1.1 Specifications

天线型号 Antennas Type	BW2.4SNX19-2Z5
频率范围 Frequenc Range(MHz)	2400-2500
输入阻抗 Input Impendence (Ω)	50Ω
电压驻波比 V.S.W.R	<1.8
增益 Gain (dBi)	2dBi
极化形式 Polarization Type	垂直 Vertical
功率容量 Power Capacity (w)	50
雷电保护 Lingtning Protection	None
工作电压 DC Voltage (V)	None
天线尺寸 Dimension (mm)	19.45*5
接口形式/Connector Type:	焊接
电缆型号 Cable type (mm)	None
电缆长度 Cable length(mm)	None
辐射体 Radiator	铜
天线颜色 Color	黄色
重量 Weight(g)	None
工作温度 Operating Temperature (℃)	-40~80
储藏温度 Storage Temperature (℃)	-20~85

batwireless.com

1.2 Antenna Picture

上图型号：BW2.4SNX19-2Z5

（可调试定制）

*注： 因天线功能较为敏感，主体周边机构有变更请通知我们评估。

2. Electrical Specification

2.1 Test Equipment

A. VSWR and input impedance: Agilent 8753/E5071 Network Analyzer

B. Antenna gain and efficiency: ETS three-dimensional anechoic chamber

2.2 Test Setup

2.2.1 Frequency Range

2.2.2 VSWR

Step 1: The antenna is arranged on the customer provided test fixture.

Step 2: The VSWR of the antenna is measured via Agilent 8720/8753 Network Analyzer (see figure. 1).

Figure.1

batwireless.com

2.2.3 Radiation pattern and Gain

A. The 3D chamber provides less than -40dB reflectivity from 800MHz to 6GHz and a 40cm diameter spherical quiet zone. The measurement results are calibrated using both dipoles and standard gain horns (see figure. 2).

B. The antenna under tested is arranged in the turned table and a decoupling sleeve is used to reduce feed line radiation (see figure. 3).

C. The measured results of the radiation patterns and antenna gain are obtained from the control system and showed on the monitor (see figure. 4 and 5).

batwireless.com



Figure.2

Figure.3



Figure.4



Figure.5

3. Performance Data

3.1 Passive data

VSWR（电压驻波比）/Return Loss（回波损耗）/Smith Chart（史密斯圆图）

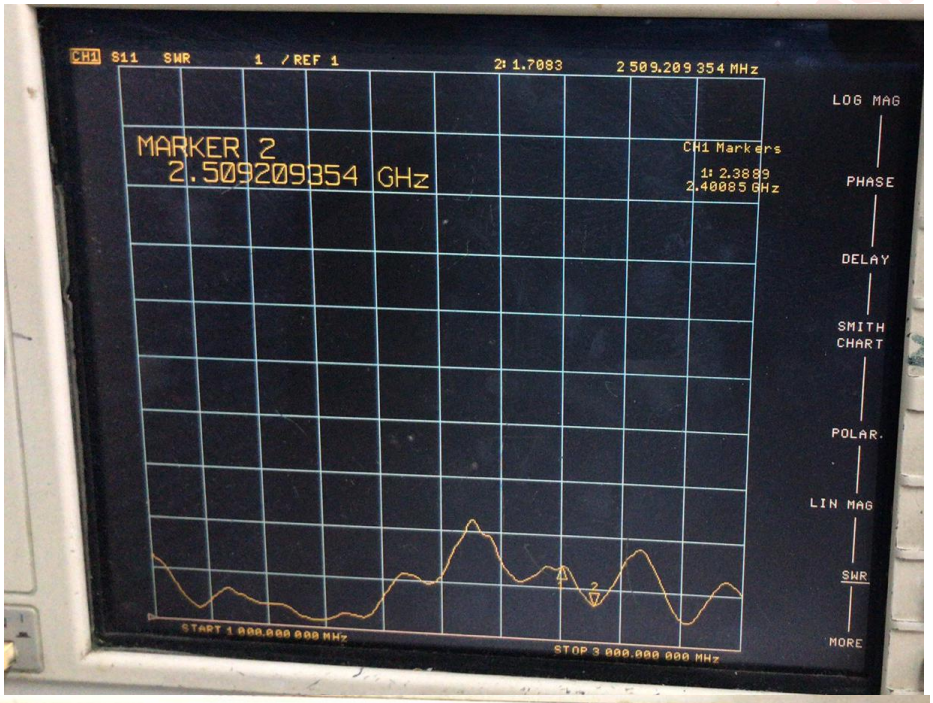

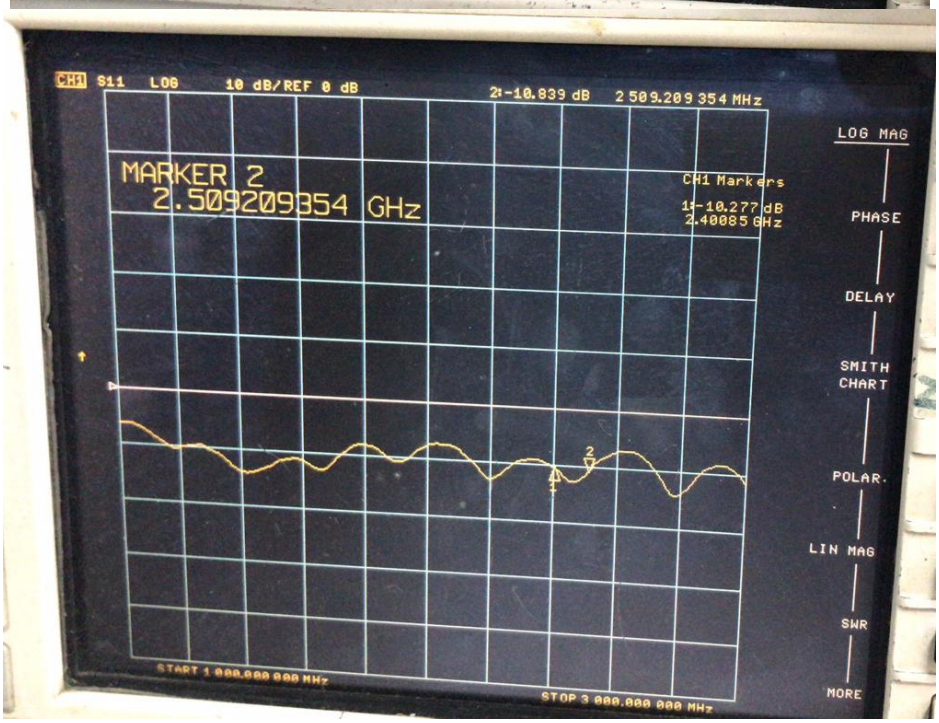

***注：以上为实测数据，仅供参考；因天线功能较为敏感，主体周边机构有变更请通知我们评估。**

4.Mechanical Specification

4.1 Assembly Drawing

batwireless.com

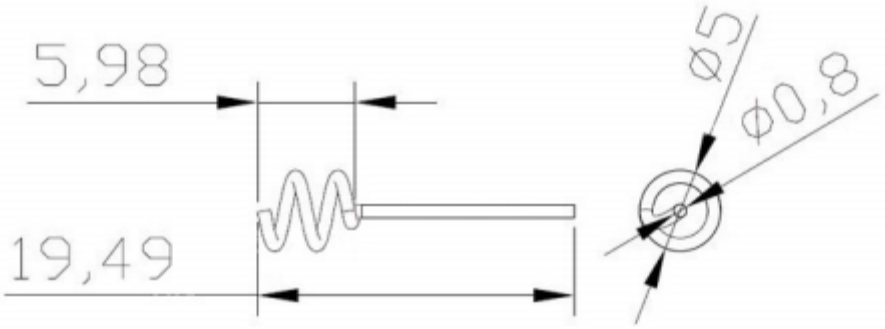

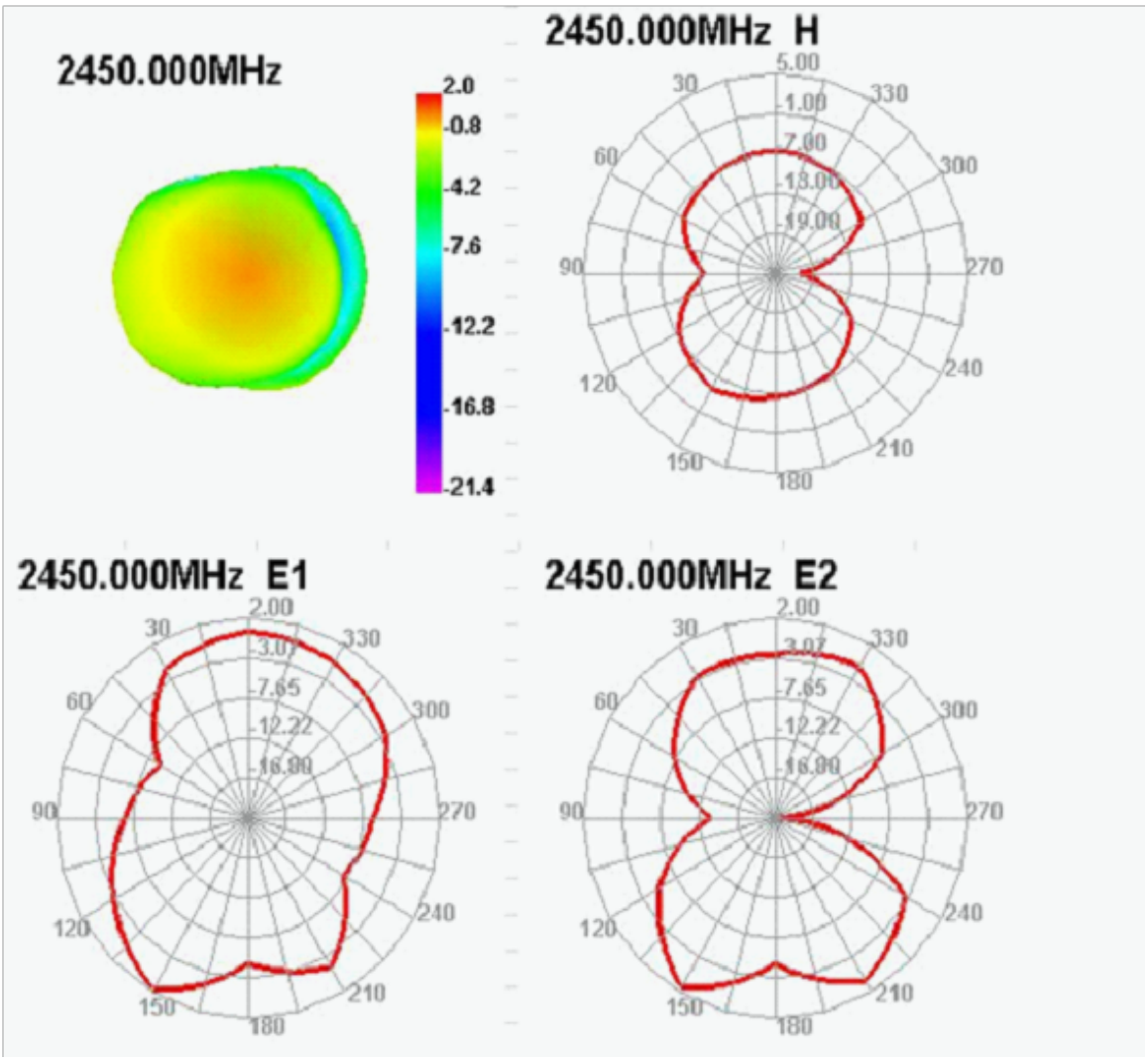
2450.000MHz
2.0
-0.8
-4.2
-7.6
-12.2
-16.8
-21.4
2450.000MHz H
5.00
1.00
-7.00
-13.00
-19.00
2450.000MHz E1
2.00
-3.07
-7.65
-12.22
-16.80
2450.000MHz E2
2.00
-3.07
-7.65
-12.22
-16.80
30
330
60
300
90
270
120
240
150
210
180