MAS-F100 说明书
折起尺寸：148*210mm
材质：105g哑粉纸 正反面单折页

ELEGIANT
Official Website

ELEGIANT
Facebook Online

CE RoHS

MAS-F100

ELEGIANT

ELECTRIC SHIATSU NECK & BACK MASSAGER

User Manual

Thank You for Your Purchase

ELEGIANT MAS-F100 electric shiatsu massager is your perfect personal massager. It has 8 deep-kneading Shiatsu massage nodes with heat function, providing 3 different speeds, from low, medium and high depending on your preference. And, it also supports remote control from distance, free your hands while relieve your stress and fatigue.

Package Includes

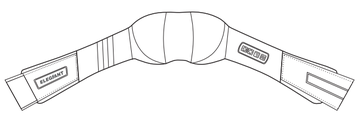

1. ELEGIANT MAS-F100 * 1

2. Remote Controller * 1

3. AC Power Adapter * 1

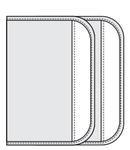

5. Skin Care Cloth * 1

6. User Manual * 1

4. Car Power Adapter * 1

7. Warranty Card * 1

How To Use

Power On/Off : Connect the massager power connector to the AC adapter/Car adapter, make sure the buckle on the connector is tightly connected, to prevent possible loose connection. Press the ON/OFF button on massager/controller to start. Press again to power off.

Direction Control : Press the direction button to change the massage way. Direction control offers Bi-directional movement control to mimic the motion of in-person massage experience.

Speed Control : Press the speed button to adjust the massage speed. Three custom speed modes offer you a customized deep tissue massage experience.

Heat Control : Press the heat button to active the heating function to further massage fatigued muscles and reduce stress. 2 level temperature optional and very safe to use.

Auto Function

1. After power on, the massager will auto change the massage direction every min. You can press the direction button to quit this mode.
2. After power on, the massager heat function will auto on by default. You can press the heat button to change the temperature level.
3. The massager will power off automatically after 15 mins working.

Massage Many Part of Your Body

Shoulder

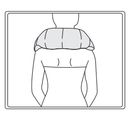

Neck

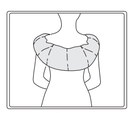

Back

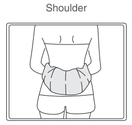

Waist

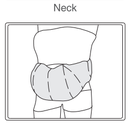

Abdomen

Thigh

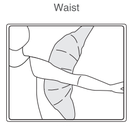

Arm

Shank

Foot

More Tips

1. You can adjust the velcro strap to find the most comfortable length to put your arm.
2. There is an interlayer on the end of the arm strap to storage the remote controller.
3. Usually the battery of remote controller will last 4-5 years, you can use it with confidence.
4. If the remote controller no longer pairs with the massager, you can long press the heat buttons together simultaneously for 5 seconds to re-pair them.
5. This massager is designed to deep massage and may be painful for those who are not used to it. Because of this, we recommend to put a towel/cloth between the massager and your body for better experience of the product. And also this is a better way to wash and clean it after long time use.
6. ELEGIANT massager use thicken quality soft PU leather, provide more comfortable touch feeling. Please put the massager in ventilated area to relieve the original smell before first use.
7. The massager can have a massage anytime in a car. However, please don't use it when driving.

For more questions or help needed, please contact our ELEGIANT online service to get the fastest reply and best solution, thank you and good luck for all :)

NOTE: This equipment has been tested and found to comply with the limits for a Class B digital device, pursuant to part 15 of the FCC Rules. These limits are designed to provide reasonable protection against harmful interference in a residential installation. This equipment generates uses and can radiate radio frequency energy and, if not installed and used in accordance with the instructions, may cause harmful interference to radio communications. However, there is no guarantee that interference will not occur in a particular installation. If this equipment does cause harmful interference to radio or television reception, which can be determined by turning the equipment off and on, the user is encouraged to try to correct the interference by one or more of the following measures:

- Reorient or relocate the receiving antenna.

- Increase the separation between the equipment and receiver.

-Connect the equipment into an outlet on a circuit different from that to which the receiver is connected.

-Consult the dealer or an experienced radio/TV technician for help

Changes or modifications not expressly approved by the party responsible for compliance could void the user's authority to operate the equipment.

This device complies with Part 15 of the FCC Rules. Operation is subject to the following two conditions:

(1) this device may not cause harmful interference, and

(2) this device must accept any interference received, including interference that may cause undesired operation.