Prüfbericht-Nr.: *Test report No.:*	**50318416 001**	**Auftrags-Nr.:** *Order No.:*	168138110	Seite 1 von 26 *Page 1 of 26*
Kunden-Referenz-Nr.: *Client reference No.:*	N/A	**Auftragsdatum:** *Order date.:*	11.11.2019	
Auftraggeber: *Client:*	**Premium Surge Promotions, LLC.** 640 N. LaSalle St, Suite 540, Chicago, IL 60654, United States			
Prüfgegenstand: *Test item:*	Wireless Charging Pad			
Bezeichnung / Typ-Nr.: *Identification / Type No.:*	YUM-TE-001 (Trademark: YUMI KIM)			
Auftrags-Inhalt: *Order content:*	Type Test			
Prüfgrundlage: *Test specification:*	CFR47 FCC Part 15: Subpart C Section 15.201 CFR47 FCC Part 15: Subpart C Section 15.207 CFR47 FCC Part 15: Subpart C Section 15.209 CFR47 FCC Part 2: Subpart J Section 2.1091	RSS-216 issue 2 Janyary 2016 RSS-GEN issue 5 April 2018 RSS-102 issue 5 March 2015		

Wareneingangsdatum: *Date of receipt:*	11.11.2019	Refer to photos document
Prüfmuster-Nr.: *Test sample No.:*	A001017671-006	
Prüfzeitraum: *Testing period:*	22.11.2019 - 28.11.2019	
Ort der Prüfung: *Place of testing:*	TÜV Rheinland (Shenzhen) Co., Ltd. Testing Center	
Prüflaboratorium: *Testing laboratory:*	TÜV Rheinland (Shenzhen) Co., Ltd.	
Prüfergebnis*: *Test result*:*	Pass	

geprüft von / *tested by:*			**kontrolliert von /** *reviewed by:*		
16.12.2019	Alex Lan / Senior Project Engineer		16.12.2019	Winnie Hou / Technical Certifier	
Datum *Date*	**Name/Stellung** *Name/Position*	**Unterschrift** *Signature*	**Datum** *Date*	**Name/Stellung** *Name/Position*	**Unterschrift** *Signature*

Sonstiges / *Other:*

FCC ID: 2ATL4-3FWCSTYYK

IC: 25105-3FWCSTYYK, HVIN: YUM-TE-001

Zustand des Prüfgegenstandes bei Anlieferung: *Condition of the test item at delivery:* Prüfmuster vollständig und unbeschädigt *Test item complete and undamaged:*

* Legende:	1 = sehr gut	2 = gut	3 = befriedigend	4 = ausreichend	5 = mangelhalt
	P(ass) = entspricht o.g. Prüfgrundlage(n)		F(ail) = entspricht nicht o.g. Prüfgrundlage(n)	N/A = nicht anwendbar	N/T = nicht getestet
Legend:	1 = very good	2 = good	3 = satisfactory	4 = sufficient	5 = poor
	P(ass) = passed a.m. test specifications(s)		F(ail) = failed a.m. test specifications(s)	N/A = not applicable	N/T = not tested

Dieser Prüfbericht bezieht sich nur auf das o.g. Prüfmuster und darf ohne Genehmigung der Prüfstelle nicht auszugsweise vervielfältigt werden. Dieser Bericht berechtigt nicht zur Verwendung eines Prüfzeichens.

This test report only relates to the a. m. test sample. Without permission of the test center this test report is not permitted to be duplicated in extracts. This test report does not entitle to carry any test mark.

Test Summary

5.1.1 ANTENNA REQUIREMENT
RESULT: Pass

5.1.2 99% BANDWIDTH
RESULT: Pass

5.1.3 20DB BANDWIDTH
RESULT: Pass

5.1.4 RADIATED SPURIOUS EMISSION
RESULT: Pass

5.1.5 CONDUCTED EMISSIONS
RESULT: Pass

5.1.6 RADIATED EMISSIONS
RESULT: Pass

Contents

1 General Remarks 4
1.1 Complementary Materials 4
2 Test Sites 4
2.1 Test Facilities 4
2.2 List of Test and Measurement Instruments 5
2.3 Traceability 7
2.4 Calibration 7
2.5 Measurement Uncertainty 7
2.6 Location of Original Data 7
2.7 Status of Facility Used for Testing 7
3 General Product Information 8
3.1 Product Function and Intended Use 8
3.2 Ratings and System Details 8
3.3 Independent Operation Modes 8
3.4 Noise Generating and Noise Suppressing Parts 8
3.5 Submitted Documents 8
4 Test Set-up and Operation Modes 9
4.1 Principle of Configuration Selection 9
4.2 Test Operation and Test Software 9
4.3 Special Accessories and Auxiliary Equipment 9
4.4 Countermeasures to Achieve EMC Compliance 9
4.5 Test Setup Diagram 10
5 Test Results 11
5.1 Transmitter Requirement & Test Suites 11
5.1.1 Antenna Requirement 11
5.1.2 99% Bandwidth 12
5.1.3 20dB Bandwidth 13
5.1.4 Radiated Spurious Emission 14
5.1.5 Conducted emissions 20
5.1.6 Radiated emissions 23
6 Photographs of the Test Set-Up 26
7 List of Tables 26

1 General Remarks

1.1 Complementary Materials

None

2 Test Sites

2.1 Test Facilities

TÜV Rheinland (Shenzhen) Co., Ltd. Testing Center
East of F/1, F/2 - F/4, Building 1, Cybio Technology Building, No. 6 Langshan No. 2 Road, North Hi-tech Industry Park, Nanshan District, Shenzhen, P.R. China

FCC Registration No.: 694916

IC Registration No.: 25069

2.2 List of Test and Measurement Instruments

Table 1: List of Test and Measurement Equipment

TÜV Rheinland (Shenzhen) Co., Ltd. Testing Center

☐ **Radio Spectrum Testing**				
Description	**Manufacturer**	**Model**	**Serial No.**	**Calibrated until**
Wireless Connectivity Tester	Rohde & Schwarz	CMW270	101375	20.08.2020
Signal Analyzer	Rohde & Schwarz	FSV 40	101441	20.08.2020
Vector Signal Generator	Rohde & Schwarz	SMBV100A	263301	21.08.2020
Signal Generator	Rohde & Schwarz	SMB100A	115186	21.08.2020
OSP	Rohde & Schwarz	OSP 150	101017	20.12.2019
Control PC	DELL	OptiPlex 7050	FTJZ9P2	N/A
Test Software	Rohde & Schwarz	WMS32 (V10.40.10)	N/A	N/A
Power Meter	Rohde & Schwarz	NRP2	107105	20.12.2019
Wideband Power Sensor	Rohde & Schwarz	NRP-Z81	105350	20.12.2019
Humid & Temp Programmable Tester	BOST	NTH090-60	19040801	16.04.2020
Shielding Room 8#	Albatross	SR8	APC17151-SR8	23.07.2020
☒ **Unwanted Emission Testing**				
Description	**Manufacturer**	**Model**	**Serial No.**	**Calibrated until**
EMI Test Receiver	Rohde & Schwarz	ESR 7	102021	19.08.2020
Signal Analyzer	Rohde & Schwarz	FSV 40	101439	21.08.2020
System Controller Interface	Rohde & Schwarz	SCI-100	S10010038	N/A
Filterbank	Rohde & Schwarz	Wlan	100759	21.08.2020
OSP	Rohde & Schwarz	OSP 120	102040	N/A
Pre-amplifier	Rohde & Schwarz	SCU08F1	08320031	20.08.2020
Amplifier	Rohde & Schwarz	SCU-18F	180070	20.08.2020
Amplifier	Rohde & Schwarz	SCU40A	100475	20.08.2020
Trilog Broadband Antenna (30 MHz - 1 GHz)	Schwarzbeck	VULB9162	193	02.09.2020
Double-Ridged Antenna (1 -18 GHz)	ETS-LINDGREN	3117	00218717	02.09.2020
Wideband Ridged Horn Antenna (18-40 GHz)	Steatite	QMS-00880	19067	02.09.2020
Active Loop Antenna	Schwarzbeck	FMZB 1513	302	01.09.2020

Wideband Ridged Horn Antenna (12-18 GHz)	Steatite	QMS-00208	18313	02.09.2020
Test software	Rohde & Schwarz	V10.40.10-EMC32	N/A	N/A
Control PC	Dell	OptiPlex 7050	36NV9P2	N/A
3m Semi-Anechoic Chamber	Albatross	SAC-3m	APC17151-SAC	07.06.2020
Radiated Emission (3m chamber)				
3m SAC	ETS	SAC3	CT001632-Q1362	23.08.2020
EMI Test Receiver	R&S	ESR7	102111	23.01.2020
Horn Antenna	R&S	HF907	102706	01.09.2020
Preamplifier	FIT	SCU-18F	180077	19.08.2020
Active magnetic loop antenna	SCHWARZBECK	FMZB1519B	00080	19.08.2020
Trilog-Broadband antenna	SCHWARZBECK	VULB9168	0945	12.09.2020
Switching Controller Interface	R&S	OSP 120	102039	N/A
EMC32 test software	R&S	EMC32(Ver.10.50.01)	N/A	N/A
Conducted Emissions				
EMI Test Receiver	R&S	ESR3	102428	12.09.2020
Artificial Mains Network	R&S	ENV216	102333	12.09.2020

2.3 Traceability

All measurement equipment calibrations are traceable to NIM (National Institute of Metrology) or where calibration is performed in other countries, to equivalent nationally recognized standards organizations.

2.4 Calibration

Equipment requiring calibration is calibrated periodically by the manufacturer or according to manufacturer's specifications. Additionally all equipment is verified for proper performance on a regular basics using in house standards or comparisons.

2.5 Measurement Uncertainty

The estimated combined standard uncertainty for radiated emissions and conducted emissions measurements as below table

Test	Parameters	Expanded uncertainty (U_{lab})	Expanded uncertainty (U_{cispr})
Conducted Emission	Level accuracy (9kHz to 150kHz) (150kHz to 30MHz)	± 3.70 dB ± 3.30 dB	± 3.8 dB ± 3.4 dB
Radiated Emission (3m SAC)	Level accuracy (30MHz to 1000MHz)	± 4.52 dB	± 6.3 dB
	Level accuracy (above 1000MHz)	± 4.37 dB	N/A

2.6 Location of Original Data

The original copies of all test data taken during actual testing were in this report and delivered to the applicant. A copy has been retained in the TÜV Rheinland (Shenzhen) file for certification follow-up purposes.

2.7 Status of Facility Used for Testing

The TÜV Rheinland (Shenzhen) Co., Ltd. Testing Center Test facility located at East of F/1, F/2 - F/4, Building 1, Cybio Technology Building, No. 6 Langshan No. 2 Road, North Hi-tech Industry Park, Nanshan District, Shenzhen, P.R. China is listed on the US Federal Communications Commission list of facilities approved to perform measurements.

3 General Product Information

3.1 Product Function and Intended Use

The device is a Wireless Charging Pad.

For details refer to the User Manual, Technical Description and Circuit Diagram.

3.2 Ratings and System Details

Table 2: Technical Specification of EUT

General Information of EUT	Value
Kind of Equipment	Wireless Charging Pad
Type Designation	YUM-TE-001
Trade Mark	YUMI KIM
Input Voltage	DC 5V, 2A or DC 9V, 1.67A via external AC/DC Adapter
Test voltage	AC 120V, 60Hz via external AC/DC Adapter
Technical Specification of WPT	
Operating Frequency	110-205KHz
Extreme Temperature Range	0°C - +40°C
Modulation	FSK
Antenna Type	Induction coil
Wireless output	10W maximum

3.3 Independent Operation Modes

The basic operation modes are:

A. On, Wireless charging

B. Off

3.4 Noise Generating and Noise Suppressing Parts

Refer to Circuit Diagram for further details.

3.5 Submitted Documents

- Block Diagram
- Schematics
- User Manual

4 Test Set-up and Operation Modes

4.1 Principle of Configuration Selection

Emission: The equipment under test (EUT) was configured to measure its highest possible radiation level. The test modes were adapted accordingly in reference to the instructions for use.
Radio Spectrum: The equipment under test (EUT) was configured at its highest power output in order to measure its highest possible radiation and conducted level. The test modes were adapted accordingly in reference to the instructions for use.

4.2 Test Operation and Test Software

Test operation refers to test setup in chapter 5&6. All testing were performed according to the procedures in ANSI C63.10: 2013 & ANSI C63.4: 2014

4.3 Special Accessories and Auxiliary Equipment

Table 3: List of Accessories and Auxiliary Equipment

Description	Manufacturer	Model	S/N	Rating
Electrical Load	HANK Electronics Co., Ltd.	1824	C190124-017-002-001	N/A
AC/DC Adapter	SAMSUNG	EP-TA20JWE	N/A	Input: AC 100-240V, 50/60Hz Output: DC 5V, 2A, or DC 9V, 1.67A

4.4 Countermeasures to Achieve EMC Compliance

The test sample which has been tested contained the noise suppression parts as described in the Technical Construction File (TCF).

No additional measures were employed to achieve compliance.

4.5 Test Setup Diagram

Diagram of Measurement Configuration for Radiation Test (Below 1GHz)

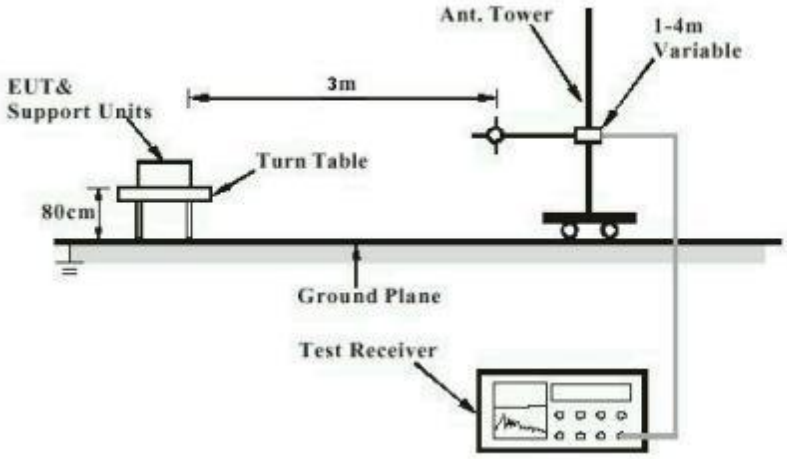

Diagram of Measurement Configuration for Conducted Transmitter Measurement

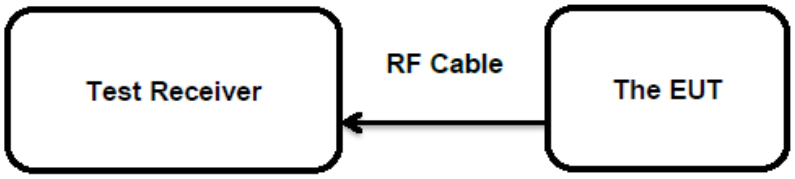

Diagram of Measurement Equipment Configuration for Mains Conduction Measurement

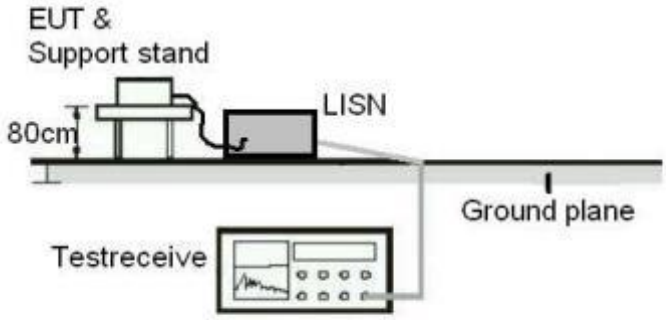

5 Test Results

5.1 Transmitter Requirement & Test Suites

5.1.1 Antenna Requirement

RESULT: **Pass**

Test Specification

Test standard	:	Part 15.203 RSS-Gen Clause 6.7
Limit	:	the use of antennas with directional gains that do not exceed 6 dBi

According to the manufacturer declared, the EUT has an internal antenna, the directional gain of antenna is 0 dBi, and the antenna connector is designed with permanent attachment and no consideration of replacement. Therefore the EUT is considered sufficient to comply with the provision.

Refer to EUT Photo for further details.

5.1.2 99% Bandwidth

RESULT: **Pass**

Test Specification

Test standard	:	RSS-Gen Clause 6.7
Basic standard	:	ANSI C63.10: 2013
Kind of test site	:	Shielded Room

Test Setup

Date of testing	:	23.11.2019
Input voltage	:	AC 120V, 60Hz
Operation mode	:	A
Ambient temperature	:	25 °C
Relative humidity	:	56 %
Atmospheric pressure	:	101 kPa

For details refer to following test result.

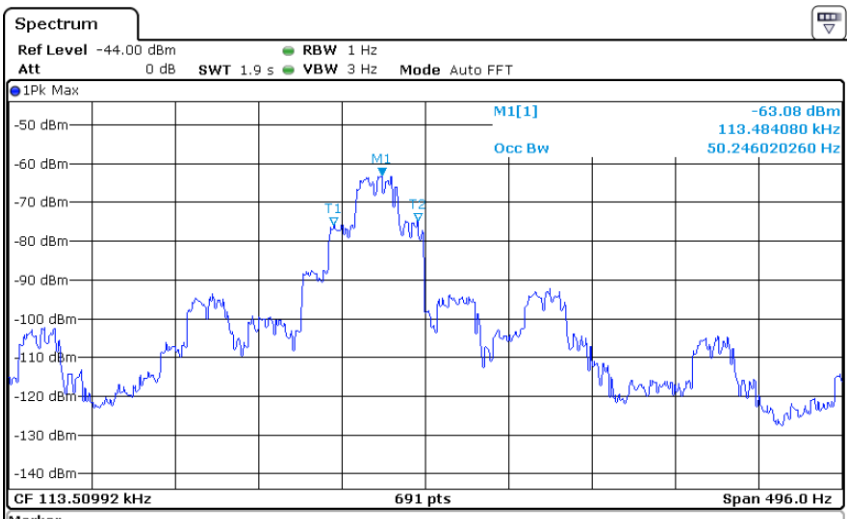

Marker

Type	Ref	Trc	X-value	Y-value	Function	Function Result
M1		1	113.48408 kHz	-63.08 dBm		
T1		1	113.455367 kHz	-75.89 dBm	Occ Bw	50.24602026 Hz
T2		1	113.505613 kHz	-74.73 dBm		

5.1.3 20dB Bandwidth

RESULT: **Pass**

Test Specification

Test standard	:	FCC Part 15.215(c)
Basic standard	:	ANSI C63.10: 2013
Kind of test site	:	Shielded Room

Test Setup

Date of testing	:	23.11.2019
Input voltage	:	AC 120V, 60Hz
Operation mode	:	A
Ambient temperature	:	25 °C
Relative humidity	:	56 %
Atmospheric pressure	:	101 kPa

For details refer to following test result.

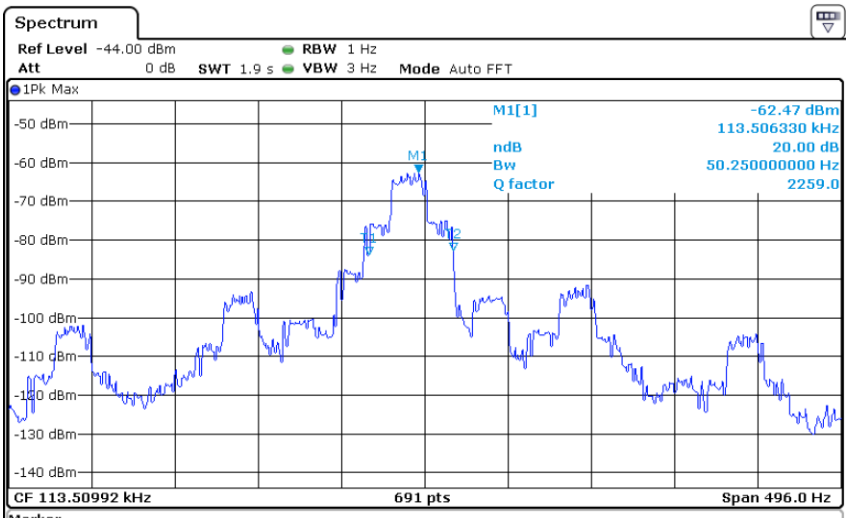

Marker

Type	Ref	Trc	X-value	Y-value	Function	Function Result
M1		1	113.50633 kHz	-62.47 dBm	ndB down	50.25 Hz
T1		1	113.4769 kHz	-83.70 dBm	ndB	20.00 dB
T2		1	113.52715 kHz	-82.72 dBm	Q factor	2259.0

5.1.4 Radiated Spurious Emission

RESULT: **Pass**

Test Specification

Test standard	FCC Part 15.201
	RSS-216 Clause 6.2.2.2
Basic standard	ANSI C63.10: 2013
Limits	Refer to 15.209(a)
	RSS-Gen Issue 4 Table 4
Kind of test site	3m Semi-anechoic Chamber

Test Setup

Date of testing	22.11.2019
Input voltage	AC 120V, 60Hz
Operation mode	A
Ambient temperature	25 ℃
Relative humidity	56 %
Atmospheric pressure	101 kPa

9KHz – 30MHz

EUT Information

EUT Name:	Wireless Charging Pad
Model:	YUM-TE-001
Test Mode:	Charging
Test Voltage::	220V/50Hz
Remark:	Temp 24.6 Humi:44%
Test Standard:	FCC 15.209
Tested By:	Xiqiang Ma
Reviewed By:	Terry Yin
Polarity	X

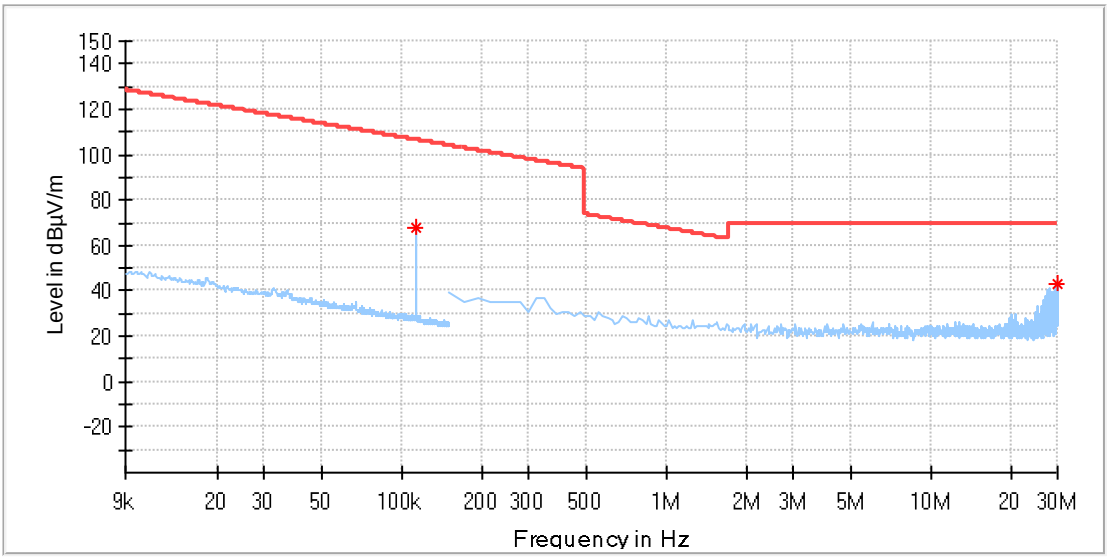

Critical_Freqs

Frequency (MHz)	MaxPeak (dBµV/m)	Limit (dBµV/m)	Margin (dB)	Height (cm)	Pol	Azimuth (deg)
0.113239	68.02	106.52	38.51	100.0	V	0.0
29.765464	43.16	69.54	26.38	100.0	V	5.0

EUT Information

EUT Name:	Wireless Charging Pad
Model:	YUM-TE-001
Test Mode:	Charging
Test Voltage::	220V/50Hz
Remark:	Temp 24.6 Humi:44%
Test Standard:	FCC 15.209
Tested By:	Xiqiang Ma
Reviewed By:	Terry Yin
Polarity	Y

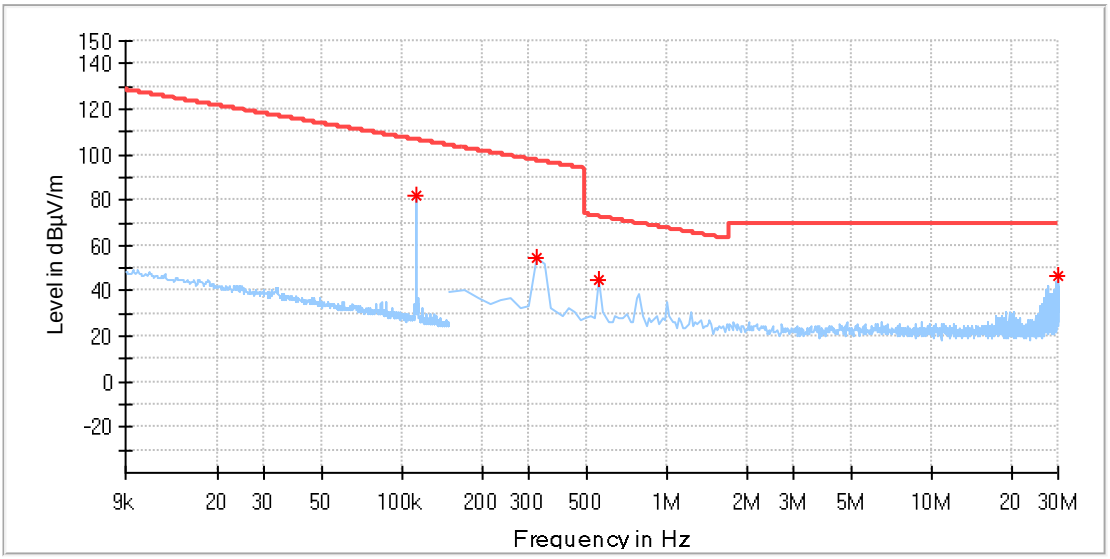

Critical_Freqs

Frequency (MHz)	MaxPeak (dBµV/m)	Limit (dBµV/m)	Margin (dB)	Height (cm)	Pol	Azimuth (deg)
0.113139	81.82	106.53	24.72	100.0	V	4.0
0.320572	54.46	97.49	43.03	100.0	V	5.0
0.555107	45.28	72.72	27.44	100.0	V	5.0
29.765464	46.75	69.54	22.79	100.0	V	1.0

EUT Information

EUT Name:	Wireless Charging Pad
Model:	YUM-TE-001
Test Mode:	Charging
Test Voltage::	220V/50Hz
Remark:	Temp 24.6 Humi:44%
Test Standard:	FCC 15.209
Tested By:	Xiqiang Ma
Reviewed By:	Terry Yin
Polarity	Z

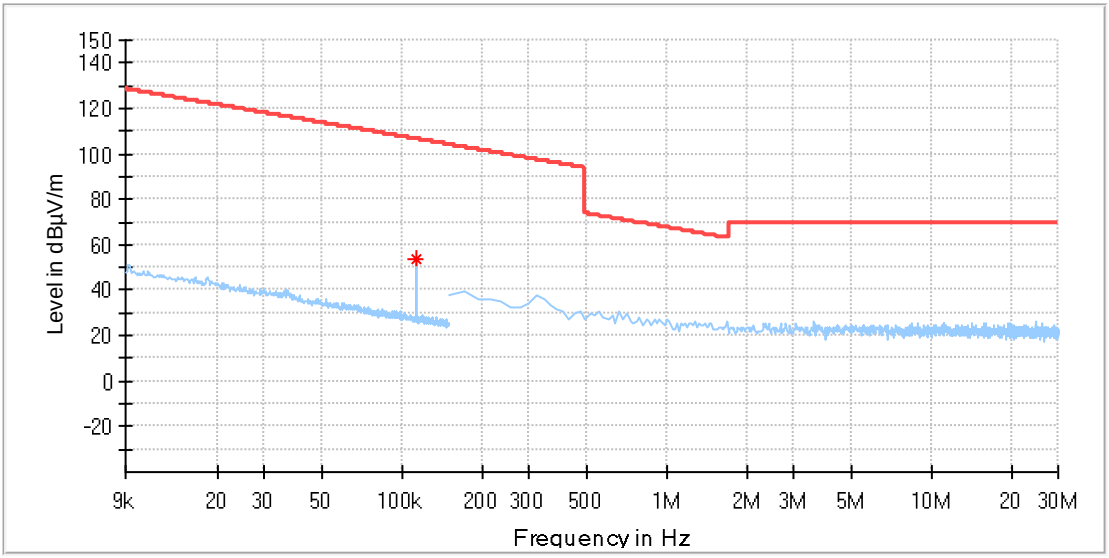

Critical_Freqs

Frequency (MHz)	MaxPeak (dBµV/m)	Limit (dBµV/m)	Margin (dB)	Height (cm)	Pol	Azimuth (deg)
0.113239	54.06	106.52	52.47	100.0	V	0.0

30MHz – 1GHz

EUT Information

EUT Name:	Wireless Charging Pad
Model:	YUM-TE-001
Test Mode:	Charging
Test Voltage::	220V/50Hz
Remark:	Temp 24.6 Humi:44%
Test Standard:	FCC 15.209
Tested By:	Xiqiang Ma
Reviewed By:	Terry Yin

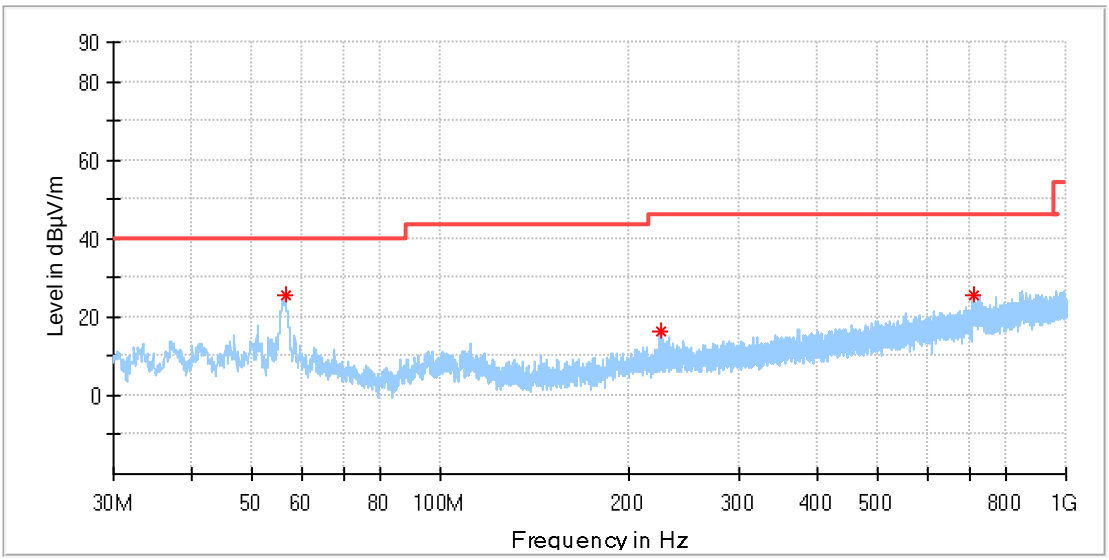

Critical_Freqs

Frequency (MHz)	MaxPeak (dBµV/m)	Average (dBµV/m)	Limit (dBµV/m)	Margin (dB)	Height (cm)	Pol	Azimuth (deg)	Corr. (dB/m)
56.432500	25.55	---	40.00	14.45	100.0	H	283.0	-18.9
225.164000	16.30	---	46.00	29.70	100.0	H	210.0	-18.7
710.940000	25.42	---	46.00	20.58	100.0	H	335.0	-8.2

EUT Information

EUT Name:	Wireless Charging Pad
Model:	YUM-TE-001
Test Mode:	Charging
Test Voltage::	220V/50Hz
Remark:	Temp 24.6 Humi:44%
Test Standard:	FCC 15.209
Tested By:	Xiqiang Ma
Reviewed By:	Terry Yin

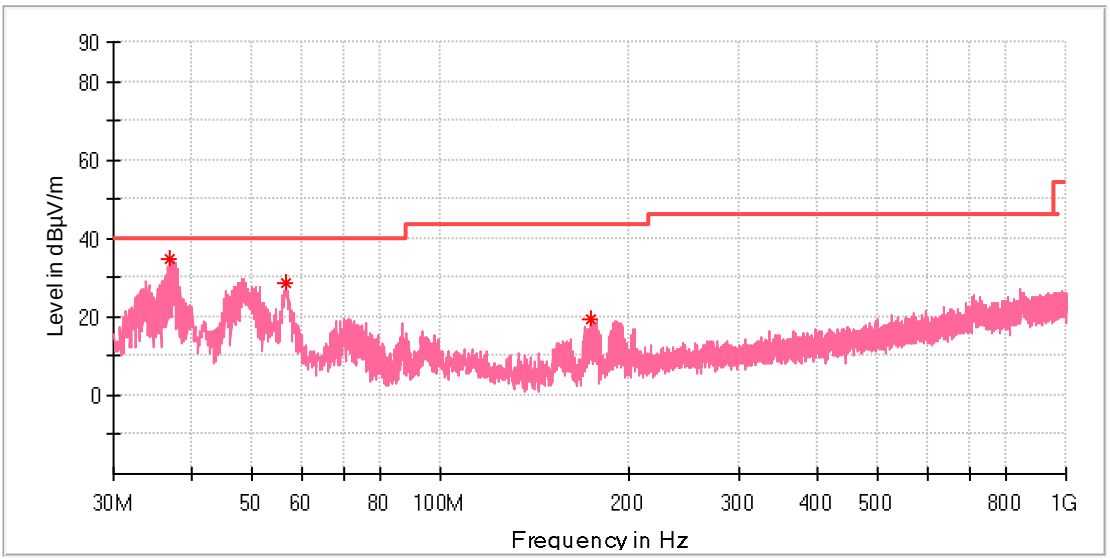

Critical_Freqs

Frequency (MHz)	MaxPeak (dBµV/m)	Average (dBµV/m)	Limit (dBµV/m)	Margin (dB)	Height (cm)	Pol	Azimuth (deg)	Corr. (dB/m)
36.984000	33.67	---	40.00	6.33	100.0	V	97.0	-21.5
56.578000	28.65	---	40.00	11.35	100.0	V	156.0	-18.9
173.996500	19.38	---	43.50	24.12	100.0	V	97.0	-21.3

5.1.5 Conducted emissions

RESULT: **Pass**

Test Specification

Test standard	:	FCC Part 15.201
		RSS-216 Clause 6.2.2.1
Basic standard	:	ANSI C63.4:2014
Frequency range	:	150KHz - 30MHz
Classification	:	Class B
Limit		FCC Part 15.207 (a)
Kind of test site	:	3m Semi-anechoic Chamber

Test Setup

Date of testing	:	22.11.2019
Input voltage	:	AC 120V, 60Hz
Operation mode	:	A
Earthing	:	Not connected
Ambient temperature	:	23 ℃
Relative humidity	:	48 %
Atmospheric pressure	:	101 kPa

Refer to following test plots for details of test result.

EUT Information

EUT Name:	Wireless Charging Pad
Model:	YUM-TE-01
Order No.:	168138110
Test Mode:	A
Test Voltage:	DC 5V
Test By:	Charlie Wang
Review By:	Gary Chen

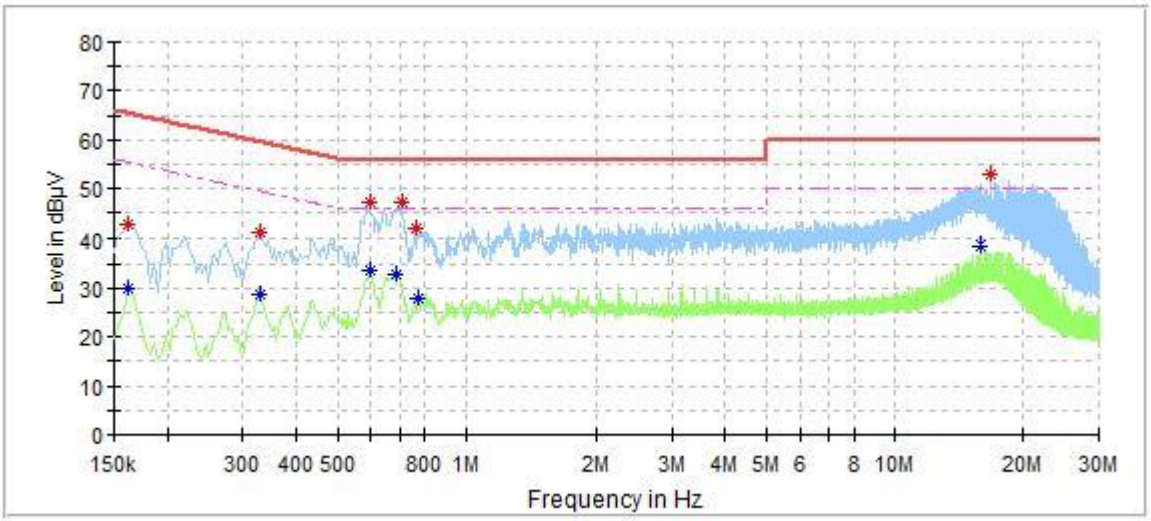

Critical_Freqs

Frequency (MHz)	MaxPeak (dBµV)	Average (dBµV)	Limit (dBµV)	Margin (dB)	Meas. Time (ms)	Bandwidth (kHz)	Line	Corr. (dB)
0.162000	42.67	---	65.36	22.69	---	---	L1	9.6
0.162000	---	30.10	55.36	25.26	---	---	L1	9.6
0.330000	---	28.60	49.45	20.85	---	---	L1	9.7
0.330000	41.23	---	59.45	18.22	---	---	L1	9.7
0.596000	---	33.70	46.00	12.30	---	---	L1	9.7
0.596000	47.08	---	56.00	8.92	---	---	L1	9.7
0.688000	---	32.86	46.00	13.14	---	---	L1	9.7
0.708000	47.21	---	56.00	8.79	---	---	L1	9.7
0.768000	41.79	---	56.00	14.21	---	---	L1	9.7
0.772000	---	27.99	46.00	18.01	---	---	L1	9.7
15.928000	---	38.44	50.00	11.56	---	---	L1	10.3
16.828000	52.87	---	60.00	7.13	---	---	L1	10.4

EUT Information

EUT Name:	Wireless Charging Pad
Model:	YUM-TE-01
Order No.:	168138110
Test Mode:	A
Test Voltage:	DC 5V
Test By:	Charlie Wang
Review By:	Gary Chen

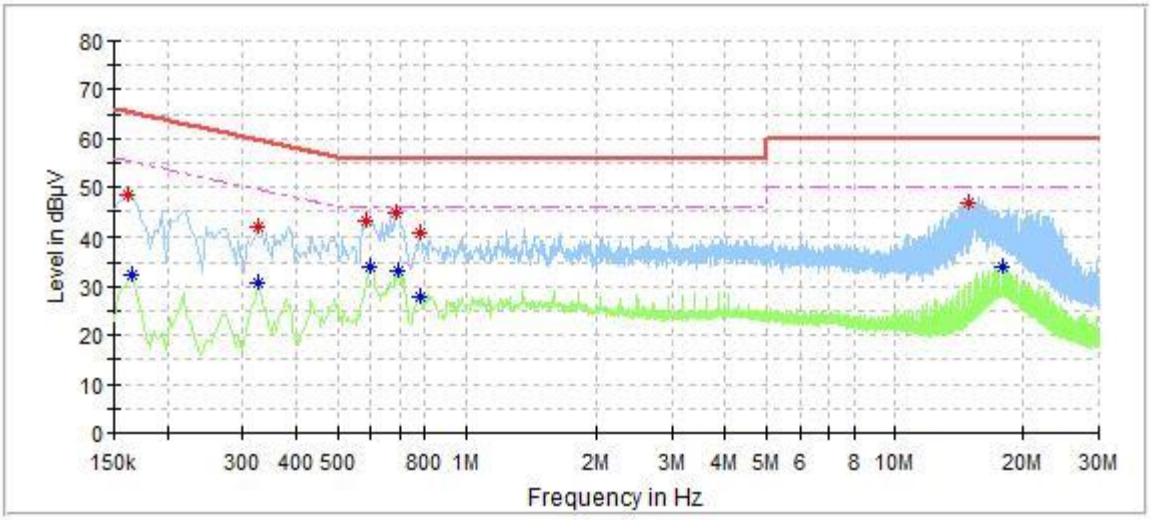

Critical_Freqs

Frequency (MHz)	MaxPeak (dBµV)	Average (dBµV)	Limit (dBµV)	Margin (dB)	Meas. Time (ms)	Bandwidth (kHz)	Line	Corr. (dB)
0.162000	48.26	---	65.36	17.10	---	---	N	9.6
0.166000	---	32.55	55.16	22.61	---	---	N	9.6
0.326000	---	30.77	49.55	18.79	---	---	N	9.6
0.326000	41.74	---	59.55	17.82	---	---	N	9.6
0.584000	43.22	---	56.00	12.78	---	---	N	9.7
0.600000	---	34.22	46.00	11.78	---	---	N	9.7
0.688000	44.68	---	56.00	11.32	---	---	N	9.7
0.696000	---	33.22	46.00	12.78	---	---	N	9.7
0.780000	---	27.82	46.00	18.18	---	---	N	9.7
0.784000	40.70	---	56.00	15.30	---	---	N	9.7
14.924000	46.89	---	60.00	13.11	---	---	N	10.3
17.784000	---	34.19	50.00	15.81	---	---	N	10.4

5.1.6 Radiated emissions

RESULT: **Pass**

Test Specification

Test standard	:	FCC Part 15.201
		RSS-216 Clause 6.2.2.2
Basic standard	:	ANSI C63.4:2014
Frequency range	:	30MHz – 1GHz
Classification	:	Class B
Limit		FCC Part 15.209 (a)
Kind of test site	:	3m Semi-anechoic Chamber

Test Setup

Date of testing	:	22.11.2019
Input voltage	:	AC 120V, 60Hz
Operation mode	:	A
Earthing	:	Not connected
Ambient temperature	:	23 ℃
Relative humidity	:	48 %
Atmospheric pressure	:	101 kPa

Refer to following test plots for details of test result.

EUT Information

EUT Name:	Wireless Charging Pad
Model:	YUM-TE-01
Order No:	168138110
Test Mode:	A
Test Voltage:	DC 5V
Test By:	Charlie Wang
Review By:	Gary Chen
Remark:	3M Chamber

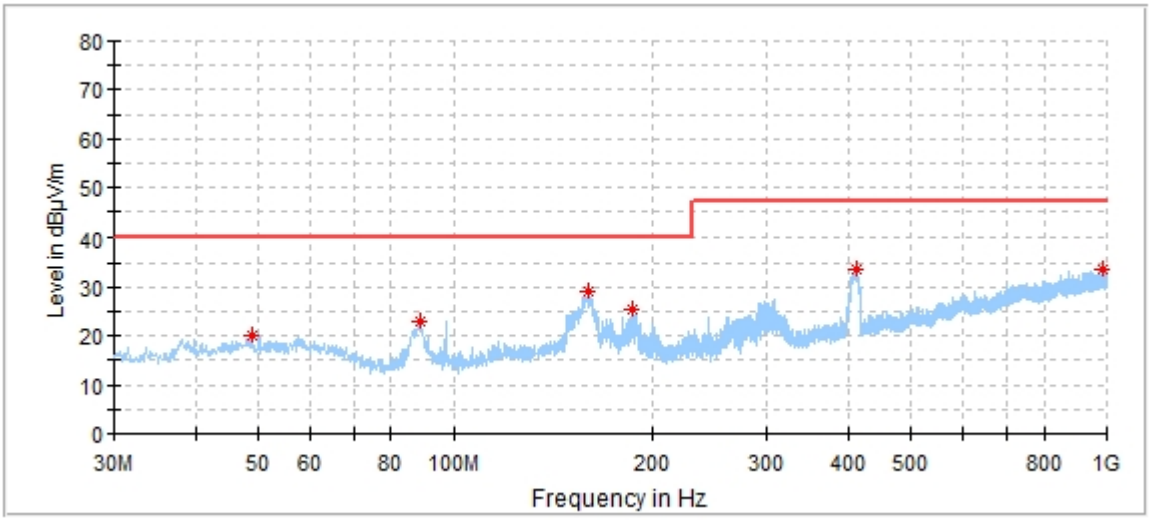

Critical_Freqs

Frequency (MHz)	MaxPeak (dBµV/m)	Limit (dBµV/m)	Margin (dB)	Meas. Time (ms)	Bandwidth (kHz)	Height (cm)	Pol	Azimuth (deg)
186.752000	25.28	40.00	14.72	---	---	100.0	H	141.0
411.501000	33.71	47.00	13.29	---	---	100.0	H	227.0
987.584000	33.84	47.00	13.16	---	---	200.0	H	150.0
88.394000	23.16	40.00	16.84	---	---	200.0	H	219.0
48.818000	20.23	40.00	19.77	---	---	250.0	H	14.0
159.204000	29.07	40.00	10.93	---	---	250.0	H	69.0

EUT Information

EUT Name:	Wireless Charging Pad
Model:	YUM-TE-01
Order No:	168138110
Test Mode:	A
Test Voltage:	DC 5V
Test By:	Charlie Wang
Review By:	Gary Chen
Remark:	3M Chamber

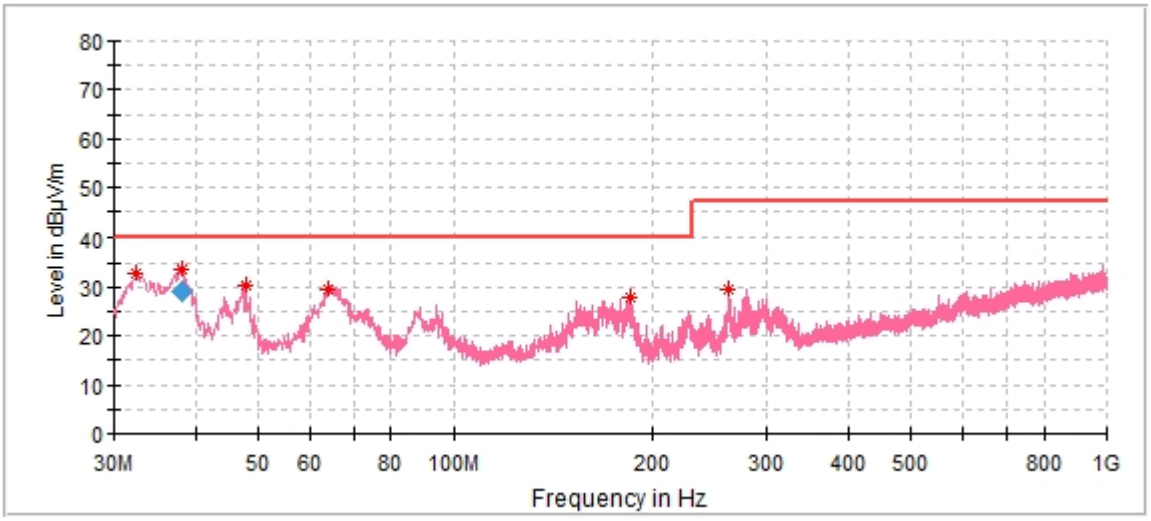

Critical_Freqs

Frequency (MHz)	MaxPeak (dBµV/m)	Limit (dBµV/m)	Margin (dB)	Meas. Time (ms)	Bandwidth (kHz)	Height (cm)	Pol	Azimuth (deg)
32.425000	32.80	40.00	7.21	---	---	150.0	V	143.0
38.223000	33.61	40.00	5.24	---	---	196.0	V	267.0
47.751000	30.48	40.00	9.52	---	---	150.0	V	180.0
64.144000	29.46	40.00	10.54	---	---	150.0	V	147.0
185.006000	28.00	40.00	12.00	---	---	150.0	V	110.0
262.800000	29.39	47.00	17.61	---	---	150.0	V	114.0

Final_Result

Frequency (MHz)	QuasiPeak (dBµV/m)	Limit (dBµV/m)	Margin (dB)	Meas. Time (ms)	Bandwidth (kHz)	Height (cm)	Pol	Azimuth (deg)
38.223000	28.98	40.00	11.02	1000.0	120.000	196.0	V	267.0

6 Photographs of the Test Set-Up

Refer to test photo document.

7 List of Tables

Table 1: List of Test and Measurement Equipment 5
Table 2: Technical Specification of EUT 8
Table 3: List of Accessories and Auxiliary Equipment 9