USER MANUAL

F17 wireless headset

DIAGRAM

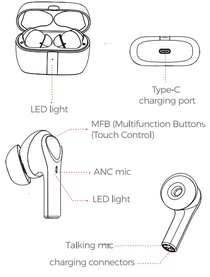

PAIRING

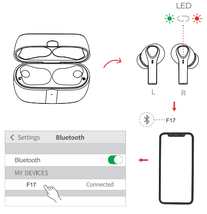

take out the earphones, they automatically enter the pairing mode when the grenn and red lights start flashing alternately ,and then select "F17".

Startup & Shutdown

Note:
the earbud will reconnect to the pairred device by priority ,if you want to pair to other smartphone,please disconnect bluetooth on the paired smartphone.

power on

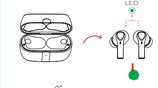

power off

MUSIC

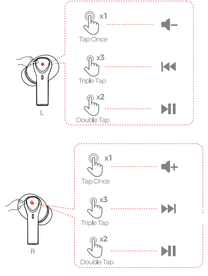

INCOMING CALL

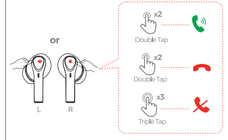

ACTIVATE SiRi

ANC MODE

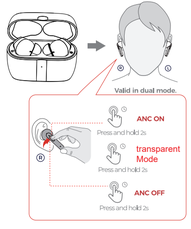

twin mode press and hold the left or right earbud for 2 seconds to trun oSn or off the ANC。

CHARGING

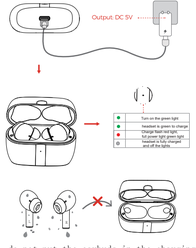

do not put the earbuds in the charging case when the earbuds are wet。

PACKING LIST

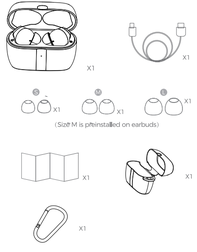

CORRECT DISPOSAL OF THIS PRODUCT

this marking shown on the product or is literatare indicate that it should not be disposed with other houschold wastes at theend of its working life。
to prevent possible harm to the environment or human health from uncontrolled waste disposal please separate this from other types of wastes and recycle it responsibly to promote the sustainable reuse of material resources household user should contach either the retailer where they purchased this product or their local government office,for details of where and how they cantake this item for environ mentally safe recycling business users should contact their supplier and check the terms and conditions of the purchase contact this product should not be mixed with other commercial wastes for disposal。

FCC STATEMEN

arly changes or modifications not expressly approved by the paty responsible for compliance could void the user's authority to operate the equipments this device coplise with part 15 of the FCC rules operation is suject to the following two conditions. (1)this device may not casue harmful interference and (2) this device must accept any interference

FCC STATEMEN

releived including interference that may cause undesired operation.

FCC Radiation Exposure statement
this equipment complise with FCC rediation exposure limits set forth for an uncontrolled environment。

FCC Caution:

This device complies with part 15 of the FCC Rules. Operation is subject to the following two conditions: (1) This device may not cause harmful interference, and (2) this device must accept any interference received, including interference that may cause undesired operation.

Any Changes or modifications not expressly approved by the party responsible for compliance could void the user's authority to operate the equipment.

Note: This equipment has been tested and found to comply with the limits for a Class B digital device, pursuant to part 15 of the FCC Rules. These limits are designed to provide reasonable protection against harmful interference in a residential installation. This equipment generates uses and can radiate radio frequency energy and, if not installed and used in accordance with the instructions, may cause harmful interference to radio communications. However, there is no guarantee that interference will not occur in a particular installation. If this equipment does cause harmful interference to radio or television reception, which can be determined by turning the equipment off and on, the user is encouraged to try to correct the interference by one or more of the following measures:

-Reorient or relocate the receiving antenna.

-Increase the separation between the equipment and receiver.

-Connect the equipment into an outlet on a circuit different from that to which the receiver is connected.

-Consult the dealer or an experienced radio/TV technician for help.

The device has been evaluated to meet general RF exposure requirement. The device can be used in portable exposure condition without restriction.