Duty Cycle

Test Result

Modulation	Packets	Channel	On Time (ms)	Period (ms)	Duty Cycle (%)	Duty Cycle (linear)	Duty Cycle Factor (dB)	1/T
GFSK	DH5	0	2.902	3.748	77.43	0.7743	1.1109	0.3446
		39	2.902	3.748	77.43	0.7743	1.1109	0.3446
		78	2.902	3.748	77.43	0.7743	1.1109	0.3446
π/4DQPSK	2-DH5	0	2.910	3.748	77.64	0.7764	1.0991	0.3436
		39	2.910	3.748	77.64	0.7764	1.0991	0.3436
		78	2.910	3.748	77.64	0.7764	1.0991	0.3436
8DPSK	3-DH5	0	2.912	3.748	77.69	0.7769	1.0963	0.3434
		39	2.912	3.748	77.69	0.7769	1.0963	0.3434
		78	2.914	3.748	77.75	0.7775	1.093	0.3432

Test Graphs

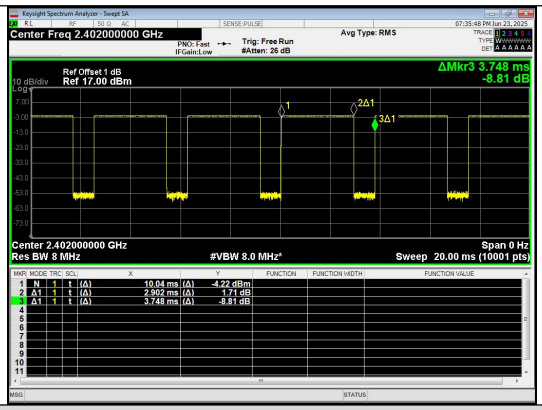

GFSK(DH5)_Channel 0

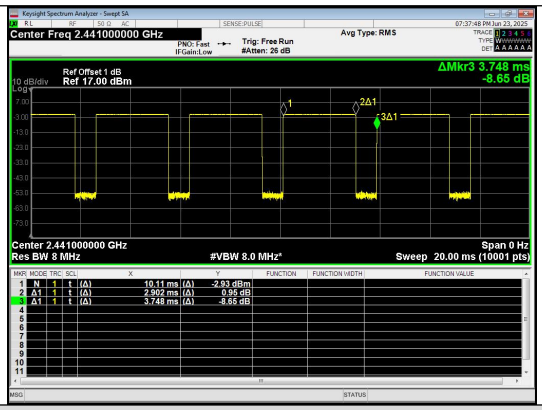

GFSK(DH5)_Channel 39

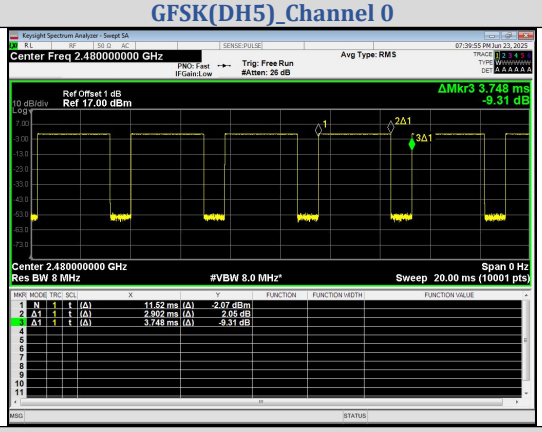

GFSK(DH5)_Channel 78

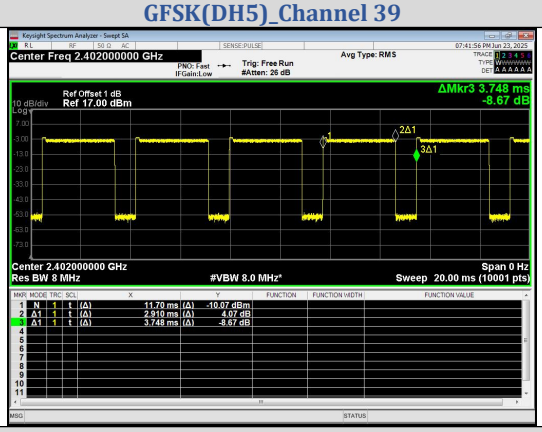

π/4DQPSK(2-DH5)_Channel 0

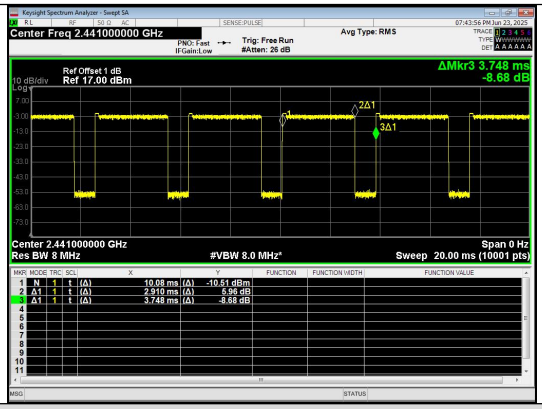

π/4DQPSK(2-DH5)_Channel 39

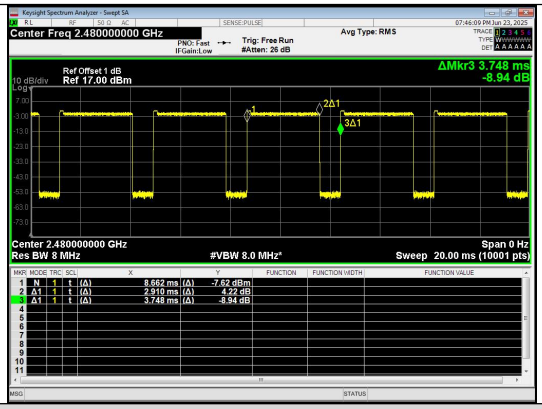

π/4DQPSK(2-DH5)_Channel 78

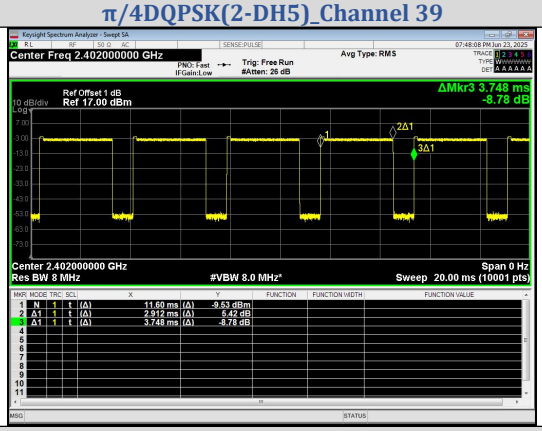

8DPSK(3-DH5)_Channel 0

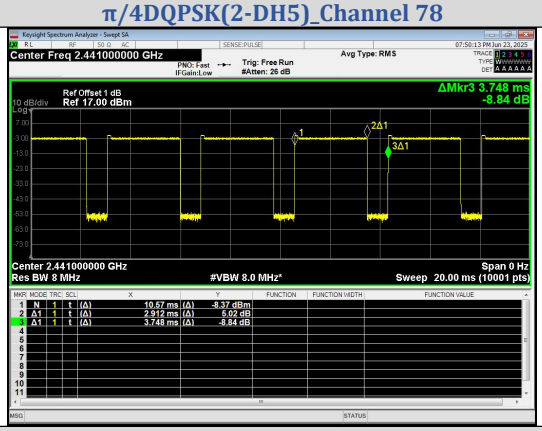

8DPSK(3-DH5)_Channel 39

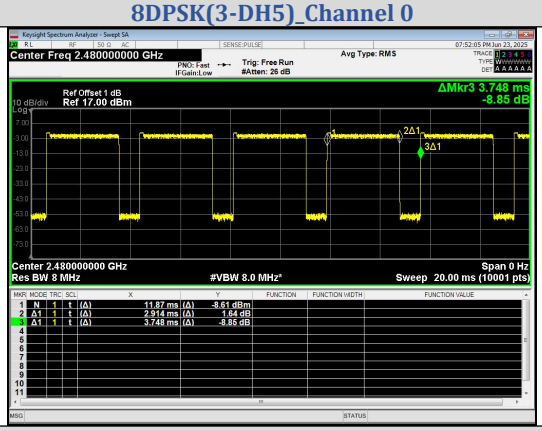

8DPSK(3-DH5)_Channel 78

Dwell Time

Test Result

Modulation	Packet	Channel	Pulse Width (ms)	Number of Pulses in 31.6 seconds	Dwell Time (ms)	Limit (ms)	Result
GFSK	DH5	CH78 (2480MHz)	2.904	94	272.98	< 400	PASS
π/4DQPSK	2-DH5		2.912	101	294.11		PASS
8DPSK	3-DH5		2.904	100	290.4		PASS

Test Graphs

Pulse Width
GFSK_DH5

Number of Pulses in 31.6 seconds
GFSK_DH5

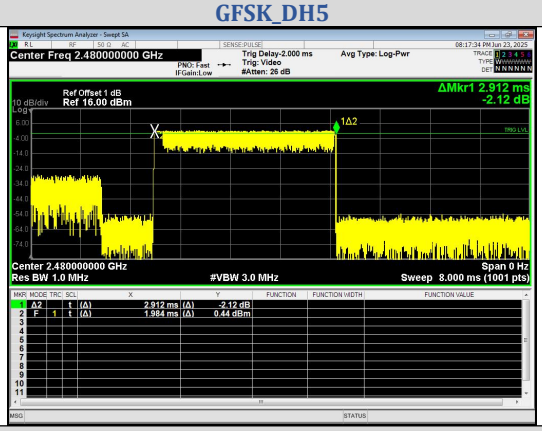

Pulse Width
π/4DQPSK_2-DH5

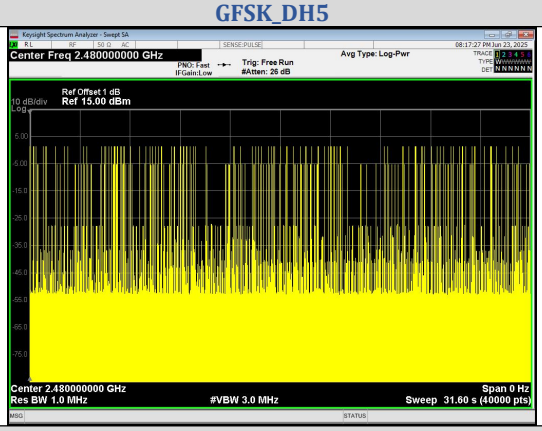

Number of Pulses in 31.6 seconds
π/4DQPSK_2-DH5

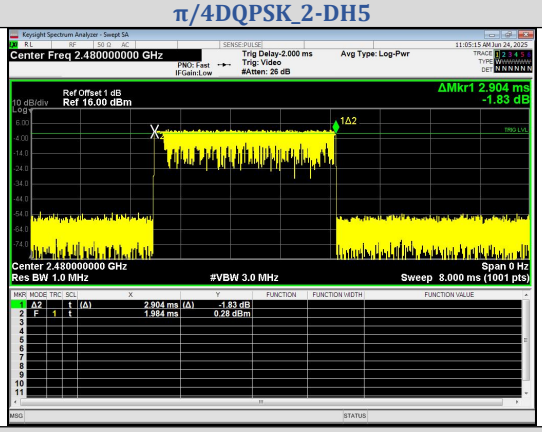

Pulse Width
8DPSK_3-DH5

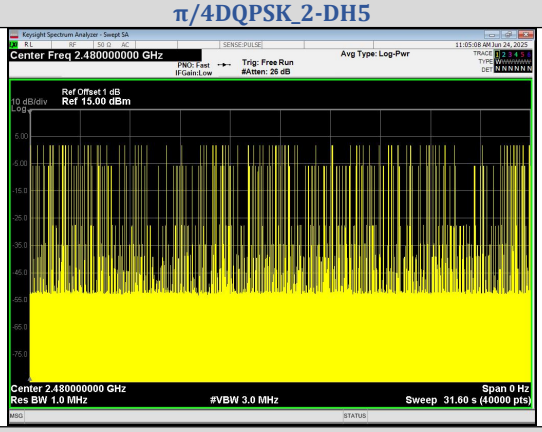

Number of Pulses in 31.6 seconds
8DPSK_3-DH5

Number Of Hopping Channel

Test Result

Modulation	Packet	Number of Hopping Channel	Limit	Result
GFSK	DH5	79	15	PASS
π/4DQPSK	2-DH5	79	15	PASS
8DPSK	3-DH5	79	15	PASS

Test Graphs

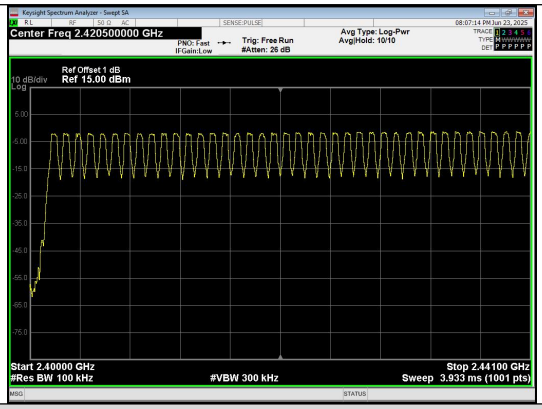

Low End Spectrum Channel Hopping Plot
GFSK

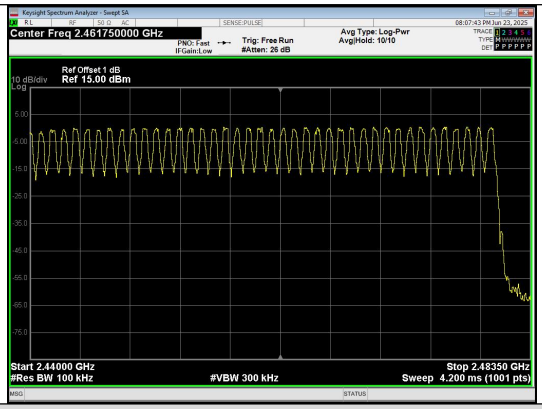

High End Spectrum Channel Hopping Plot
GFSK

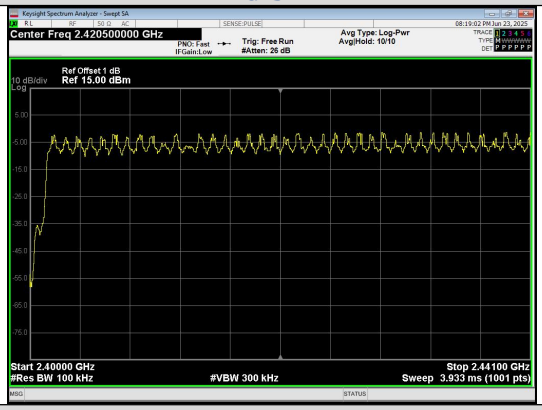

Low End Spectrum Channel Hopping Plot
π/4DQPSK

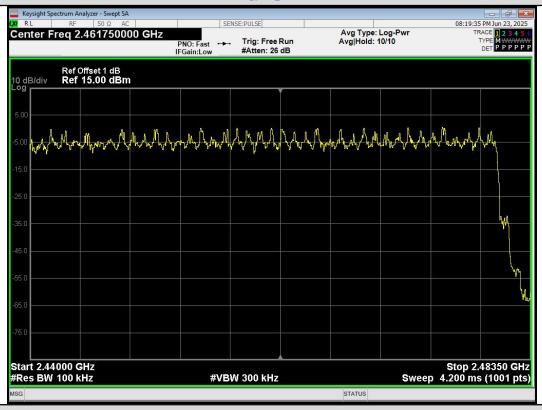

High End Spectrum Channel Hopping Plot
π/4DQPSK

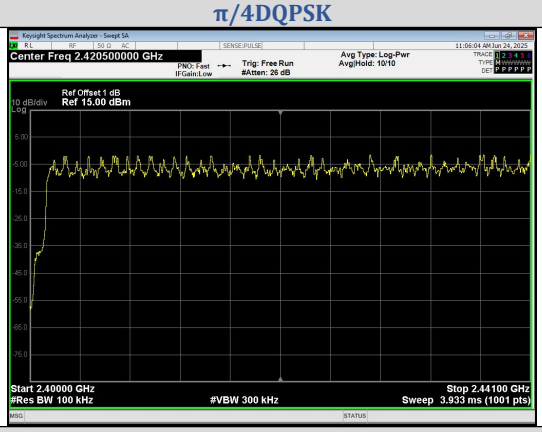

Low End Spectrum Channel Hopping Plot
8DPSK

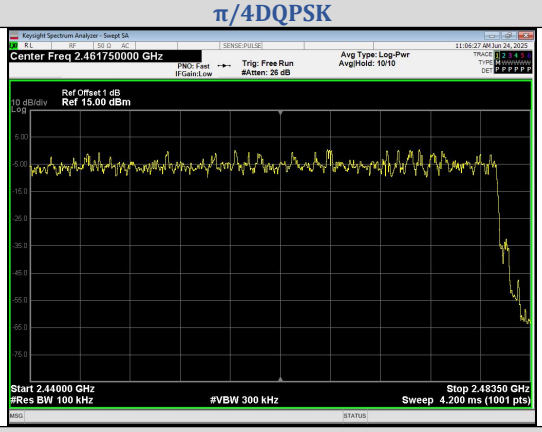

High End Spectrum Channel Hopping Plot
8DPSK