160*70MM 80书写纸 正反面单色印刷 风琴折

正 反

1

物品清单

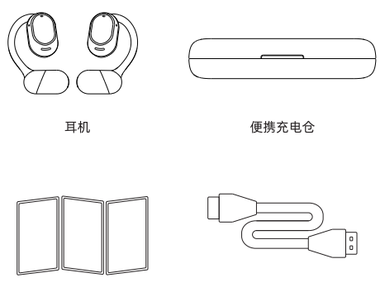

产品介绍

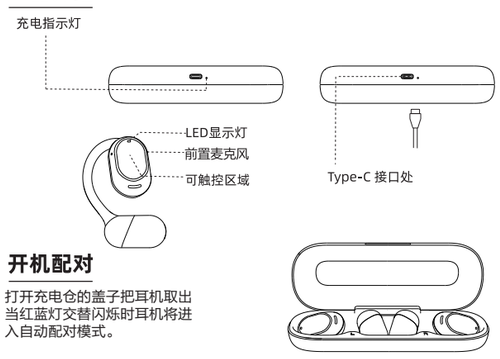

开机配对

打开充电仓的盖子把耳机取出
当红蓝灯交替闪烁时耳机将进
入自动配对模式。

List of items

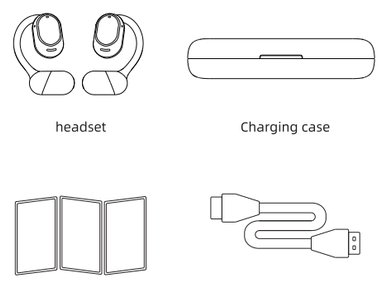

Product introduction

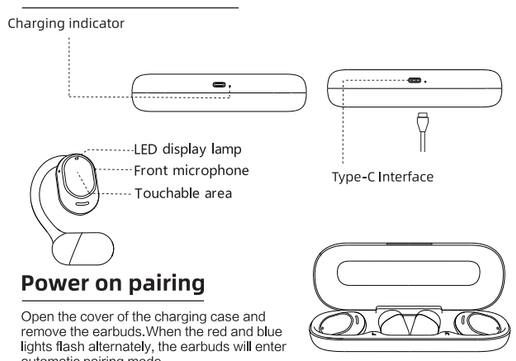

Power on pairing

Open the cover of the charging case and remove the earbuds.When the red and blue lights flash alternately, the earbuds will enter automatic pairing mode.

2

蓝牙配对

⊙ 开盖

揭开充电仓盖子，把耳机取出

在耳机开机状态下

确保手机蓝牙打开，设备名
搜索QH-010进行配对

配对成功

⊙ 关盖

充电仓自动为耳机充电
耳机进入关机状态

首次需打开手机界面手动搜索连接，之后每次打开充电仓
拿出耳机，耳机都将自动与设备配对连接。

Bluetooth pairing

⊙ Uncovering

Open the charging compart-
ment and take out the headset

When the headset
is turned on

Mobile Bluetooth is turned
on, and the device name is
searched for QH-010 for
pairing

Pairing succeeded

⊙ Close the lid

The charging chamber automatic-
ally charges the headset, and the
headset is turned off

For the first time, you need to open the mobile phone interface to manually search for connections. After that, each
time you open the charging bin and take out the headset, the headset will automatically pair and connect with the device.

3

使用操作

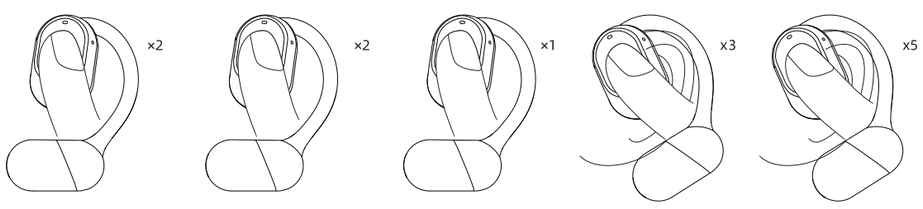

对耳模式
双触：播放/暂停
来电：双击接听，再双击挂断

对耳模式
长按2秒L：播放上一曲
长按2秒R：播放下一曲

对耳模式
单击L：音量增加
单击R：音量降低

对耳模式
拒接来电：长按2s
开/关机：开机3s/关机5s
唤醒SIRI：开关3击L/R

对耳模式
5击L\R: 切换游戏模式
和音乐模式

Operation

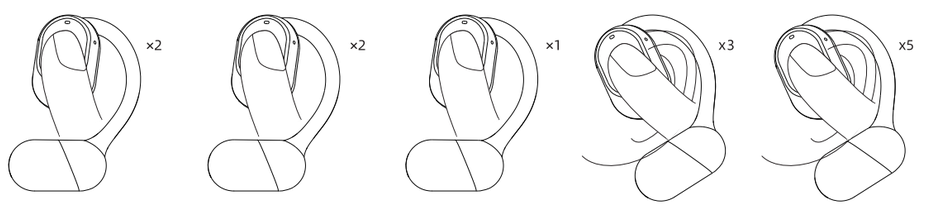

Binaural mode
Double touch: play/pause
Incoming call: Double click
answer, double click again
to end the call

Binaural mode
long press 2S(L) : play the
previous song
long press 2S(R) : play the
next song

Binaural mode
One touch(L): volume
increases
One touch(R): volume
decreases

Binaural mode
Reject a call: long press 2S
On/off: Power on 3s / off 5s
SIRI: Triple click L/R

Binaural mode
5 clicks L/R: Switch
game mode or music
mode

4

耳机佩戴

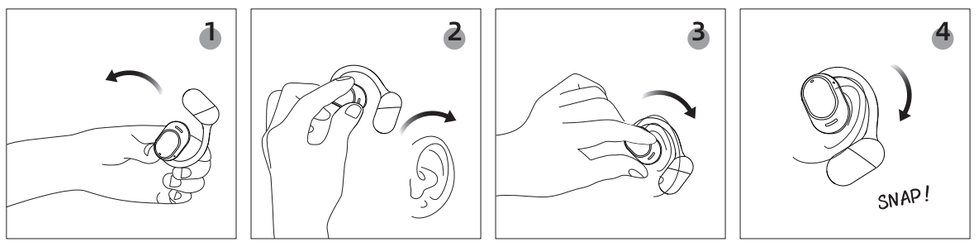

1、拿出耳机　2、顺着耳后佩戴　3、调整耳机至舒适位置　4、耳机准备就绪

Headset wearing

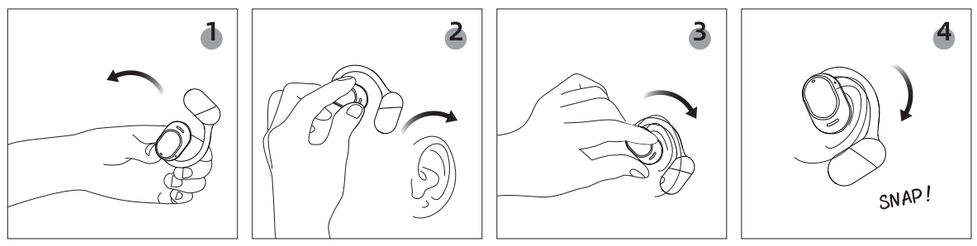

1. Take out the headset　2. Wear along the back of the ear　3. Adjust the headset to a comfortable position　4. Headphones ready

5

产品参数

产品名称	QH-010
蓝牙版本	蓝牙5.3
耳机电池	80MAH
充电仓电池	300MAH
充电接口	Type-C连接口
充电时长	1.5H
蓝牙连接输送距离	10M
待机时间	120天
音乐时间	36小时

注意事项

- 长时间使用耳机可能会造成听力损害，请合理安排使用时间
- 请勿使用不合格充电器和高电压电流充电
- 请勿丢掷，避免因跌落造成产品损坏
- 请勿自行拆解，修理或改造本产品
- 请勿使用化学溶剂擦拭本产品

Product parameters

Product name	QH-010
Bluetooth version	Bluetooth5.3
Headset battery	80MAH
Charging chamber battery	300MAH
Charging interface	Type-C connector
charging time	1.5H
Bluetooth transmission distance	10M
Standby time	120Days
Music time	36H

Matters needing attention

- Long time use of earphones may cause hearing damage, please arrange your time reasonably
- Do not use unqualified chargers and high-voltage current for charging
- Do not throw to avoid product damage due to falling
- Do not disassemble, repair or modify this product by yourself
- Do not use chemical solvents to wipe this product

6

产品中有害物质名称及含量

部件名称	有害物质					
	铅 (Pb)	汞(Hg)	镉(Cd)	六价铬 (Cr(VI))	多溴联苯 (PBB)	多溴二苯醚 (PBDE)
印刷电路组件	○	○	○	○	○	○
外壳等小结构件	○	○	○	○	○	○

本表格依据SJ/T11364的规定编制
O:表示该有害物质在该部件所有均质材料中的含量均在GB/T26572规定限量要求以下。
X:表示该有害物质至少在该部件的某一均质材料中的含量超出GB26572规定的限量要求。
表单标记"X"的部件,皆因全球技术发展水平限制而无法实现有害物质的替代。

本表格依据SJ/T11364的规定编制
印刷电路板组件*:包括印刷电路板及其零部件,电子元器件等。
根据产品型号不同,您所购买的产品可能不会含有以上所有部件

在中华人民共和国境内销售的电子电气产品必须标识此标志,标志内的数字代表在正常的使用状态下的产品的环保使用期限。

三包凭证

本产品售后服务承诺:严格依据《中华人民共和国消费者权益保护法》、《中华人民共和国产品质量法》实行售后三包服务,服务内容如下:

在三包有效期内,您可依照本规定享受修理、更换、退货的权利,修理、换货、退货应当凭发票办理。
1、自您签收次日起7日内,本产品出现包修条例所述故障情况经由售后服务中心检测确定,依据您的选择,免费办理退换货或者修理等服务;
2、自您签收次日起8天-15天内,本产品出现包修条例所述故障情况,经由售后服务中心检测确定,依据您的选择,免费办理换货或者修理等服务;
3、自您签收次日起12个月内,本产品出现包修条例所述故障情况经由售后服务中心检测确定,依据您的选择,免费进行修理(运费自理)。

保修条例
1、本产品自购买日期起,整机保修一年。
2、保修服务只限于一般正常使用下有效,不依照说明使用非经本公司认可的维修与改装,错误使用或疏忽而造成的损坏或因天灾造成损坏等,则不在本品牌产品保修范围内。
3、维修时请携带此卡原件,并随产品一起提供给销售商。否则将不能获得保修服务。
4、保修卡若经修改,将不能获得保修服务。
5、产品外观存在轻严重的破损、涂券、严重刮花划痕、存在一定质量问题导致的功能故障只能修,不能换新,不能退。
6、对不依照上述保修条例办理的用户,本公司对上述条例负有解释权。

产品保修卡	产品型号:　　购买日期:　年　月　日
保修事项	□ 7天退换　□ 15天内换货　□ 1年保修
购买者信息	联系人: 电话: 联系地址:

合格证
产品型号:QH-010
执行标准:GB4943.1-2022
检验结果:合格
检验员:

The name and content of harmful substances in the earbuds

Part Names	Harmful Substances					
	Pb	Hg	Cd	Cr(VI)	PBB	PBDE
Printed circuit assembly	○	○	○	○	○	○
Small structural parts such as shell	○	○	○	○	○	○

This form is compiled in accordance with SJ/T 11364.
O:Indicates that the content of the hazardous substance in all homogeneous materials of the part is in below the limit required by GB/T 26572.
X:Indicates that the hazardous substance at least in a certain homogeneous material of the part exceeds The limit requirements specified in GB/T 26572.
The parts marked with "X" on the form are all harmful due to the limitations of global technological development. Substitution of substances.

Printed circuit board components:
Including printed circuit boards and their parts,electronic components, etc.and depending on the product model,the earbuds you purchased may not contain all the above components.

Electronic and electrical products sold in the People's Republic of China must mark this LOGO,the number in the logo represents the product under normal use Environmental protection use period.

Warranty certificate

After-sales service commitment of this product: In strict accordance with the Law of the People's Republic of China on the Protection of Consumer Rights and Interests and the Law of the People's Republic of China on Product Quality, after-sales service is provided as follows: Within the validity period, you may enjoy the right of repair, replacement and return in accordance with the provisions. Repair, replacement and return of goods shall be handled by invoice.
1. Within 7 days from the next day after you sign for the product, the fault situation described in the warranty regulations occurs and is confirmed to be correct by the after-sales service center. According to your choice, the product can be returned, replaced or repaired for free;
2. Within 8-15 days from the next day after you sign for the product, if the fault situation described in the warranty regulations occurs and is confirmed by theafter-sales service center, you can handle the loan exchange or repair services free of charge according to your choice;
3. Within 12 months from the next day when you sign for it, the product will be repaired free of charge (the freight buyer will pay) after the fault condition described in the warranty repair regulations is confirmed by the after-sales service center.

Warranty regulations
1. This product from the date of purchase, massage gun warranty for one year.
2. The warranty service is only valid under normal use. If the product is not used according to the instructions, or the damage caused by maintenance and modification without our company's approval, wrong use or negligence, or the damage caused by natural disasters, the product is not covered by the warranty of this brand.
3. Please take the original card with you during maintenance and provide it to the seller together with the product. Otherwise, the warranty service will not be available.
4. If the warranty card is altered or modified, the warranty service will not be available.
5. Functional faults caused by serious damage, serious scratching or certain quality problems on the appearance of the product can only be repaired, not replaced or returned.
6. For users who do not comply with the above warranty regulations, the Company shall have the right to interpret the above regulations.

Product warranty card	Purchase date:　year　month　date
Warranty item	□ 7-day return and replacement　□ 15-day replacement　□ 1-year warranty
Buyer information	Contact person: Telephone: Contact address:

Certificate of qualification
Product model: QH-010
Implementation standards: GB4943.1-2022
Test results: Qualified
Inspector:

FCC Warnning:

This equipment has been tested and found to comply with the limits for a Class B digital device, pursuant to part 15 of the FCC Rules. These limits are designed to provide reasonable protection againstharmful interference in a residential installation. This equipment generates, uses and can radiateradio frequency energy and, if not installed and used in accordance with the instructions, maycause harmful interference to radio communications. However, there is no guarantee thatinterference will not occur in a particular installation. If this equipment does cause harmfulinterference to radio or television reception, which can be determined by turning the equipmentoff and on, the user is encouraged to try to correct the interference by one or more of thefollowing measures:

- Reorient or relocate the receiving antenna.
- Increase the separation between the equipment and receiver.
- Connect the equipment into an outlet on a circuit different from that to which the receiver is connected.
- Consult the dealer or an experienced radio/TV technician for help.

Caution: Any changes or modifications to this device not explicitly approved by manufacturer could void your authority to operate this equipment.

This device complies with part 15 of the FCC Rules. Operation is subject to the following two conditions:

(1)This device may not cause harmful interference, and (2) this device must accept any interference received, including interference that may cause undesired operation.

This equipment complies with FCC radiation exposure limits set forth for an uncontrolled environment. This equipment should be installed and operated with minimum distance 0cm between the radiator and your body.