160*70MM 80书写纸 正反面单色印刷 风琴折 6折7页

正

反

1

物品清单

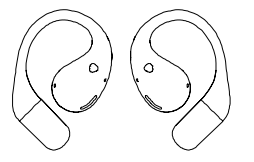

耳机

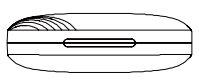

便携充电仓



快速指南

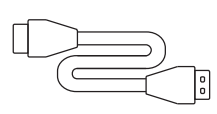

Type-c 数据线

产品介绍

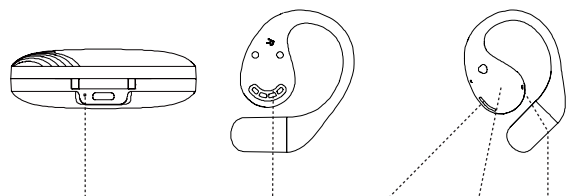

开机配对

打开充电仓的盖子把耳机取出
当LED灯交替闪烁时耳机将进
入自动配对模式。

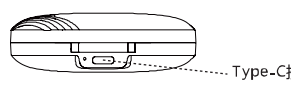

List of items

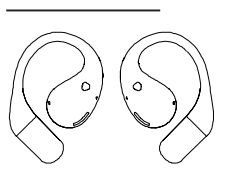

Headset

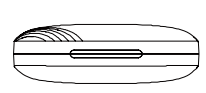

Charging case

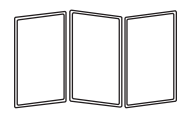

User Manual

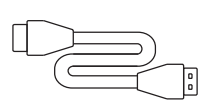

Type-c Charging Cable

Product introduction

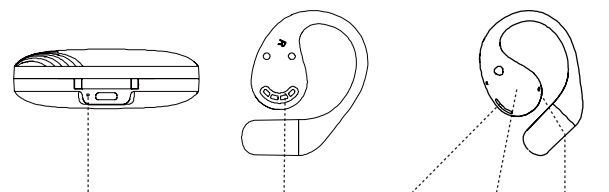

Power on pairing

Open the cover of the charging case and remove the earbuds.When the LED lights flash alternately, the earbuds will enter automatic pairing mode.

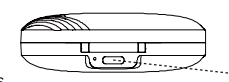

2

蓝牙配对

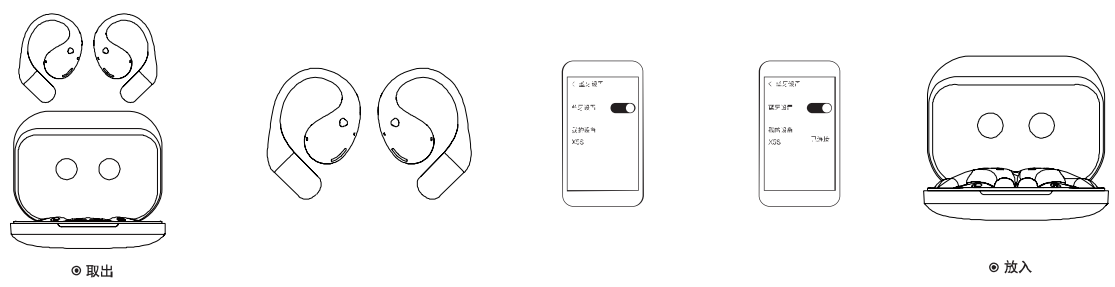

左右耳机分别从充电仓取出

在耳机开机状态下

确保手机蓝牙打开，在设备中搜索X5S进行配对

配对成功

充电仓自动为耳机充电耳机进入关机状态

首次需打开手机界面手动搜索连接，之后每次打开充电仓
拿出耳机，耳机都将自动与设备配对连接

Bluetooth pairing

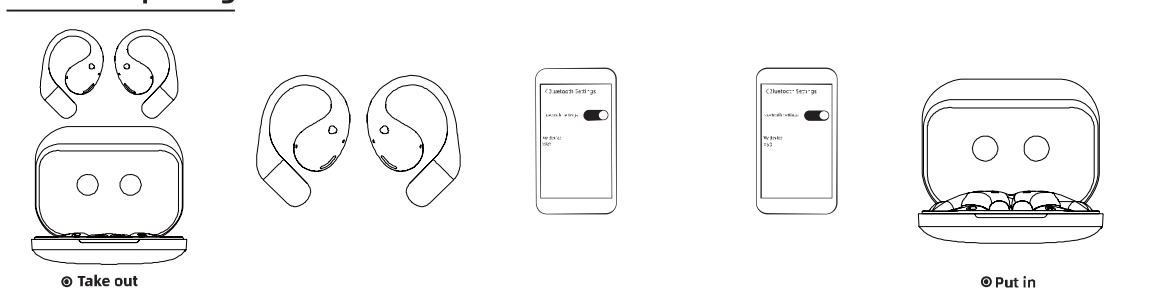

Open the charging case and take out the headset

When the headset is turned on

Mobile Bluetooth is turned on, and the device name is searched for X5S for pairing

Pairing succeeded

The charging case automatically charges the headset, and the headset is turned off

For the first time, you need to open the mobile phone interface to manually search for connections. After that, each time you open the charging case and take out the headset, the headset will automatically pair and connect with the device.

3

使用操作

对耳模式

双击：播放/暂停
来电：双击多功能键
　　　接听/双击挂断

对耳模式

长按L：播放上一曲
长按R：播放下一曲

对耳模式

单击R：音量增加
单击L：音量降低

Operation

Binaural mode

Double-click：play/pause
Incoming call：Double-click multifunction button to answer/Double-click end a call

Binaural mode

Long press L：play the previous song
Long press R：play the next song

Binaural mode

Click R：volume up
Click L：volume down

4

耳机佩戴

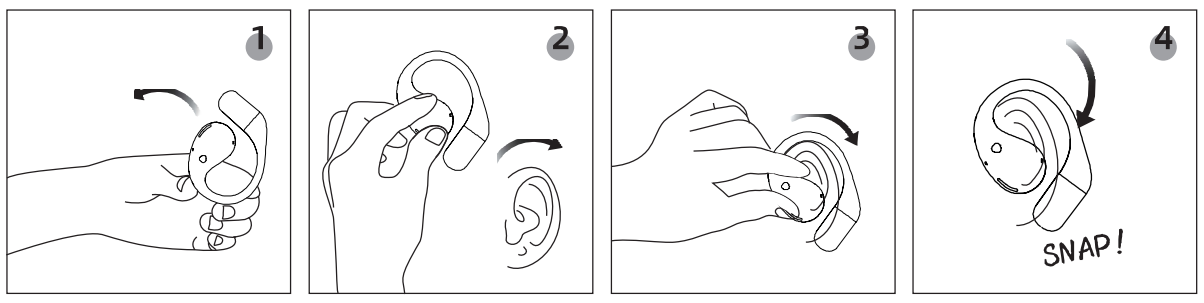

1、拿出耳机

2、顺着耳后佩戴

3、调整耳机至舒适位置

4、耳机准备就绪

Headset wearing

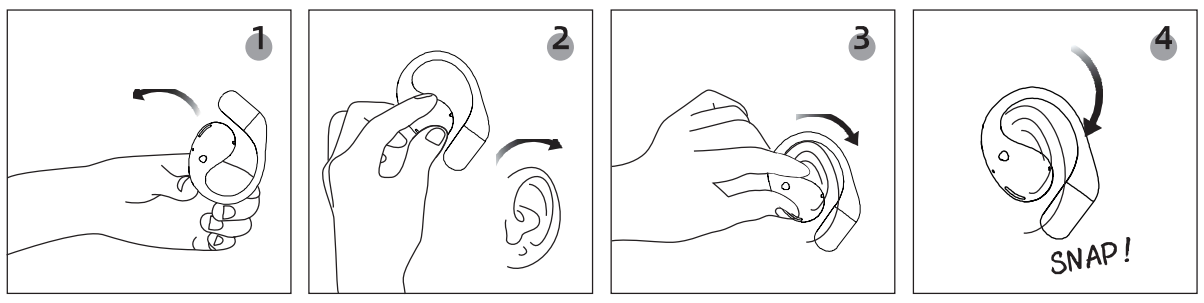

1. Take out the headset

2. Wear along the back of the ear

3. Adjust the headset to a comfortable position

4. Headphones ready

5

产品参数

产品型号	X5S
蓝牙版本	蓝牙6.0
耳机电池	40MAH
充电仓电池	300MAH
充电接口	Type-C连接口
充电时长	1.5H
蓝牙连接输送距离	10M
待机时间	100天
音乐时间	6-7小时

注意事项

- 长时间使用耳机可能会造成听力损害，请合理安排使用时间
- 请勿使用不合格充电器和高电压电流充电
- 请勿丢掷，避免因跌落造成产品损坏
- 请勿自行拆解，修理或改造本产品
- 请勿使用化学溶剂擦拭本产品

Product parameters

Product Model	X5S
Bluetooth version	Bluetooth 6.0
Headset battery	40MAH
Charging case battery	300MAH
Charging interface	Type-C connector
charging time	1.5H
Bluetooth transmission distance	10M
Standby time	100Days
Music time	6-7H

Matters needing attention

- Long time use of earphones may cause hearing damage, please arrange your time reasonably
- Do not use unqualified chargers and high- voltage current for charging
- Do not throw to avoid product damage due to falling
- Do not disassemble, repair or modify this product by yourself
- Do not use chemical solvents to wipe this product

6

产品中有害物质名称及含量

部件名称	有害物质					
	铅(Pb)	汞(Hg)	镉(Cd)	六价铬(Cr(VI))	多溴联苯(PBB)	多溴二苯醚(PBDE)
印刷电路组件	○	○	○	○	○	○
外壳等小结构件	○	○	○	○	○	○

本表格依据SJ/T11364的规定编制
O:表示该有害物质在该部件所有均质材料中的含量均在GB/T26572规定限量要求以下。
X:表示该有害物质至少在该部件的某一均质材料中的含量超出GB26572规定的限量要求。
表单标记"X"的部件,皆因全球技术发展水平限制而无法实现有害物质的替代。

本表格依据SJ/T11364的规定编制
印刷电路板组件*:包括印刷电路板及其零部件,电子元器件等,根据产品型号不同,您所购买的产品可能不会含有以上所有部件

在中华人民共和国境内销售的电子电气产品必须标识此标志,标志内的数字代表在正常的使用状态下的产品的环保使用期限。

三包凭证

本产品售后服务承诺:严格依据《中华人民共和国消费者权益保护法》、《中华人民共和国产品质量法》实行售后三包服务,服务内容如下:

一、有效期内,您可依照本规定享受修理、更换、退货的权利,修理、换货、退货应当凭发票办理。
1、自您签收次日起7日内,本产品出现保修条例所述故障情况经由售后服务中心检测确定,依据您的选择,免费办理退货或者修理等服务;
2、自您签收次日起8天-15天内,本产品出现保修条例所述故障情况,经售后服务中心检测确定,依据您的选择,免费办理换货或者修理等服务;
3、自您签收次日起12个月内,本产品出现保修条例所述故障情况经由售后服务中心检测确定,依据您的选择,免费进行修理(运费自理)。

保修条例
1、本产品自购买日期起,整机保修一年。
2、保修服务只限于一般正常使用下有效,不依照说明使用非经本公司认可的维修与改装,错误使用或疏忽所造成的损坏或因天灾造成损坏等,则不在本品牌产品保修范围内。
3、维修时请携带此卡凭证,并随产品一起提供给销售商。否则将不能获得保修服务。
4、保修卡若经修改,将不能获得保修服务。
5、产品外观存在较严重的破损、涂鸦、严重刮花划痕、存在一定质量问题导致的功能故障只能修,不能换新、不能退。
6、对不依照上述保修条例办理的用户,本公司对上述条例负有解释权。

产品保修卡	产品型号： 购买日期： 年 月 日
保修事项	□ 7天退换 □ 15天内换货 □ 1年保修
购买者信息	联系人： 电话： 联系地址：

合格证
产品型号：X5S
执行标准：GB4943.1-2022
检验结果：合格 QC PASS 检01
检验员：

The name and content of harmful substances in the earbuds

Port Names	Harmful Substances					
	Pb	Hg	Cd	Cr(VI)	PBB	PBDE
Printed circuit assembly	○	○	○	○	○	○
Small structural parts such as shell	○	○	○	○	○	○

This form is compiled in accordance with SJ/T 11364.
O:Indicates that the content of the hazardous substance in all homogeneous materials of the part is in below the limit required by GB/T 26572.
X:Indicates that the hazardous substance at least in a certain homogeneous material of the part exceeds The limit requirements specified in GB/T 26572.
The parts marked with "X" on the form are all harmful due to the limitations of global technological development. Substitution of substances.

Printed circuit board components:
Including printed circuit boards and their parts,electronic components, etc.and depending on the product model,the earbuds you purchased may not contain all the above components.

Electronic and electrical products sold in the People's Republic of China must mark this LOGO,the number in the logo represents the product under normal use Environmental protection use period.

Warranty certificate

After-sales service commitment of this product: In strict accordance with the Law of the People's Republic of China on the Protection of Consumer Rights and Interests and the Law of the People's Republic of China on Product Quality, after-sales service is provided as follows: Within the validity period, you may enjoy the right of repair, replacement and return in accordance with the provisions. Repair, replacement and return of goods shall be handled by invoice.
1. Within 7 days from the next day after you sign for the product, the fault situation described in the warranty regulations occurs and is confirmed to be correct by the after-sales service center. According to your choice, the product can be returned, replaced or repaired for free;
2. Within 8-15 days from the next day after you sign for the product, if the fault situation described in the warranty regulations occurs and is confirmed by theafter-sales service center, you can handle the loan exchange or repair services free of charge according to your choice;
3. Within 12 months from the next day when you sign for it, the product will be repaired free of charge (the freight buyer will pay) after the fault condition described in the warranty repair regulations is confirmed by the after-sales service center.

Warranty regulations
1. This product from the date of purchase, massage gun warranty for one year.
2. The warranty service is only valid under normal use. If the product is not used according to the instructions, or the damage caused by maintenance and modification without our company's approval, wrong use or negligence, or the damage caused by natural disasters, the product is not covered by the warranty of this brand.
3. Please take the original card with you during maintenance and provide it to the seller together with the product. Otherwise, the warranty service will not be available.
4. If the warranty card is altered or modified, the warranty service will not be available.
5. Functional faults caused by serious damage, serious scratching or certain quality problems on the appearance of the product can only be repaired, not replaced or returned.
6. For users who do not comply with the above warranty regulations, the Company shall have the right to interpret the above regulations.

Product warranty card	Purchase date: year month date
Warranty item	□ 7-day return and replacement □ 15-day replacement □ 1-year warranty
Buyer information	Contact person: Telephone: Contact address:

Certificate of qualification
Product model: X5S
Implementation standards: GB4943.1-2022
Test results: Qualified QC PASS 01
Inspector:

7

FCC Caution
This devicecomplies withpart 15of theFCC Rules. Operation is subject to the following two conditions: (1) This device may not cause harmful interference, and (2) this device must accept any interference received,including interference that may causeundesiredoperation.
Any Changes or modifications not expressly approved by the party responsiblefor compliancecouldvoid theuser's authoritytooperatetheequipment.
Note:This equipment has been tested and found to comply with the limits for a Class B digital device, pursuant to part 15 of the FCC Rules. These limits are designed to providereasonableprotectionagainstharmfulinterferenceinaresidentialinstallation. This equipment generates uses and can radiate radio frequency energy and, if not installed and used in accordancewith the instructions,may cause harmful interference to radio communications. However, there is no guarantee that interference will not occur in a particular installation.If this equipment does cause harmful interference to radioor televisionreception,which canbe determined by turning the equipment off and on,the user is encouraged to try to correct the interference by one or more of the followingmeasures:
-Reorient or relocate thereceiving antenna.
-Increase theseparationbetween the equipment andreceiver.
-Connect the equipment into an outlet on a circuit different from that to which the receiverisconnected.
-Consult the dealer or an experienced radio/TV technician for help.
The devicehasbeen evaluated tomeetgeneral RFexposurerequirement.The device canbe used in portable exposureconditionwithoutrestriction.