Appendix: Bluetooth Classic

Contents

Appendix A: 20dB Emission Bandwidth 3
Test Result 3
Test Graphs 4
Appendix B: Occupied Channel Bandwidth 9
Test Result 9
Test Graphs 10
Appendix C: Maximum conducted output power 15
Test Result Peak 15
Test Graphs 16
Appendix D: Carrier frequency separation 21
Test Result 21
Test Graphs 22
Appendix E: Time of occupancy 24
Test Result 24
Test Graphs 25
Appendix F: Number of hopping channels 30
Test Result 30
Test Graphs 31
Appendix G: Band edge measurements 33
Test Result 33
Test Graphs 34
Appendix H: Conducted Spurious Emission 40
Test Result 40
Test Graphs 41
Appendix I: Duty Cycle 55
Test Result 55
Test Graphs 56

Appendix A: 20dB Emission Bandwidth

Test Result

TestMode	Antenna	Frequency[MHz]	20db EBW[MHz]	FL[MHz]	FH[MHz]	Limit[MHz]	Verdict
DH5	Ant1	2402	0.933	2401.547	2402.480	---	---
DH5	Ant1	2441	0.939	2440.544	2441.483	---	---
DH5	Ant1	2480	0.936	2479.547	2480.483	---	---
2DH5	Ant1	2402	1.287	2401.367	2402.654	---	---
2DH5	Ant1	2441	1.311	2440.346	2441.657	---	---
2DH5	Ant1	2480	1.287	2479.367	2480.654	---	---
3DH5	Ant1	2402	1.311	2401.349	2402.660	---	---
3DH5	Ant1	2441	1.302	2440.352	2441.654	---	---
3DH5	Ant1	2480	1.299	2479.352	2480.651	---	---

Test Graphs

DH5-Ant1-2402

DH5-Ant1-2441

DH5-Ant1-2480

2DH5-Ant1-2402

2DH5-Ant1-2441

2DH5-Ant1-2480

3DH5-Ant1-2402

3DH5-Ant1-2441

3DH5-Ant1-2480

Appendix B: Occupied Channel Bandwidth

Test Result

TestMode	Antenna	Frequency [MHz]	OCB [MHz]	FL[MHz]	FH[MHz]	Limit[MHz]	Verdict
DH5	Ant1	2402	0.82986	2401.5859	2402.4158	---	---
DH5	Ant1	2441	0.83043	2440.5856	2441.4160	---	---
DH5	Ant1	2480	0.83121	2479.5826	2480.4139	---	---
2DH5	Ant1	2402	1.1775	2401.4116	2402.5891	---	---
2DH5	Ant1	2441	1.1781	2440.4124	2441.5905	---	---
2DH5	Ant1	2480	1.1747	2479.4113	2480.5860	---	---
3DH5	Ant1	2402	1.1803	2401.4136	2402.5939	---	---
3DH5	Ant1	2441	1.1813	2440.4126	2441.5939	---	---
3DH5	Ant1	2480	1.1791	2479.4125	2480.5916	---	---

Test Graphs

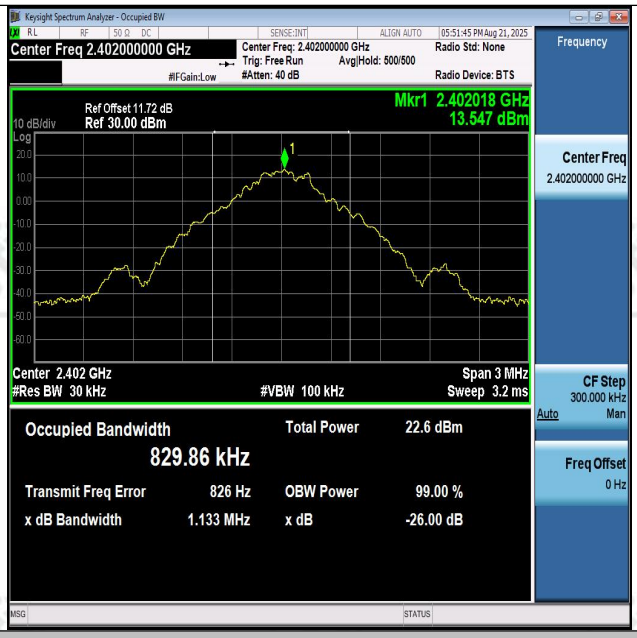

DH5-Ant1-2402

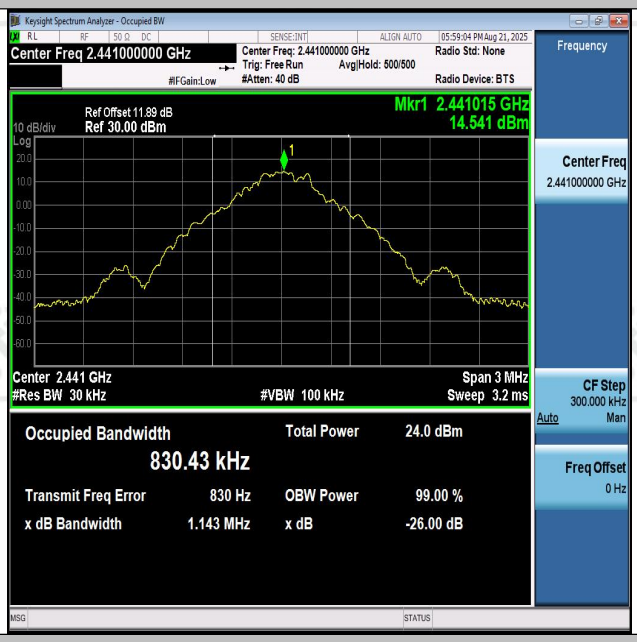

DH5-Ant1-2441

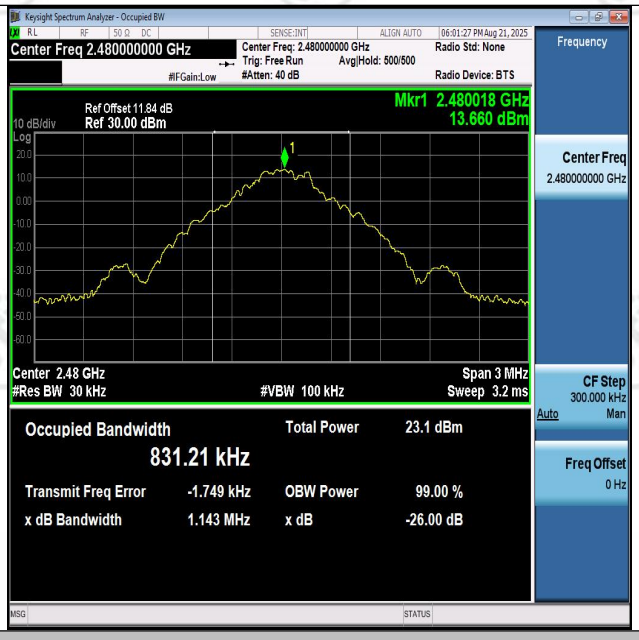

DH5-Ant1-2480

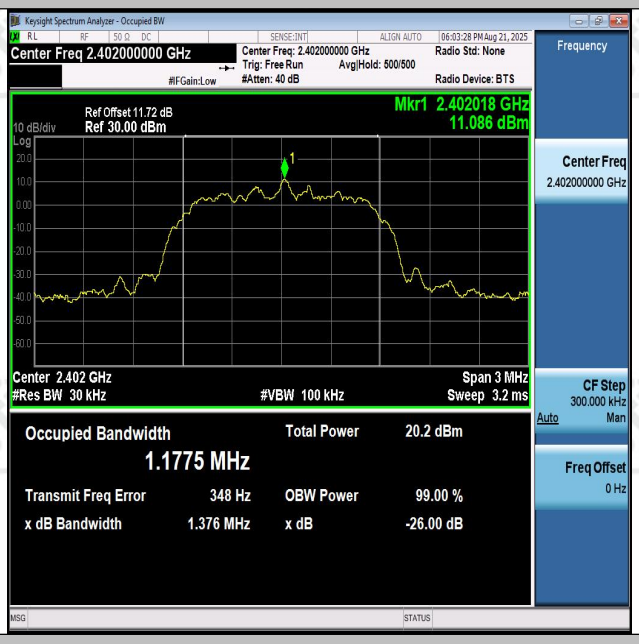

2DH5-Ant1-2402

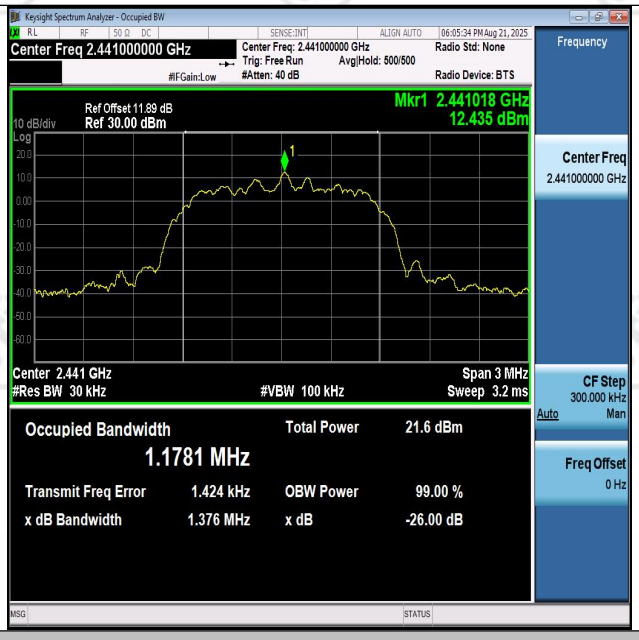

2DH5-Ant1-2441

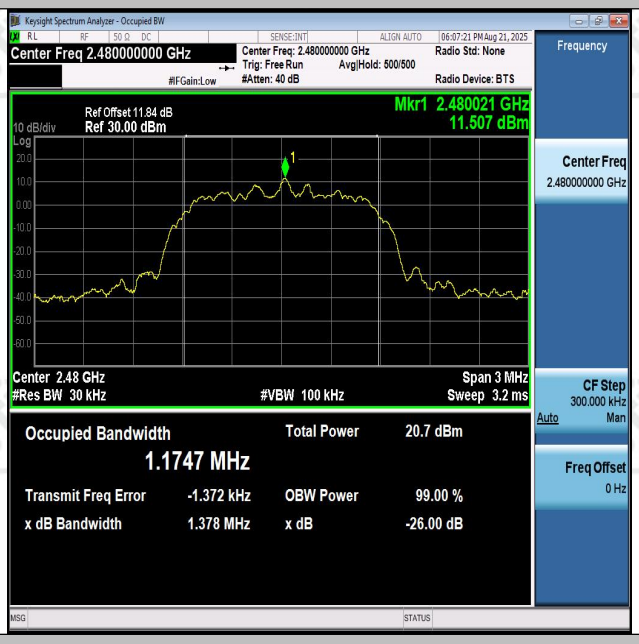

2DH5-Ant1-2480

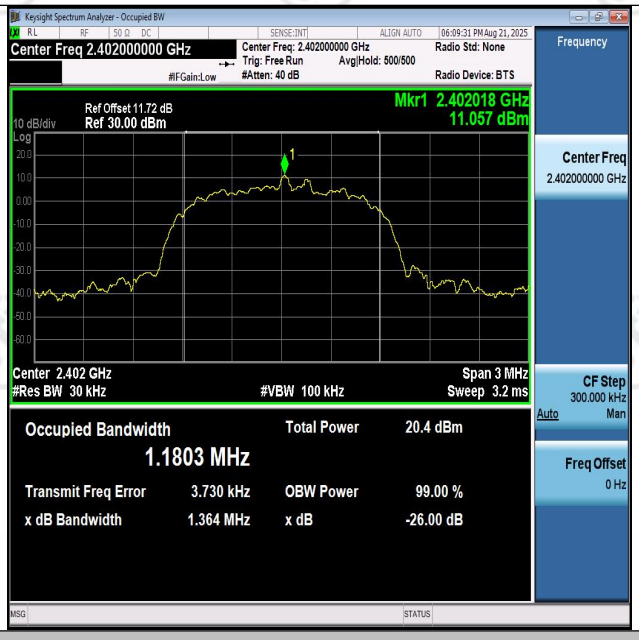

3DH5-Ant1-2402

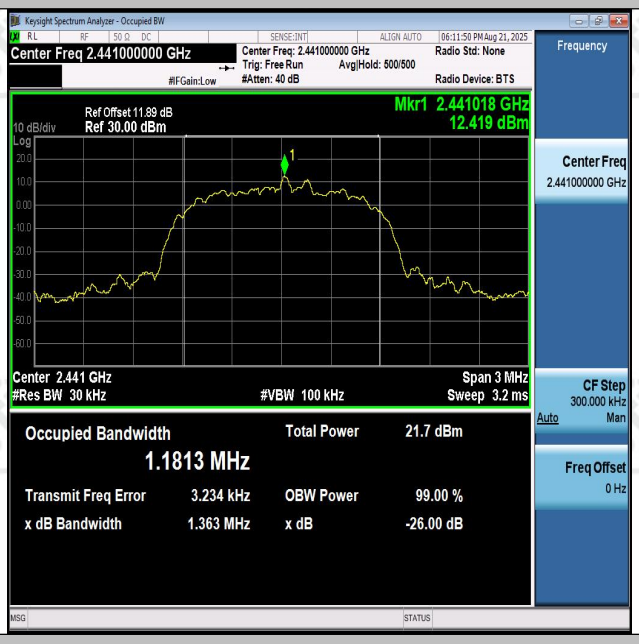

3DH5-Ant1-2441

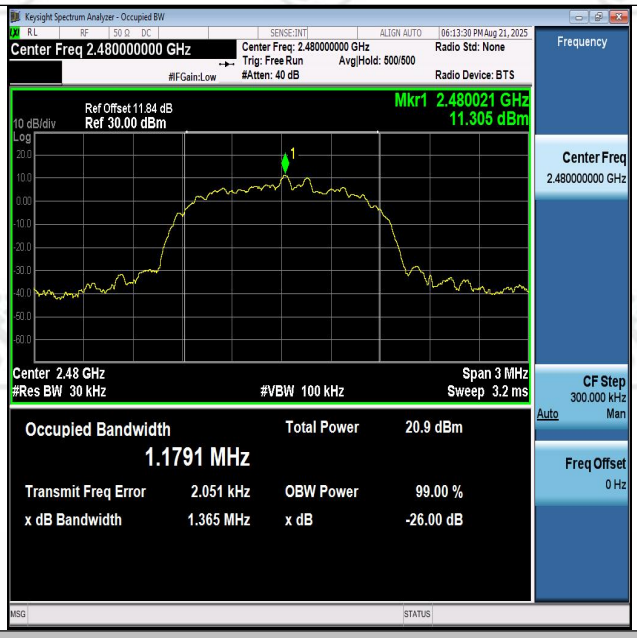

3DH5-Ant1-2480

Appendix C: Maximum conducted output power

Test Result Peak

Test Mode	Antenna	Frequency[MHz]	Conducted Peak Powert[dBm]	Conducted Limit[dBm]	Verdict
DH5	Ant1	2402	15.50	≤30	PASS
DH5	Ant1	2441	16.92	≤30	PASS
DH5	Ant1	2480	16.15	≤30	PASS
2DH5	Ant1	2402	14.90	≤30	PASS
2DH5	Ant1	2441	16.28	≤30	PASS
2DH5	Ant1	2480	15.38	≤30	PASS
3DH5	Ant1	2402	15.36	≤30	PASS
3DH5	Ant1	2441	16.73	≤30	PASS
3DH5	Ant1	2480	15.83	≤30	PASS

Test Graphs

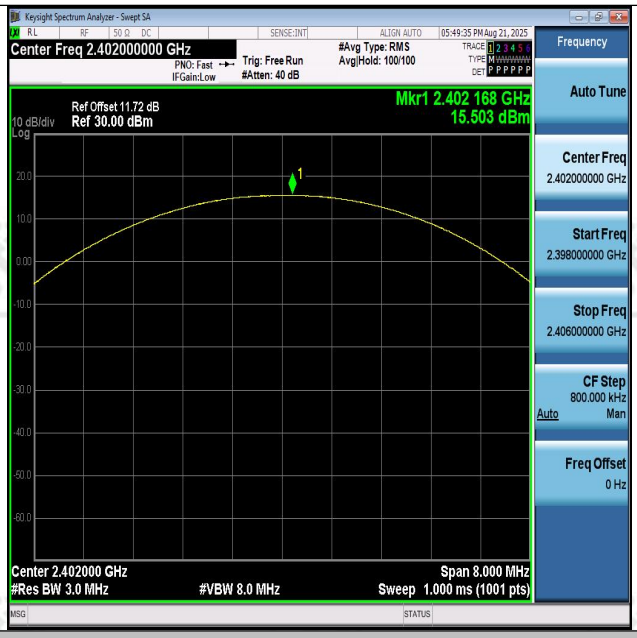

DH5-Ant1-2402-PASS

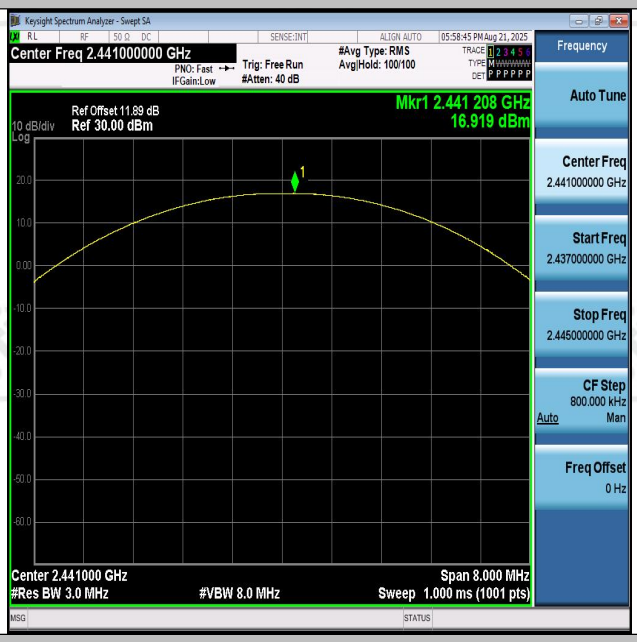

DH5-Ant1-2441-PASS

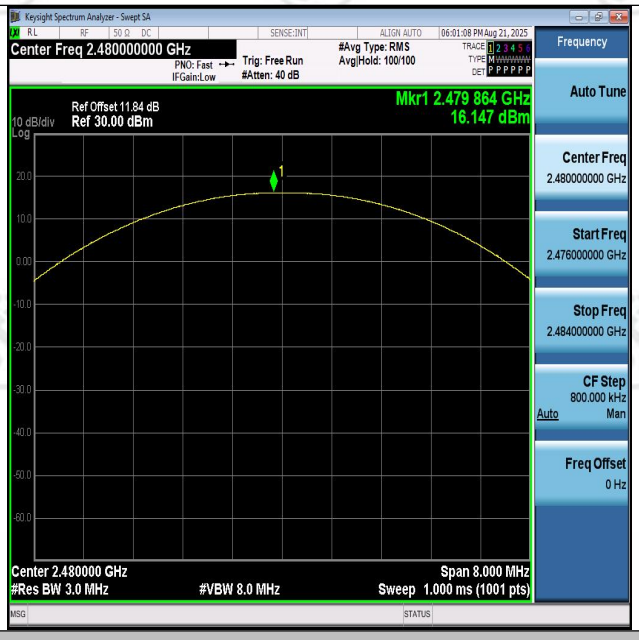

DH5-Ant1-2480-PASS

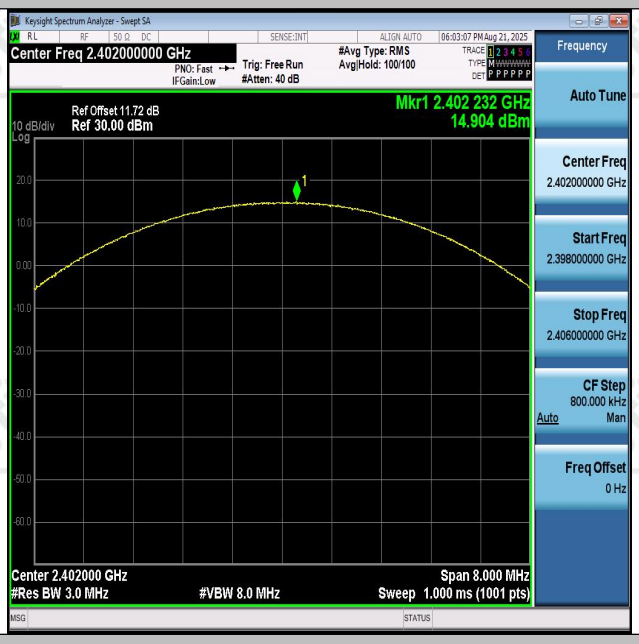

2DH5-Ant1-2402-PASS

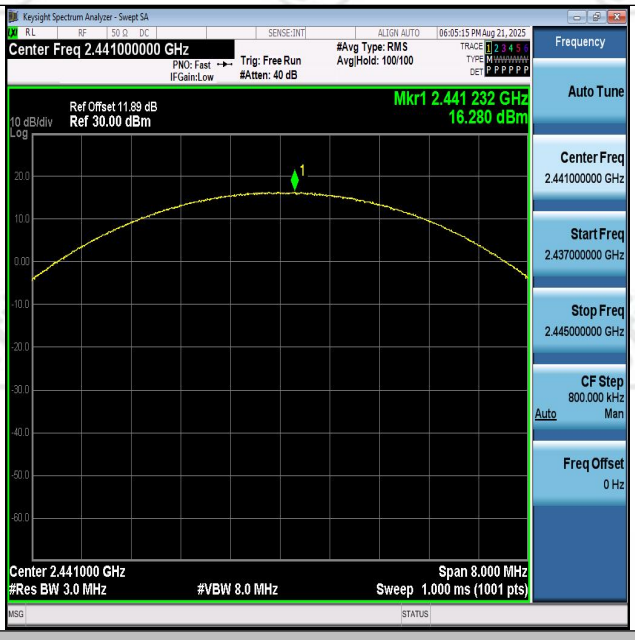

2DH5-Ant1-2441-PASS

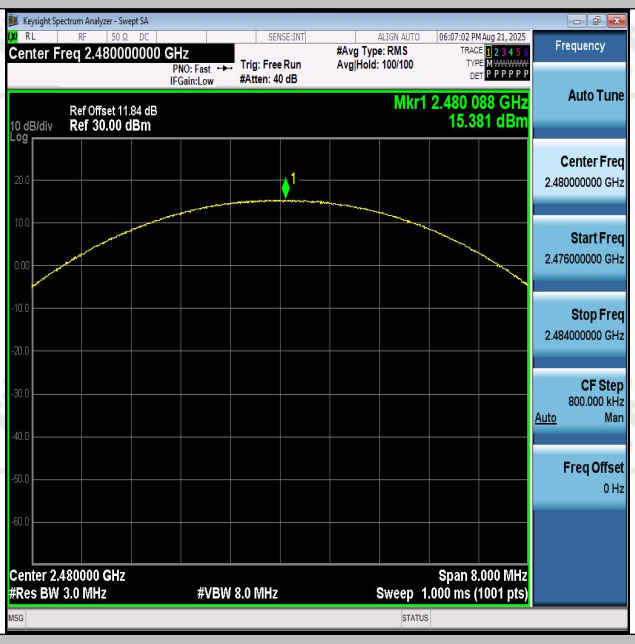

2DH5-Ant1-2480-PASS

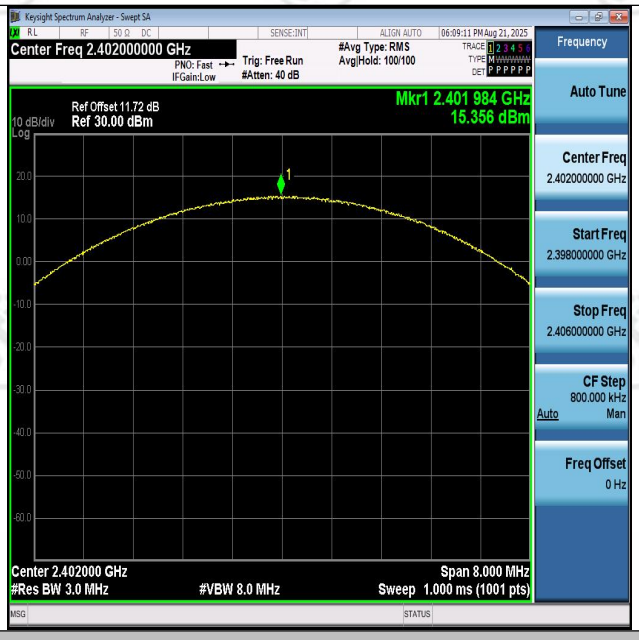

3DH5-Ant1-2402-PASS

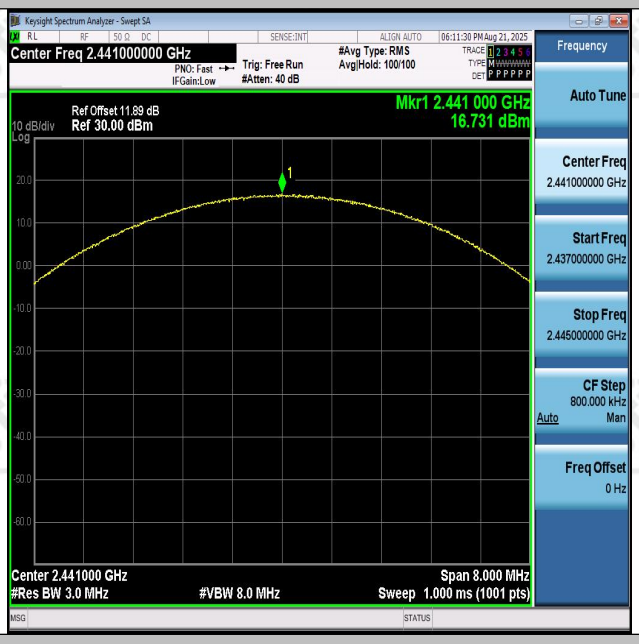

3DH5-Ant1-2441-PASS

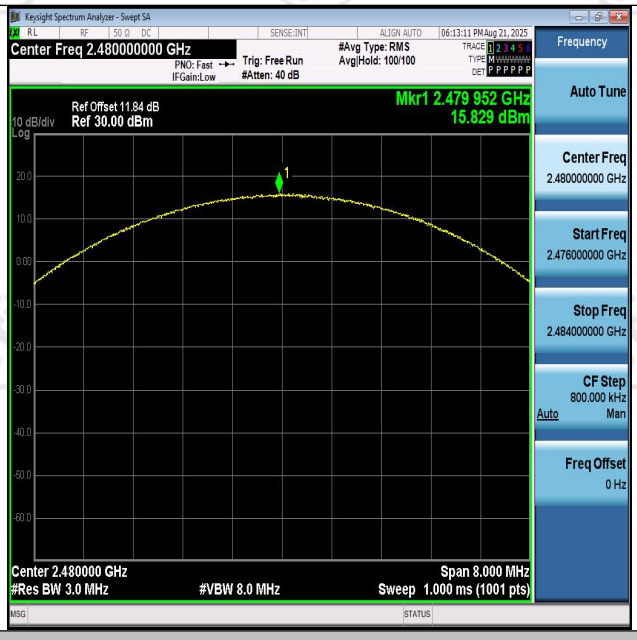

3DH5-Ant1-2480-PASS

Appendix D: Carrier frequency separation

Test Result

TestMode	Antenna	Frequency[MHz]	Result[MHz]	Limit[MHz]	Verdict
DH5	Ant1	Hop	0.986	≥0.939	PASS
2DH5	Ant1	Hop	1.148	≥0.874	PASS
3DH5	Ant1	Hop	1.016	≥0.874	PASS

Test Graphs

DH5-Ant1-Hop-PASS

2DH5-Ant1-Hop-PASS

3DH5-Ant1-Hop-PASS

Appendix E: Time of occupancy

Test Result

TestMode	Antenna	Frequency[MHz]	BurstWidth [ms]	TotalHops [Num]	Result[s]	Limit[s]	Verdict
DH1	Ant1	Hop	0.377	320	0.121	≤0.4	PASS
DH3	Ant1	Hop	1.634	160	0.261	≤0.4	PASS
DH5	Ant1	Hop	2.883	106.67	0.308	≤0.4	PASS
2DH1	Ant1	Hop	0.385	320	0.123	≤0.4	PASS
2DH3	Ant1	Hop	1.637	160	0.262	≤0.4	PASS
2DH5	Ant1	Hop	2.884	106.67	0.308	≤0.4	PASS
3DH1	Ant1	Hop	0.385	320	0.123	≤0.4	PASS
3DH3	Ant1	Hop	1.635	160	0.262	≤0.4	PASS
3DH5	Ant1	Hop	2.885	106.67	0.308	≤0.4	PASS

Test Graphs

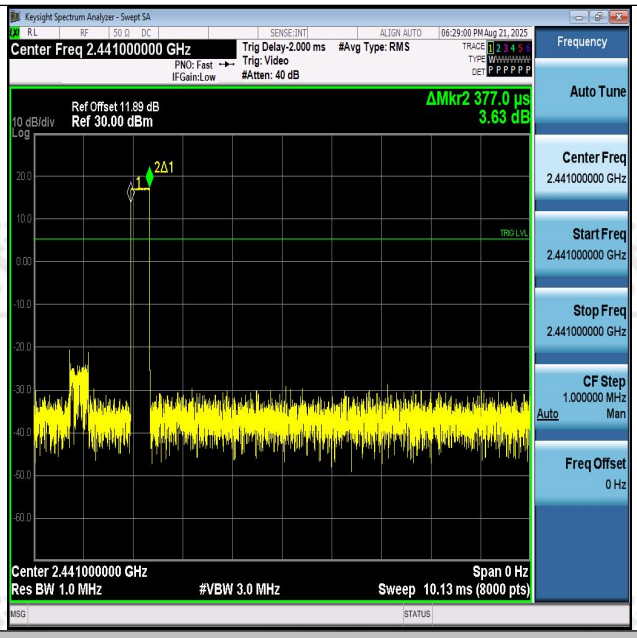

DH1-Ant1-Hop-PASS

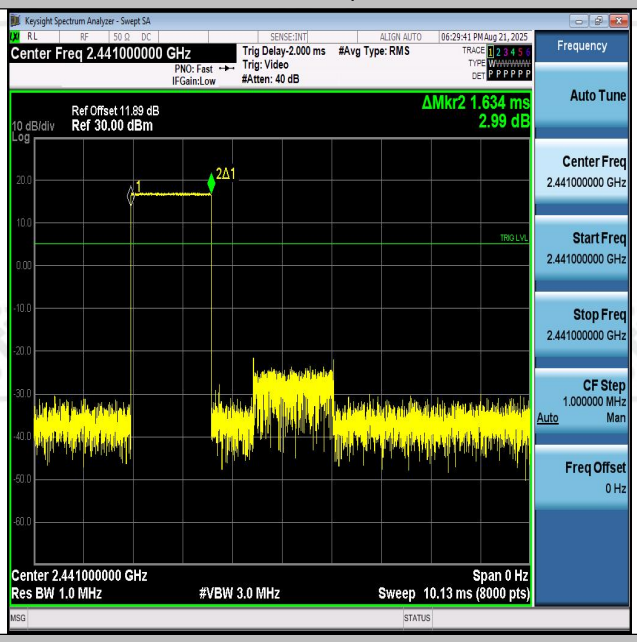

DH3-Ant1-Hop-PASS

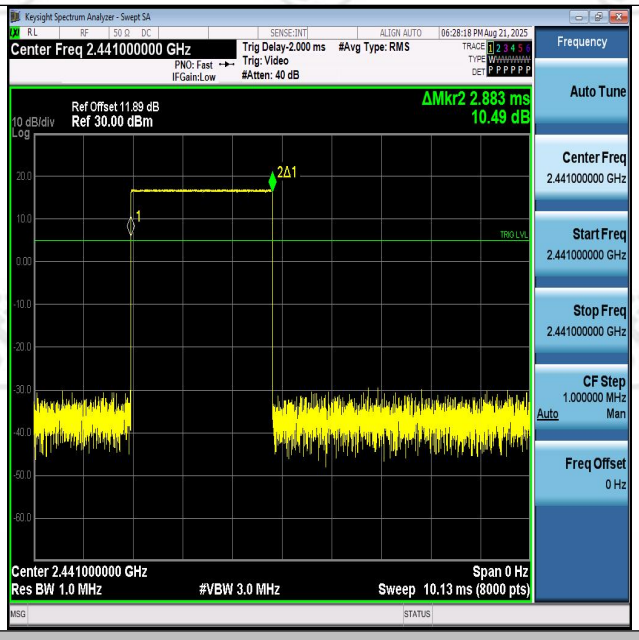

DH5-Ant1-Hop-PASS

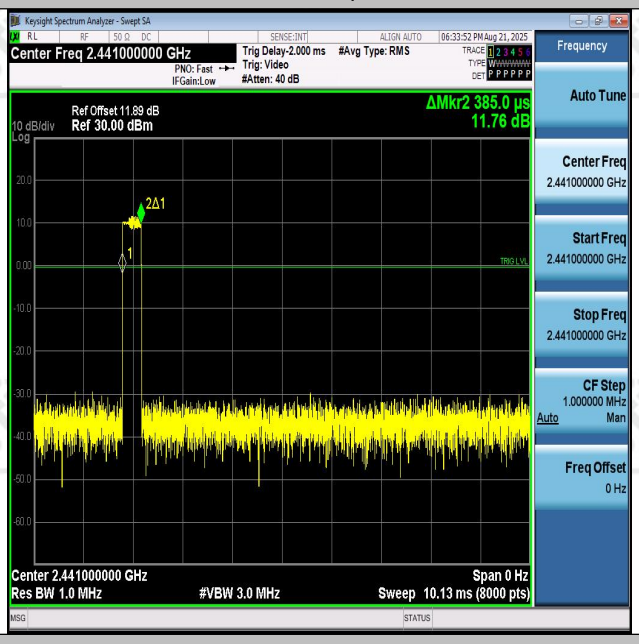

2DH1-Ant1-Hop-PASS

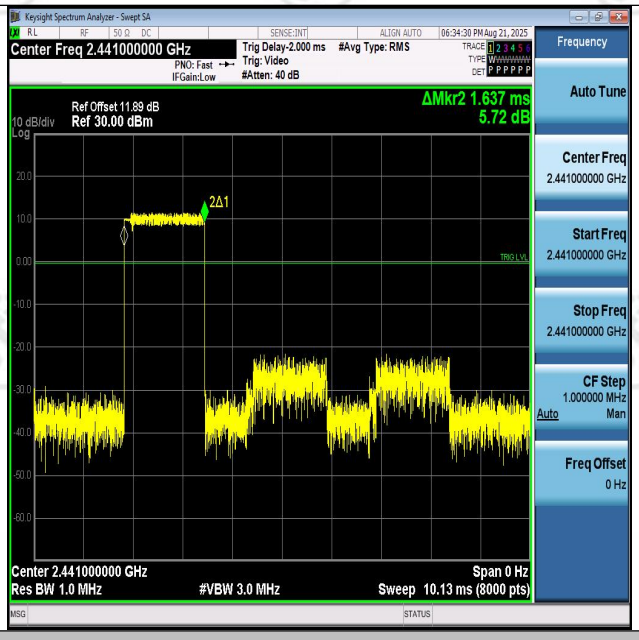

2DH3-Ant1-Hop-PASS

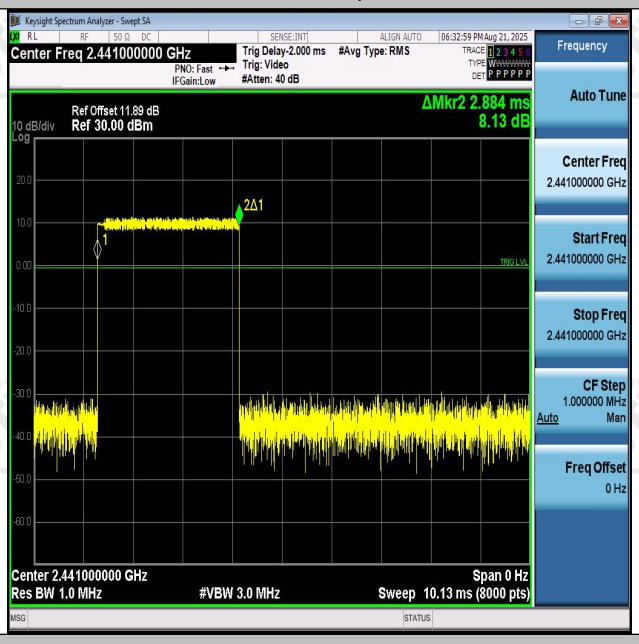

2DH5-Ant1-Hop-PASS

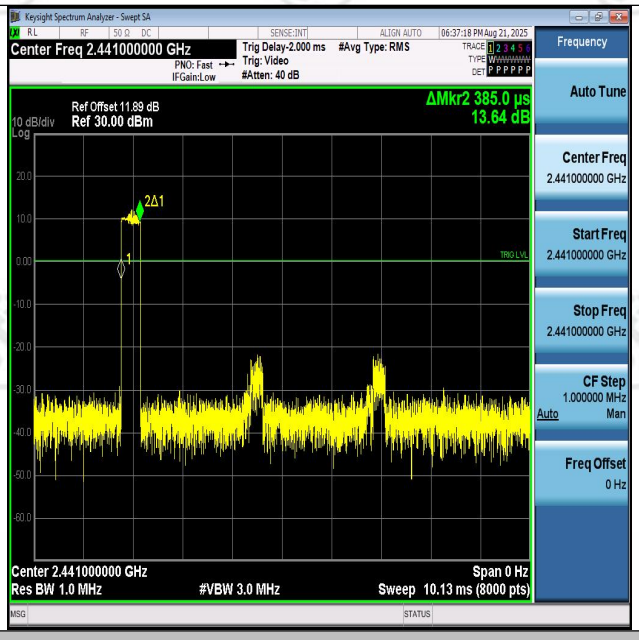

3DH1-Ant1-Hop-PASS

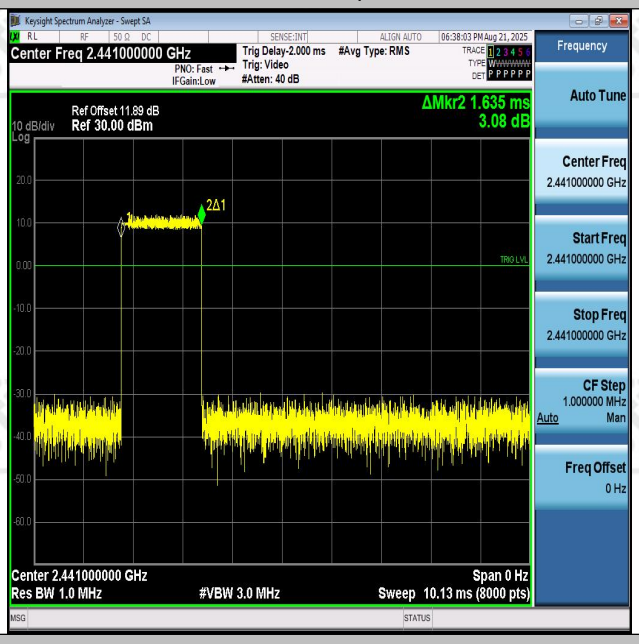

3DH3-Ant1-Hop-PASS

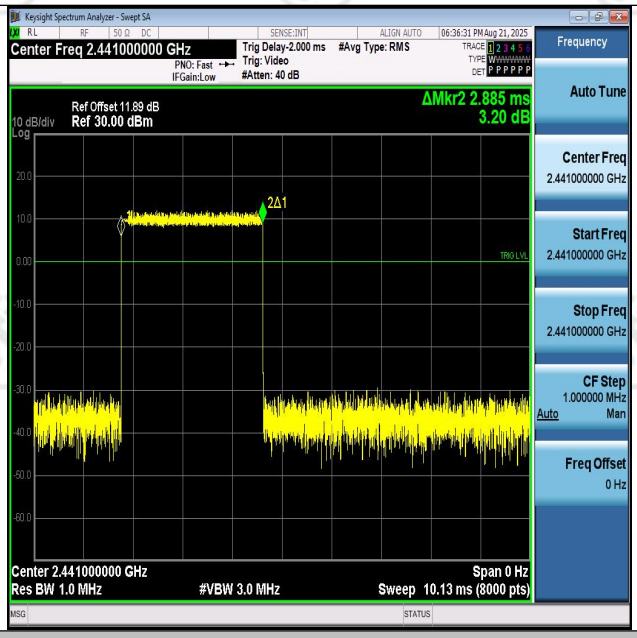

3DH5-Ant1-Hop-PASS

Appendix F: Number of hopping channels

Test Result

TestMode	Antenna	Frequency[MHz]	Result[Num]	Limit[Num]	Verdict
DH5	Ant1	Hop	79	≥15	PASS
2DH5	Ant1	Hop	79	≥15	PASS
3DH5	Ant1	Hop	79	≥15	PASS