Test Graphs

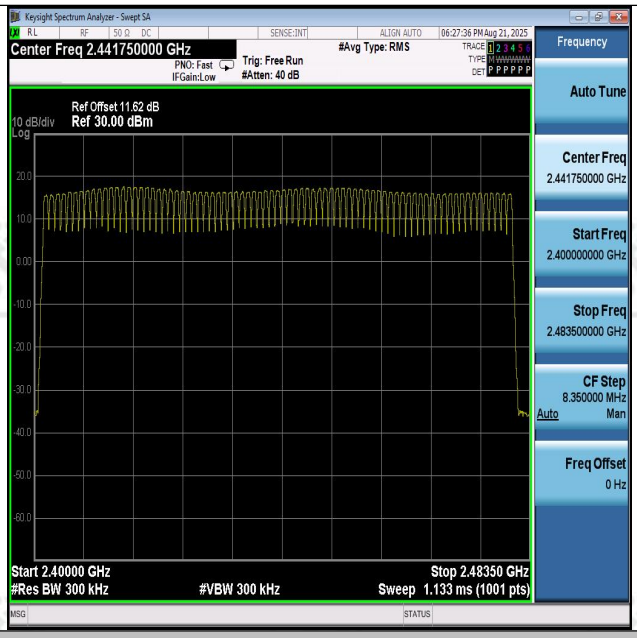

DH5-Ant1-Hop-PASS

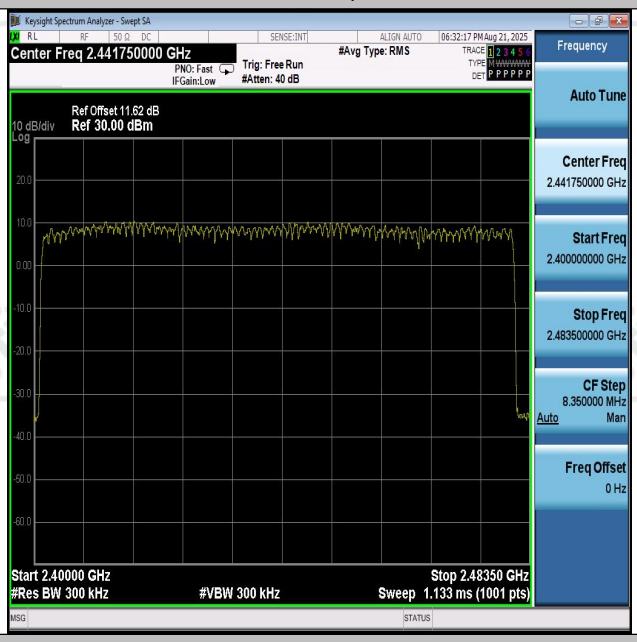

2DH5-Ant1-Hop-PASS

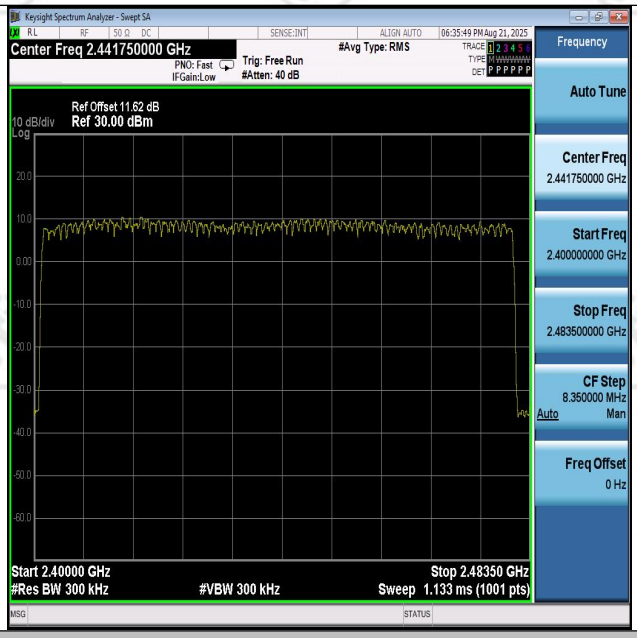

3DH5-Ant1-Hop-PASS

Appendix G: Band edge measurements

Test Result

TestMode	Antenna	ChName	Frequency[MHz]	RefLevel [dBm]	Result [dBm]	Limit [dBm]	Verdict
DH5	Ant1	Low	2402	15.32	-45.8	≤-4.68	PASS
DH5	Ant1	High	2480	15.83	-47.61	≤-4.17	PASS
DH5	Ant1	Low	Hop_2402	15.32	-46.89	≤-4.68	PASS
DH5	Ant1	High	Hop_2480	15.90	-45.64	≤-4.1	PASS
2DH5	Ant1	Low	2402	12.75	-44.9	≤-7.26	PASS
2DH5	Ant1	High	2480	13.22	-46.3	≤-6.78	PASS
2DH5	Ant1	Low	Hop_2402	12.43	-47.63	≤-7.57	PASS
2DH5	Ant1	High	Hop_2480	8.05	-47.34	≤-11.95	PASS
3DH5	Ant1	Low	2402	12.81	-46.86	≤-7.19	PASS
3DH5	Ant1	High	2480	13.25	-46.96	≤-6.76	PASS
3DH5	Ant1	Low	Hop_2402	6.37	-46.62	≤-13.63	PASS
3DH5	Ant1	High	Hop_2480	8.33	-47.11	≤-11.67	PASS

Test Graphs

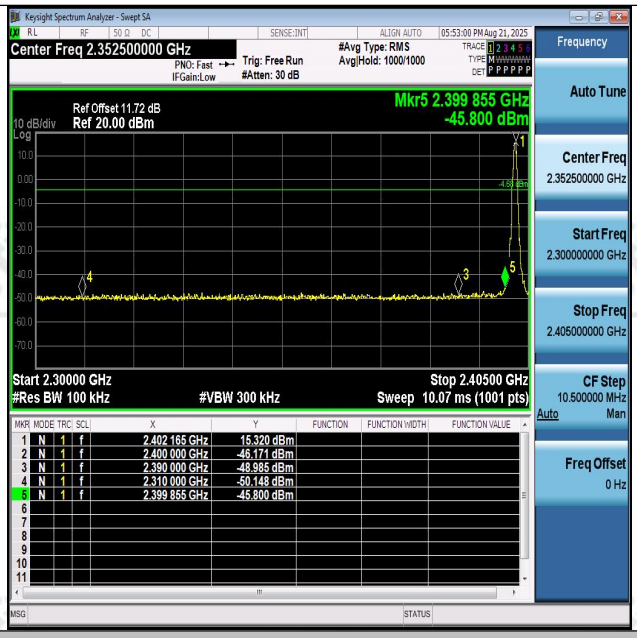

DH5-Ant1-2402-PASS

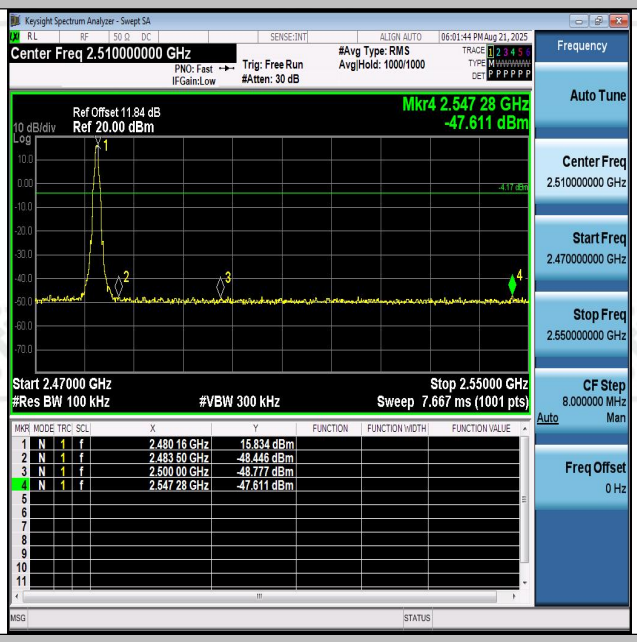

DH5-Ant1-2480-PASS

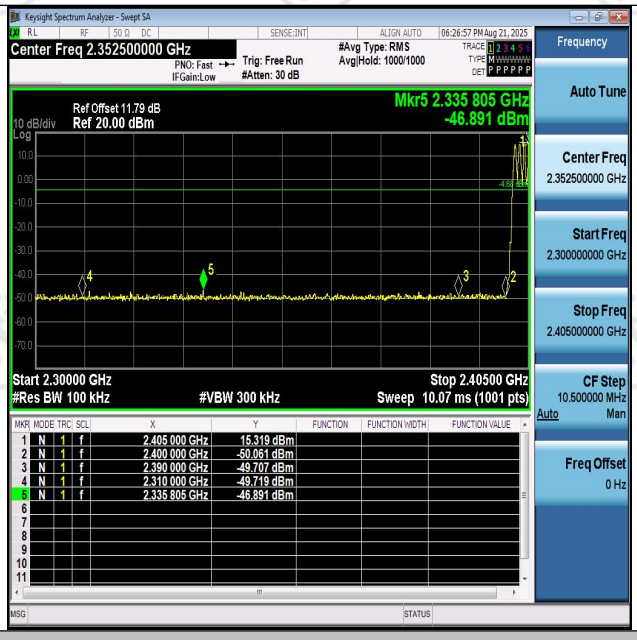

DH5-Ant1-Hop_2402-PASS

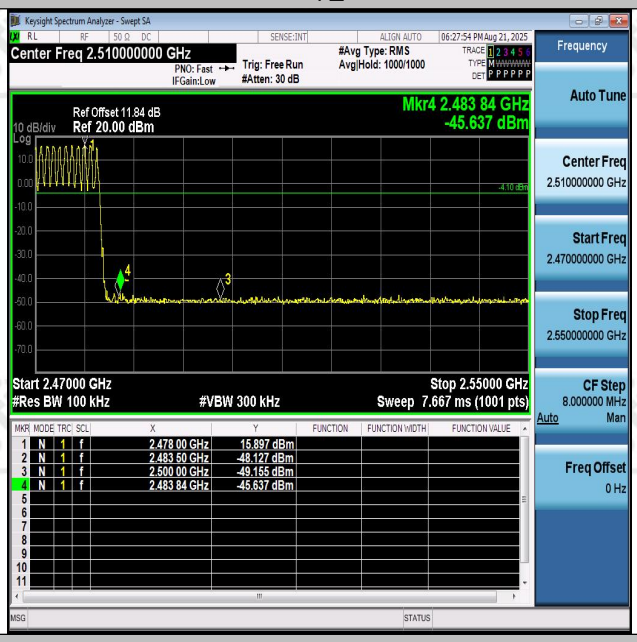

DH5-Ant1-Hop_2480-PASS

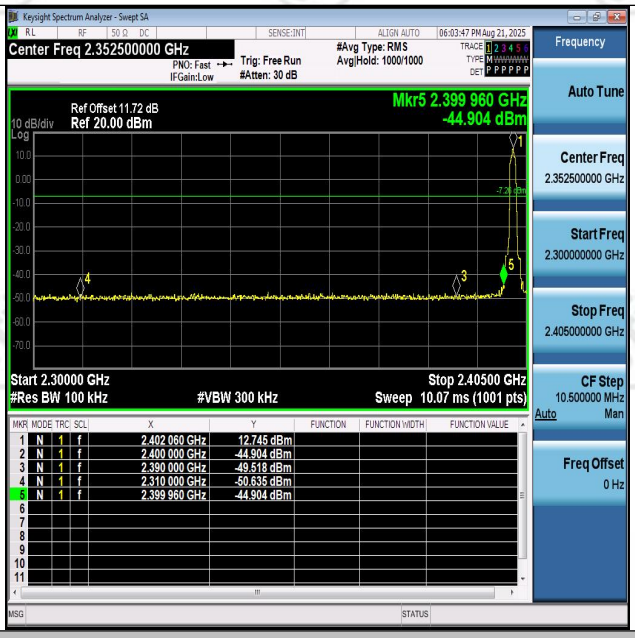

2DH5-Ant1-2402-PASS

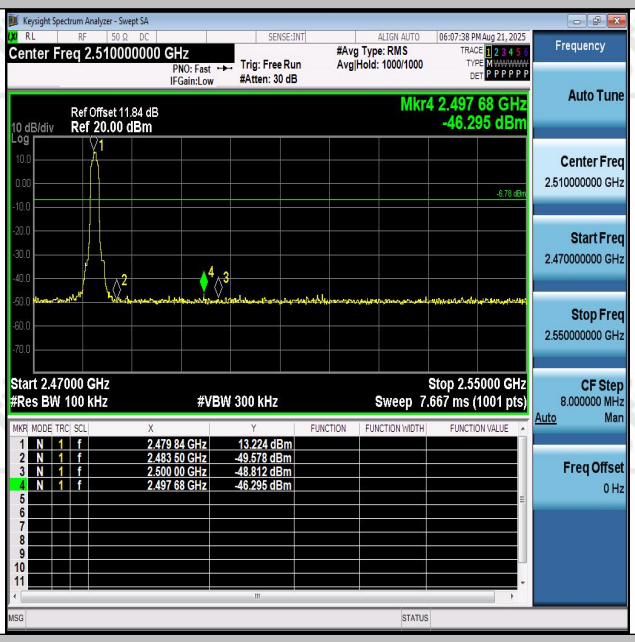

2DH5-Ant1-2480-PASS

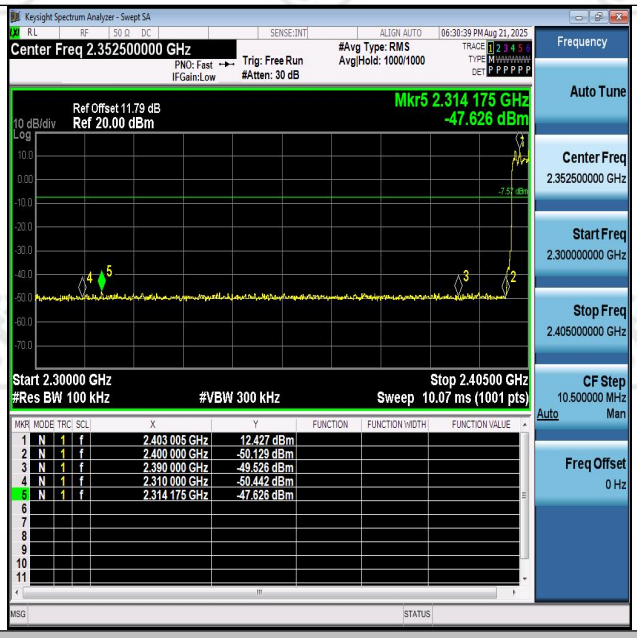

2DH5-Ant1-Hop_2402-PASS

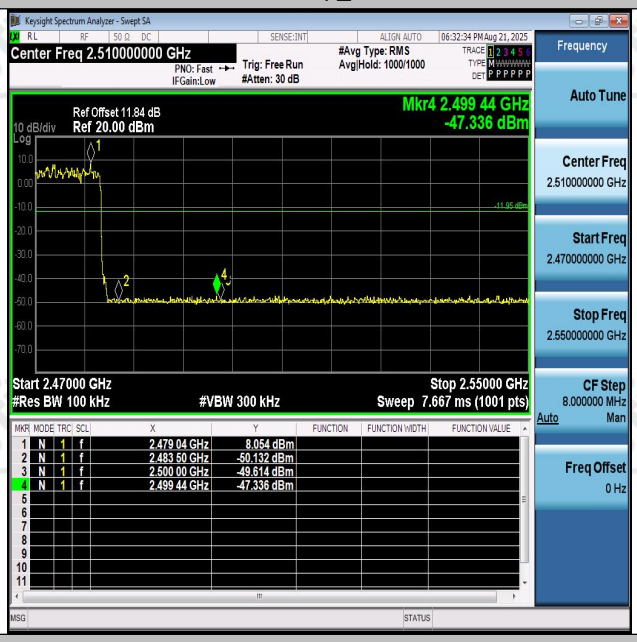

2DH5-Ant1-Hop_2480-PASS

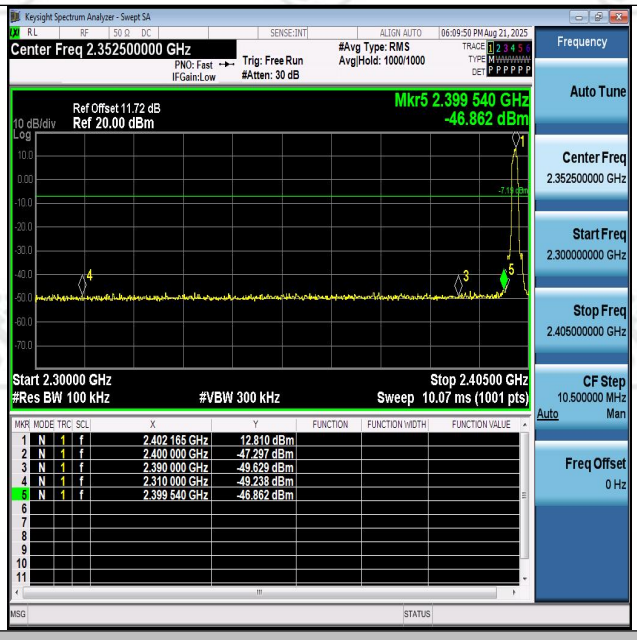

3DH5-Ant1-2402-PASS

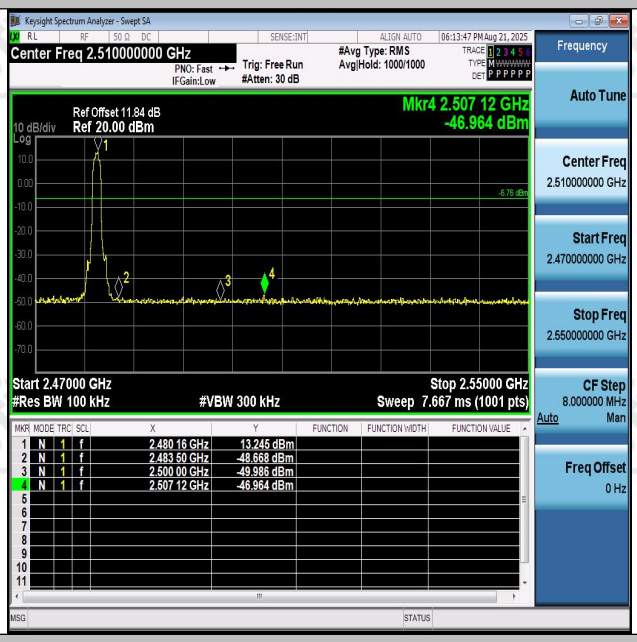

3DH5-Ant1-2480-PASS

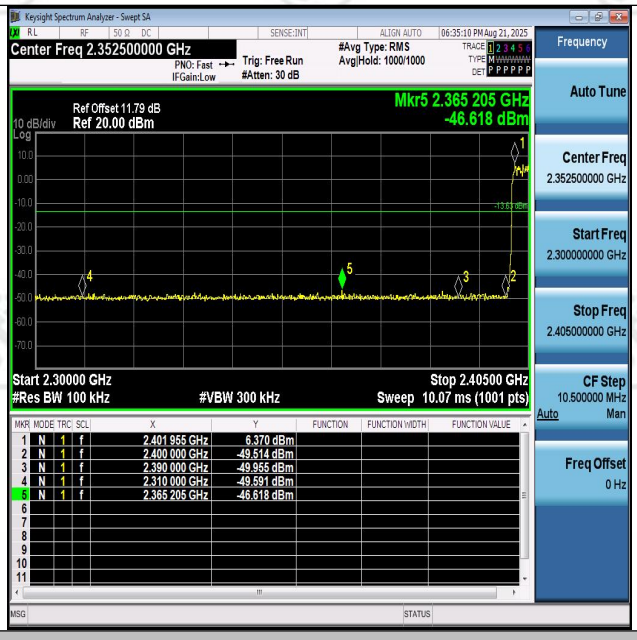

3DH5-Ant1-Hop_2402-PASS

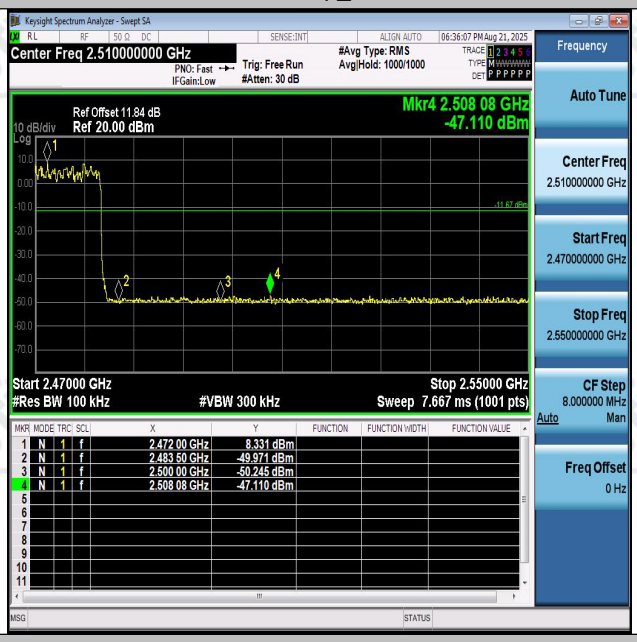

3DH5-Ant1-Hop_2480-PASS

Appendix H: Conducted Spurious Emission

Test Result

TestMode	Antenna	Frequency[MHz]	FreqRange [MHz]	RefLevel [dBm]	Result [dBm]	Limit [dBm]	Verdict
DH5	Ant1	2402	0~Reference	14.84	14.84	---	PASS
DH5	Ant1	2402	30~1000	14.84	-60.19	≤-5.16	PASS
DH5	Ant1	2402	1000~26500	14.84	-51.48	≤-5.16	PASS
DH5	Ant1	2441	0~Reference	16.15	16.15	---	PASS
DH5	Ant1	2441	30~1000	16.15	-59.81	≤-3.85	PASS
DH5	Ant1	2441	1000~26500	16.15	-50.65	≤-3.85	PASS
DH5	Ant1	2480	0~Reference	15.75	15.75	---	PASS
DH5	Ant1	2480	30~1000	15.75	-59.17	≤-4.25	PASS
DH5	Ant1	2480	1000~26500	15.75	-51.25	≤-4.25	PASS
2DH5	Ant1	2402	0~Reference	12.25	12.25	---	PASS
2DH5	Ant1	2402	30~1000	12.25	-59.76	≤-7.75	PASS
2DH5	Ant1	2402	1000~26500	12.25	-51.93	≤-7.75	PASS
2DH5	Ant1	2441	0~Reference	13.81	13.81	---	PASS
2DH5	Ant1	2441	30~1000	13.81	-59.83	≤-6.19	PASS
2DH5	Ant1	2441	1000~26500	13.81	-50.9	≤-6.19	PASS
2DH5	Ant1	2480	0~Reference	12.97	12.97	---	PASS
2DH5	Ant1	2480	30~1000	12.97	-59.17	≤-7.03	PASS
2DH5	Ant1	2480	1000~26500	12.97	-51.92	≤-7.03	PASS
3DH5	Ant1	2402	0~Reference	12.30	12.30	---	PASS
3DH5	Ant1	2402	30~1000	12.30	-59.09	≤-7.7	PASS
3DH5	Ant1	2402	1000~26500	12.30	-51.03	≤-7.7	PASS
3DH5	Ant1	2441	0~Reference	14.05	14.05	---	PASS
3DH5	Ant1	2441	30~1000	14.05	-59.3	≤-5.95	PASS
3DH5	Ant1	2441	1000~26500	14.05	-51.06	≤-5.95	PASS
3DH5	Ant1	2480	0~Reference	13.13	13.13	---	PASS
3DH5	Ant1	2480	30~1000	13.13	-59.48	≤-6.87	PASS
3DH5	Ant1	2480	1000~26500	13.13	-51.6	≤-6.87	PASS

Test Graphs

DH5-Ant1-2402-0~Reference-PASS

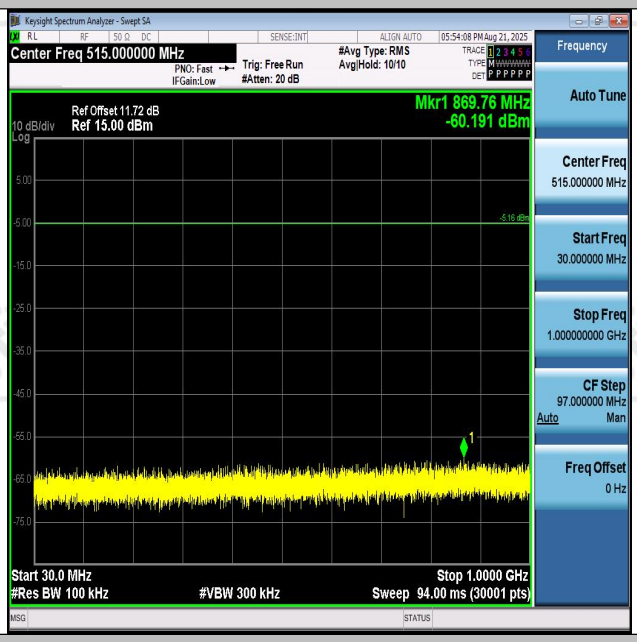

DH5-Ant1-2402-30~1000-PASS

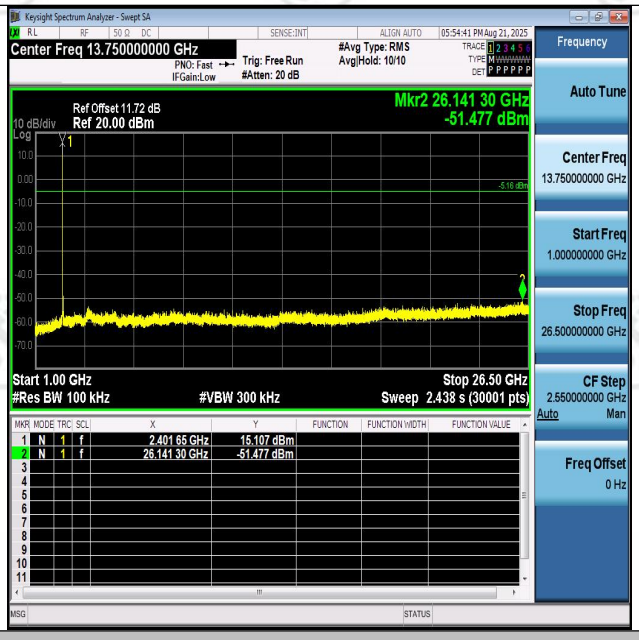

DH5-Ant1-2402-1000~26500-PASS

DH5-Ant1-2441-0~Reference-PASS

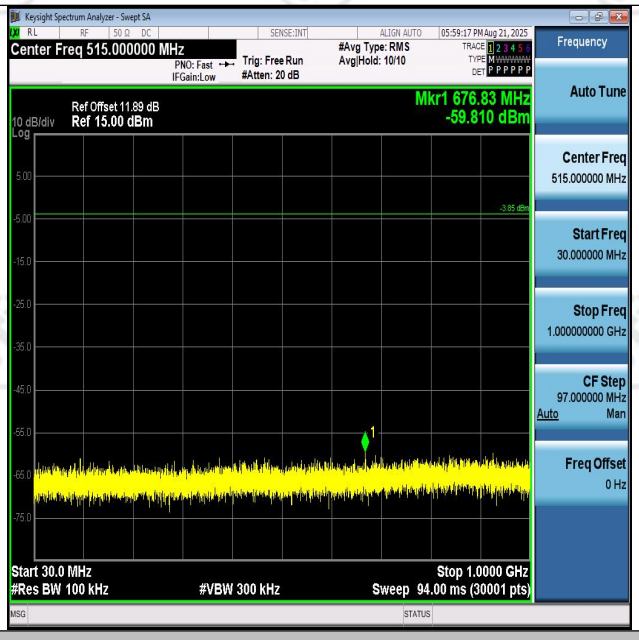

DH5-Ant1-2441-30~1000-PASS

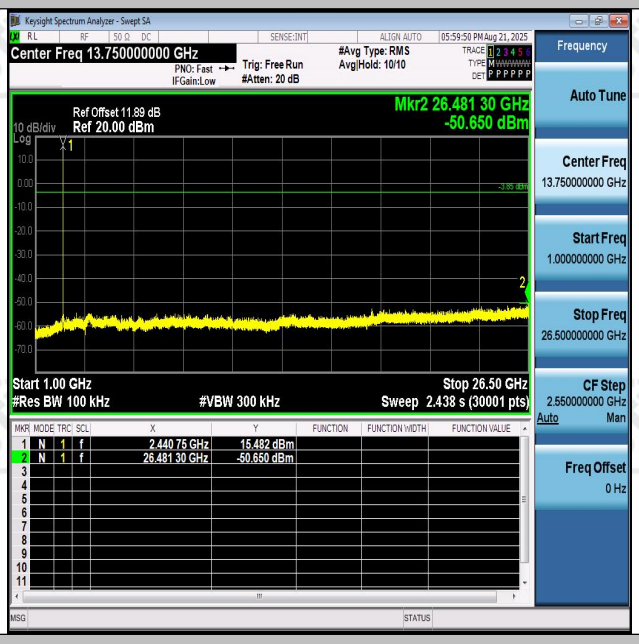

DH5-Ant1-2441-1000~26500-PASS

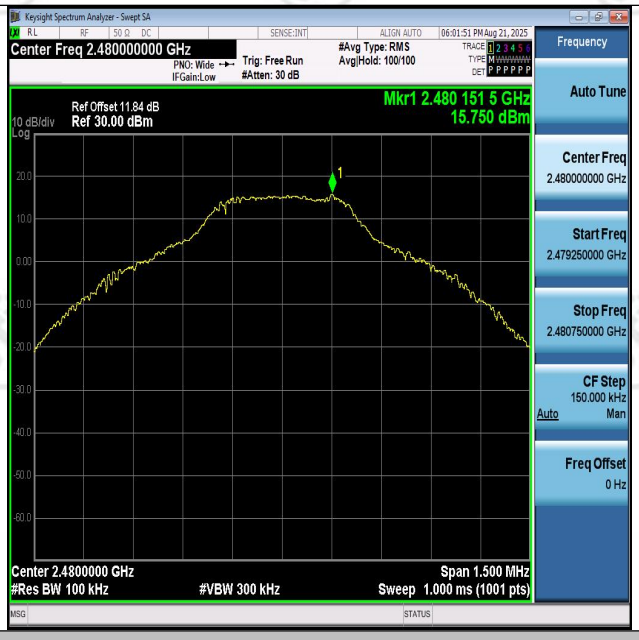

DH5-Ant1-2480-0~Reference-PASS

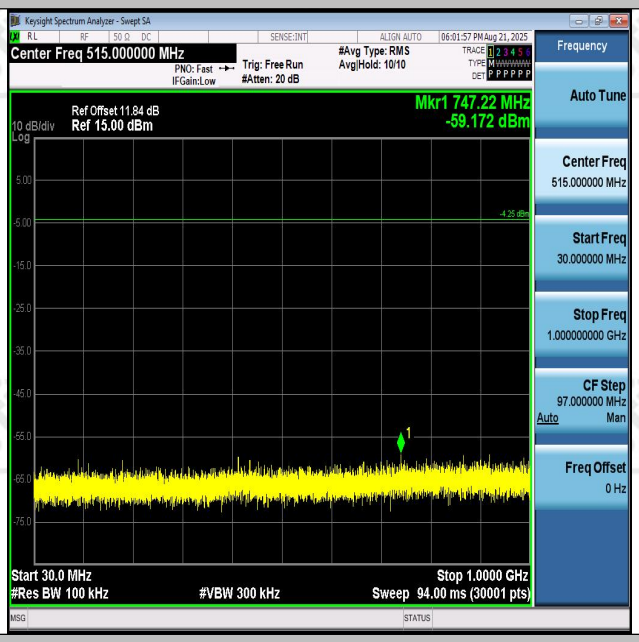

DH5-Ant1-2480-30~1000-PASS

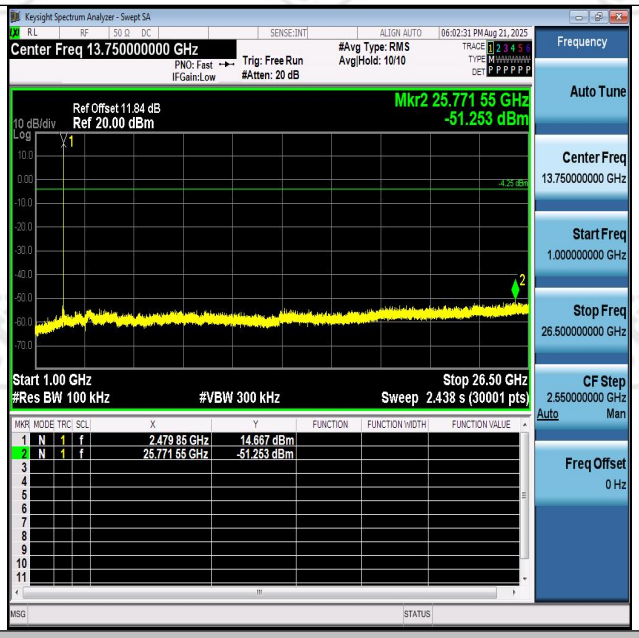

DH5-Ant1-2480-1000~26500-PASS

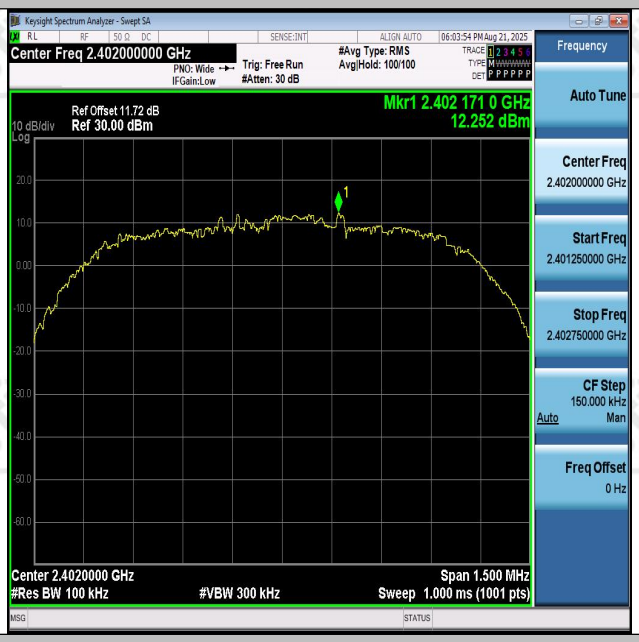

2DH5-Ant1-2402-0~Reference-PASS

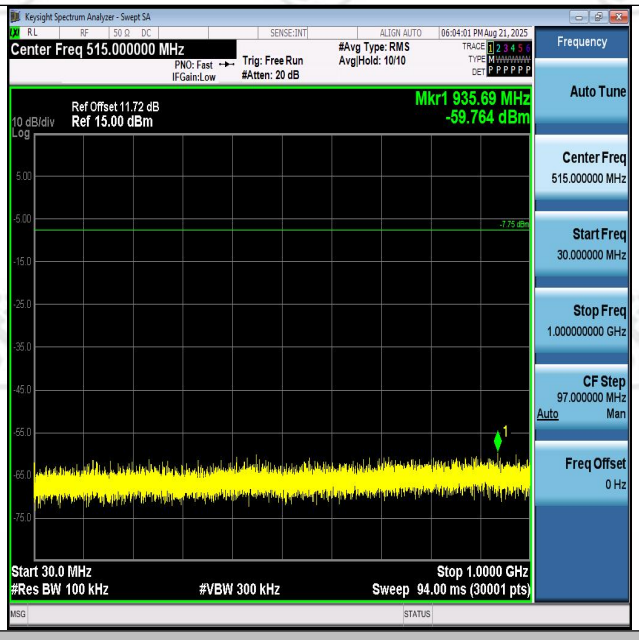

2DH5-Ant1-2402-30~1000-PASS

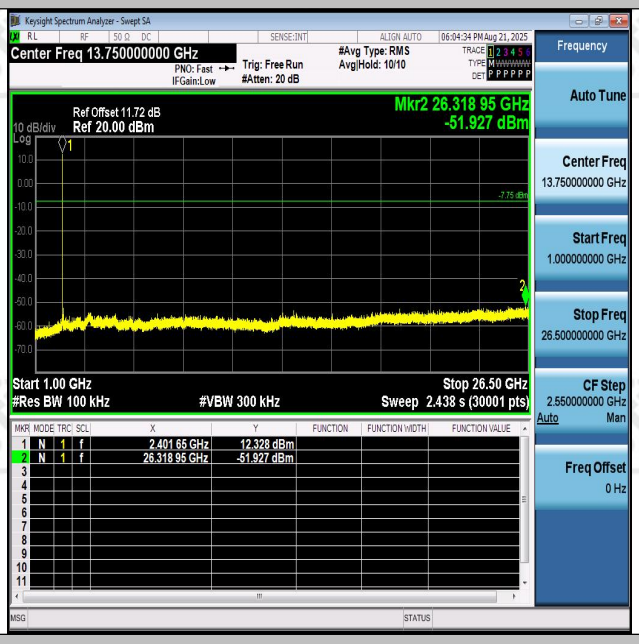

2DH5-Ant1-2402-1000~26500-PASS

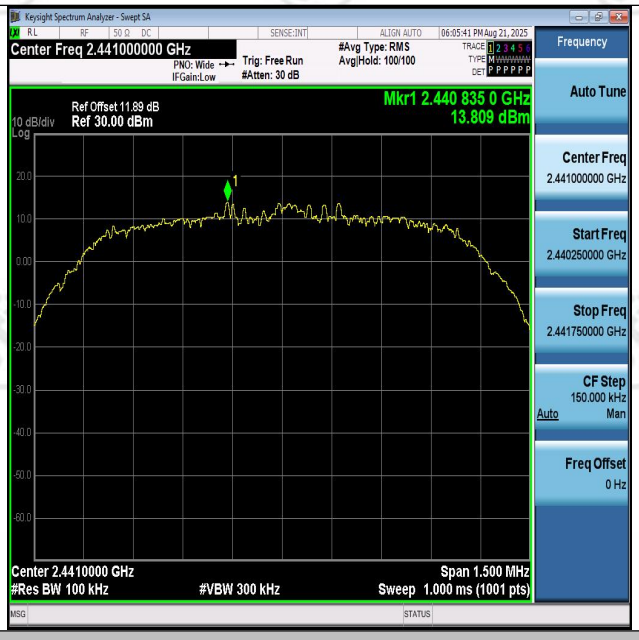

2DH5-Ant1-2441-0~Reference-PASS

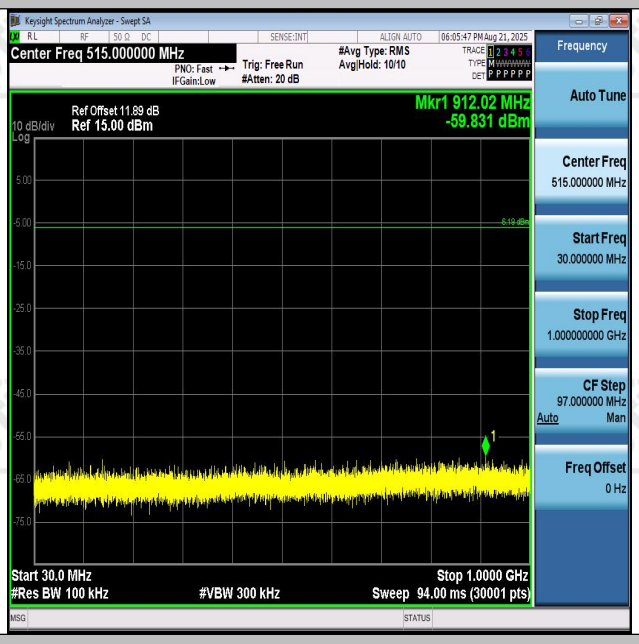

2DH5-Ant1-2441-30~1000-PASS

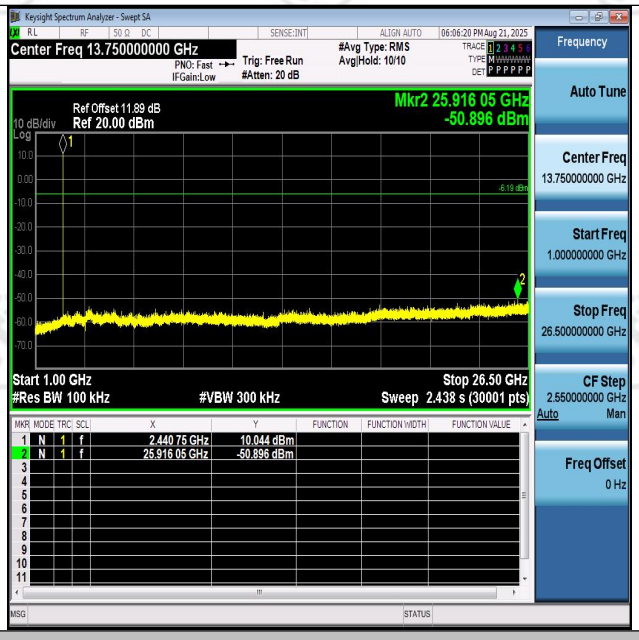

2DH5-Ant1-2441-1000~26500-PASS

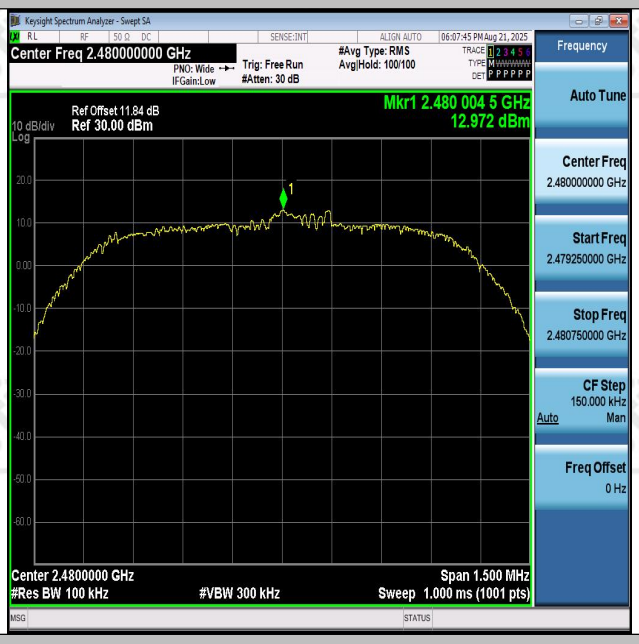

2DH5-Ant1-2480-0~Reference-PASS

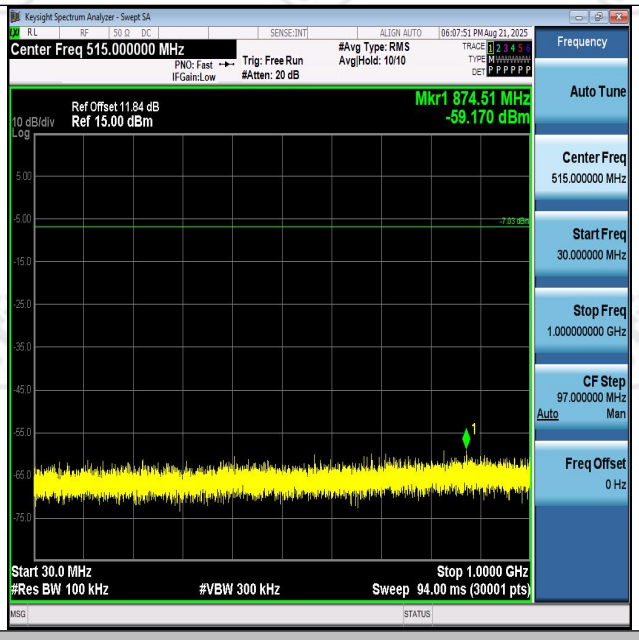

2DH5-Ant1-2480-30~1000-PASS

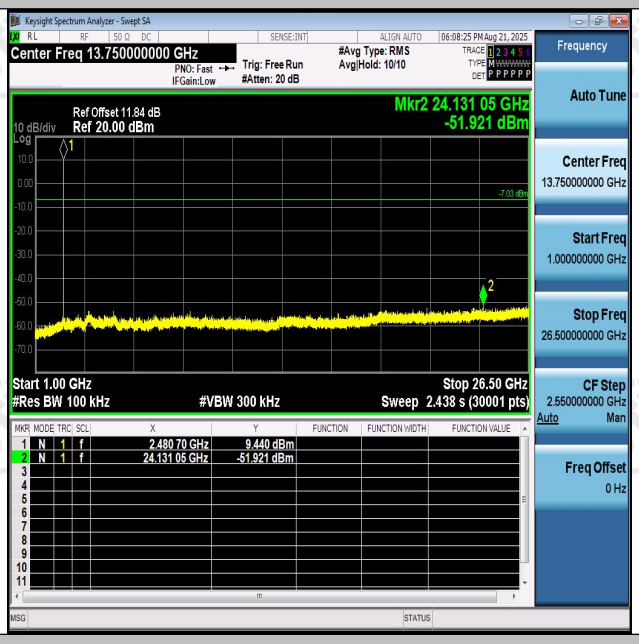

2DH5-Ant1-2480-1000~26500-PASS

3DH5-Ant1-2402-0~Reference-PASS

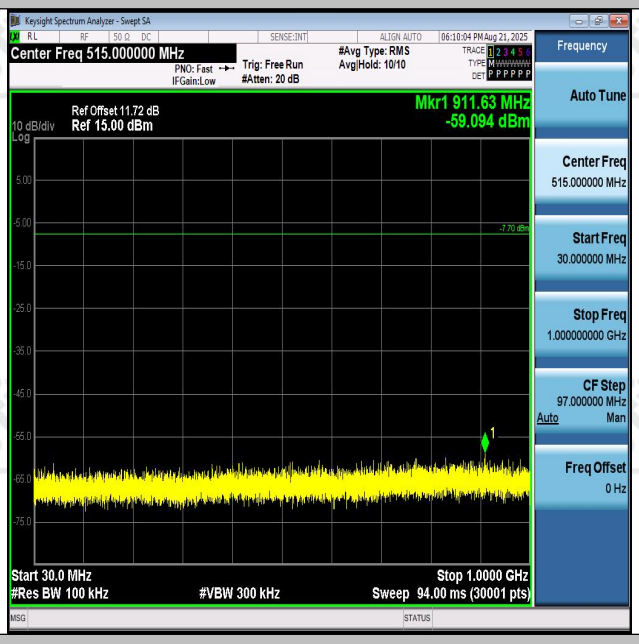

3DH5-Ant1-2402-30~1000-PASS

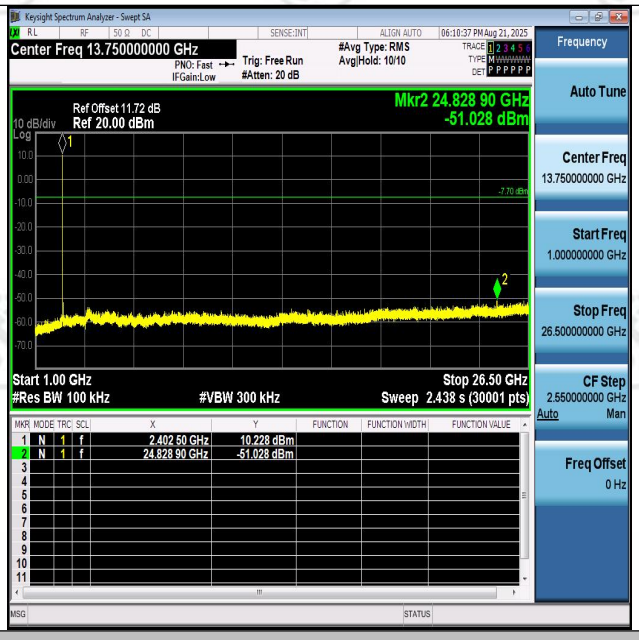

3DH5-Ant1-2402-1000~26500-PASS

3DH5-Ant1-2441-0~Reference-PASS