Test Mode :	802.11ax HE20 Full RU	Test Channel :	09

100kHz PSD reference Level	Channel Plot
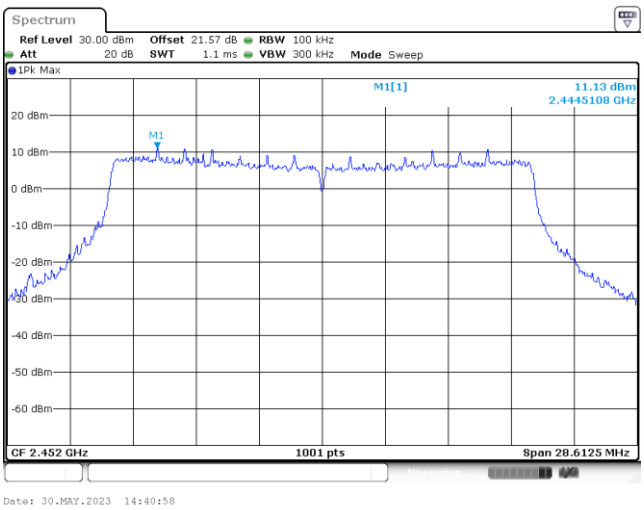	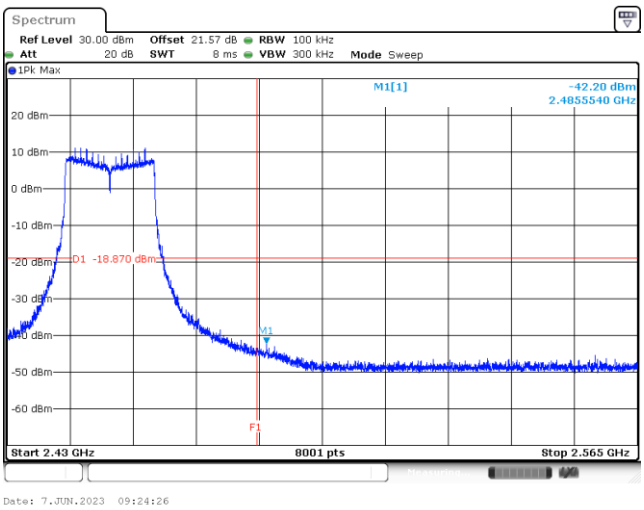

Test Mode :	802.11ax HE20 Full RU	Test Channel :	10

100kHz PSD reference Level	Channel Plot
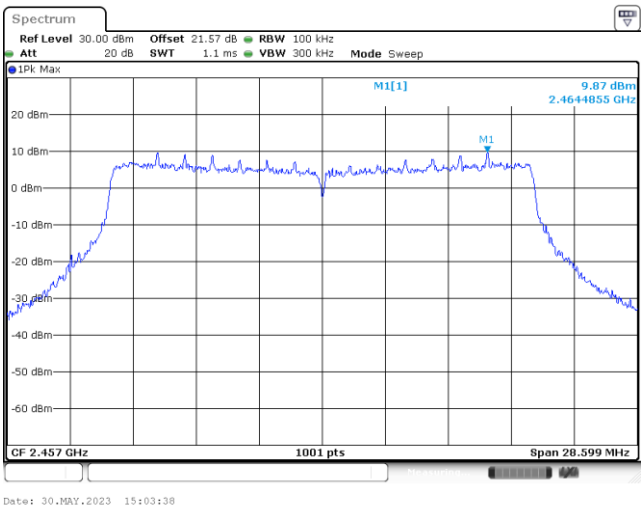	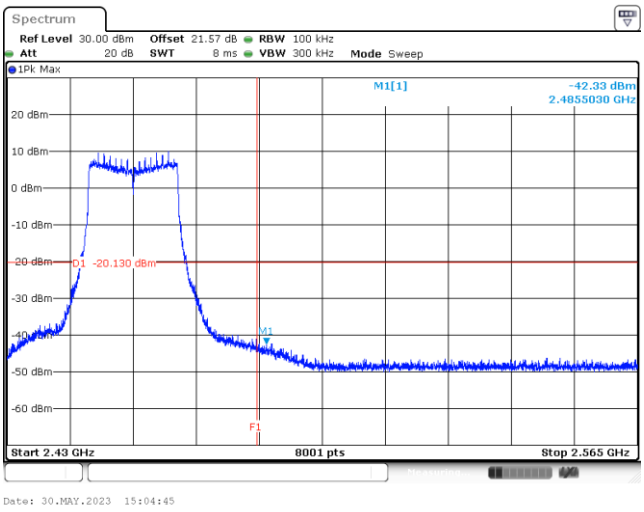

Test Mode :	802.11ax HE20 Full RU	Test Channel :	11

100kHz PSD reference Level	Channel Plot
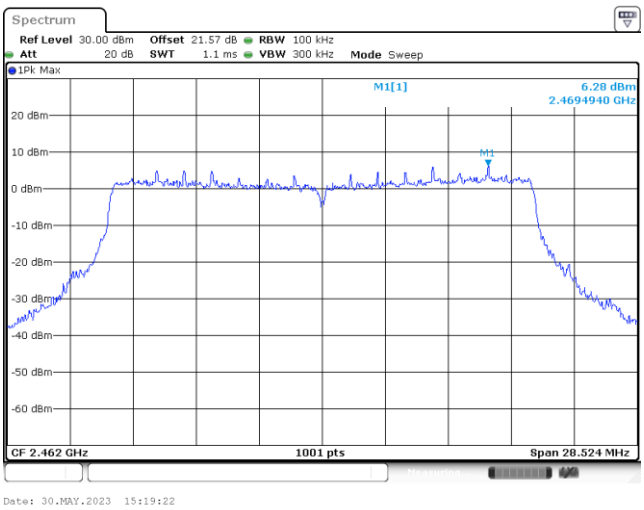	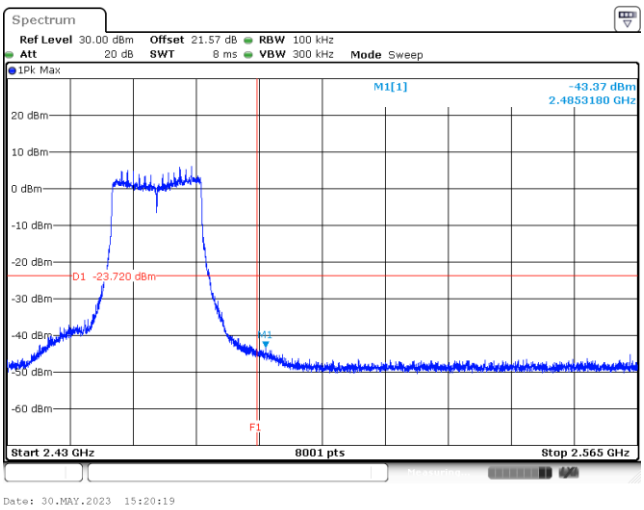
Spurious Emission 30MHz~3GHz	**Spurious Emission 2GHz~25GHz**
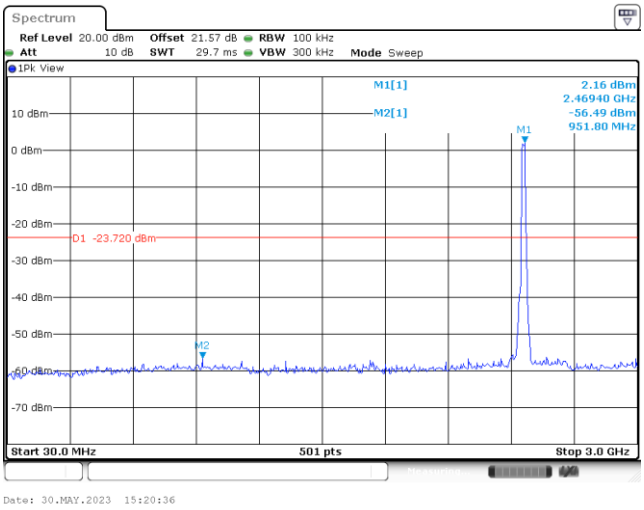	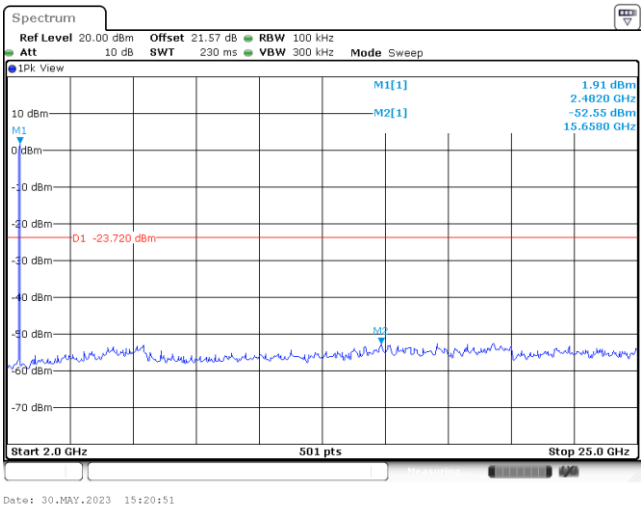

Test Mode :	802.11ax HE10 Full RU	Test Channel :	00

100kHz PSD reference Level	Channel Plot
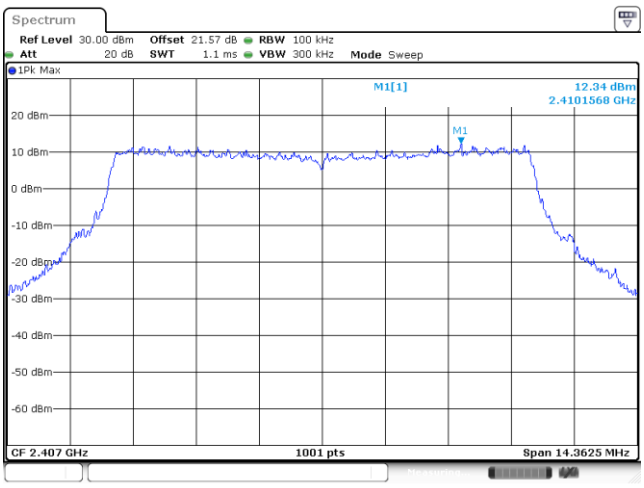	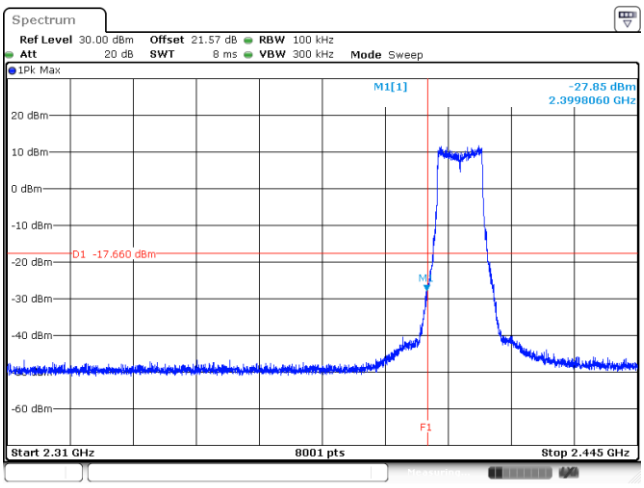
Spurious Emission 30MHz~3GHz	**Spurious Emission 2GHz~25GHz**
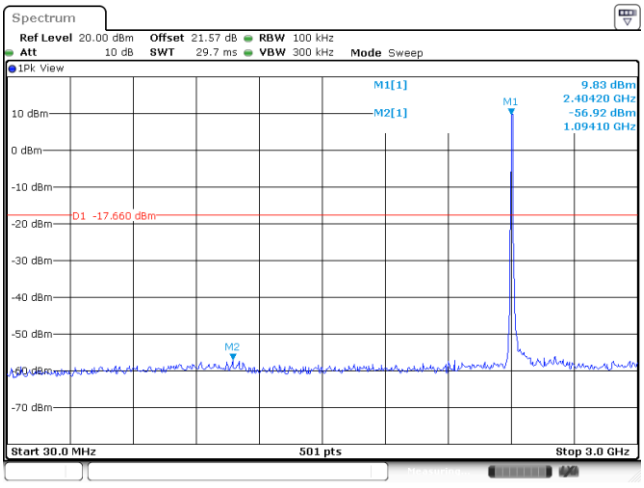	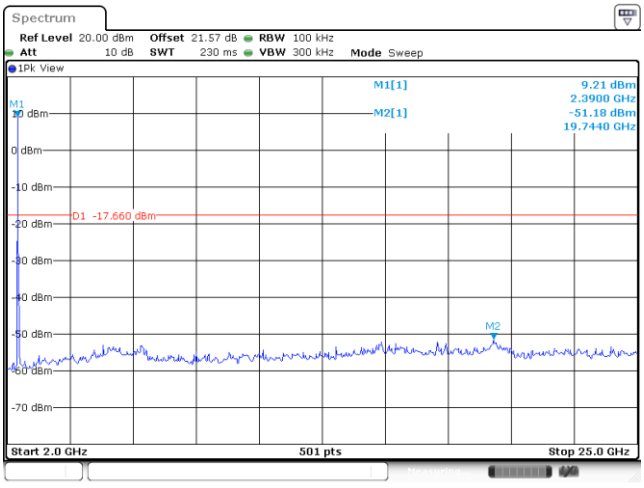

Test Mode :	802.11ax HE10 Full RU	Test Channel :	01

100kHz PSD reference Level	Channel Plot
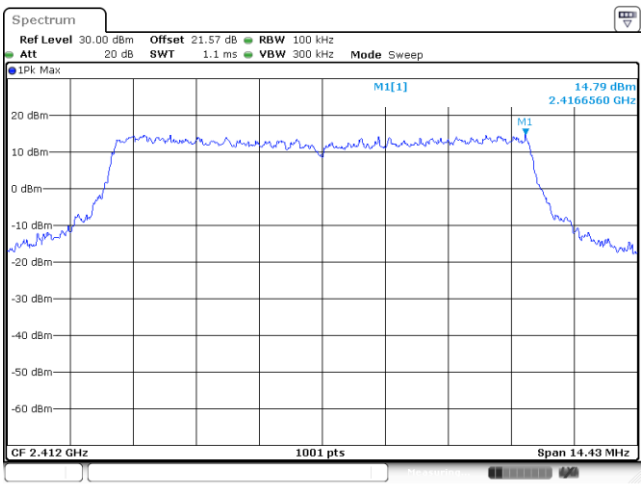	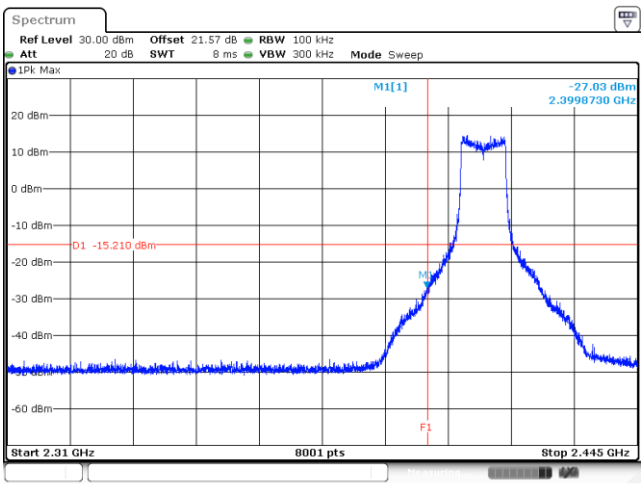

Test Mode :	802.11ax HE10 Full RU	Test Channel :	02

100kHz PSD reference Level	Channel Plot
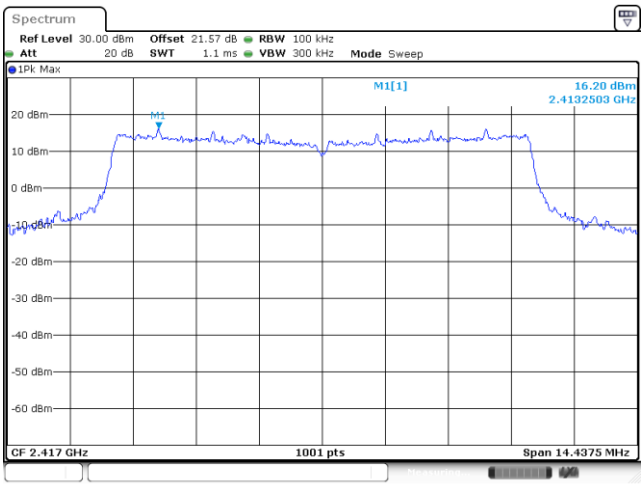	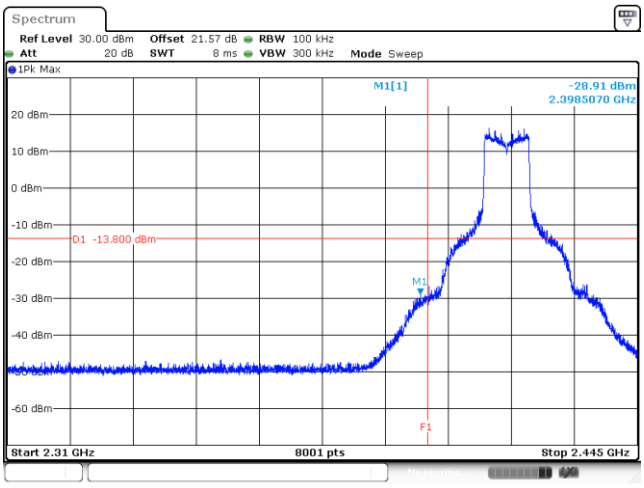

Test Mode :	802.11ax HE10 Full RU	Test Channel :	06

100kHz PSD reference Level	Channel Plot
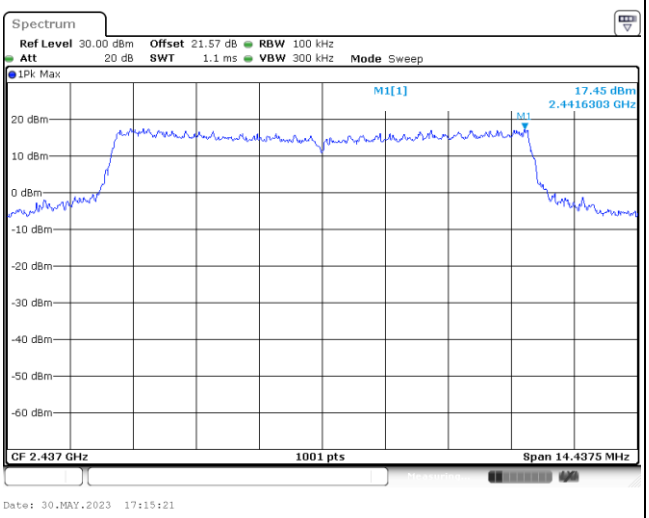	Left Blank

Spurious Emission 30MHz~3GHz	Spurious Emission 2GHz~25GHz
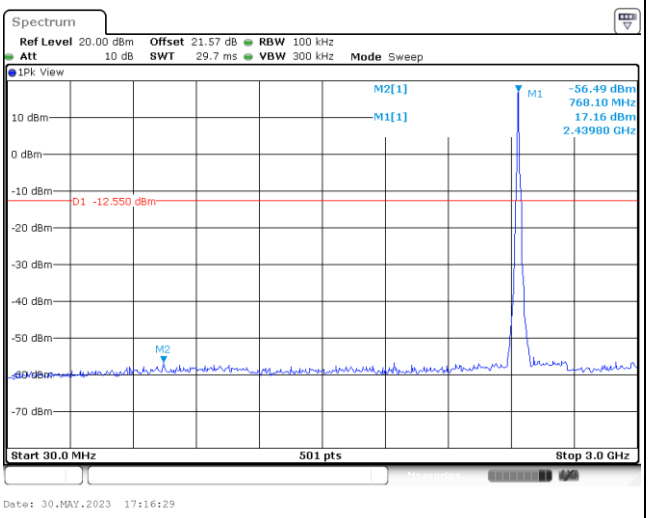	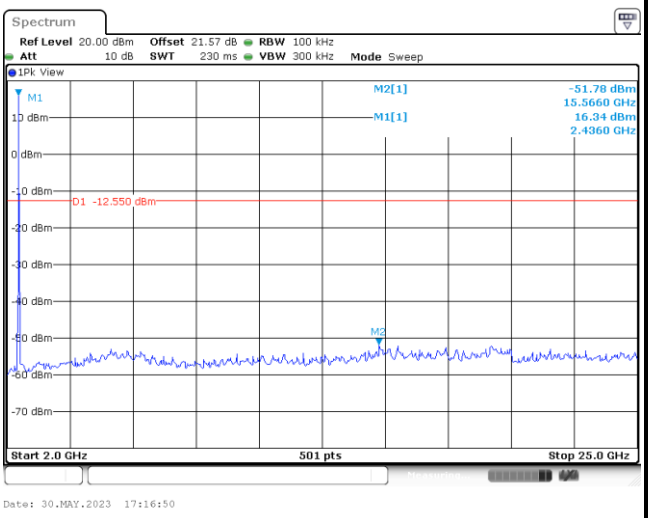

Test Mode :	802.11ax HE10 Full RU	Test Channel :	10

100kHz PSD reference Level	Channel Plot
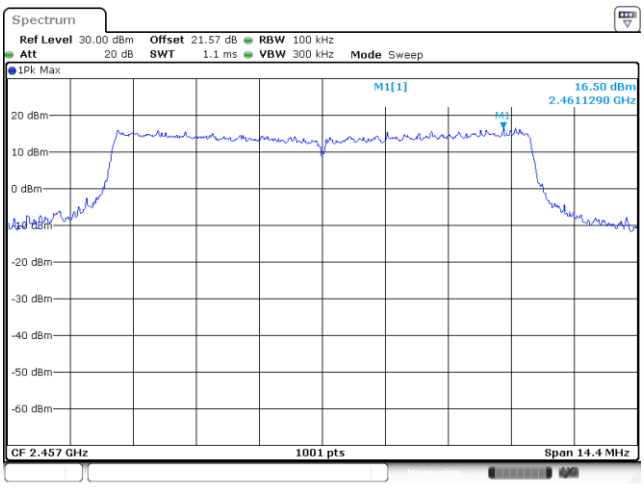	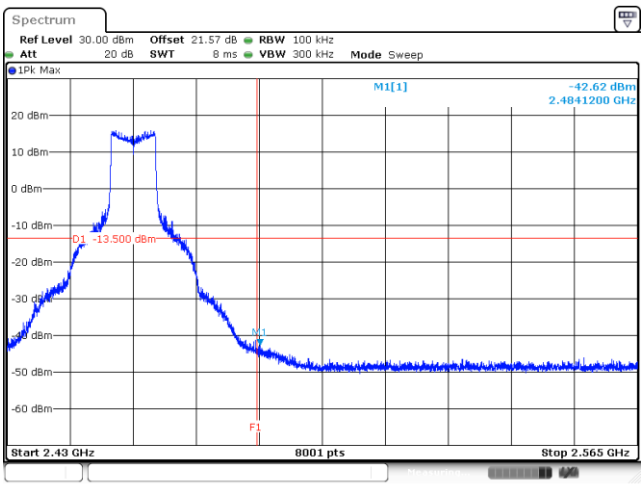

Test Mode :	802.11ax HE10 Full RU	Test Channel :	11

100kHz PSD reference Level	Channel Plot
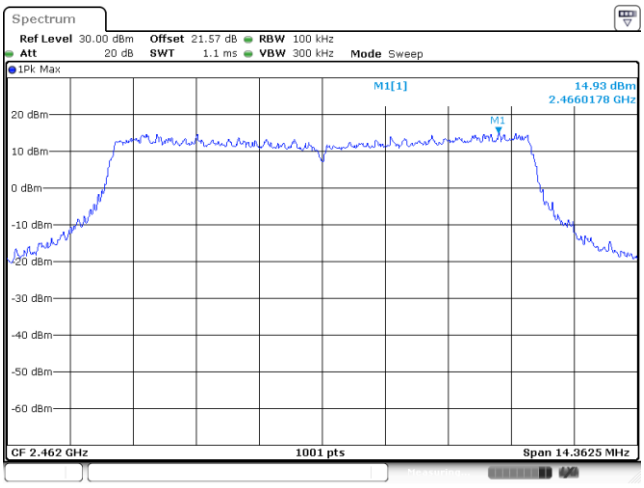	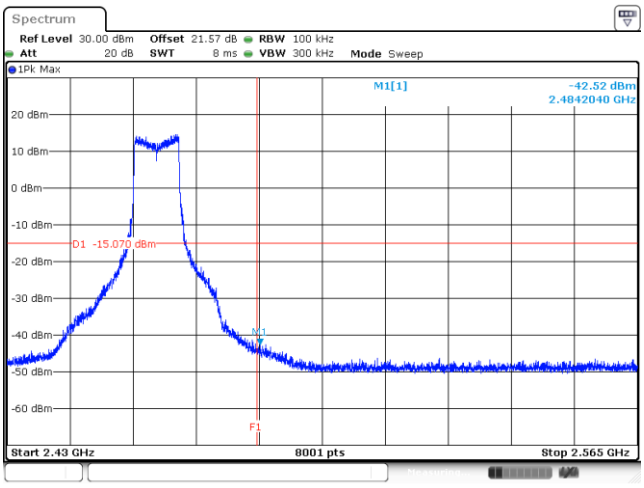

Test Mode :	802.11ax HE10 Full RU	Test Channel :	12

100kHz PSD reference Level	Channel Plot
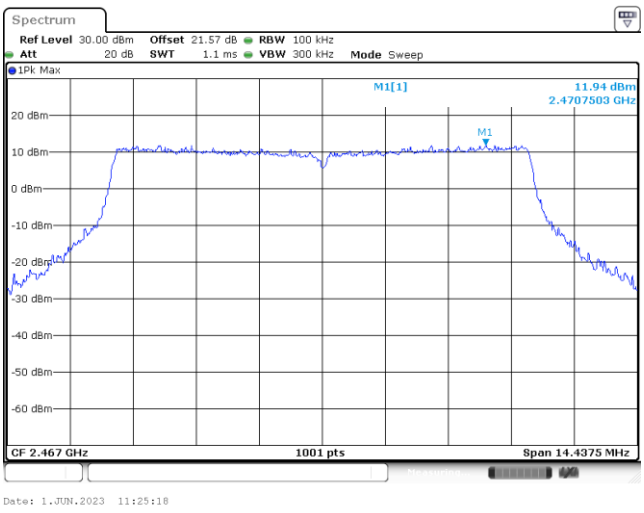	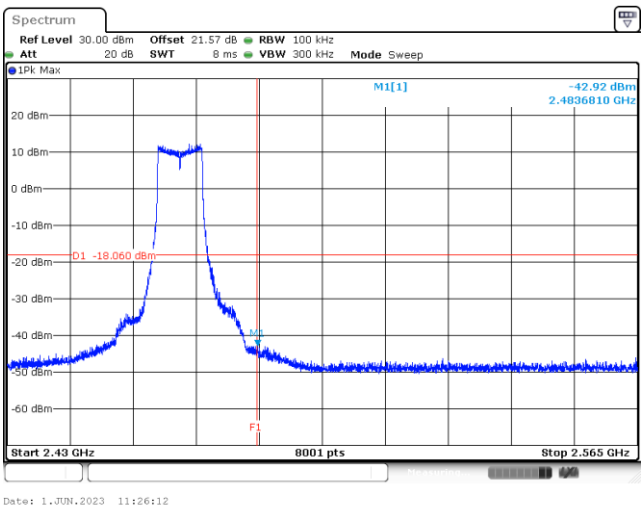

Test Mode :	802.11ax HE10 Full RU	Test Channel :	13

100kHz PSD reference Level	Channel Plot
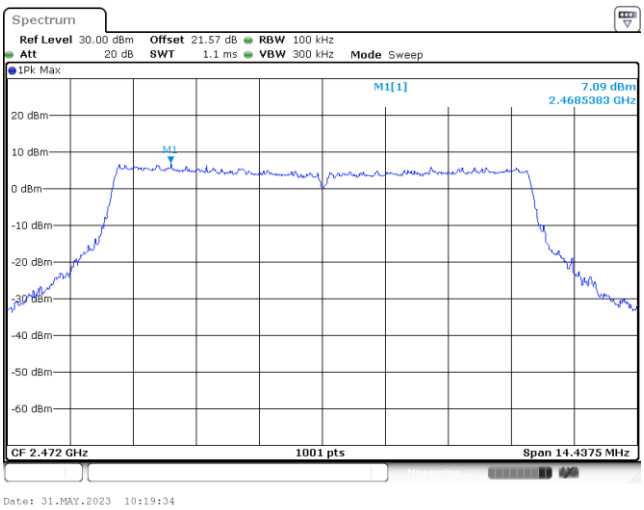	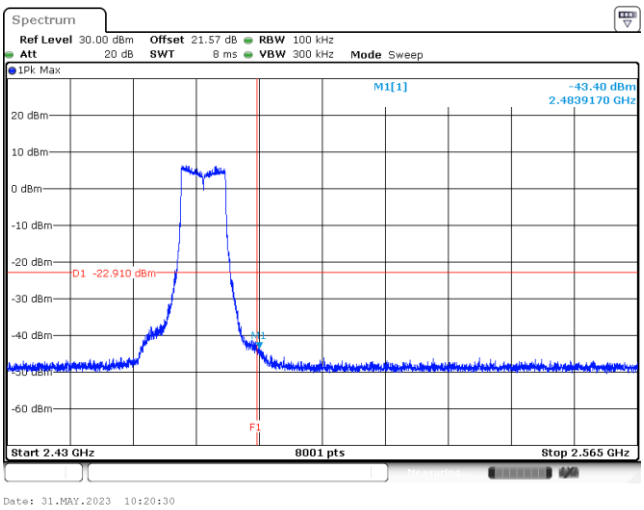
Spurious Emission 30MHz~3GHz	**Spurious Emission 2GHz~25GHz**
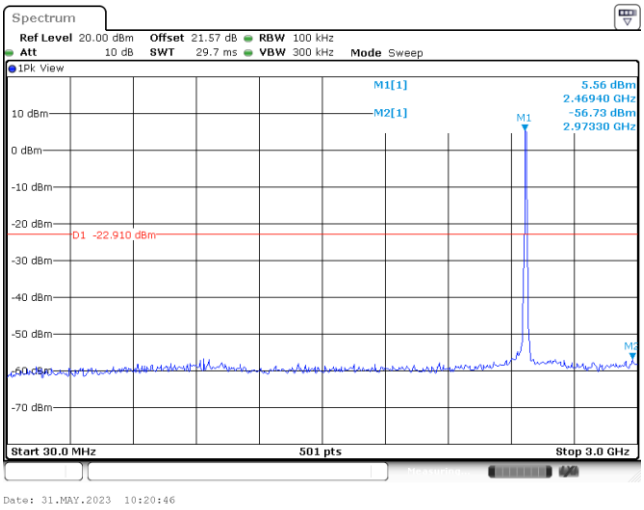	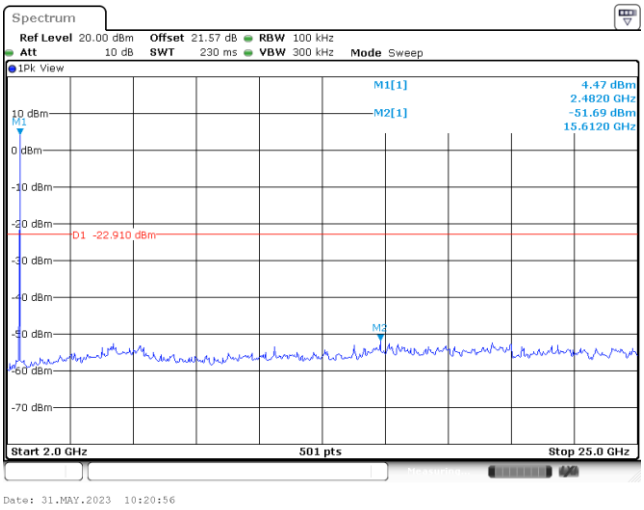

Test Mode :	802.11ax HE5 Full RU	Test Channel :	00

100kHz PSD reference Level	Channel Plot
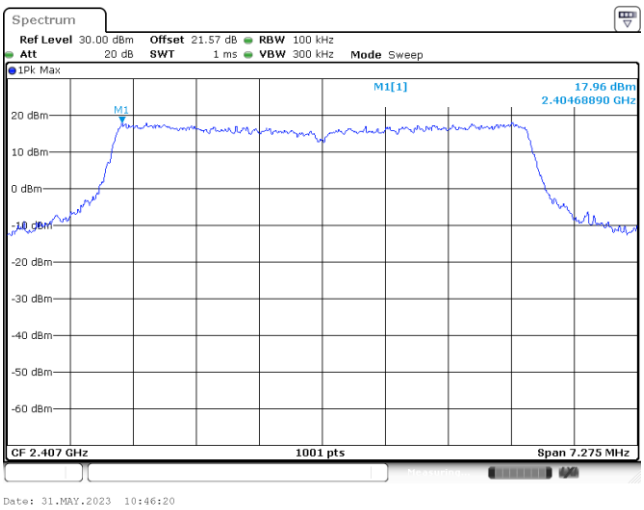	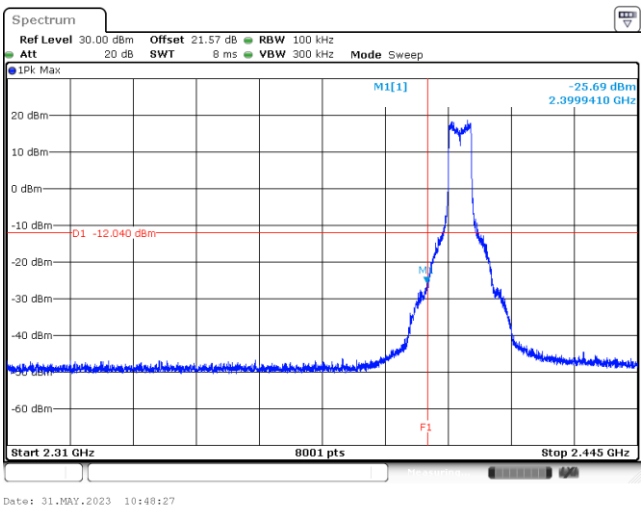
Spurious Emission 30MHz~3GHz	**Spurious Emission 2GHz~25GHz**
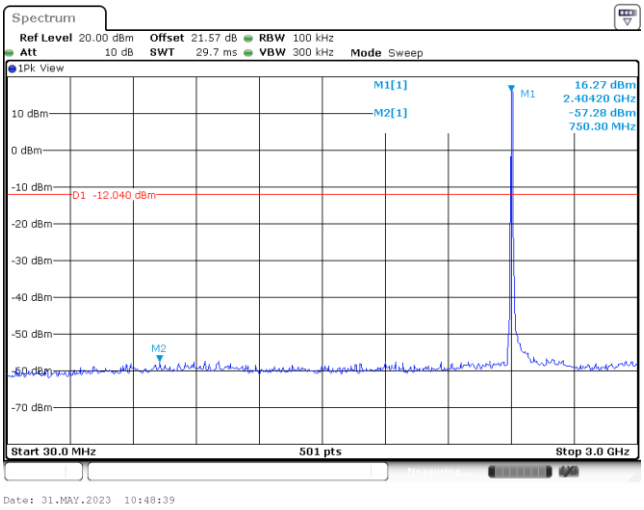	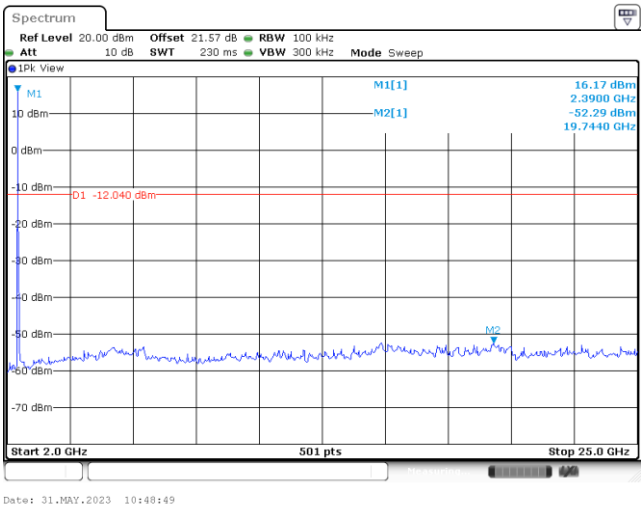

Test Mode :	802.11ax HE5 Full RU	Test Channel :	0.5

100kHz PSD reference Level	Channel Plot
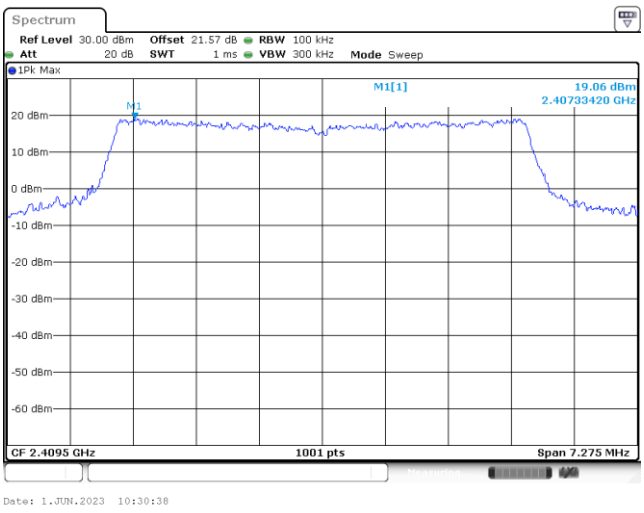	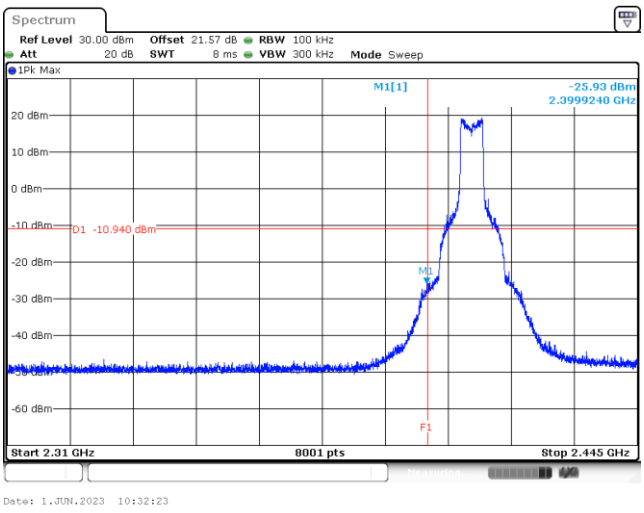

Test Mode :	802.11ax HE5 Full RU	Test Channel :	06

100kHz PSD reference Level	Channel Plot
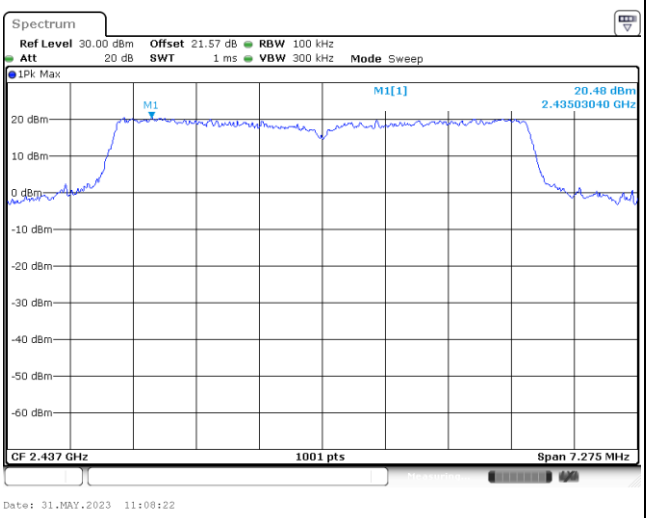	Left Blank

Spurious Emission 30MHz~3GHz	Spurious Emission 2GHz~25GHz
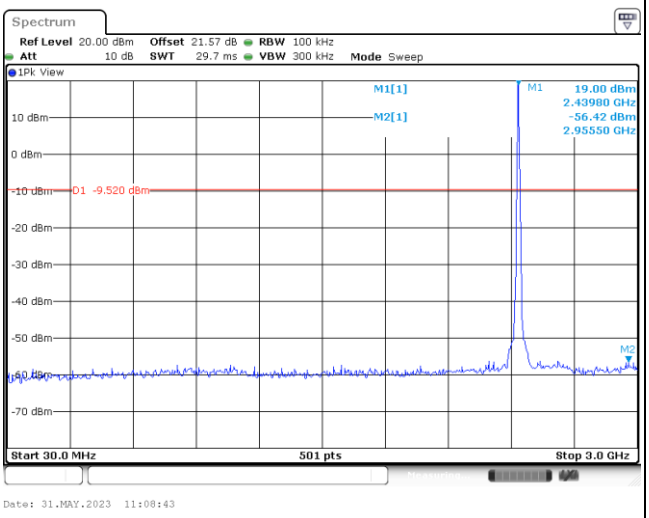	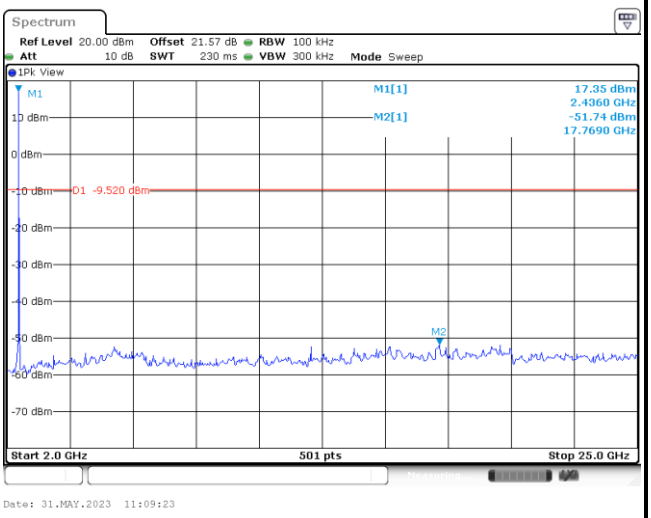

Test Mode :	802.11ax HE5 Full RU	Test Channel :	12

100kHz PSD reference Level	Channel Plot
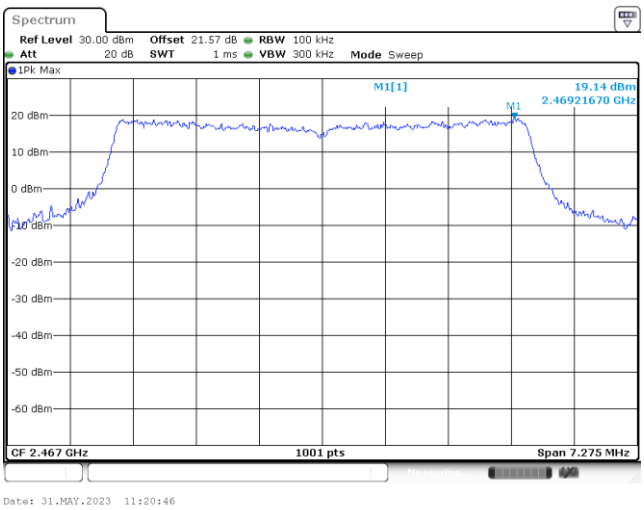	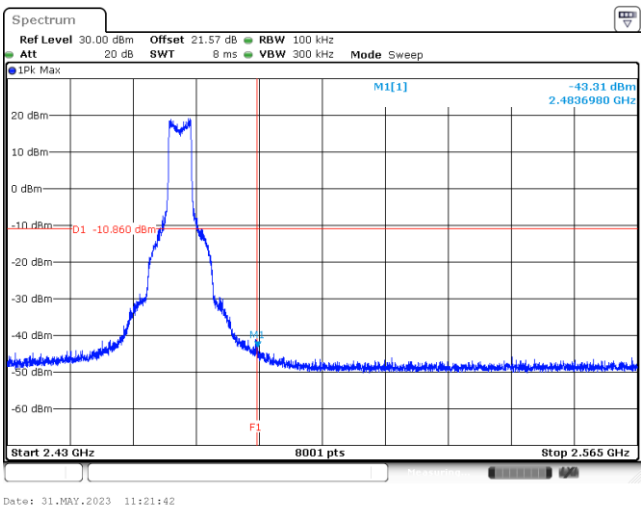

Test Mode :	802.11ax HE5 Full RU	Test Channel :	12.5

100kHz PSD reference Level	Channel Plot
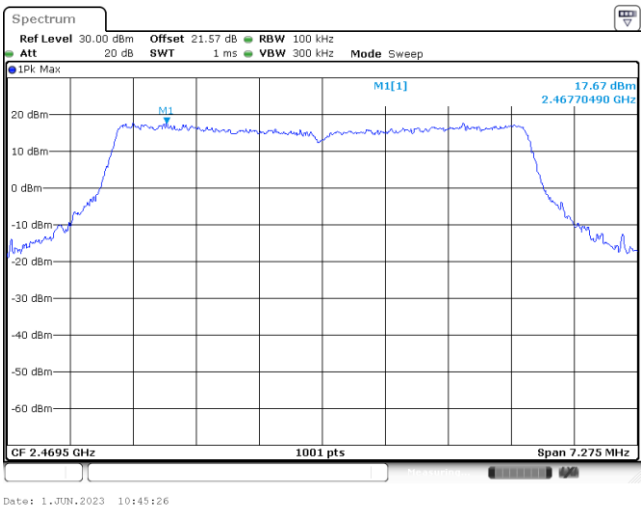	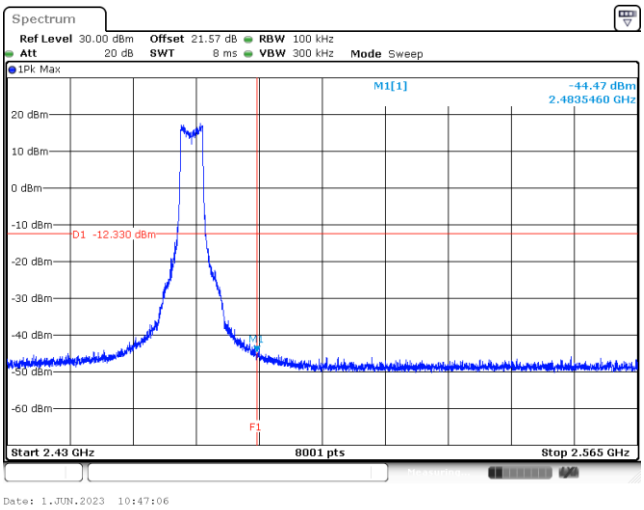

Test Mode :	802.11ax HE5 Full RU	Test Channel :	13

100kHz PSD reference Level	Channel Plot
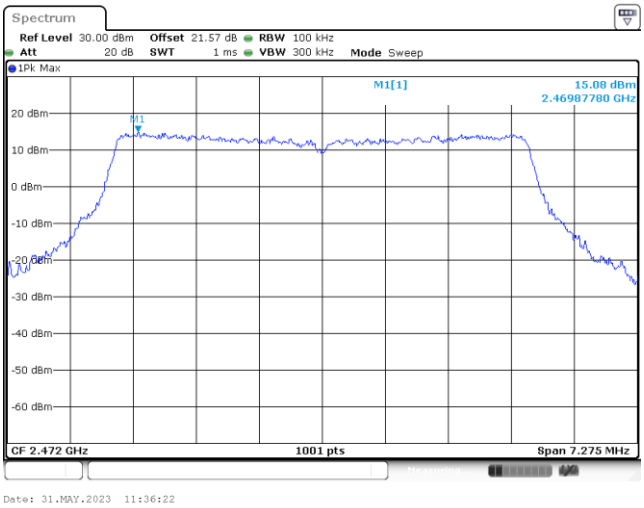	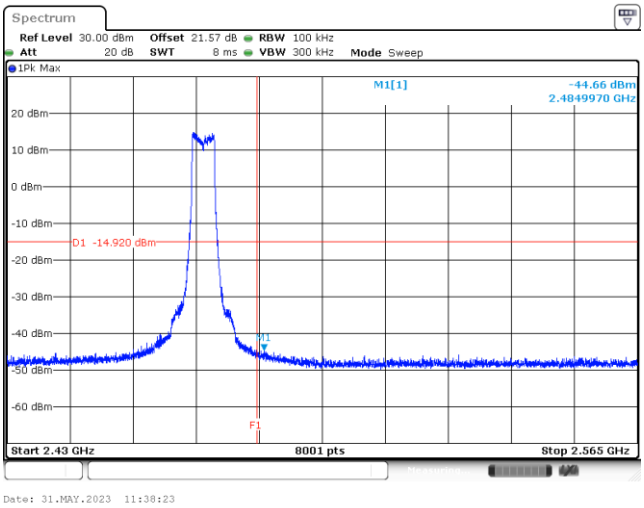
Spurious Emission 30MHz~3GHz	**Spurious Emission 2GHz~25GHz**
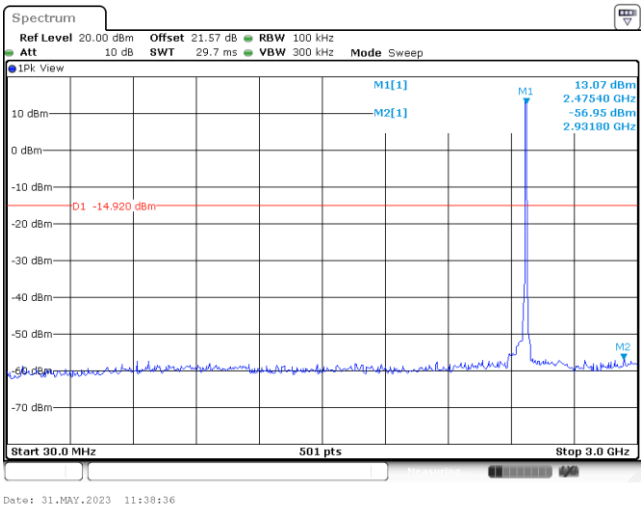	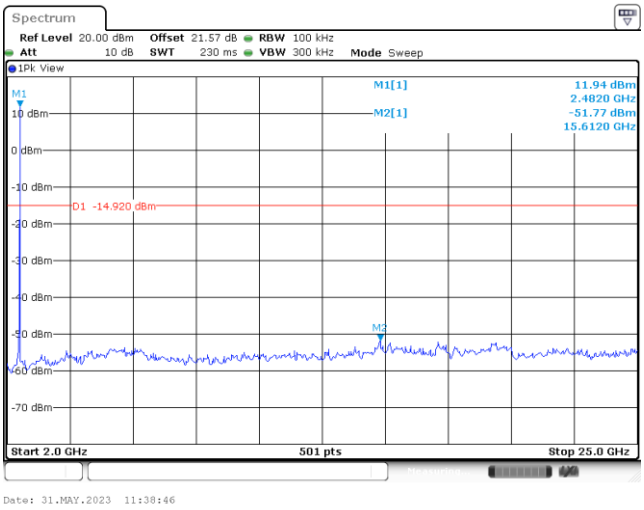

Test Mode :	802.11ax HE20 Single RU	Test Channel :	01

100kHz PSD reference Level	Channel Plot
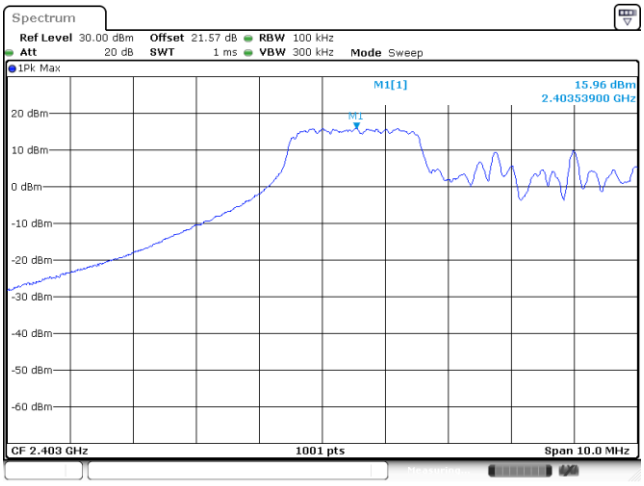	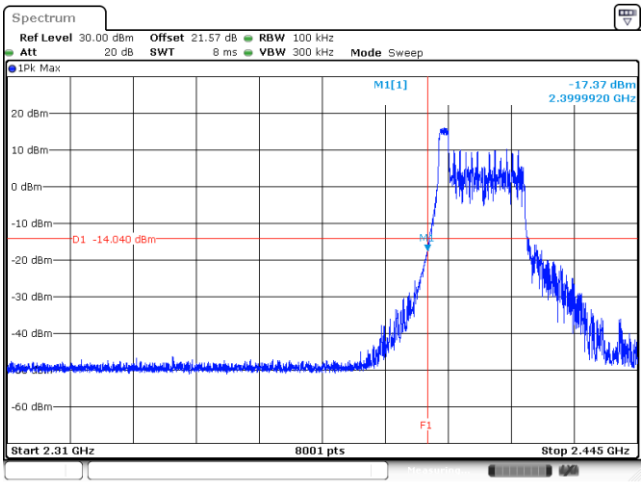
Spurious Emission 30MHz~3GHz	Spurious Emission 2GHz~25GHz
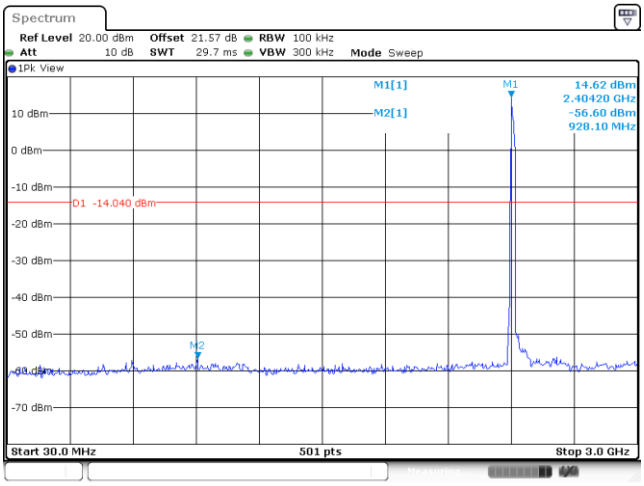	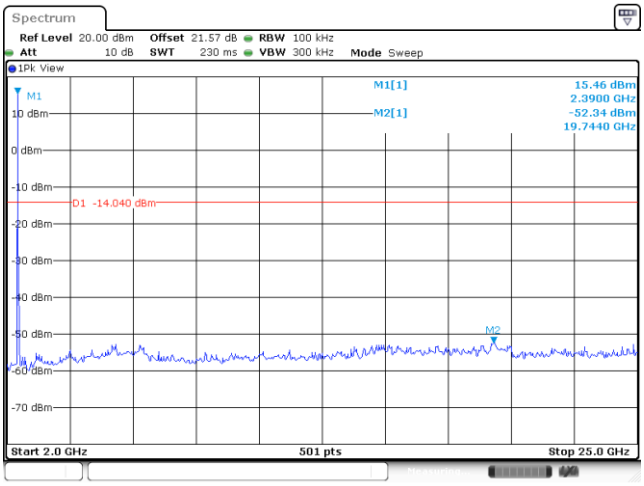

Test Mode :	802.11ax HE20 Single RU	Test Channel :	02

100kHz PSD reference Level	Channel Plot
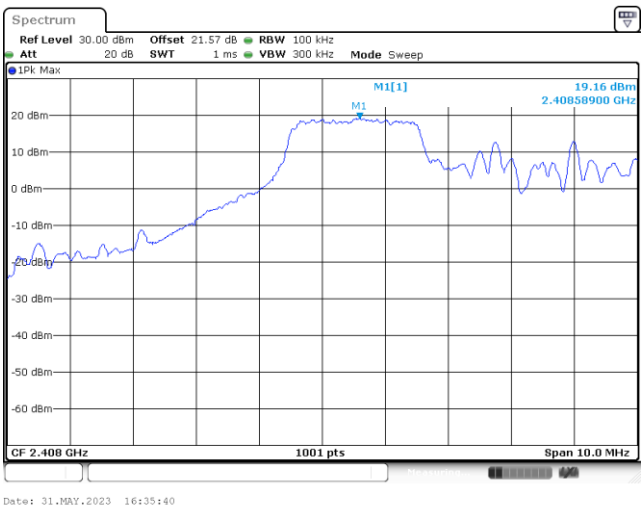	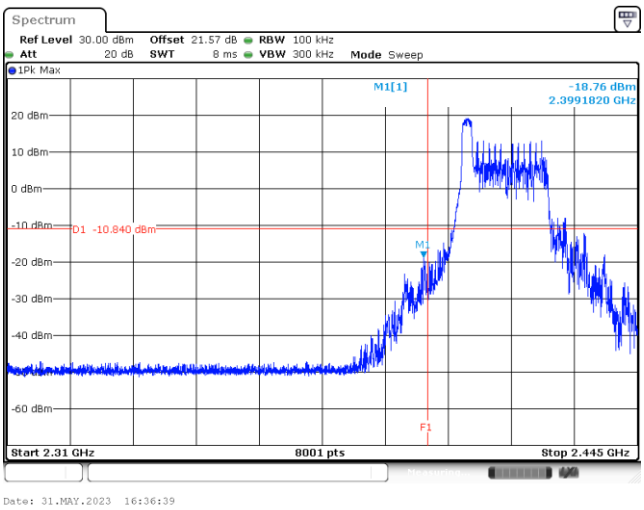

Test Mode :	802.11ax HE20 Single RU	Test Channel :	06

100kHz PSD reference Level	Channel Plot
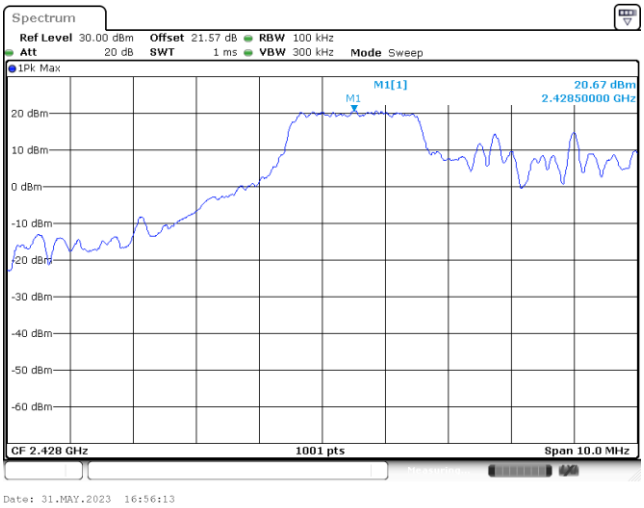	Left Blank

Spurious Emission 30MHz~3GHz	Spurious Emission 2GHz~25GHz
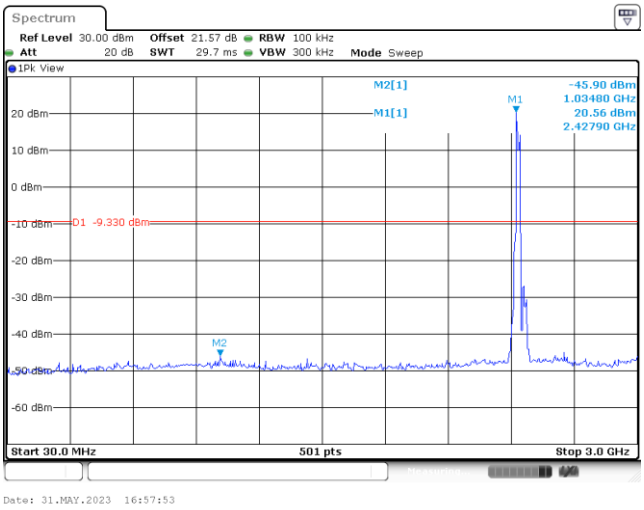	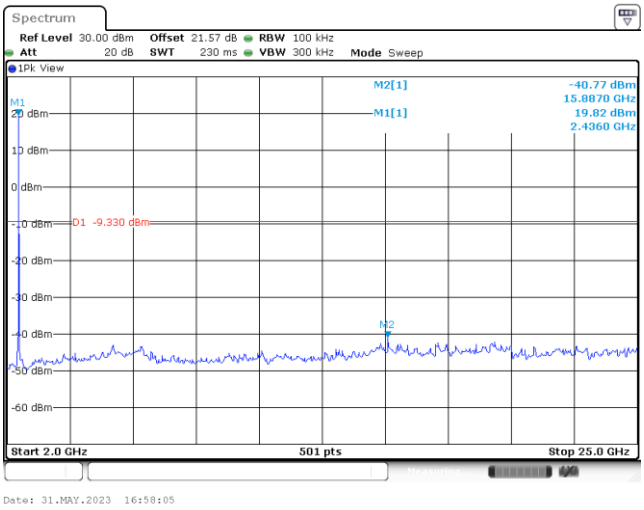

Test Mode :	802.11ax HE20 Single RU	Test Channel :	09

100kHz PSD reference Level	Channel Plot
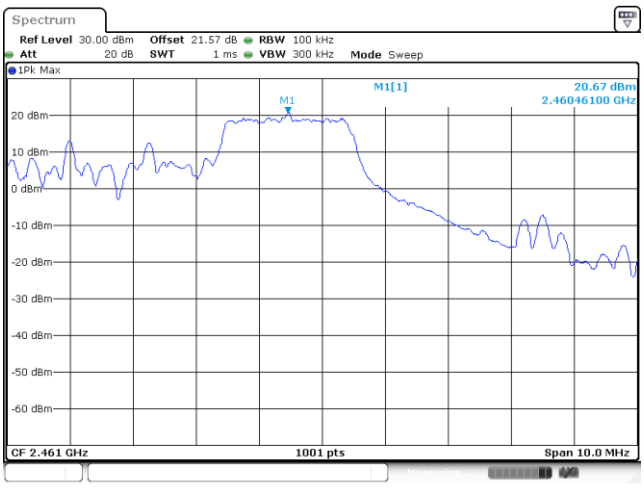	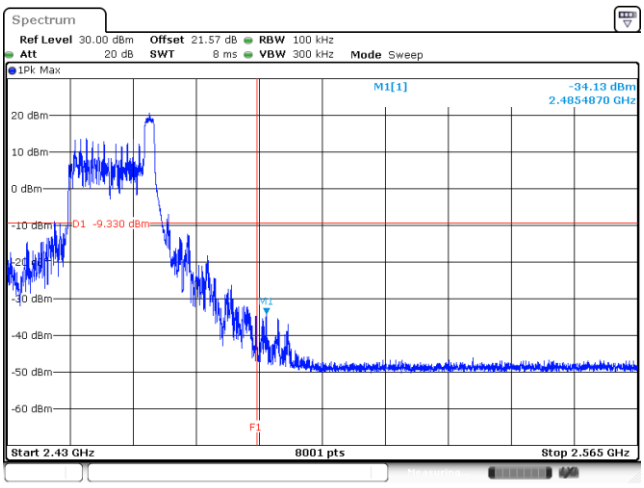

Test Mode :	802.11ax HE20 Single RU	Test Channel :	10

100kHz PSD reference Level	Channel Plot
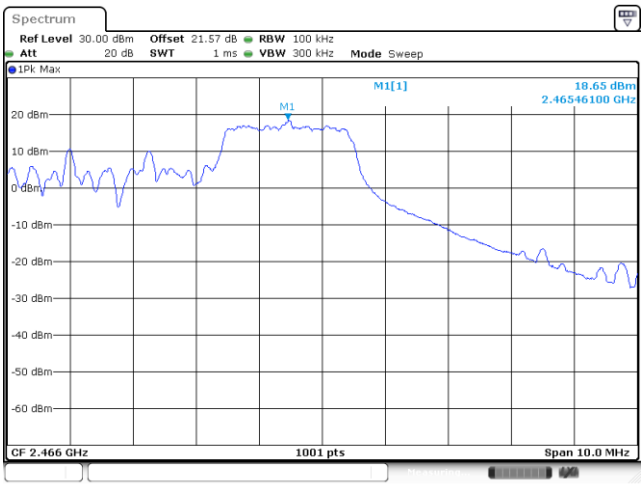	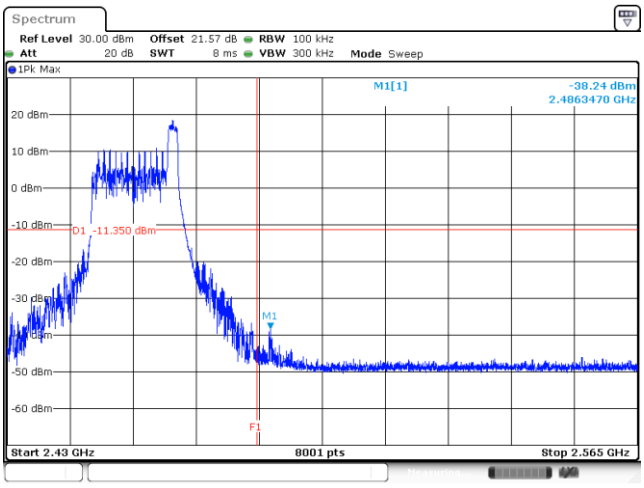

Test Mode :	802.11ax HE20 Single RU	Test Channel :	11

100kHz PSD reference Level

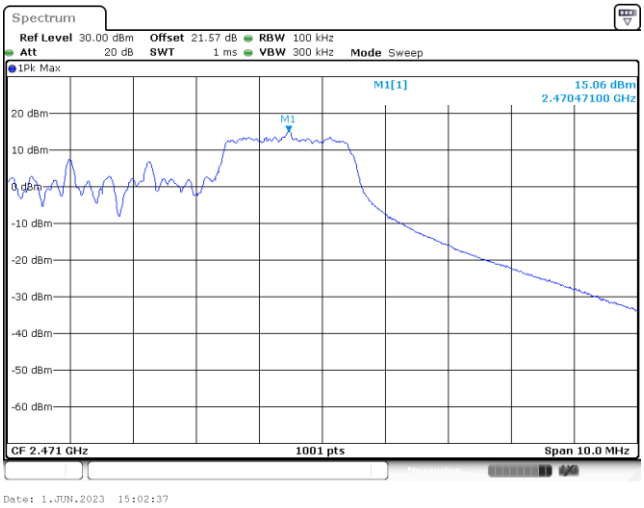

Channel Plot

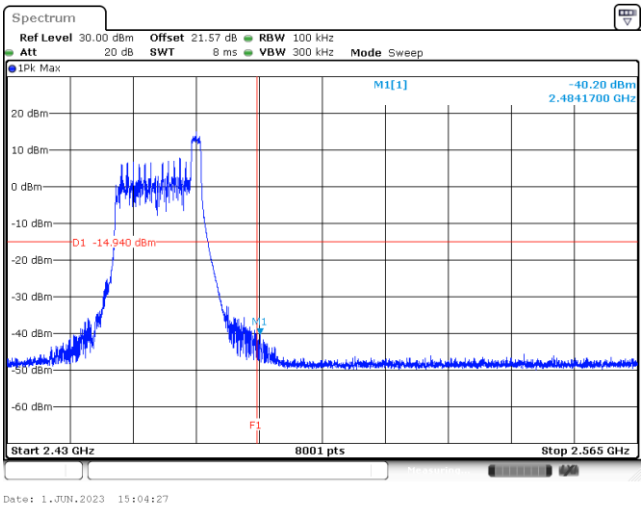

Spurious Emission 30MHz~3GHz

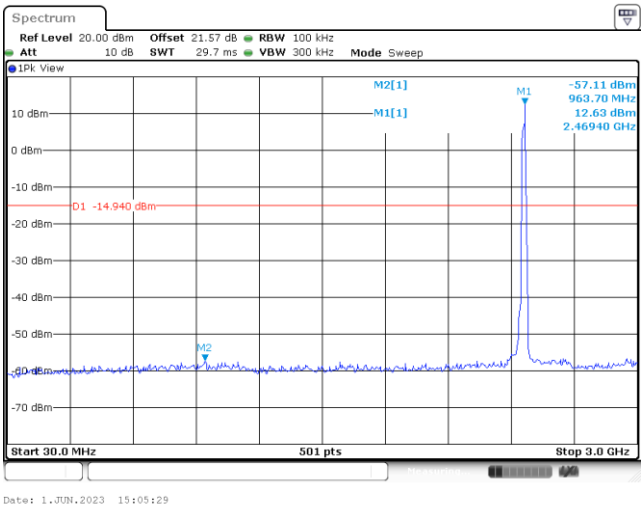

Spurious Emission 2GHz~25GHz

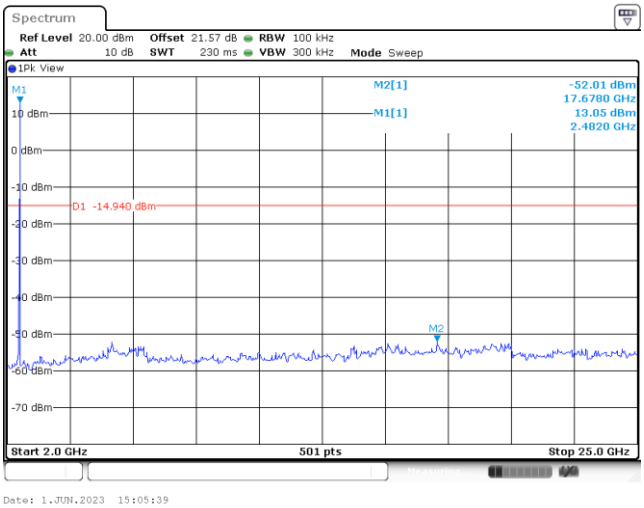

Test Mode :	802.11ax HE10 Single RU	Test Channel :	00

100kHz PSD reference Level	Channel Plot
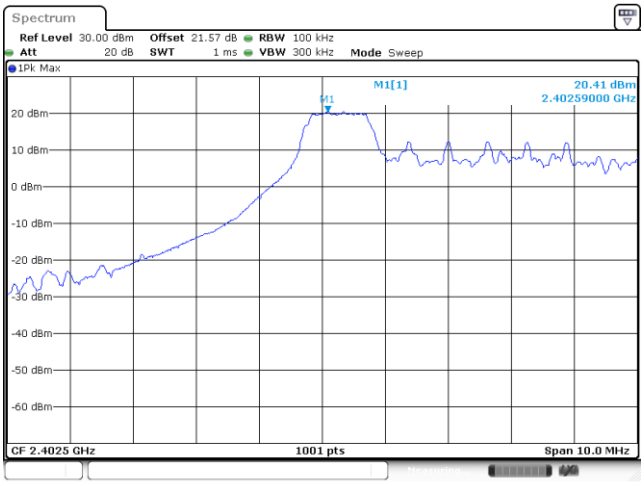	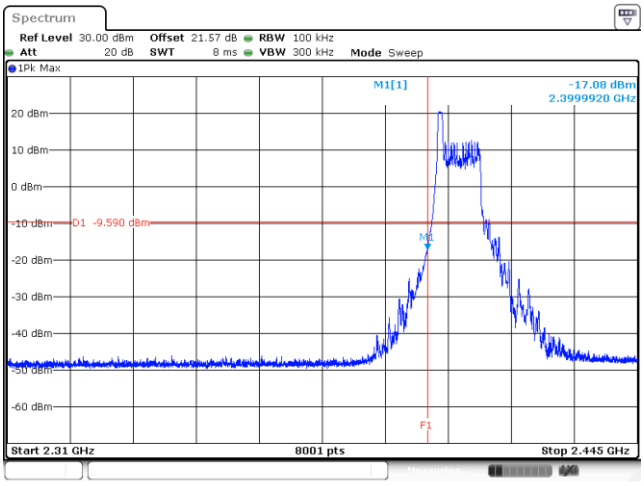
Spurious Emission 30MHz~3GHz	**Spurious Emission 2GHz~25GHz**
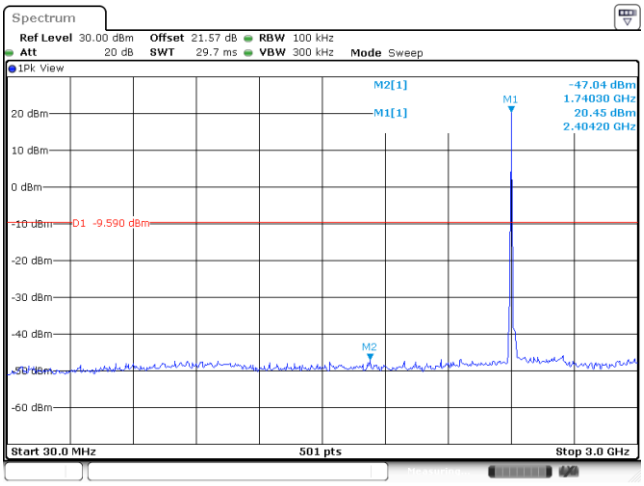	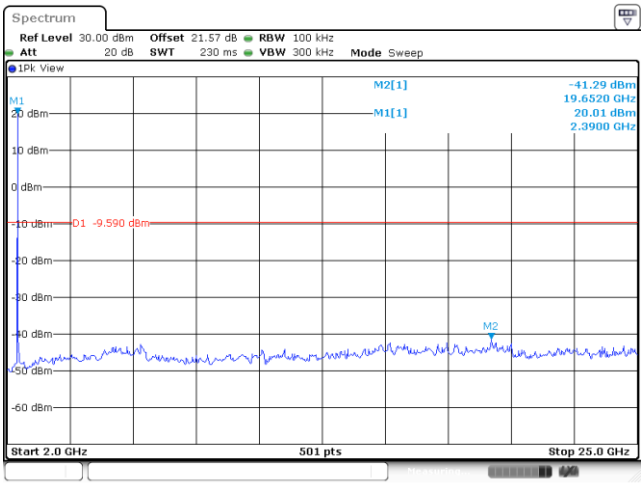

Test Mode :	802.11ax HE10 Single RU	Test Channel :	01

100kHz PSD reference Level	Channel Plot
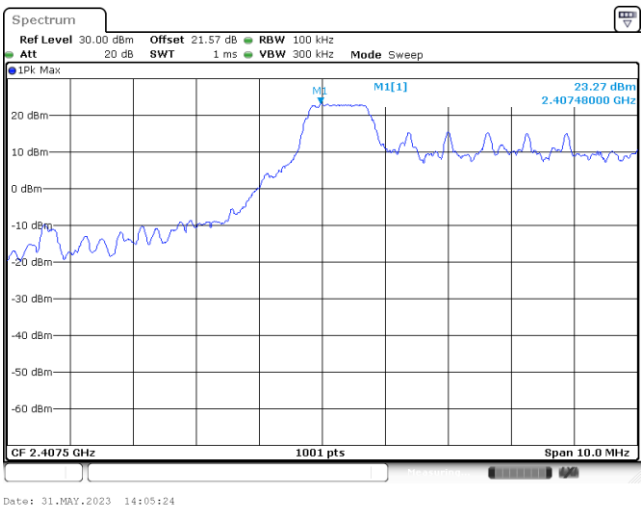	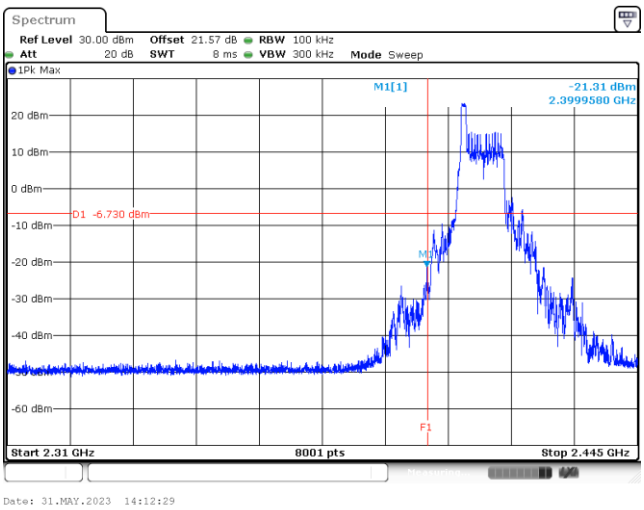

Test Mode :	802.11ax HE10 Single RU	Test Channel :	06

100kHz PSD reference Level	Channel Plot
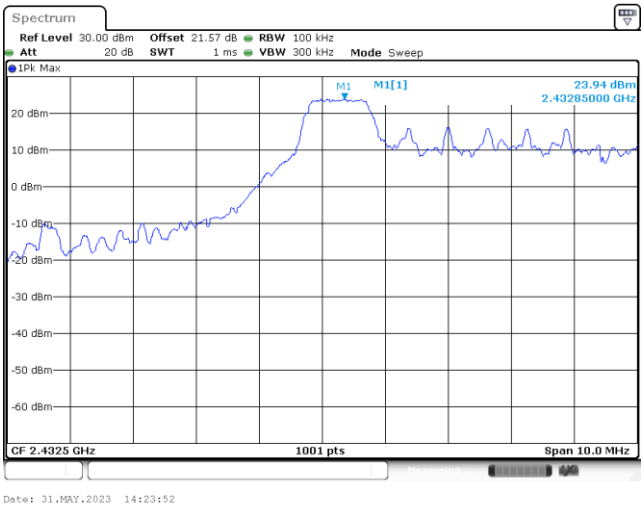	Left Blank

Spurious Emission 30MHz~3GHz	Spurious Emission 2GHz~25GHz
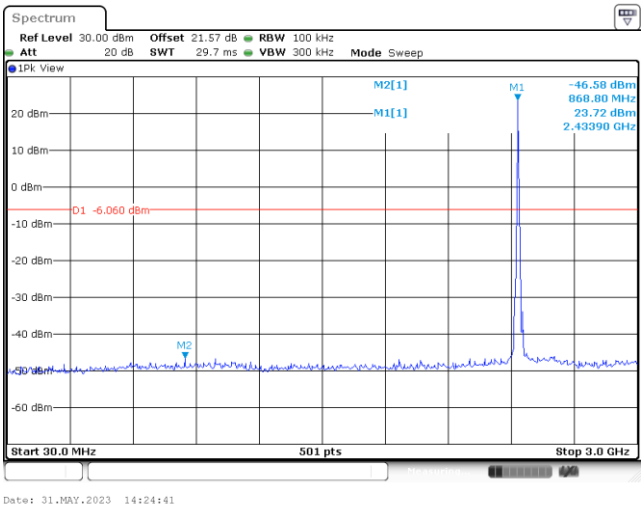	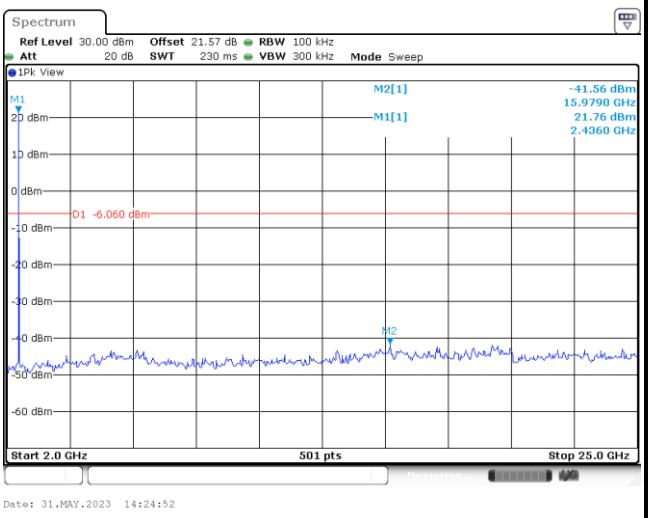

Test Mode :	802.11ax HE10 Single RU	Test Channel :	11

100kHz PSD reference Level	Channel Plot
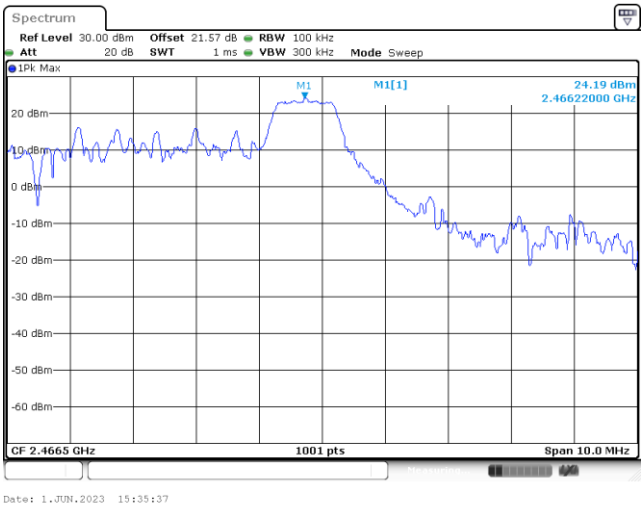	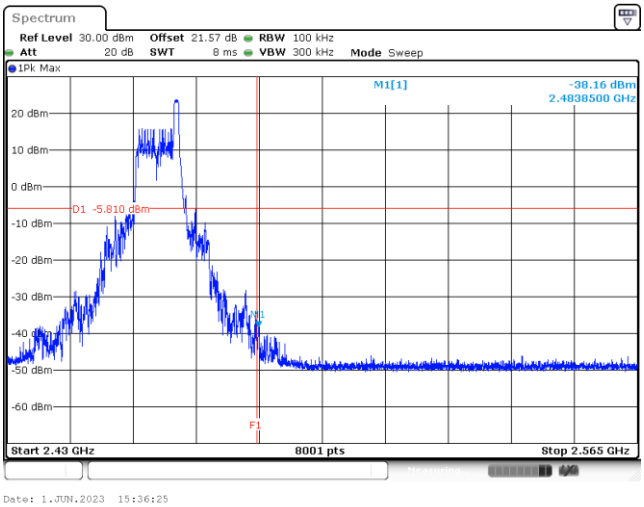

Test Mode :	802.11ax HE10 Single RU	Test Channel :	12

100kHz PSD reference Level	Channel Plot
	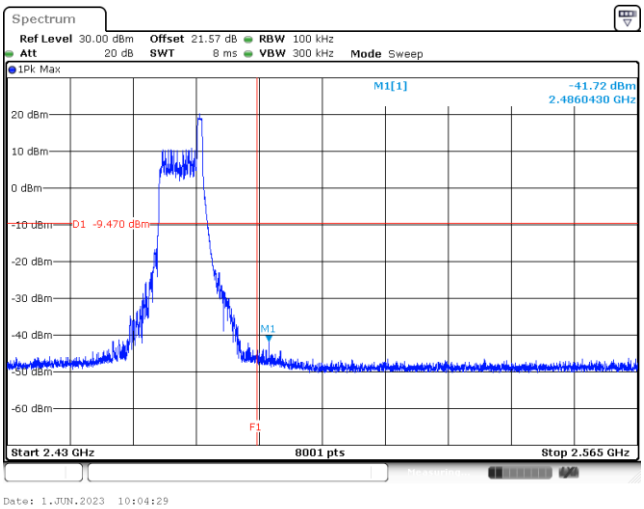

Test Mode :	802.11ax HE10 Single RU	Test Channel :	13

100kHz PSD reference Level	Channel Plot
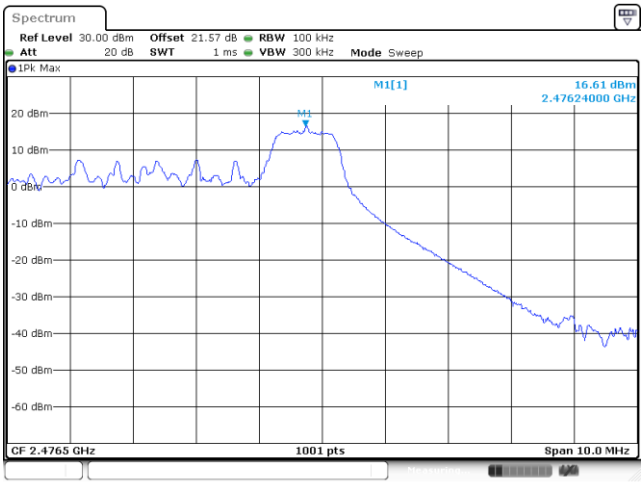	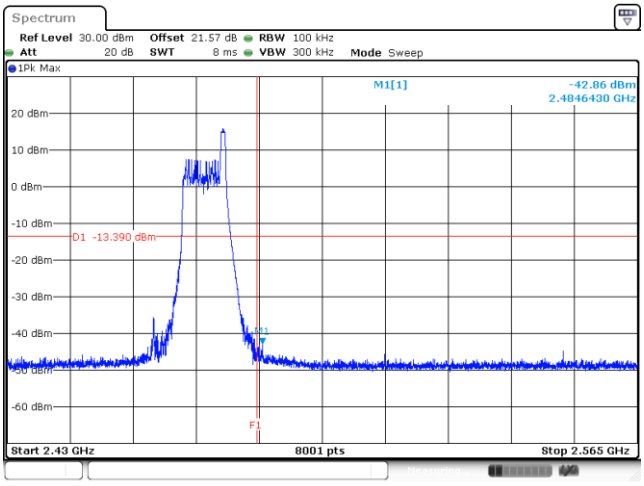
Date: 1.JUN.2023 09:43:45	Date: 1.JUN.2023 09:44:44

Spurious Emission 30MHz~3GHz	Spurious Emission 2GHz~25GHz
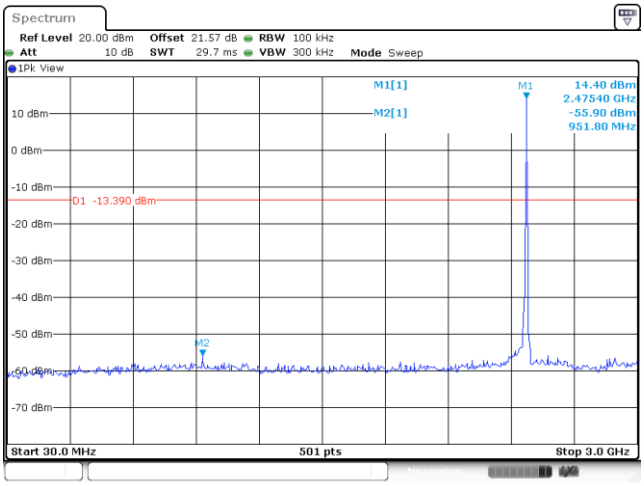	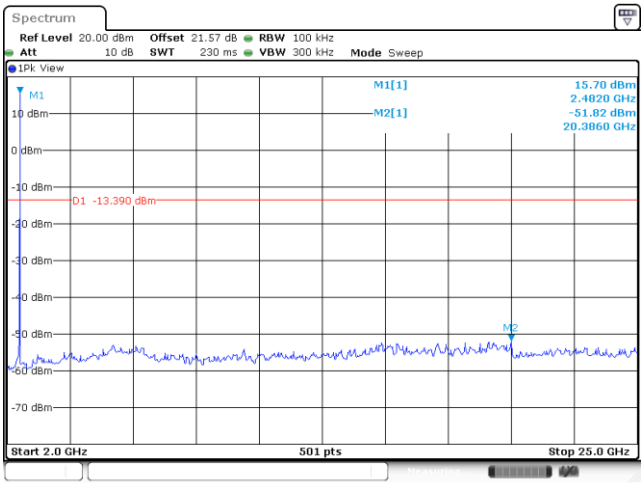
Date: 7.JUN.2023 09:30:48	Date: 7.JUN.2023 09:31:04

3.5 Radiated Band Edges and Spurious Emission Measurement

3.5.1 Limit of Radiated band edge and Spurious Emission Measurement

In any 100 kHz bandwidth outside the intentional radiator frequency band, all harmonics/spurious must be at least 20 dB below the highest emission level within the authorized band. If the output power of this device is measured by spectrum analyzer, the attenuation under this paragraph shall be 30 dB instead of 20 dB. In addition, radiated emissions which fall in the restricted bands must also comply with the limits as below.

Frequency (MHz)	Field Strength (microvolts/meter)	Measurement Distance (meters)
0.009 – 0.490	2400/F(kHz)	300
0.490 – 1.705	24000/F(kHz)	30
1.705 – 30.0	30	30
30 – 88	100	3
88 – 216	150	3
216 - 960	200	3
Above 960	500	3

3.5.2 Measuring Instruments

Please refer to the measuring equipment list in this test report.

3.5.3 Test Procedures

1. The testing follows the ANSI C63.10 Section 11.12.1 Radiated emission measurements
2. The EUT is arranged to its worst case and then tune the antenna tower (from 1 m to 4 m) and turntable (from 0 degree to 360 degrees) to find the maximum reading. A pre-amp and a high pass filter are used for the test in order to get better signal level.
3. The EUT is placed on a turntable with 0.8 meter for frequency below 1 GHz and 1.5 meter for frequency above 1 GHz respectively above ground.
4. The EUT is set 3 meters away from the receiving antenna, which is mounted on the top of a variable height antenna tower.
5. Corrected Reading: Antenna Factor + Cable Loss + Read Level - Preamp Factor = Level
6. Radiated testing below 1 GHz is performed by adjusting the antenna tower from 1 m to 4 m and by rotating the turn table from 0 degree to 360 degrees to find the peak maximum hold reading. When there is no suspected emission found and the emission level is with at least 6 dB margin against QP limit line, the position is marked as "-".
7. Radiated testing above 1 GHz is performed by adjusting the antenna tower from 1 m to 4 m and by rotating the turn table from 0 degree to 360 degrees to find the peak maximum hold reading for scanning all frequencies. When there is no suspected emission found and the harmonic emission level is with at least 6 dB margin against average limit line, the position is marked as "-".
8. Use the following spectrum analyzer settings:
   (1) Span shall wide enough to fully capture the emission being measured;
   (2) Set RBW=100 kHz for f < 1 GHz; VBW ≥ RBW; Sweep = auto; Detector function = peak; Trace = max hold;
   (3) Set RBW = 1 MHz, VBW = 3 MHz for f ≥ 1 GHz for peak measurement.
   For average measurement:
   - VBW = 10 Hz, when duty cycle is no less than 98 percent.
   - VBW ≥ 1/T, when duty cycle is less than 98 percent where T is the minimum transmission duration over which the transmitter is on and is transmitting at its maximum power control level for the tested mode of operation.

3.5.4 Test Setup

For radiated emissions below 30MHz

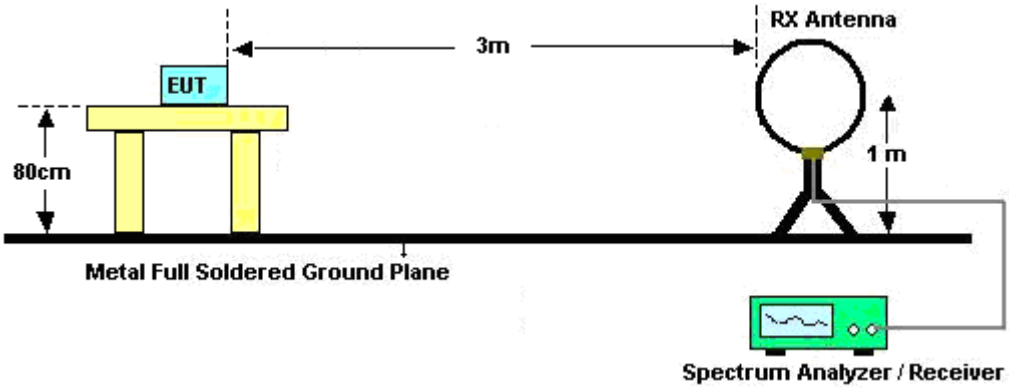

For radiated emissions from 30MHz to 1GHz

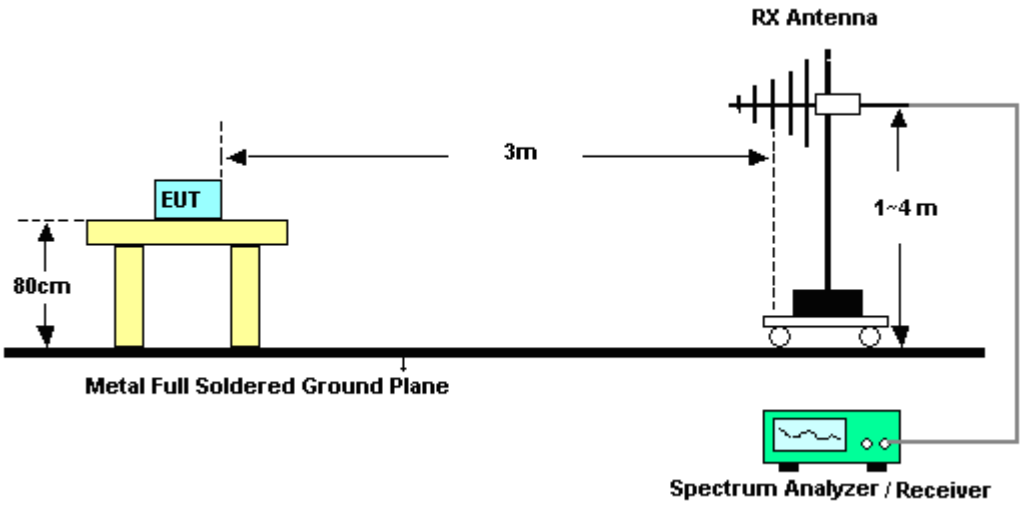

For radiated test from 1GHz to 18GHz

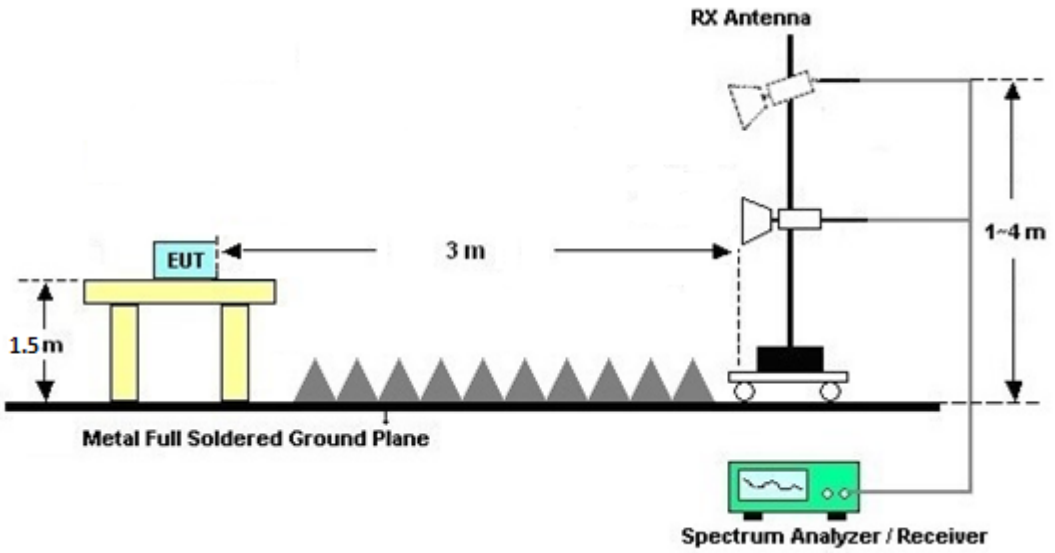

For radiated test above 18GHz

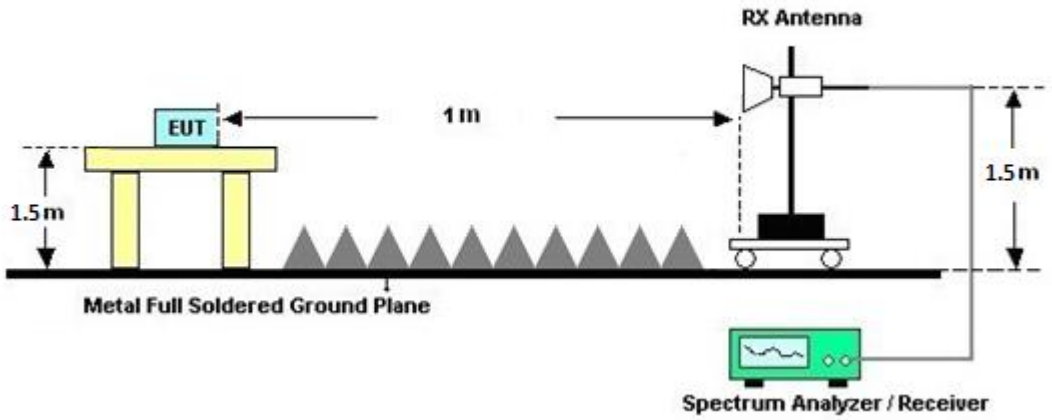

3.5.5 Test Results of Radiated Spurious Emissions (9 kHz ~ 30 MHz)

The low frequency, which starts from 9 kHz to 30 MHz, is pre-scanned and the result which is 20 dB lower than the limit line is not reported.

There is adequate comparison measurement of both open-field test site and alternative test site - semi-Anechoic chamber according to 414788 D01 Radiated Test Site v01r01, and the result comes out very similar.

3.5.6 Test Result of Radiated Spurious at Band Edges

Please refer to Appendix C and D.

3.5.7 Duty Cycle

Please refer to Appendix E.

3.5.8 Test Result of Radiated Spurious Emission (30 MHz ~ 10th Harmonic)

Please refer to Appendix C and D.

3.6 AC Conducted Emission Measurement

3.6.1 Limit of AC Conducted Emission

For equipment that is designed to be connected to the public utility (AC) power line, the radio frequency voltage that is conducted back onto the AC power line on any frequency or frequencies within the band 150 kHz to 30 MHz shall not exceed the limits in the following table.

Frequency of Emission (MHz)	Conducted Limit (dBµV)	
	Quasi-Peak	Average
0.15-0.5	66 to 56*	56 to 46*
0.5-5	56	46
5-30	60	50

*Decreases with the logarithm of the frequency.

3.6.2 Measuring Instruments

Please refer to the measuring equipment list in this test report.

3.6.3 Test Procedures

1. The EUT is placed 0.4 meter away from the conducting wall of the shielding room, and is kept at least 80 centimeters from any other grounded conducting surface.
2. Connect EUT to the power mains through a line impedance stabilization network (LISN).
3. All the support units are connecting to the other LISN.
4. The LISN provides 50 ohm coupling impedance for the measuring instrument.
5. The FCC states that a 50 ohm, 50 microhenry LISN shall be used.
6. Both Line and Neutral shall be tested in order to find out the maximum conducted emission.
7. The frequency range from 150 kHz to 30 MHz is scanned.
8. Set the test-receiver system to Peak Detect Function and specified bandwidth (IF bandwidth = 9 kHz) with Maximum Hold Mode.

3.6.4 Test Setup

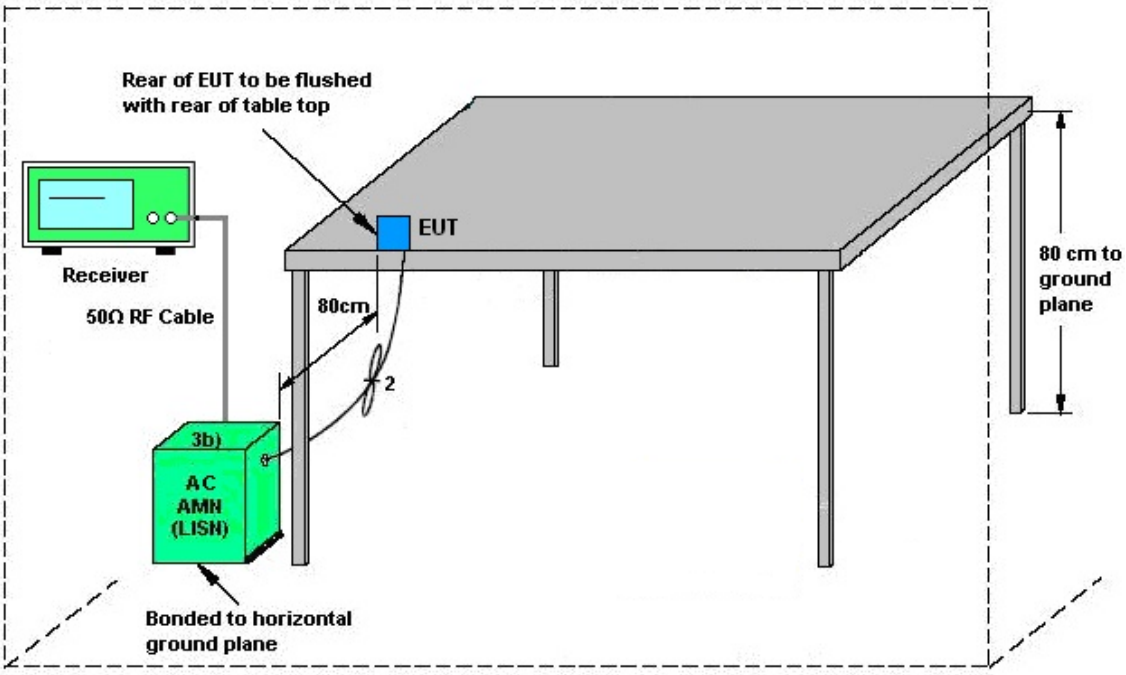

AMN = Artificial mains network (LISN)
AE = Associated equipment
EUT = Equipment under test
ISN = Impedance stabilization network

3.6.5 Test Result of AC Conducted Emission

Please refer to Appendix B.

3.7 Antenna Requirements

3.7.1 Standard Applicable

The use of a permanently attached antenna or of an antenna that uses a unique coupling to the intentional radiator shall be considered sufficient to comply with the rule.

3.7.2 Antenna Anti-Replacement Construction

An embedded-in antenna design is used.

4 List of Measuring Equipment

Instrument	Brand Name	Model No.	Serial No.	Characteristics	Calibration Date	Test Date	Due Date	Remark
Loop Antenna	Rohde & Schwarz	HFH2-Z2	100840	9kHz~30MHz	Jul. 05, 2022	Mar. 31, 2023~ May 24, 2023	Jul. 04, 2023	Radiation (03CH02-CA)
Bilog Antenna	TESEQ	6111D	54683	30MHz~1GHz	Nov. 01, 2022	Mar. 31, 2023~ May 24, 2023	Oct. 31, 2023	Radiation (03CH02-CA)
Horn Antenna	SCHWARZBECK	BBHA 9120D	02113	1GHz~18GHz	Jun. 22, 2022	Mar. 31, 2023~ May 24, 2023	Jun. 21, 2023	Radiation (03CH02-CA)
Horn Antenna	SCHWARZBECK	BBHA 9170D	00842	18GHz~40GHz	Aug. 16, 2022	Mar. 31, 2023~ May 24, 2023	Aug. 15, 2023	Radiation (03CH02-CA)
Amplifier	SONOMA	310N	372240	N/A	May 10, 2022	Mar. 31, 2023~ May 02, 2023	May 09, 2023	Radiation (03CH02-CA)
Amplifier	SONOMA	310N	372240	N/A	May 03, 2023	May 03, 2023~ May 24, 2023	May 02, 2024	Radiation (03CH02-CA)
Preamplifier	Keysight	83017A	MY53270323	1GHz~26.5GHz	May 11, 2022	Mar. 31, 2023~ May 03, 2023	May 10, 2023	Radiation (03CH02-CA)
Preamplifier	Keysight	83017A	MY53270323	1GHz~26.5GHz	May 04, 2023	May 04, 2023~ May 24, 2023	May 03, 2024	Radiation (03CH02-CA)
Preamplifier	E-instrument	ERA-100M-18G-56-01-A70	EC1900252	1GHz~18GHz	May 09, 2022	Mar. 31, 2023~ May 02, 2023	May 08, 2023	Radiation (03CH02-CA)
Preamplifier	E-instrument	ERA-100M-18G-56-01-A70	EC1900252	1GHz~18GHz	May 04, 2023	May 04, 2023~ May 24, 2023	May 03, 2024	Radiation (03CH02-CA)
Preamplifier	Jet-Power	JPA0118-55-303	17100018000 55004	1GHz~18GHz	May 04, 2023	May 17, 2023~ May 24, 2023	May 03, 2024	Radiation (03CH02-CA)
Preamplifier	EMEC	EMC18G40G	060725	18GHz-40GHz	May 10, 2022	Mar. 31, 2023~ May 03, 2023	May 09, 2023	Radiation (03CH02-CA)
Preamplifier	EMEC	EMC18G40G	060725	18GHz-40GHz	May 04, 2023	May 04, 2023~ May 24, 2023	May 03, 2024	Radiation (03CH02-CA)
RF Cable	HUBER+SUHNER	SUCOFLEX 102	804209/2, 802406/2, 802875/2, 802952/2	N/A	Nov. 14, 2022	Mar. 31, 2023~ May 24, 2023	Nov. 13, 2023	Radiation (03CH02-CA)
Filter	Wainwright	WHKX12-2700-3000-18000-60ST	SN10	3GHz High Pass Filter	Jul. 21, 2022	Mar. 31, 2023~ May 24, 2023	Jul. 20, 2023	Radiation (03CH02-CA)
Filter	Wainwright	WLK12-1200-1272-11000-40SS	SN2	1.2GHz Low Pass Filter	Jul. 21, 2022	Mar. 31, 2023~ May 24, 2023	Jul. 20, 2023	Radiation (03CH02-CA)
Hygrometer	TESEO	608-H1	45142602	N/A	Sep. 12, 2022	Mar. 31, 2023~ May 24, 2023	Sep. 11, 2023	Radiation (03CH02-CA)
Controller	ChainTek	EM-1000	060876	NA	N/A	Mar. 31, 2023~ May 24, 2023	N/A	Radiation (03CH02-CA)
Antenna Mast	ChainTek	MBS-520-1	N/A	1m~4m	N/A	Mar. 31, 2023~ May 24, 2023	N/A	Radiation (03CH02-CA)
Turn Table	ChainTek	T-200-S-1	N/A	0~360 Degree	N/A	Mar. 31, 2023~ May 24, 2023	N/A	Radiation (03CH02-CA)
Software	Audix	E3	N/A	N/A	N/A	Mar. 31, 2023~ May 24, 2023	N/A	Radiation (03CH02-CA)
Hygrometer	Testo	608-H1	45141354	N/A	Jul. 27, 2022	May 04, 2023~ Jun. 07, 2023	Jul. 26, 2023	Conducted (TH01-CA)
Power Sensor	DARE!!	RPR3008W	RPR8W-2301002	10MHz-8GHz	Feb. 08, 2023	May 04, 2023~ Jun. 07, 2023	Feb.07, 2024	Conducted (TH01-CA)
Switch Box	EM Electronics	EMSW26	1090304	N/A	Dec. 05, 2022	May 04, 2023~ Jun. 07, 2023	Dec. 04, 2023	Conducted (TH01-CA)
Spectrum Analyzer	Rohde & Schwarz	FSV40	101089	10Hz-40GHz	Jun. 01, 2022	May 04, 2023~ May 21, 2023	May 31, 2023	Conducted (TH01-CA)
Spectrum Analyzer	Rohde & Schwarz	FSV40	101089	10Hz-40GHz	May 22, 2023	May 22, 2023~ Jun. 07, 2023	May 21, 2024	Conducted (TH01-CA)

Instrument	Brand Name	Model No.	Serial No.	Characteristics	Calibration Date	Test Date	Due Date	Remark
LISN	TESEQ	NNB51	47407	N/A	May 16, 2023	May 25, 2023	May 15, 2024	Conduction (CO01-CA)
EMI Test Receiver	R&S	ESR7	102177	9kHz~7GHz	May 31, 2022	May 25, 2023	May 30, 2023	Conduction (CO01-CA)
Pulse limiter with 10dB attenuation	R&S	VTSD 9561-F N	9561-F-N00412	N/A	Jul. 05, 2022	May 25, 2023	Jul. 04, 2023	Conduction (CO01-CA)
Test Software	R&S	EMC32 V10.30.0	N/A	N/A	N/A	May 25, 2023	N/A	Conduction (CO01-CA)

5 Measurement Uncertainty

Uncertainty of Conducted Emission Measurement (150 kHz ~ 30 MHz)

Measuring Uncertainty for a Level of Confidence of 95% (U = 2Uc(y))	2.7 dB

Uncertainty of Radiated Emission Measurement (30 MHz ~ 1000 MHz)

Measuring Uncertainty for a Level of Confidence of 95% (U = 2Uc(y))	4.5 dB

Uncertainty of Radiated Emission Measurement (1000 MHz ~ 18000 MHz)

Measuring Uncertainty for a Level of Confidence of 95% (U = 2Uc(y))	4.9 dB

Uncertainty of Radiated Emission Measurement (18000 MHz ~ 40000 MHz)

Measuring Uncertainty for a Level of Confidence of 95% (U = 2Uc(y))	5.2 dB

Appendix A. Test Result of Conducted Test Items

Test Engineer:	Venkata Kondepudi	Temperature:	18.6~21.8	°C
Test Date:	2023/05/04~2023/06/07	Relative Humidity:	44.5~57.30%	%

<With Low Gain Antenna>

TEST RESULTS DATA
6dB and 99% Occupied Bandwidth

2.4GHz Band MIMO										
Mod.	Data Rate	NTX	CH.	Freq. (MHz)	99% Occupied BW (MHz)		6dB BW (MHz)		6dB BW Limit (MHz)	Pass/Fail
					Ant0	Ant2	Ant0	Ant2		
11g	6Mbps	2	1	2412	16.68	16.58	16.35	16.39	0.50	Pass
11g	6Mbps	2	6	2437	18.93	17.23	16.37	16.38	0.50	Pass
11g	6Mbps	2	11	2462	16.63	16.58	16.40	16.40	0.50	Pass

Report Number : FR230303001A

TEST RESULTS DATA
Average Output Power

2.4GHz Band MIMO												
Mod.	Data Rate	NTX	CH.	Freq. (MHz)	Average Conducted Power (dBm)			Conducted Power Limit (dBm)		DG (dBi)		Pass /Fail
					Ant0	Ant2	SUM	Ant0	Ant2	Ant0	Ant2	
11g	6Mbps	2	1	2412	22.68	22.65	25.68	30.00		1.91		Pass
11g	6Mbps	2	2	2417	23.15	23.10	26.14	30.00		1.91		Pass
11g	6Mbps	2	3	2422	24.90	24.60	27.76	30.00		1.91		Pass
11g	6Mbps	2	6	2437	25.83	25.90	28.88	30.00		1.91		Pass
11g	6Mbps	2	9	2452	23.08	22.62	25.87	30.00		1.91		Pass
11g	6Mbps	2	10	2457	20.82	21.09	23.97	30.00		1.91		Pass
11g	6Mbps	2	11	2462	20.34	20.20	23.28	30.00		1.91		Pass

Note: Measured power (dBm) has offset with cable loss.

TEST RESULTS DATA
Average Power Spectral Density

2.4GHz Band MIMO												
Mod.	Data Rate	NTX	CH.	Freq. (MHz)	Average PSD (dBm/3kHz)			DG (dBi)		PSD Limit (dBm/3kHz)		Pass/Fail
					Ant0	Ant2	Worse + 3.01	Ant0	Ant2	Ant0	Ant2	
11g	6Mbps	2	1	2412	-12.08	-12.46	-9.07	4.92		8.00		Pass
11g	6Mbps	2	2	2417	-11.72	-11.69	-8.68	4.92		8.00		Pass
11g	6Mbps	2	3	2422	-10.07	-9.69	-6.68	4.92		8.00		Pass
11g	6Mbps	2	6	2437	-8.67	-8.34	-5.33	4.92		8.00		Pass
11g	6Mbps	2	9	2452	-11.81	-11.59	-8.58	4.92		8.00		Pass
11g	6Mbps	2	10	2457	-13.46	-13.61	-10.45	4.92		8.00		Pass
11g	6Mbps	2	11	2462	-14.34	-13.97	-10.96	4.92		8.00		Pass

Note: Measured power density (dBm) has offset with cable loss.

Report Number : FR230303001A

TEST RESULTS DATA
6dB and 99% Occupied Bandwidth

2.4GHz Band MIMO											
Mod.	Data Rate	NTX	CH.	Freq. (MHz)	RU Config.	99% Occupied BW (MHz)		6dB BW (MHz)		6dB BW Limit (MHz)	Pass/Fail
						Ant0	Ant2	Ant0	Ant2		
HE20	MCS0	2	1	2412	Full	19.13	19.18	18.67	18.87	0.50	Pass
HE20	MCS0	2	6	2437	Full	19.53	19.43	18.79	18.85	0.50	Pass
HE20	MCS0	2	11	2462	Full	19.13	19.18	18.69	18.84	0.50	Pass

TEST RESULTS DATA
Average Output Power

2.4GHz Band MIMO													
Mod.	Data Rate	NTX	CH.	Freq. (MHz)	RU Config.	Average Conducted Power (dBm)			Conducted Power Limit (dBm)		DG (dBi)		Pass /Fail
						Ant0	Ant2	SUM	Ant0	Ant2	Ant0	Ant2	
HE20	MCS0	2	1	2412	Full	22.08	21.92	25.01	30.00		1.91		Pass
HE20	MCS0	2	2	2417	Full	23.08	23.03	26.07	30.00		1.91		Pass
HE20	MCS0	2	3	2422	Full	24.50	24.24	27.38	30.00		1.91		Pass
HE20	MCS0	2	6	2437	Full	25.72	26.08	28.91	30.00		1.91		Pass
HE20	MCS0	2	9	2452	Full	22.80	22.52	25.67	30.00		1.91		Pass
HE20	MCS0	2	10	2457	Full	21.82	20.28	24.13	30.00		1.91		Pass
HE20	MCS0	2	11	2462	Full	19.70	19.44	22.58	30.00		1.91		Pass

Note: Measured power (dBm) has offset with cable loss.

Report Number : FR230303001A

TEST RESULTS DATA
Average Power Spectral Density

2.4GHz Band MIMO													
Mod.	Data Rate	NTX	CH.	Freq. (MHz)	RU Config.	Average PSD (dBm/3kHz)			DG (dBi)		PSD Limit (dBm/3kHz)		Pass/Fail
						Ant0	Ant2	Worse + 3.01	Ant0	Ant2	Ant0	Ant2	
HE20	MCS0	2	1	2412	Full	-14.72	-14.61	-11.60	1.91		8.00		Pass
HE20	MCS0	2	2	2417	Full	-13.27	-12.92	-9.91	1.91		8.00		Pass
HE20	MCS0	2	3	2422	Full	-11.84	-11.58	-8.57	1.91		8.00		Pass
HE20	MCS0	2	6	2437	Full	-10.72	-9.86	-6.85	1.91		8.00		Pass
HE20	MCS0	2	9	2452	Full	-13.40	-13.20	-10.19	1.91		8.00		Pass
HE20	MCS0	2	10	2457	Full	-14.90	-14.46	-11.45	1.91		8.00		Pass
HE20	MCS0	2	11	2462	Full	-17.06	-16.70	-13.69	1.91		8.00		Pass

Note: Measured power density (dBm) has offset with cable loss.

TEST RESULTS DATA
6dB and 99% Occupied Bandwidth

2.4GHz Band MIMO											
Mod.	Data Rate	NTX	CH.	Freq. (MHz)	RU config	99% Occupied BW (MHz)		6dB BW (MHz)		6dB BW Limit (MHz)	Pass/Fail
						Ant0	Ant2	Ant0	Ant2		
11ax20 1/2BW	MCS0	2	0	2407	26/1	9.54	9.54	1.15	1.15	0.50	Pass
11ax20 1/2BW	MCS0	2	6	2437	26/1	9.59	9.54	1.15	1.18	0.50	Pass
11ax20 1/2BW	MCS0	2	13	2472	26/9	9.74	9.84	1.15	1.15	0.50	Pass
11ax20	MCS0	2	1	2412	26/1	18.73	18.58	2.18	2.12	0.50	Pass
11ax20	MCS0	2	6	2437	26/1	19.28	18.83	2.13	2.14	0.50	Pass
11ax20	MCS0	2	11	2462	26/9	18.58	18.43	2.13	2.15	0.50	Pass
11ax20 1/4BW	MCS0	2	0	2407	Full	5.39	5.39	4.85	4.85	0.50	Pass
11ax20 1/4BW	MCS0	2	6	2437	Full	5.04	4.95	4.85	4.85	0.50	Pass
11ax20 1/4BW	MCS0	2	13	2472	Full	4.85	4.85	4.85	4.85	0.50	Pass
11ax20 1/2BW	MCS0	2	0	2407	Full	9.69	9.69	9.63	9.65	0.50	Pass
11ax20 1/2BW	MCS0	2	6	2437	Full	10.24	10.09	9.63	9.68	0.50	Pass
11ax20 1/2BW	MCS0	2	13	2472	Full	9.74	9.69	9.63	9.63	0.50	Pass

TEST RESULTS DATA
Average Output Power

2.4GHz Band MIMO													
Mod.	Data Rate	NTX	CH.	Freq. (MHz)	RU config.	Average Conducted Power (dBm)			Conducted Power Limit (dBm)		DG (dBi)		Pass /Fail
						Ant0	Ant2	SUM	Ant0	Ant2	Ant0	Ant2	
11ax20 1/2BW	MCS0	2	0	2407	26/1	23.12	23.78	26.47	30.00		1.91		Pass
11ax20 1/2BW	MCS0	2	1	2412	26/1	26.82	26.79	29.82	30.00		1.91		Pass
11ax20 1/2BW	MCS0	2	6	2437	26/1	27.01	26.92	29.98	30.00		1.91		Pass
11ax20 1/2BW	MCS0	2	12	2467	26/9	24.71	24.94	27.84	30.00		1.91		Pass
11ax20 1/2BW	MCS0	2	13	2472	26/9	17.95	18.20	21.09	30.00		1.91		Pass
11ax20	MCS0	2	1	2412	26/1	21.37	21.08	24.24	30.00		1.91		Pass
11ax20	MCS0	2	2	2417	26/1	25.38	25.41	28.41	30.00		1.91		Pass
11ax20	MCS0	2	6	2437	26/1	26.50	26.85	29.69	30.00		1.91		Pass
11ax20	MCS0	2	9	2452	26/9	26.68	26.52	29.61	30.00		1.91		Pass
11ax20	MCS0	2	10	2457	26/9	22.90	23.05	25.99	30.00		1.91		Pass
11ax20	MCS0	2	11	2462	26/9	19.94	20.08	23.02	30.00		1.91		Pass
11ax20 1/4BW	MCS0	2	0	2407	Full	26.34	26.73	29.55	30.00		1.91		Pass
11ax20 1/4BW	MCS0	2	6	2437	Full	26.72	27.00	29.87	30.00		1.91		Pass
11ax20 1/4BW	MCS0	2	12	2467	Full	26.74	26.84	29.80	30.00		1.91		Pass
11ax20 1/4BW	MCS0	2	12.5	2469.5	Full	25.47	25.36	28.43	30.00		1.91		Pass
11ax20 1/4BW	MCS0	2	13	2472	Full	24.48	24.30	27.40	30.00		1.91		Pass
11ax20 1/2BW	MCS0	2	0	2407	Full	22.71	22.60	25.67	30.00		1.91		Pass
11ax20 1/2BW	MCS0	2	1	2412	Full	25.92	25.65	28.80	30.00		1.91		Pass
11ax20 1/2BW	MCS0	2	6	2437	Full	26.87	26.78	29.84	30.00		1.91		Pass
11ax20 1/2BW	MCS0	2	11	2462	Full	25.50	25.31	28.42	30.00		1.91		Pass
11ax20 1/2BW	MCS0	2	12	2467	Full	23.61	23.20	26.42	30.00		1.91		Pass
11ax20 1/2BW	MCS0	2	13	2472	Full	18.06	17.25	20.68	30.00		1.91		Pass

Note: Measured power (dBm) has offset with cable loss.

TEST RESULTS DATA
Average Power Spectral Density

2.4GHz Band MIMO													
Mod.	Data Rate	NTX	CH.	Freq. (MHz)	RU config	Average PSD (dBm/3kHz)			DG (dBi)		Average PSD Limit (dBm/3kHz)		Pass/Fail
						Ant0	Ant2	Worse + 3.01	Ant0	Ant2	Ant0	Ant2	
11ax20 1/2BW	MCS0	2	0	2407	26/1	-0.28	0.47	3.48	1.91		8.00		Pass
11ax20 1/2BW	MCS0	2	1	2412	26/1	0.39	0.89	3.90	1.91		8.00		Pass
11ax20 1/2BW	MCS0	2	6	2437	26/1	0.42	1.08	4.09	1.91		8.00		Pass
11ax20 1/2BW	MCS0	2	12	2467	26/9	-0.74	-0.22	2.79	1.91		8.00		Pass
11ax20 1/2BW	MCS0	2	13	2472	26/9	-5.38	-5.01	-2.00	1.91		8.00		Pass
11ax20	MCS0	2	1	2412	26/1	-4.36	-3.78	-0.77	1.91		8.00		Pass
11ax20	MCS0	2	2	2417	26/1	-0.52	-0.35	2.66	1.91		8.00		Pass
11ax20	MCS0	2	6	2437	26/1	0.36	1.41	4.42	1.91		8.00		Pass
11ax20	MCS0	2	9	2452	26/9	0.92	0.46	3.93	1.91		8.00		Pass
11ax20	MCS0	2	10	2457	26/9	-2.87	-2.90	0.14	1.91		8.00		Pass
11ax20	MCS0	2	11	2462	26/9	-6.59	-6.04	-3.03	1.91		8.00		Pass
11ax20 1/4BW	MCS0	2	0	2407	Full	-3.36	-2.56	0.45	1.91		8.00		Pass
11ax20 1/4BW	MCS0	2	6	2437	Full	-2.98	-2.56	0.45	1.91		8.00		Pass
11ax20 1/4BW	MCS0	2	12	2467	Full	-3.11	-2.46	0.55	1.91		8.00		Pass
11ax20 1/4BW	MCS0	2	12.5	2469.5	Full	-4.05	-4.02	-1.01	1.91		8.00		Pass
11ax20 1/4BW	MCS0	2	13	2472	Full	-5.04	-4.93	-1.92	1.91		8.00		Pass
11ax20 1/2BW	MCS0	2	0	2407	Full	-10.52	-10.38	-7.37	1.91		8.00		Pass
11ax20 1/2BW	MCS0	2	1	2412	Full	-7.57	-7.10	-4.09	1.91		8.00		Pass
11ax20 1/2BW	MCS0	2	6	2437	Full	-6.25	-6.37	-3.24	1.91		8.00		Pass
11ax20 1/2BW	MCS0	2	11	2462	Full	-7.68	-7.19	-4.18	1.91		8.00		Pass
11ax20 1/2BW	MCS0	2	12	2467	Full	-9.81	-9.85	-6.80	1.91		8.00		Pass
11ax20 1/2BW	MCS0	2	13	2472	Full	-15.15	-15.56	-12.14	1.91		8.00		Pass

Note: Measured power density (dBm) has offset with cable loss.

Report Number : FR230303001A

<With High Gain Antenna>

TEST RESULTS DATA
6dB and 99% Occupied Bandwidth

2.4GHz Band MIMO										
Mod.	Data Rate	NTX	CH.	Freq. (MHz)	99% Occupied BW (MHz)		6dB BW (MHz)		6dB BW Limit (MHz)	Pass/Fail
					Ant0	Ant2	Ant0	Ant2		
11g	6Mbps	2	1	2412	16.68	16.58	16.37	16.39	0.50	Pass
11g	6Mbps	2	6	2437	17.38	16.88	16.38	16.38	0.50	Pass
11g	6Mbps	2	11	2462	16.63	16.58	16.38	16.37	0.50	Pass

Report Number : FR230303001A

TEST RESULTS DATA
Average Output Power

2.4GHz Band MIMO												
Mod.	Data Rate	NTX	CH.	Freq. (MHz)	Average Conducted Power (dBm)			Conducted Power Limit (dBm)		DG (dBi)		Pass /Fail
					Ant0	Ant2	SUM	Ant0	Ant2	Ant0	Ant2	
11g	6Mbps	2	1	2412	21.67	21.53	24.61	30.00		4.60		Pass
11g	6Mbps	2	2	2417	22.72	22.62	25.68	30.00		4.60		Pass
11g	6Mbps	2	3	2422	23.78	23.70	26.75	30.00		4.60		Pass
11g	6Mbps	2	6	2437	25.67	25.82	28.76	30.00		4.60		Pass
11g	6Mbps	2	8	2447	24.05	23.81	26.94	30.00		4.60		Pass
11g	6Mbps	2	9	2452	21.82	21.67	24.76	30.00		4.60		Pass
11g	6Mbps	2	10	2457	21.45	21.00	24.24	30.00		4.60		Pass
11g	6Mbps	2	11	2462	19.74	19.50	22.63	30.00		4.60		Pass
HT20	MCS0	2	1	2412	19.75	19.65	22.71	30.00		4.60		Pass
HT20	MCS0	2	2	2417	21.23	21.50	24.38	30.00		4.60		Pass
HT20	MCS0	2	3	2422	23.28	23.37	26.34	30.00		4.60		Pass
HT20	MCS0	2	6	2437	24.08	24.35	27.23	30.00		4.60		Pass
HT20	MCS0	2	9	2452	22.05	21.85	24.96	30.00		4.60		Pass
HT20	MCS0	2	10	2457	20.95	20.78	23.88	30.00		4.60		Pass
HT20	MCS0	2	11	2462	16.95	16.78	19.88	30.00		4.60		Pass
VHT20	MCS0	2	1	2412	19.71	19.68	22.71	30.00		4.60		Pass
VHT20	MCS0	2	2	2417	21.18	21.25	24.22	30.00		4.60		Pass
VHT20	MCS0	2	3	2422	23.28	23.38	26.34	30.00		4.60		Pass
VHT20	MCS0	2	6	2437	24.16	24.28	27.23	30.00		4.60		Pass
VHT20	MCS0	2	9	2452	21.85	21.92	24.90	30.00		4.60		Pass
VHT20	MCS0	2	10	2457	20.87	20.73	23.81	30.00		4.60		Pass
VHT20	MCS0	2	11	2462	16.91	16.71	19.82	30.00		4.60		Pass

Note: Measured power (dBm) has offset with cable loss.

TEST RESULTS DATA
Average Power Spectral Density

2.4GHz Band MIMO												
Mod.	Data Rate	NTX	CH.	Freq. (MHz)	Average PSD (dBm/3kHz)			DG (dBi)		PSD Limit (dBm/3kHz)		Pass/Fail
					Ant0	Ant2	Worse + 3.01	Ant0	Ant2	Ant0	Ant2	
11g	6Mbps	2	1	2412	-13.42	-13.56	-10.41	7.61		6.39		Pass
11g	6Mbps	2	2	2417	-12.24	-11.92	-8.91	7.61		6.39		Pass
11g	6Mbps	2	3	2422	-11.47	-11.04	-8.03	7.61		6.39		Pass
11g	6Mbps	2	6	2437	-9.35	-9.04	-6.03	7.61		6.39		Pass
11g	6Mbps	2	8	2447	-10.71	-10.29	-7.28	7.61		6.39		Pass
11g	6Mbps	2	9	2452	-13.15	-12.86	-9.85	7.61		6.39		Pass
11g	6Mbps	2	10	2457	-12.83	-12.66	-9.65	7.61		6.39		Pass
11g	6Mbps	2	11	2462	-15.47	-15.18	-12.17	7.61		6.39		Pass

Note: Measured power density (dBm) has offset with cable loss.

Report Number : FR230303001A

TEST RESULTS DATA
6dB and 99% Occupied Bandwidth

2.4GHz Band MIMO											
Mod.	Data Rate	NTX	CH.	Freq. (MHz)	RU Config.	99% Occupied BW (MHz)		6dB BW (MHz)		6dB BW Limit (MHz)	Pass/Fail
						Ant0	Ant2	Ant0	Ant2		
HE20	MCS0	2	1	2412	Full	19.13	19.18	19.05	19.05	0.50	Pass
HE20	MCS0	2	6	2437	Full	19.23	19.23	19.10	19.03	0.50	Pass
HE20	MCS0	2	11	2462	Full	19.13	19.18	19.09	19.02	0.50	Pass

TEST RESULTS DATA
Average Output Power

2.4GHz Band MIMO													
Mod.	Data Rate	NTX	CH.	Freq. (MHz)	RU Config.	Average Conducted Power (dBm)			Conducted Power Limit (dBm)		DG (dBi)		Pass /Fail
						Ant0	Ant2	SUM	Ant0	Ant2	Ant0	Ant2	
HE20	MCS0	2	1	2412	Full	20.45	20.20	23.34	30.00		4.60		Pass
HE20	MCS0	2	2	2417	Full	21.91	21.82	24.88	30.00		4.60		Pass
HE20	MCS0	2	3	2422	Full	23.85	23.92	26.90	30.00		4.60		Pass
HE20	MCS0	2	6	2437	Full	24.69	24.81	27.76	30.00		4.60		Pass
HE20	MCS0	2	9	2452	Full	22.55	22.45	25.51	30.00		4.60		Pass
HE20	MCS0	2	10	2457	Full	21.50	21.34	24.43	30.00		4.60		Pass
HE20	MCS0	2	11	2462	Full	17.43	17.35	20.40	30.00		4.60		Pass

Note: Measured power (dBm) has offset with cable loss.

Report Number : FR230303001A

TEST RESULTS DATA
Average Power Spectral Density

2.4GHz Band MIMO													
Mod.	Data Rate	NTX	CH.	Freq. (MHz)	RU Config.	Average PSD (dBm/3kHz)			DG (dBi)		PSD Limit (dBm/3kHz)		Pass/Fail
						Ant0	Ant2	Worse + 3.01	Ant0	Ant2	Ant0	Ant2	
HE20	MCS0	2	1	2412	Full	-16.28	-16.49	-13.27	4.60		8.00		Pass
HE20	MCS0	2	2	2417	Full	-15.00	-14.78	-11.77	4.60		8.00		Pass
HE20	MCS0	2	3	2422	Full	-13.06	-12.41	-9.40	4.60		8.00		Pass
HE20	MCS0	2	6	2437	Full	-12.45	-12.07	-9.06	4.60		8.00		Pass
HE20	MCS0	2	9	2452	Full	-14.12	-13.50	-10.49	4.60		8.00		Pass
HE20	MCS0	2	10	2457	Full	-15.38	-15.10	-12.09	4.60		8.00		Pass
HE20	MCS0	2	11	2462	Full	-19.72	-19.15	-16.14	4.60		8.00		Pass

Note: Measured power density (dBm) has offset with cable loss.

TEST RESULTS DATA
6dB and 99% Occupied Bandwidth

2.4GHz Band MIMO											
Mod.	Data Rate	NTX	CH.	Freq. (MHz)	RU config	99% Occupied BW (MHz)		6dB BW (MHz)		6dB BW Limit (MHz)	Pass/Fail
						Ant0	Ant2	Ant0	Ant2		
11ax20 1/2BW	MCS0	2	0	2407	26/1	9.79	9.69	1.18	1.20	0.50	Pass
11ax20 1/2BW	MCS0	2	6	2437	26/1	10.19	9.89	1.15	1.18	0.50	Pass
11ax20 1/2BW	MCS0	2	13	2472	26/9	9.49	9.44	1.10	1.08	0.50	Pass
11ax20	MCS0	2	1	2412	26/1	18.78	18.78	2.19	2.24	0.50	Pass
11ax20	MCS0	2	6	2437	26/1	19.18	18.83	2.16	2.17	0.50	Pass
11ax20	MCS0	2	11	2462	26/9	18.48	18.38	2.10	2.10	0.50	Pass
11ax20 1/4BW	MCS0	2	0	2407	Full	4.85	4.80	4.85	4.85	0.50	Pass
11ax20 1/4BW	MCS0	2	6	2437	Full	5.59	5.19	4.85	4.85	0.50	Pass
11ax20 1/4BW	MCS0	2	13	2472	Full	4.80	4.85	4.85	4.85	0.50	Pass
11ax20 1/2BW	MCS0	2	0	2407	Full	9.74	9.69	9.60	9.58	0.50	Pass
11ax20 1/2BW	MCS0	2	6	2437	Full	11.49	10.39	9.63	9.63	0.50	Pass
11ax20 1/2BW	MCS0	2	13	2472	Full	9.69	9.69	9.62	9.63	0.50	Pass

TEST RESULTS DATA
Average Output Power

2.4GHz Band MIMO													
Mod.	Data Rate	NTX	CH.	Freq. (MHz)	RU config.	Average Conducted Power (dBm)			Conducted Power Limit (dBm)		DG (dBi)		Pass /Fail
						Ant0	Ant2	SUM	Ant0	Ant2	Ant0	Ant2	
11ax20 1/2BW	MCS0	2	0	2407	26/1	22.62	22.92	25.78	30.00		4.60		Pass
11ax20 1/2BW	MCS0	2	1	2412	26/1	25.57	25.50	28.55	30.00		4.60		Pass
11ax20 1/2BW	MCS0	2	6	2437	26/1	26.50	26.71	29.62	30.00		4.60		Pass
11ax20 1/2BW	MCS0	2	11	2462	26/9	26.47	26.77	29.63	30.00		4.60		Pass
11ax20 1/2BW	MCS0	2	12	2467	26/9	21.50	21.57	24.55	30.00		4.60		Pass
11ax20 1/2BW	MCS0	2	13	2472	26/9	17.40	17.60	20.51	30.00		4.60		Pass
11ax20	MCS0	2	1	2412	26/1	21.57	21.54	24.57	30.00		4.60		Pass
11ax20	MCS0	2	2	2417	26/1	24.96	24.72	27.85	30.00		4.60		Pass
11ax20	MCS0	2	6	2437	26/1	26.47	26.29	29.39	30.00		4.60		Pass
11ax20	MCS0	2	9	2452	26/9	25.33	24.83	28.10	30.00		4.60		Pass
11ax20	MCS0	2	10	2457	26/9	22.94	22.57	25.77	30.00		4.60		Pass
11ax20	MCS0	2	11	2462	26/9	19.05	19.15	22.11	30.00		4.60		Pass
11ax20 1/4BW	MCS0	2	0	2407	Full	24.57	24.50	27.55	30.00		4.60		Pass
11ax20 1/4BW	MCS0	2	0.5	2409.5	Full	25.49	25.60	28.56	30.00		4.60		Pass
11ax20 1/4BW	MCS0	2	6	2437	Full	26.83	26.53	29.69	30.00		4.60		Pass
11ax20 1/4BW	MCS0	2	12	2467	Full	25.72	25.43	28.59	30.00		4.60		Pass
11ax20 1/4BW	MCS0	2	12.5	2469.5	Full	23.95	23.80	26.89	30.00		4.60		Pass
11ax20 1/4BW	MCS0	2	13	2472	Full	21.40	20.96	24.20	30.00		4.60		Pass
11ax20 1/2BW	MCS0	2	0	2407	Full	21.13	21.64	24.40	30.00		4.60		Pass
11ax20 1/2BW	MCS0	2	1	2412	Full	24.25	24.34	27.31	30.00		4.60		Pass
11ax20 1/2BW	MCS0	2	2	2417	Full	25.44	25.13	28.30	30.00		4.60		Pass
11ax20 1/2BW	MCS0	2	6	2437	Full	26.81	27.03	29.93	30.00		4.60		Pass
11ax20 1/2BW	MCS0	2	10	2457	Full	26.02	26.11	29.08	30.00		4.60		Pass
11ax20 1/2BW	MCS0	2	11	2462	Full	24.35	24.55	27.46	30.00		4.60		Pass
11ax20 1/2BW	MCS0	2	12	2467	Full	22.60	22.45	25.54	30.00		4.60		Pass
11ax20 1/2BW	MCS0	2	13	2472	Full	17.19	16.82	20.02	30.00		4.60		Pass

Note: Measured power (dBm) has offset with cable loss.

TEST RESULTS DATA
Average Power Spectral Density

2.4GHz Band MIMO													
Mod.	Data Rate	NTX	CH.	Freq. (MHz)	RU config	Average PSD (dBm/3kHz)			DG (dBi)		Average PSD Limit (dBm/3kHz)		Pass/Fail
						Ant0	Ant2	Worse + 3.01	Ant0	Ant2	Ant0	Ant2	
11ax20 1/2BW	MCS0	2	0	2407	26/1	-0.88	-0.51	2.50	4.60		8.00		Pass
11ax20 1/2BW	MCS0	2	1	2412	26/1	1.78	1.60	4.79	4.60		8.00		Pass
11ax20 1/2BW	MCS0	2	6	2437	26/1	2.64	3.08	6.09	4.60		8.00		Pass
11ax20 1/2BW	MCS0	2	11	2462	26/9	2.32	2.68	5.69	4.60		8.00		Pass
11ax20 1/2BW	MCS0	2	12	2467	26/9	-2.89	-1.92	1.09	4.60		8.00		Pass
11ax20 1/2BW	MCS0	2	13	2472	26/9	-7.17	-5.86	-2.85	4.60		8.00		Pass
11ax20	MCS0	2	1	2412	26/1	-4.53	-4.34	-1.33	4.60		8.00		Pass
11ax20	MCS0	2	2	2417	26/1	-0.88	-1.06	2.13	4.60		8.00		Pass
11ax20	MCS0	2	6	2437	26/1	0.34	0.16	3.35	4.60		8.00		Pass
11ax20	MCS0	2	9	2452	26/9	-0.80	-1.11	2.21	4.60		8.00		Pass
11ax20	MCS0	2	10	2457	26/9	-2.66	-3.28	0.35	4.60		8.00		Pass
11ax20	MCS0	2	11	2462	26/9	-6.27	-6.29	-3.26	4.60		8.00		Pass
11ax20 1/4BW	MCS0	2	0	2407	Full	-5.12	-4.43	-1.42	4.60		8.00		Pass
11ax20 1/4BW	MCS0	2	0.5	2409.5	Full	-3.77	-3.35	-0.34	4.60		8.00		Pass
11ax20 1/4BW	MCS0	2	6	2437	Full	-2.59	-2.57	0.44	4.60		8.00		Pass
11ax20 1/4BW	MCS0	2	12	2467	Full	-3.70	-4.18	-0.69	4.60		8.00		Pass
11ax20 1/4BW	MCS0	2	12.5	2469.5	Full	-5.68	-5.60	-2.59	4.60		8.00		Pass
11ax20 1/4BW	MCS0	2	13	2472	Full	-8.20	-8.04	-5.03	4.60		8.00		Pass
11ax20 1/2BW	MCS0	2	0	2407	Full	-12.21	-11.99	-8.98	4.60		8.00		Pass
11ax20 1/2BW	MCS0	2	1	2412	Full	-9.63	-9.42	-6.41	4.60		8.00		Pass
11ax20 1/2BW	MCS0	2	2	2417	Full	-7.64	-7.57	-4.56	4.60		8.00		Pass
11ax20 1/2BW	MCS0	2	6	2437	Full	-6.82	-6.33	-3.32	4.60		8.00		Pass
11ax20 1/2BW	MCS0	2	10	2457	Full	-6.88	-6.18	-3.17	4.60		8.00		Pass
11ax20 1/2BW	MCS0	2	11	2462	Full	-9.39	-8.83	-5.82	4.60		8.00		Pass
11ax20 1/2BW	MCS0	2	12	2467	Full	-10.77	-10.61	-7.60	4.60		8.00		Pass
11ax20 1/2BW	MCS0	2	13	2472	Full	-15.35	-16.01	-12.34	4.60		8.00		Pass

Note: Measured power density (dBm) has offset with cable loss.

Appendix B. AC Conducted Emission Test Results

Test Engineer :	Abi Lin	**Temperature :**	21~23℃
		Relative Humidity :	37~40%

EUT Information

Test Site Location :	CO01-CA
Power:	120Vac/60Hz
Mode	2
	Line

Full Spectrum

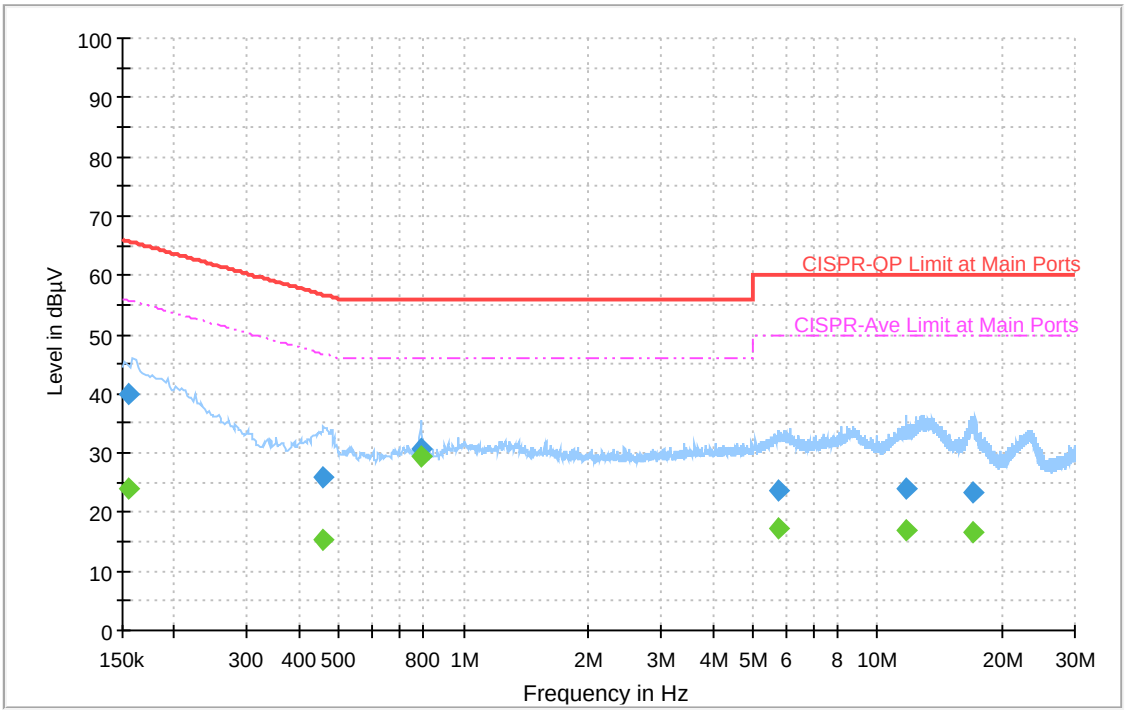

Final_Result

Frequency (MHz)	QuasiPeak (dBµV)	CAverage (dBµV)	Limit (dBµV)	Margin (dB)	Line	Filter	Corr. (dB)
0.154788	39.85	---	65.74	25.89	L1	OFF	20.4
0.154788	---	24.05	55.74	31.69	L1	OFF	20.4
0.457665	25.78	---	56.74	30.95	L1	OFF	20.3
0.457665	---	15.32	46.74	31.41	L1	OFF	20.3
0.789567	30.75	---	56.00	25.25	L1	OFF	20.4
0.789567	---	29.49	46.00	16.51	L1	OFF	20.4
5.765901	23.56	---	60.00	36.44	L1	OFF	20.5
5.765901	---	17.20	50.00	32.80	L1	OFF	20.5
11.783004	24.04	---	60.00	35.96	L1	OFF	20.5
11.783004	---	17.06	50.00	32.94	L1	OFF	20.5
16.949472	23.17	---	60.00	36.83	L1	OFF	20.6
16.949472	---	16.62	50.00	33.38	L1	OFF	20.6

EUT Information

Test Site Location :	CO01-CA
Power:	120Vac/60Hz
Mode	2
	Neutral

Full Spectrum

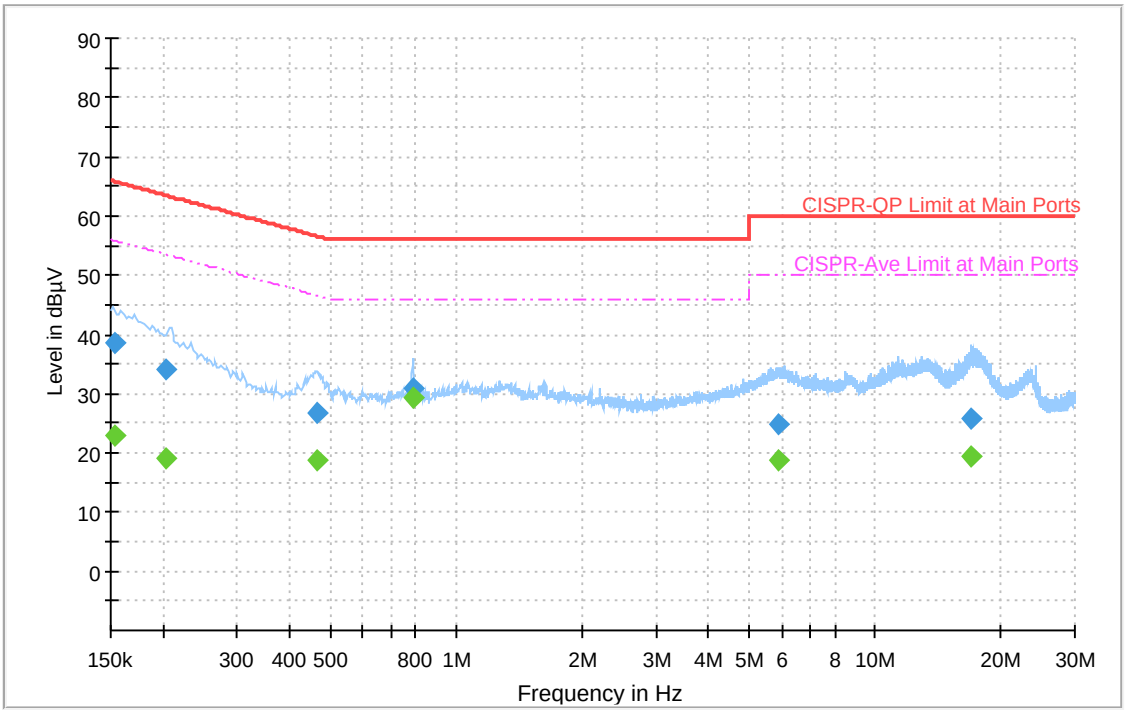

Final_Result

Frequency (MHz)	QuasiPeak (dBµV)	CAverage (dBµV)	Limit (dBµV)	Margin (dB)	Line	Filter	Corr. (dB)
0.153767	38.60	---	65.79	27.19	N	OFF	20.4
0.153767	---	22.84	55.79	32.95	N	OFF	20.4
0.203613	33.96	---	63.46	29.50	N	OFF	20.4
0.203613	---	19.21	53.46	34.25	N	OFF	20.4
0.463524	26.76	---	56.63	29.87	N	OFF	20.4
0.463524	---	18.73	46.63	27.90	N	OFF	20.4
0.787902	30.81	---	56.00	25.19	N	OFF	20.4
0.787902	---	29.39	46.00	16.61	N	OFF	20.4
5.874306	24.86	---	60.00	35.14	N	OFF	20.5
5.874306	---	18.72	50.00	31.28	N	OFF	20.5
16.942533	25.79	---	60.00	34.21	N	OFF	20.6
16.942533	---	19.30	50.00	30.70	N	OFF	20.6

Appendix C. Radiated Spurious Emission

Test Engineer :	Thinh Hoang, Fu Chen and Jin Peng	Temperature :	20.1~22.7°C
		Relative Humidity :	51.4~63.4%

<With Low Gain Antenna>

2.4GHz 2400~2483.5MHz

WIFI 802.11g (Band Edge @ 3m)

WIFI Ant. 0+2	Note	Frequency (MHz)	Level (dBμV/m)	Margin (dB)	Limit Line (dBμV/m)	Read Level (dBμV)	Antenna Factor (dB/m)	Path Loss (dB)	Preamp Factor (dB)	Ant Pos (cm)	Table Pos (deg)	Peak Avg. (P/A)	Pol. (H/V)
802.11g CH 01 2412MHz		2368.275	55.39	-18.61	74	41.8	27.19	17.92	31.52	100	179	P	H
		2389.905	45.76	-8.24	54	32.01	27.29	17.96	31.5	100	179	A	H
	*	2412	106.11	-	-	92.16	27.44	18	31.49	100	179	P	H
	*	2412	99.02	-	-	85.07	27.44	18	31.49	100	179	A	H
													H
													H
		2390	63.19	-10.81	74	49.44	27.29	17.96	31.5	100	268	P	V
		2390	52.53	-1.47	54	38.78	27.29	17.96	31.5	100	268	A	V
	*	2412	119.37	-	-	105.42	27.44	18	31.49	100	268	P	V
	*	2412	112.39	-	-	98.44	27.44	18	31.49	100	268	A	V
													V
													V
802.11g CH 02 2417MHz		2388.36	55.76	-18.24	74	42.02	27.28	17.96	31.5	201	248	P	H
		2390	45.55	-8.45	54	31.8	27.29	17.96	31.5	201	248	A	H
	*	2417	107.52	-	-	93.55	27.45	18.01	31.49	201	248	P	H
	*	2417	100.37	-	-	86.4	27.45	18.01	31.49	201	248	A	H
		2489.56	56.28	-17.72	74	41.87	27.73	18.14	31.46	201	248	P	H
		2496.85	44.99	-9.01	54	30.5	27.79	18.15	31.45	201	248	A	H
		2389.68	66.38	-7.62	74	52.63	27.29	17.96	31.5	199	282	P	V
		2390	53.22	-0.78	54	39.47	27.29	17.96	31.5	199	282	A	V
	*	2417	119.04	-	-	105.07	27.45	18.01	31.49	199	282	P	V
	*	2417	111.74	-	-	97.77	27.45	18.01	31.49	199	282	A	V
		2488.57	56.47	-17.53	74	42.07	27.72	18.14	31.46	199	282	P	V
		2486.41	45.5	-8.5	54	31.11	27.71	18.14	31.46	199	282	A	V

WIFI Ant. 0+2	Note	Frequency (MHz)	Level (dBμV/m)	Margin (dB)	Limit Line (dBμV/m)	Read Level (dBμV)	Antenna Factor (dB/m)	Path Loss (dB)	Preamp Factor (dB)	Ant Pos (cm)	Table Pos (deg)	Peak Avg. (P/A)	Pol. (H/V)
802.11g CH 03 2422MHz		2389.8	57.33	-16.67	74	43.58	27.29	17.96	31.5	150	360	P	H
		2390	47.46	-6.54	54	33.71	27.29	17.96	31.5	150	360	A	H
	*	2422	110.92	-	-	96.94	27.45	18.02	31.49	150	360	P	H
	*	2422	103.76	-	-	89.78	27.45	18.02	31.49	150	360	A	H
		2499.84	56.35	-17.65	74	41.82	27.82	18.16	31.45	150	360	P	H
		2497.12	45	-9	54	30.5	27.79	18.16	31.45	150	360	A	H
		2390	65.51	-8.49	74	51.76	27.29	17.96	31.5	100	262	P	V
		2389.92	53.85	-0.15	54	40.1	27.29	17.96	31.5	100	262	A	V
	*	2422	121.24	-	-	107.26	27.45	18.02	31.49	100	262	P	V
	*	2422	114.15	-	-	100.17	27.45	18.02	31.49	100	262	A	V
		2487.44	57.86	-16.14	74	43.46	27.72	18.14	31.46	100	262	P	V
		2484.56	46.03	-7.97	54	31.66	27.7	18.13	31.46	100	262	A	V
802.11g CH 06 2437MHz		2342.48	54.69	-19.31	74	41.23	27.12	17.87	31.53	100	240	P	H
		2389.52	45	-9	54	31.25	27.29	17.96	31.5	100	240	A	H
	*	2437	110.81	-	-	96.79	27.46	18.04	31.48	100	240	P	H
	*	2437	103.61	-	-	89.59	27.46	18.04	31.48	100	240	A	H
		2484.4	59.71	-14.29	74	45.34	27.7	18.13	31.46	100	240	P	H
		2483.6	48.38	-5.62	54	34.01	27.7	18.13	31.46	100	240	A	H
		2390	58.63	-15.37	74	44.88	27.29	17.96	31.5	100	241	P	V
		2390	47.66	-6.34	54	33.91	27.29	17.96	31.5	100	241	A	V
	*	2437	122.46	-	-	108.44	27.46	18.04	31.48	100	241	P	V
	*	2437	115.49	-	-	101.47	27.46	18.04	31.48	100	241	A	V
		2484.4	66.82	-7.18	74	52.45	27.7	18.13	31.46	100	241	P	V
		2483.68	53.86	-0.14	54	39.49	27.7	18.13	31.46	100	241	A	V

WIFI Ant. 0+2	Note	Frequency (MHz)	Level (dBμV/m)	Margin (dB)	Limit Line (dBμV/m)	Read Level (dBμV)	Antenna Factor (dB/m)	Path Loss (dB)	Preamp Factor (dB)	Ant Pos (cm)	Table Pos (deg)	Peak Avg. (P/A)	Pol. (H/V)
802.11g CH 09 2452MHz		2312.24	55.73	-18.27	74	42.37	27.09	17.82	31.55	100	233	P	H
		2376.08	44.23	-9.77	54	30.58	27.23	17.94	31.52	100	233	A	H
	*	2452	110.43	-	-	96.3	27.52	18.08	31.47	100	233	P	H
	*	2452	103.2	-	-	89.07	27.52	18.08	31.47	100	233	A	H
		2483.5	58.11	-15.89	74	43.74	27.7	18.13	31.46	100	233	P	H
		2483.5	48.6	-5.4	54	34.23	27.7	18.13	31.46	100	233	A	H
		2353.36	54.84	-19.16	74	41.34	27.13	17.89	31.52	100	239	P	V
		2389.84	44.58	-9.42	54	30.83	27.29	17.96	31.5	100	239	A	V
	*	2452	119.67	-	-	105.54	27.52	18.08	31.47	100	239	P	V
	*	2452	112.61	-	-	98.48	27.52	18.08	31.47	100	239	A	V
		2484.95	64.94	-9.06	74	50.57	27.7	18.13	31.46	100	239	P	V
		2483.55	53.77	-0.23	54	39.4	27.7	18.13	31.46	100	239	A	V
802.11g CH 10 2457MHz		2344.72	54.93	-19.07	74	41.47	27.12	17.87	31.53	100	188	P	H
		2376.56	44.22	-9.78	54	30.57	27.23	17.94	31.52	100	188	A	H
	*	2457	107.75	-	-	93.58	27.55	18.09	31.47	100	188	P	H
	*	2457	100.73	-	-	86.56	27.55	18.09	31.47	100	188	A	H
		2485.51	57.57	-16.43	74	43.18	27.71	18.14	31.46	100	188	P	H
		2485.44	47.49	-6.51	54	33.1	27.71	18.14	31.46	100	188	A	H
		2379.12	55.03	-18.97	74	41.36	27.25	17.94	31.52	100	179	P	V
		2389.84	44.31	-9.69	54	30.56	27.29	17.96	31.5	100	179	A	V
	*	2457	117.43	-	-	103.26	27.55	18.09	31.47	100	179	P	V
	*	2457	109.75	-	-	95.58	27.55	18.09	31.47	100	179	A	V
		2483.5	63.07	-10.93	74	48.7	27.7	18.13	31.46	100	179	P	V
		2483.55	52.5	-1.5	54	38.13	27.7	18.13	31.46	100	179	A	V

WIFI Ant. 0+2	Note	Frequency (MHz)	Level (dBµV/m)	Margin (dB)	Limit Line (dBµV/m)	Read Level (dBµV)	Antenna Factor (dB/m)	Path Loss (dB)	Preamp Factor (dB)	Ant Pos (cm)	Table Pos (deg)	Peak Avg. (P/A)	Pol. (H/V)
802.11g CH 11 2462MHz	*	2462	107.83	-	-	93.63	27.57	18.1	31.47	100	237	P	H
	*	2462	100.5	-	-	86.3	27.57	18.1	31.47	100	237	A	H
		2484.28	58.64	-15.36	74	44.27	27.7	18.13	31.46	100	237	P	H
		2483.52	48.81	-5.19	54	34.44	27.7	18.13	31.46	100	237	A	H
													H
													H
	*	2462	116.64	-	-	102.44	27.57	18.1	31.47	344	360	P	V
	*	2462	109.38	-	-	95.18	27.57	18.1	31.47	344	360	A	V
		2486.44	64.29	-9.71	74	49.9	27.71	18.14	31.46	344	360	P	V
		2483.52	53.88	-0.12	54	39.51	27.7	18.13	31.46	344	360	A	V
													V
													V
Remark	1. No other spurious found. 2. All results are PASS against Peak and Average limit line.												

2.4GHz 2400~2483.5MHz

WIFI 802.11g (Harmonic @ 3m)

WIFI Ant. 0+2	Note	Frequency (MHz)	Level (dBμV/m)	Margin (dB)	Limit Line (dBμV/m)	Read Level (dBμV)	Antenna Factor (dB/m)	Path Loss (dB)	Preamp Factor (dB)	Ant Pos (cm)	Table Pos (deg)	Peak Avg. (P/A)	Pol. (H/V)
802.11g CH 01 2412MHz		4824	41.97	-32.03	74	64.42	32.53	12.09	67.07	-	-	P	H
													H
													H
													H
													H
													H
													H
													H
													H
													H
													H
													H
		4824	45.49	-28.51	74	67.94	32.53	12.09	67.07	246	0	P	V
		4824	36.25	-17.75	54	58.7	32.53	12.09	67.07	246	0	A	V
													V
													V
													V
													V
													V
													V
													V
													V
													V
													V

WIFI Ant. 0+2	Note	Frequency (MHz)	Level (dBµV/m)	Margin (dB)	Limit Line (dBµV/m)	Read Level (dBµV)	Antenna Factor (dB/m)	Path Loss (dB)	Preamp Factor (dB)	Ant Pos (cm)	Table Pos (deg)	Peak Avg. (P/A)	Pol. (H/V)
		4874	42.15	-31.85	74	64.3	32.72	12.23	67.1	-	-	P	H
		7311	44.89	-29.11	74	59.34	36.86	14.89	66.2	-	-	P	H
													H
													H
													H
													H
													H
													H
													H
													H
													H
802.11g CH 06 2437MHz													H
		4874	47.06	-26.94	74	69.21	32.72	12.23	67.1	256	1	P	V
		4874	36.25	-17.75	54	58.4	32.72	12.23	67.1	256	1	A	V
		7311	46.14	-27.86	74	60.59	36.86	14.89	66.2	-	-	P	V
													V
													V
													V
													V
													V
													V
													V
													V
													V

WIFI Ant. 0+2	Note	Frequency (MHz)	Level (dBµV/m)	Margin (dB)	Limit Line (dBµV/m)	Read Level (dBµV)	Antenna Factor (dB/m)	Path Loss (dB)	Preamp Factor (dB)	Ant Pos (cm)	Table Pos (deg)	Peak Avg. (P/A)	Pol. (H/V)
802.11g CH 11 2462MHz		4924	42.2	-31.8	74	64.12	32.91	12.35	67.18	-	-	P	H
		7386	43.65	-30.35	74	59.09	36.5	14.96	66.9	-	-	P	H
													H
													H
													H
													H
													H
													H
													H
													H
													H
													H
		4924	42.97	-31.03	74	64.89	32.91	12.35	67.18	-	-	P	V
		7386	45.23	-28.77	74	60.67	36.5	14.96	66.9	-	-	P	V
													V
													V
													V
													V
													V
													V
													V
													V
													V
													V
Remark	1. No other spurious found. 2. All results are PASS against Peak and Average limit line. 3. The emission position marked as "-" means no suspected emission found with sufficient margin against limit line or noise floor only.												

2.4GHz 2400~2483.5MHz

WIFI 802.11ax HE5 (Band Edge @ 3m)

WIFI Ant. 0+2	Note	Frequency (MHz)	Level (dBμV/m)	Margin (dB)	Limit Line (dBμV/m)	Read Level (dBμV)	Antenna Factor (dB/m)	Path Loss (dB)	Preamp Factor (dB)	Ant Pos (cm)	Table Pos (deg)	Peak Avg. (P/A)	Pol. (H/V)
802.11ax HE5 CH 00 2407MHz		2389.8	55.58	-18.42	74	41.83	27.29	17.96	31.5	100	354	P	H
		2390	45.51	-8.49	54	31.76	27.29	17.96	31.5	100	354	A	H
	*	2407	113.84	-	-	99.92	27.42	17.99	31.49	100	354	P	H
	*	2407	106.24	-	-	92.32	27.42	17.99	31.49	100	354	A	H
													H
													H
		2388.435	72.73	-1.27	74	58.99	27.28	17.96	31.5	100	95	P	V
		2390	52.33	-1.67	54	38.58	27.29	17.96	31.5	100	95	A	V
	*	2407	125.3	-	-	111.38	27.42	17.99	31.49	100	95	P	V
	*	2407	118.13	-	-	104.21	27.42	17.99	31.49	100	95	A	V
													V
													V
802.11ax HE5 CH 06 2437MHz		2381.52	54.96	-19.04	74	41.27	27.26	17.95	31.52	300	164	P	H
		2385.68	44.28	-9.72	54	30.57	27.27	17.95	31.51	300	164	A	H
	*	2437	114.49	-	-	100.47	27.46	18.04	31.48	300	164	P	H
	*	2437	107.02	-	-	93	27.46	18.04	31.48	300	164	A	H
		2489.92	55.67	-18.33	74	41.26	27.73	18.14	31.46	300	164	P	H
		2486	45.06	-8.94	54	30.67	27.71	18.14	31.46	300	164	A	H
		2385.04	55.64	-18.36	74	41.93	27.27	17.95	31.51	100	91	P	V
		2389.84	45.37	-8.63	54	31.62	27.29	17.96	31.5	100	91	A	V
	*	2437	126.43	-	-	112.41	27.46	18.04	31.48	100	91	P	V
	*	2437	119.06	-	-	105.04	27.46	18.04	31.48	100	91	A	V
		2496.32	57.16	-16.84	74	42.67	27.79	18.15	31.45	100	91	P	V
		2483.68	46.72	-7.28	54	32.35	27.7	18.13	31.46	100	91	A	V

WIFI Ant. 0+2	Note	Frequency (MHz)	Level (dBµV/m)	Margin (dB)	Limit Line (dBµV/m)	Read Level (dBµV)	Antenna Factor (dB/m)	Path Loss (dB)	Preamp Factor (dB)	Ant Pos (cm)	Table Pos (deg)	Peak Avg. (P/A)	Pol. (H/V)
	*	2467	117.94	-	-	103.71	27.6	18.1	31.47	100	234	P	H
	*	2467	109.39	-	-	95.16	27.6	18.1	31.47	100	234	A	H
		2484.44	58.87	-15.13	74	44.5	27.7	18.13	31.46	100	234	P	H
		2483.52	47.74	-6.26	54	33.37	27.7	18.13	31.46	100	234	A	H
802.11ax													H
HE5													H
CH 12	*	2467	126.34	-	-	112.11	27.6	18.1	31.47	100	275	P	V
2467MHz	*	2467	118.68	-	-	104.45	27.6	18.1	31.47	100	275	A	V
		2485.2	65.28	-8.72	74	50.9	27.71	18.13	31.46	100	275	P	V
		2483.56	53.44	-0.56	54	39.07	27.7	18.13	31.46	100	275	A	V
													V
													V
	*	2469.5	116.53	-	-	102.11	27.62	18.11	31.31	100	242	P	H
	*	2469.5	108.29	-	-	93.87	27.62	18.11	31.31	100	242	A	H
		2483.56	59	-15	74	44.47	27.7	18.13	31.3	100	242	P	H
		2483.52	47.92	-6.08	54	33.39	27.7	18.13	31.3	100	242	A	H
802.11ax													H
HE5													H
CH 12.5	*	2469.5	125.46	-	-	111.04	27.62	18.11	31.31	100	246	P	V
2469.5MHz	*	2469.5	117.02	-	-	102.6	27.62	18.11	31.31	100	246	A	V
		2483.72	65.7	-8.3	74	51.17	27.7	18.13	31.3	100	246	P	V
		2483.6	52.87	-1.13	54	38.34	27.7	18.13	31.3	100	246	A	V
													V
													V

WIFI Ant. 0+2	Note	Frequency (MHz)	Level (dBµV/m)	Margin (dB)	Limit Line (dBµV/m)	Read Level (dBµV)	Antenna Factor (dB/m)	Path Loss (dB)	Preamp Factor (dB)	Ant Pos (cm)	Table Pos (deg)	Peak Avg. (P/A)	Pol. (H/V)
802.11ax HE5 CH 13 2472MHz	*	2472	115.25	-	-	100.98	27.63	18.11	31.47	100	242	P	H
	*	2472	107.03	-	-	92.76	27.63	18.11	31.47	100	242	A	H
		2483.56	61.14	-12.86	74	46.77	27.7	18.13	31.46	100	242	P	H
		2483.72	48.67	-5.33	54	34.3	27.7	18.13	31.46	100	242	A	H
													H
													H
	*	2472	124.37	-	-	110.1	27.63	18.11	31.47	100	87	P	V
	*	2472	116.14	-	-	101.87	27.63	18.11	31.47	100	87	A	V
		2483.6	64.47	-9.53	74	50.1	27.7	18.13	31.46	100	87	P	V
		2483.52	52.93	-1.07	54	38.56	27.7	18.13	31.46	100	87	A	V
													V
													V
Remark	1. No other spurious found. 2. All results are PASS against Peak and Average limit line.												

2.4GHz 2400~2483.5MHz

WIFI 802.11ax HE5 (Harmonic @ 3m)

WIFI Ant. 0+2	Note	Frequency (MHz)	Level (dBµV/m)	Margin (dB)	Limit Line (dBµV/m)	Read Level (dBµV)	Antenna Factor (dB/m)	Path Loss (dB)	Preamp Factor (dB)	Ant Pos (cm)	Table Pos (deg)	Peak Avg. (P/A)	Pol. (H/V)
		4814	42.94	-31.06	74	65.47	32.48	11.32	67.07	-	-	P	H
													H
													H
													H
													H
													H
													H
													H
													H
													H
802.11ax													H
HE5													H
CH 00		4814	48.99	-25.01	74	71.52	32.48	11.32	67.07	246	1	P	V
2407MHz		4814	39.55	-14.45	54	62.08	32.48	11.32	67.07	246	1	A	V
													V
													V
													V
													V
													V
													V
													V
													V
													V
													V

WIFI Ant. 0+2	Note	Frequency (MHz)	Level (dBµV/m)	Margin (dB)	Limit Line (dBµV/m)	Read Level (dBµV)	Antenna Factor (dB/m)	Path Loss (dB)	Preamp Factor (dB)	Ant Pos (cm)	Table Pos (deg)	Peak Avg. (P/A)	Pol. (H/V)
		4874	41.7	-32.3	74	63.85	32.72	12.23	67.1	-	-	P	H
		7311	51.77	-22.23	74	66.22	36.86	14.89	66.2	303	329	P	H
		7311	41.47	-12.53	54	55.92	36.86	14.89	66.2	303	329	A	H
													H
													H
													H
													H
													H
													H
													H
802.11ax													H
HE5													H
CH 06		4874	48.74	-25.26	74	70.89	32.72	12.23	67.1	256	2	P	V
2437MHz		4874	38.95	-15.05	54	61.1	32.72	12.23	67.1	256	2	A	V
		7311	55.19	-18.81	74	69.64	36.86	14.89	66.2	257	72	P	V
		7311	45.14	-8.86	54	59.59	36.86	14.89	66.2	257	72	A	V
													V
													V
													V
													V
													V
													V
													V
													V

WIFI Ant. 0+2	Note	Frequency (MHz)	Level (dBμV/m)	Margin (dB)	Limit Line (dBμV/m)	Read Level (dBμV)	Antenna Factor (dB/m)	Path Loss (dB)	Preamp Factor (dB)	Ant Pos (cm)	Table Pos (deg)	Peak Avg. (P/A)	Pol. (H/V)
		4944	41.53	-32.47	74	63.32	33.02	12.42	67.23	-	-	P	H
		7416	53.64	-20.36	74	69.19	36.39	14.98	66.92	400	339	P	H
		7416	42.38	-11.62	54	57.93	36.39	14.98	66.92	400	339	A	H
													H
													H
													H
													H
													H
													H
													H
802.11ax													H
HE5													H
CH 13		4944	50.1	-23.9	74	71.89	33.02	12.42	67.23	236	0	P	V
2472MHz		4944	40.21	-13.79	54	62	33.02	12.42	67.23	236	0	A	V
		7416	53.78	-20.22	74	69.33	36.39	14.98	66.92	256	220	P	V
		7416	42.57	-11.43	54	58.12	36.39	14.98	66.92	256	220	A	V
													V
													V
													V
													V
													V
													V
													V
													V

Remark

1. No other spurious found.
2. All results are PASS against Peak and Average limit line.
3. The emission position marked as "-" means no suspected emission found with sufficient margin against limit line or noise floor only.

2.4GHz 2400~2483.5MHz

WIFI 802.11ax HE10 (Band Edge @ 3m)

WIFI Ant. 0+2	Note	Frequency (MHz)	Level (dBμV/m)	Margin (dB)	Limit Line (dBμV/m)	Read Level (dBμV)	Antenna Factor (dB/m)	Path Loss (dB)	Preamp Factor (dB)	Ant Pos (cm)	Table Pos (deg)	Peak Avg. (P/A)	Pol. (H/V)
		2390	55.2	-18.8	74	41.45	27.29	17.96	31.5	100	360	P	H
		2390	45.18	-8.82	54	31.43	27.29	17.96	31.5	100	360	A	H
	*	2407	111.54	-	-	97.62	27.42	17.99	31.49	100	360	P	H
	*	2407	101.71	-	-	87.79	27.42	17.99	31.49	100	360	P	H
802.11ax													H
HE10													H
CH 00		2389.275	63.84	-10.16	74	50.09	27.29	17.96	31.5	100	87	P	V
2407MHz		2390	53.4	-0.6	54	39.65	27.29	17.96	31.5	100	87	A	V
	*	2407	123.23	-	-	109.31	27.42	17.99	31.49	100	87	P	V
	*	2407	113.5	-	-	99.58	27.42	17.99	31.49	100	87	A	V
													V
													V
		2390	55.53	-18.47	74	41.78	27.29	17.96	31.5	120	6	P	H
		2390	45.2	-8.8	54	31.45	27.29	17.96	31.5	120	6	A	H
	*	2412	112.75	-	-	98.8	27.44	18	31.49	120	6	P	H
	*	2412	104.4	-	-	90.45	27.44	18	31.49	120	6	A	H
802.11ax													H
HE10													H
CH 01		2390	63.29	-10.71	74	49.54	27.29	17.96	31.5	100	94	P	V
2412MHz		2390	51.98	-2.02	54	38.23	27.29	17.96	31.5	100	94	A	V
	*	2412	124.21	-	-	110.26	27.44	18	31.49	100	94	P	V
	*	2412	115.37	-	-	101.42	27.44	18	31.49	100	94	A	V
													V
													V

		2318.64	55.15	-18.85	74	41.76	27.09	17.83	31.53	206	4	P	H
		2385.84	44.43	-9.57	54	30.71	27.27	17.96	31.51	206	4	A	H
	*	2437	115.96	-	-	101.94	27.46	18.04	31.48	206	4	P	H
	*	2437	107.64	-	-	93.62	27.46	18.04	31.48	206	4	A	H
802.11ax		2486.24	55.58	-18.42	74	41.19	27.71	18.14	31.46	206	4	P	H
HE10		2484.32	45.3	-8.7	54	30.93	27.7	18.13	31.46	206	4	A	H
CH 06		2389.52	56.57	-17.43	74	42.82	27.29	17.96	31.5	102	102	P	V
2437MHz		2390	46.41	-7.59	54	32.66	27.29	17.96	31.5	102	102	A	V
	*	2437	126.66	-	-	112.64	27.46	18.04	31.48	102	102	P	V
	*	2437	118.03	-	-	104.01	27.46	18.04	31.48	102	102	A	V
		2483.84	58.83	-15.17	74	44.46	27.7	18.13	31.46	102	102	P	V
		2483.6	48.35	-5.65	54	33.98	27.7	18.13	31.46	102	102	A	V
	*	2462	115.21	-	-	100.85	27.57	18.1	31.31	100	238	P	H
	*	2462	106.51	-	-	92.15	27.57	18.1	31.31	100	238	A	H
		2484.92	58.48	-15.52	74	43.95	27.7	18.13	31.3	100	238	P	H
		2483.64	48.33	-5.67	54	33.8	27.7	18.13	31.3	100	238	A	H
802.11ax													H
HE10													H
CH 11	*	2462	124.79	-	-	110.43	27.57	18.1	31.31	100	99	P	V
2462MHz	*	2462	115.61	-	-	101.25	27.57	18.1	31.31	100	99	A	V
		2483.84	63.8	-10.2	74	49.27	27.7	18.13	31.3	100	99	P	V
		2483.52	53.53	-0.47	54	39	27.7	18.13	31.3	100	99	A	V
													V
													V

WIFI Ant. 0+2	Note	Frequency (MHz)	Level (dBμV/m)	Margin (dB)	Limit Line (dBμV/m)	Read Level (dBμV)	Antenna Factor (dB/m)	Path Loss (dB)	Preamp Factor (dB)	Ant Pos (cm)	Table Pos (deg)	Peak Avg. (P/A)	Pol. (H/V)
	*	2467	113.28	-	-	99.05	27.6	18.1	31.47	100	185	P	H
	*	2467	104.6	-	-	90.37	27.6	18.1	31.47	100	185	A	H
		2483.84	57.15	-16.85	74	42.78	27.7	18.13	31.46	100	185	P	H
		2483.72	47.14	-6.86	54	32.77	27.7	18.13	31.46	100	185	A	H
802.11ax													H
HE10													H
CH 12	*	2467	123.3	-	-	109.07	27.6	18.1	31.47	100	86	P	V
2467MHz	*	2467	114.27	-	-	100.04	27.6	18.1	31.47	100	86	A	V
		2485.24	63.07	-10.93	74	48.69	27.71	18.13	31.46	100	86	P	V
		2483.88	52.76	-1.24	54	38.39	27.7	18.13	31.46	100	86	A	V
													V
													V
	*	2472	106.04	-	-	91.77	27.63	18.11	31.47	100	240	P	H
	*	2472	97.49	-	-	83.22	27.63	18.11	31.47	100	240	A	H
		2483.52	59.47	-14.53	74	45.1	27.7	18.13	31.46	100	240	P	H
		2483.72	48.19	-5.81	54	33.82	27.7	18.13	31.46	100	240	A	H
802.11ax													H
HE10													H
CH 13	*	2472	115.72	-	-	101.45	27.63	18.11	31.47	100	95	P	V
2472MHz	*	2472	106.88	-	-	92.61	27.63	18.11	31.47	100	95	A	V
		2483.92	64.58	-9.42	74	50.21	27.7	18.13	31.46	100	95	P	V
		2483.52	53.01	-0.99	54	38.64	27.7	18.13	31.46	100	95	A	V
													V
													V

Remark

1. No other spurious found.
2. All results are PASS against Peak and Average limit line.

2.4GHz 2400~2483.5MHz

WIFI 802.11ax HE10 (Harmonic @ 3m)

WIFI Ant. 0+2	Note	Frequency (MHz)	Level (dBµV/m)	Margin (dB)	Limit Line (dBµV/m)	Read Level (dBµV)	Antenna Factor (dB/m)	Path Loss (dB)	Preamp Factor (dB)	Ant Pos (cm)	Table Pos (deg)	Peak Avg. (P/A)	Pol. (H/V)
		4814	41.75	-32.25	74	64.28	32.48	12.06	67.07	-	-	P	H
													H
													H
													H
													H
													H
													H
													H
													H
													H
802.11 ax													H
HE10													H
CH 00		4814	46.45	-27.55	74	68.98	32.48	12.06	67.07	220	1	P	V
2407MHz		4814	37.08	-16.92	54	59.61	32.48	12.06	67.07	220	1	A	V
													V
													V
													V
													V
													V
													V
													V
													V
													V
													V

WIFI Ant. 0+2	Note	Frequency (MHz)	Level (dBµV/m)	Margin (dB)	Limit Line (dBµV/m)	Read Level (dBµV)	Antenna Factor (dB/m)	Path Loss (dB)	Preamp Factor (dB)	Ant Pos (cm)	Table Pos (deg)	Peak Avg. (P/A)	Pol. (H/V)
		4874	42.61	-31.39	74	64.76	32.72	12.23	67.1	-	-	P	H
		7311	50.28	-23.72	74	64.73	36.86	14.89	66.2	102	235	P	H
		7311	39.81	-14.19	54	54.26	36.86	14.89	66.2	102	235	A	H
													H
													H
													H
													H
													H
													H
													H
802.11 ax													H
HE10													H
CH 06		4874	45.37	-28.63	74	67.52	32.72	12.23	67.1	250	2	P	V
2437MHz		4874	35.96	-18.04	54	58.11	32.72	12.23	67.1	250	2	A	V
		7311	51.99	-22.01	74	66.44	36.86	14.89	66.2	264	70	P	V
		7311	42.29	-11.71	54	56.74	36.86	14.89	66.2	264	70	A	V
													V
													V
													V
													V
													V
													V
													V
													V

WIFI Ant. 0+2	Note	Frequency (MHz)	Level (dBµV/m)	Margin (dB)	Limit Line (dBµV/m)	Read Level (dBµV)	Antenna Factor (dB/m)	Path Loss (dB)	Preamp Factor (dB)	Ant Pos (cm)	Table Pos (deg)	Peak Avg. (P/A)	Pol. (H/V)
		4944	41.26	-32.74	74	63.05	33.02	12.42	67.23	-	-	P	H
		7416	44.81	-29.19	74	60.36	36.39	14.98	66.92	-	-	P	H
													H
													H
													H
													H
													H
													H
													H
													H
													H
802.11n													H
HT40													H
CH 13		4944	42.85	-31.15	74	64.64	33.02	12.42	67.23	-	-	P	V
2472MHz		7416	45.08	-28.92	74	60.63	36.39	14.98	66.92	-	-	P	V
													V
													V
													V
													V
													V
													V
													V
													V
													V
													V

Remark

1. No other spurious found.
2. All results are PASS against Peak and Average limit line.
3. The emission position marked as "-" means no suspected emission found with sufficient margin against limit line or noise floor only.

2.4GHz 2400~2483.5MHz

WIFI 802.11ax HE10 Single RU (Band Edge @ 3m)

WIFI Ant. 0+2	Note	Frequency (MHz)	Level (dBµV/m)	Margin (dB)	Limit Line (dBµV/m)	Read Level (dBµV)	Antenna Factor (dB/m)	Path Loss (dB)	Preamp Factor (dB)	Ant Pos (cm)	Table Pos (deg)	Peak Avg. (P/A)	Pol. (H/V)
802.11ax HE10 Single RU CH 00 2407MHz		2390	60.49	-13.51	74	46.74	27.29	17.96	31.5	225	330	P	H
		2390	45.01	-8.99	54	31.26	27.29	17.96	31.5	225	330	A	H
	*	2402.5	118.67	-	-	104.79	27.39	17.98	31.49	225	330	P	H
	*	2402.5	112.63	-	-	98.75	27.39	17.98	31.49	225	330	A	H
													H
													H
		2389.275	71.93	-2.07	74	58.18	27.29	17.96	31.5	100	93	P	V
		2389.17	50.39	-3.61	54	36.64	27.29	17.96	31.5	100	93	A	V
	*	2402.5	126.48	-	-	112.6	27.39	17.98	31.49	100	93	P	V
	*	2402.5	119.79	-	-	105.91	27.39	17.98	31.49	100	93	A	V
													V
													V
802.11ax HE10 Single RU CH 01 2412MHz		2390	57.6	-16.4	74	43.85	27.29	17.96	31.5	301	26	P	H
		2389.8	44.61	-9.39	54	30.86	27.29	17.96	31.5	301	26	A	H
	*	2407.5	117.25	-	-	103.33	27.42	17.99	31.49	301	26	P	H
	*	2407.5	113.25	-	-	99.33	27.42	17.99	31.49	301	26	A	H
													H
													H
		2386.965	72.97	-1.03	74	59.24	27.28	17.96	31.51	100	107	P	V
		2386.755	51.22	-2.78	54	37.49	27.28	17.96	31.51	100	107	A	V
	*	2407.5	127.22	-	-	113.3	27.42	17.99	31.49	100	107	P	V
	*	2407.5	123.54	-	-	109.62	27.42	17.99	31.49	100	107	A	V
													V
													V

WIFI Ant. 0+2	Note	Frequency (MHz)	Level (dBµV/m)	Margin (dB)	Limit Line (dBµV/m)	Read Level (dBµV)	Antenna Factor (dB/m)	Path Loss (dB)	Preamp Factor (dB)	Ant Pos (cm)	Table Pos (deg)	Peak Avg. (P/A)	Pol. (H/V)
802.11ax HE10 Single RU CH 06 2437MHz		2375.44	54.64	-19.36	74	40.99	27.23	17.94	31.52	322	360	P	H
		2389.52	44.11	-9.89	54	30.36	27.29	17.96	31.5	322	360	A	H
	*	2432.5	117.79	-	-	103.78	27.46	18.04	31.49	322	360	P	H
	*	2432.5	113.17	-	-	99.16	27.46	18.04	31.49	322	360	A	H
		2497.12	55.73	-18.27	74	41.23	27.79	18.16	31.45	322	360	P	H
		2499.76	44.83	-9.17	54	30.3	27.82	18.16	31.45	322	360	A	H
		2389.04	55.63	-18.37	74	41.88	27.29	17.96	31.5	100	228	P	V
		2390	45.46	-8.54	54	31.71	27.29	17.96	31.5	100	228	A	V
	*	2432.5	127.33	-	-	113.32	27.46	18.04	31.49	100	228	P	V
	*	2432.5	124.07	-	-	110.06	27.46	18.04	31.49	100	228	A	V
		2484.88	56.97	-17.03	74	42.6	27.7	18.13	31.46	100	228	P	V
		2486	46.2	-7.8	54	31.81	27.71	18.14	31.46	100	228	A	V
802.11ax HE10 Single RU CH 12 2467MHz	*	2471.5	121.12	-	-	106.85	27.63	18.11	31.47	100	185	P	H
	*	2471.5	115.23	-	-	100.96	27.63	18.11	31.47	100	185	A	H
		2483.6	64.98	-9.02	74	50.61	27.7	18.13	31.46	100	185	P	H
		2483.56	47.48	-6.52	54	33.11	27.7	18.13	31.46	100	185	A	H
													H
													H
	*	2471.5	128.82	-	-	114.55	27.63	18.11	31.47	100	119	P	V
	*	2471.5	123.59	-	-	109.32	27.63	18.11	31.47	100	119	A	V
		2485.04	71.78	-2.22	74	57.4	27.71	18.13	31.46	100	119	P	V
		2484.84	52.38	-1.62	54	38.01	27.7	18.13	31.46	100	119	A	V
													V
													V

WIFI Ant. 0+2	Note	Frequency (MHz)	Level (dBµV/m)	Margin (dB)	Limit Line (dBµV/m)	Read Level (dBµV)	Antenna Factor (dB/m)	Path Loss (dB)	Preamp Factor (dB)	Ant Pos (cm)	Table Pos (deg)	Peak Avg. (P/A)	Pol. (H/V)
802.11ax HE10 Single RU CH 13 2472MHz	*	2476.5	117.81	-	-	103.49	27.66	18.12	31.46	253	187	P	H
	*	2476.5	109.34	-	-	95.02	27.66	18.12	31.46	253	187	A	H
		2483.92	63.53	-10.47	74	49.16	27.7	18.13	31.46	253	187	P	H
		2485.96	45.72	-8.28	54	31.33	27.71	18.14	31.46	253	187	A	H
													H
													H
	*	2476.5	121.63	-	-	107.31	27.66	18.12	31.46	100	280	P	V
	*	2476.5	113.7	-	-	99.38	27.66	18.12	31.46	100	280	A	V
		2483.6	72.37	-1.63	74	58	27.7	18.13	31.46	100	280	P	V
		2483.52	48.92	-5.08	54	34.55	27.7	18.13	31.46	100	280	A	V
													V
													V
Remark	1. No other spurious found. 2. All results are PASS against Peak and Average limit line.												

2.4GHz 2400~2483.5MHz

WIFI 802.11ax HE10 Single RU (Harmonic @ 3m)

WIFI Ant. 0+2	Note	Frequency (MHz)	Level (dBμV/m)	Margin (dB)	Limit Line (dBμV/m)	Read Level (dBμV)	Antenna Factor (dB/m)	Path Loss (dB)	Preamp Factor (dB)	Ant Pos (cm)	Table Pos (deg)	Peak Avg. (P/A)	Pol. (H/V)
802.11ax HE10 Single RU CH 00 2407MHz		4805	43.58	-30.42	74	66.17	32.43	12.05	67.07	-	-	P	H
		7207.5	48.46	-25.54	74	61.52	37	14.78	64.84	100	225	P	H
													H
													H
													H
													H
													H
													H
													H
													H
													H
													H
		4805	53.41	-20.59	74	76	32.43	12.05	67.07	232	0	P	V
		4805	46.32	-7.68	54	68.91	32.43	12.05	67.07	232	0	A	V
		7207.5	51.71	-22.29	74	64.77	37	14.78	64.84	284	28	P	V
		9610	57.23	-16.77	74	70.18	38.46	16.79	68.2	280	0	P	V
													V
													V
													V
													V
													V
													V
													V
													V

WIFI Ant. 0+2	Note	Frequency (MHz)	Level (dBµV/m)	Margin (dB)	Limit Line (dBµV/m)	Read Level (dBµV)	Antenna Factor (dB/m)	Path Loss (dB)	Preamp Factor (dB)	Ant Pos (cm)	Table Pos (deg)	Peak Avg. (P/A)	Pol. (H/V)
802.11ax HE10 Single RU CH 06 2437MHz		4865	43.03	-30.97	74	65.23	32.69	12.2	67.09	-	-	P	H
		7297.5	55.19	-18.81	74	69.42	36.92	14.87	66.02	399	341	P	H
		7297.5	46.7	-7.3	54	60.93	36.92	14.87	66.02	399	341	A	H
													H
													H
													H
													H
													H
													H
													H
													H
													H
		4865	54.24	-19.76	74	76.44	32.69	12.2	67.09	217	0	P	V
		4865	45.3	-8.7	54	67.5	32.69	12.2	67.09	217	0	A	V
		7297.5	56.03	-17.97	74	70.26	36.92	14.87	66.02	287	64	P	V
		7297.5	47.31	-6.69	54	61.54	36.92	14.87	66.02	287	64	A	V
		9730	58.07	-15.93	74	71.06	38.41	16.94	68.34	291	0	P	V
													V
													V
													V
													V
													V
													V
													V

WIFI Ant. 0+2	Note	Frequency (MHz)	Level (dBµV/m)	Margin (dB)	Limit Line (dBµV/m)	Read Level (dBµV)	Antenna Factor (dB/m)	Path Loss (dB)	Preamp Factor (dB)	Ant Pos (cm)	Table Pos (deg)	Peak Avg. (P/A)	Pol. (H/V)
802.11ax HE10 Single RU CH 13 2472MHz		4953	41.18	-32.82	74	62.94	33.06	12.43	67.25	-	-	P	H
		7429.5	44.01	-29.99	74	59.53	36.36	14.98	66.86	-	-	P	H
													H
													H
													H
													H
													H
													H
													H
													H
													H
													H
													V
		4953	43.73	-30.27	74	65.49	33.06	12.43	67.25	-	-	P	V
		7429.5	44.5	-29.5	74	60.02	36.36	14.98	66.86	-	-	P	V
													V
													V
													V
													V
													V
													V
													V
													V
													V

Remark

1. No other spurious found.
2. All results are PASS against Peak and Average limit line.
3. The emission position marked as "-" means no suspected emission found with sufficient margin against limit line or noise floor only.

2.4GHz 2400~2483.5MHz

WIFI 802.11ax HE20 Full (Band Edge @ 3m)

WIFI Ant. 0+2	Note	Frequency (MHz)	Level (dBμV/m)	Margin (dB)	Limit Line (dBμV/m)	Read Level (dBμV)	Antenna Factor (dB/m)	Path Loss (dB)	Preamp Factor (dB)	Ant Pos (cm)	Table Pos (deg)	Peak Avg. (P/A)	Pol. (H/V)
		2389.38	56.07	-17.93	74	42.32	27.29	17.96	31.5	100	184	P	H
		2390	45.27	-8.73	54	31.52	27.29	17.96	31.5	100	184	A	H
	*	2412	108.28	-	-	94.33	27.44	18	31.49	100	184	P	H
	*	2412	98.37	-	-	84.42	27.44	18	31.49	100	184	A	H
802.11ax													H
HE20 Full													H
CH 01		2389.905	64.16	-9.84	74	50.41	27.29	17.96	31.5	100	91	P	V
2412MHz		2390	53.06	-0.94	54	39.31	27.29	17.96	31.5	100	91	P	V
	*	2412	118.71	-	-	104.76	27.44	18	31.49	100	91	P	V
	*	2412	109.27	-	-	95.32	27.44	18	31.49	100	91	A	V
													V
													V
		2386.8	55.47	-18.53	74	41.74	27.28	17.96	31.51	151	360	P	H
		2389.92	45.15	-8.85	54	31.4	27.29	17.96	31.5	151	360	A	H
	*	2417	107.5	-	-	93.53	27.45	18.01	31.49	151	360	P	H
	*	2417	98.05	-	-	84.08	27.45	18.01	31.49	151	360	A	H
802.11ax		2491.18	55.8	-18.2	74	41.37	27.74	18.15	31.46	151	360	P	H
HE20 Full		2499.46	45.07	-8.93	54	30.54	27.82	18.16	31.45	151	360	A	H
CH 02		2390	61.39	-12.61	74	47.64	27.29	17.96	31.5	202	282	P	V
2417MHz		2390	52.23	-1.77	54	38.48	27.29	17.96	31.5	202	282	A	V
	*	2417	117.73	-	-	103.76	27.45	18.01	31.49	202	282	P	V
	*	2417	108.62	-	-	94.65	27.45	18.01	31.49	202	282	A	V
		2487.04	56.07	-17.93	74	41.67	27.72	18.14	31.46	202	282	P	V
		2488.12	45.52	-8.48	54	31.12	27.72	18.14	31.46	202	282	A	V

WIFI Ant. 0+2	Note	Frequency (MHz)	Level (dBμV/m)	Margin (dB)	Limit Line (dBμV/m)	Read Level (dBμV)	Antenna Factor (dB/m)	Path Loss (dB)	Preamp Factor (dB)	Ant Pos (cm)	Table Pos (deg)	Peak Avg. (P/A)	Pol. (H/V)
802.11ax HE20 Full CH 03 2422MHz		2376.24	55.39	-18.61	74	41.74	27.23	17.94	31.52	100	238	P	H
		2389.92	44.85	-9.15	54	31.1	27.29	17.96	31.5	100	238	A	H
	*	2422	108.02	-	-	94.04	27.45	18.02	31.49	100	238	P	H
	*	2422	99.57	-	-	85.59	27.45	18.02	31.49	100	238	A	H
		2499.28	55.45	-18.55	74	40.93	27.81	18.16	31.45	100	238	P	H
		2486.16	45.18	-8.82	54	30.79	27.71	18.14	31.46	100	238	A	H
		2389.92	63.54	-10.46	74	49.79	27.29	17.96	31.5	100	263	P	V
		2390	51.68	-2.32	54	37.93	27.29	17.96	31.5	100	263	A	V
	*	2422	119.83	-	-	105.85	27.45	18.02	31.49	100	263	P	V
	*	2422	111.1	-	-	97.12	27.45	18.02	31.49	100	263	A	V
		2485.68	56.43	-17.57	74	42.04	27.71	18.14	31.46	110	274	P	V
		2486.08	46.28	-7.72	54	31.89	27.71	18.14	31.46	110	274	A	V
802.11ax HE20 Full CH 06 2437MHz		2378.16	55.03	-18.97	74	41.37	27.24	17.94	31.52	201	6	P	H
		2389.84	44.44	-9.56	54	30.69	27.29	17.96	31.5	201	6	A	H
	*	2437	111.27	-	-	97.25	27.46	18.04	31.48	201	6	P	H
	*	2437	101.97	-	-	87.95	27.46	18.04	31.48	201	6	A	H
		2485.76	56.71	-17.29	74	42.32	27.71	18.14	31.46	201	6	P	H
		2483.68	46.1	-7.9	54	31.73	27.7	18.13	31.46	201	6	A	H
		2389.36	58.55	-15.45	74	44.8	27.29	17.96	31.5	102	87	P	V
		2390	47.98	-6.02	54	34.23	27.29	17.96	31.5	102	87	A	V
	*	2437	124.05	-	-	110.03	27.46	18.04	31.48	102	87	P	V
	*	2437	113.73	-	-	99.71	27.46	18.04	31.48	102	87	A	V
		2485.36	64.13	-9.87	74	49.74	27.71	18.14	31.46	102	87	P	V
		2483.6	51.7	-2.3	54	37.33	27.7	18.13	31.46	102	87	A	V

WIFI Ant. 0+2	Note	Frequency (MHz)	Level (dBμV/m)	Margin (dB)	Limit Line (dBμV/m)	Read Level (dBμV)	Antenna Factor (dB/m)	Path Loss (dB)	Preamp Factor (dB)	Ant Pos (cm)	Table Pos (deg)	Peak Avg. (P/A)	Pol. (H/V)
802.11ax HE20 Full CH 09 2452MHz		2335.44	55.09	-18.91	74	41.57	27.12	17.86	31.46	100	237	P	H
		2385.68	44.13	-9.87	54	30.32	27.27	17.95	31.41	100	237	A	H
	*	2452	109.43	-	-	95.15	27.52	18.08	31.32	100	237	P	H
	*	2452	99.92	-	-	85.64	27.52	18.08	31.32	100	237	A	H
		2488.03	58.39	-15.61	74	43.82	27.72	18.14	31.29	100	237	P	H
		2483.97	47.48	-6.52	54	32.95	27.7	18.13	31.3	100	237	A	H
		2378.32	55.66	-18.34	74	41.9	27.24	17.94	31.42	100	272	P	V
		2390	44.46	-9.54	54	30.62	27.29	17.96	31.41	100	272	A	V
	*	2452	119.14	-	-	104.86	27.52	18.08	31.32	100	272	P	V
	*	2452	110.23	-	-	95.95	27.52	18.08	31.32	100	272	A	V
		2484.04	63.96	-10.04	74	49.43	27.7	18.13	31.3	100	272	P	V
		2483.5	52.54	-1.46	54	38.01	27.7	18.13	31.3	100	272	A	V
802.11ax HE20 Full CH 10 2457MHz		2356.56	54.84	-19.16	74	41.34	27.14	17.89	31.53	100	186	P	H
		2382.48	44.17	-9.83	54	30.48	27.26	17.95	31.52	100	186	A	H
	*	2457	108.12	-	-	93.95	27.55	18.09	31.47	100	186	P	H
	*	2457	99.67	-	-	85.5	27.55	18.09	31.47	100	186	A	H
		2484.04	57.53	-16.47	74	43.16	27.7	18.13	31.46	100	186	P	H
		2483.55	47.22	-6.78	54	32.85	27.7	18.13	31.46	100	186	A	H
		2372.24	55.2	-18.8	74	41.58	27.21	17.93	31.52	110	274	P	V
		2389.2	44.41	-9.59	54	30.66	27.29	17.96	31.5	110	274	A	V
	*	2457	117.61	-	-	103.44	27.55	18.09	31.47	110	274	P	V
	*	2457	108.28	-	-	94.11	27.55	18.09	31.47	110	274	A	V
		2483.62	63.65	-10.35	74	49.28	27.7	18.13	31.46	110	274	P	V
		2483.55	52.65	-1.35	54	38.28	27.7	18.13	31.46	110	274	A	V

WIFI Ant. 0+2	Note	Frequency (MHz)	Level (dBµV/m)	Margin (dB)	Limit Line (dBµV/m)	Read Level (dBµV)	Antenna Factor (dB/m)	Path Loss (dB)	Preamp Factor (dB)	Ant Pos (cm)	Table Pos (deg)	Peak Avg. (P/A)	Pol. (H/V)
	*	2462	107	-	-	92.8	27.57	18.1	31.47	100	177	P	H
	*	2462	98.41	-	-	84.21	27.57	18.1	31.47	100	177	P	H
		2487	57.57	-16.43	74	43.17	27.72	18.14	31.46	100	177	P	H
		2483.56	47.21	-6.79	54	32.84	27.7	18.13	31.46	100	177	A	H
802.11ax													H
HE20 Full													H
CH 11	*	2462	116.55	-	-	102.35	27.57	18.1	31.47	100	95	P	V
2462MHz	*	2462	107.07	-	-	92.87	27.57	18.1	31.47	100	95	A	V
		2485.88	63.74	-10.26	74	49.35	27.71	18.14	31.46	100	95	P	V
		2483.56	53.17	-0.83	54	38.8	27.7	18.13	31.46	100	95	A	V
													V
													V
Remark	1. No other spurious found. 2. All results are PASS against Peak and Average limit line.												

2.4GHz 2400~2483.5MHz

WIFI 802.11ax HE20 Full (Harmonic @ 3m)

WIFI Ant. 0+2	Note	Frequency (MHz)	Level (dBµV/m)	Margin (dB)	Limit Line (dBµV/m)	Read Level (dBµV)	Antenna Factor (dB/m)	Path Loss (dB)	Preamp Factor (dB)	Ant Pos (cm)	Table Pos (deg)	Peak Avg. (P/A)	Pol. (H/V)
		4824	41.35	-32.65	74	63.8	32.53	12.09	67.07	-	-	P	H
													H
													H
													H
													H
													H
													H
													H
													H
													H
802.11ax													H
HE20 Full													H
CH 01		4824	44.07	-29.93	74	66.52	32.53	12.09	67.07	245	0	P	V
2412MHz		4824	33.99	-20.01	54	56.44	32.53	12.09	67.07	245	0	A	V
													V
													V
													V
													V
													V
													V
													V
													V
													V
													V

WIFI Ant. 0+2	Note	Frequency (MHz)	Level (dBµV/m)	Margin (dB)	Limit Line (dBµV/m)	Read Level (dBµV)	Antenna Factor (dB/m)	Path Loss (dB)	Preamp Factor (dB)	Ant Pos (cm)	Table Pos (deg)	Peak Avg. (P/A)	Pol. (H/V)
		4874	41.04	-32.96	74	63.19	32.72	12.23	67.1	-	-	P	H
		7311	45.63	-28.37	74	60.08	36.86	14.89	66.2	-	-	P	H
													H
													H
													H
													H
													H
													H
													H
													H
802.11ax													H
HE20 Full													H
CH 06		4874	44.43	-29.57	74	66.58	32.72	12.23	67.1	255	0	P	V
2437MHz		4874	34.4	-19.6	54	56.55	32.72	12.23	67.1	255	0	A	V
		7311	45.82	-28.18	74	60.27	36.86	14.89	66.2	-	-	P	V
													V
													V
													V
													V
													V
													V
													V
													V
													V

WIFI Ant. 0+2	Note	Frequency (MHz)	Level (dBμV/m)	Margin (dB)	Limit Line (dBμV/m)	Read Level (dBμV)	Antenna Factor (dB/m)	Path Loss (dB)	Preamp Factor (dB)	Ant Pos (cm)	Table Pos (deg)	Peak Avg. (P/A)	Pol. (H/V)
		4924	41.5	-32.5	74	63.42	32.91	12.35	67.18	-	-	P	H
		7386	45.17	-28.83	74	60.61	36.5	14.96	66.9	-	-	P	H
													H
													H
													H
													H
													H
													H
													H
													H
802.11ax													H
HE20 Full													H
CH 11		4924	42.63	-31.37	74	64.55	32.91	12.35	67.18	-	-	P	V
2462MHz		7386	44.52	-29.48	74	59.96	36.5	14.96	66.9	-	-	P	V
													V
													V
													V
													V
													V
													V
													V
													V
													V
													V

Remark

1. No other spurious found.
2. All results are PASS against Peak and Average limit line.
3. The emission position marked as "-" means no suspected emission found with sufficient margin against limit line or noise floor only.

2.4GHz 2400~2483.5MHz

WIFI 802.11ax HE20 Single RU (Band Edge @ 3m)

WIFI Ant. 0+2	Note	Frequency (MHz)	Level (dBμV/m)	Margin (dB)	Limit Line (dBμV/m)	Read Level (dBμV)	Antenna Factor (dB/m)	Path Loss (dB)	Preamp Factor (dB)	Ant Pos (cm)	Table Pos (deg)	Peak Avg. (P/A)	Pol. (H/V)
802.11ax HE20 Single RU CH 01 2412MHz		2390	56.73	-17.27	74	42.98	27.29	17.96	31.5	100	350	P	H
		2390	44.68	-9.32	54	30.93	27.29	17.96	31.5	100	350	A	H
	*	2403	113.88	-	-	99.99	27.39	17.99	31.49	100	350	P	H
	*	2403	106.88	-	-	92.99	27.39	17.99	31.49	100	350	A	H
													H
													H
		2390	69.64	-4.36	74	55.89	27.29	17.96	31.5	195	269	P	V
		2390	49.92	-4.08	54	36.17	27.29	17.96	31.5	195	269	A	V
	*	2403	121.86	-	-	107.97	27.39	17.99	31.49	195	269	P	V
	*	2403	111.74	-	-	97.85	27.39	17.99	31.49	195	269	A	V
													V
													V
802.11ax HE20 Single RU CH 02 2417MHz		2388.48	57.17	-16.83	74	43.43	27.28	17.96	31.5	202	346	P	H
		2390	45.39	-8.61	54	31.64	27.29	17.96	31.5	202	346	A	H
	*	2408	116.86	-	-	102.93	27.43	17.99	31.49	202	346	P	H
	*	2408	110.63	-	-	96.7	27.43	17.99	31.49	202	346	A	H
		2493.3	55.48	-18.52	74	41.03	27.76	18.15	31.46	202	346	P	H
		2499.3	45.03	-8.97	54	30.51	27.81	18.16	31.45	202	346	A	H
		2389.8	70.81	-3.19	74	57.06	27.29	17.96	31.5	100	261	P	V
		2390	53.42	-0.58	54	39.67	27.29	17.96	31.5	100	261	A	V
	*	2408	123.33	-	-	109.4	27.43	17.99	31.49	100	261	P	V
	*	2408	116.36	-	-	102.43	27.43	17.99	31.49	100	261	A	V
		2484.8	57.32	-16.68	74	42.95	27.7	18.13	31.46	100	261	P	V
		2486.7	46.11	-7.89	54	31.72	27.71	18.14	31.46	100	261	A	V

WIFI Ant. 0+2	Note	Frequency (MHz)	Level (dBμV/m)	Margin (dB)	Limit Line (dBμV/m)	Read Level (dBμV)	Antenna Factor (dB/m)	Path Loss (dB)	Preamp Factor (dB)	Ant Pos (cm)	Table Pos (deg)	Peak Avg. (P/A)	Pol. (H/V)
802.11ax HE20 Single RU CH 06 2437MHz		2386.64	55.28	-18.72	74	41.55	27.28	17.96	31.51	320	360	P	H
		2389.2	44.36	-9.64	54	30.61	27.29	17.96	31.5	320	360	A	H
	*	2428	116.83	-	-	102.83	27.46	18.03	31.49	320	360	P	H
	*	2428	110.83	-	-	96.83	27.46	18.03	31.49	320	360	A	H
		2487.2	58.22	-15.78	74	43.82	27.72	18.14	31.46	320	360	P	H
		2485.84	45.18	-8.82	54	30.79	27.71	18.14	31.46	320	360	A	H
		2387.6	60.26	-13.74	74	46.52	27.28	17.96	31.5	101	122	P	V
		2390	45.77	-8.23	54	32.02	27.29	17.96	31.5	101	122	A	V
	*	2428	128.29	-	-	114.29	27.46	18.03	31.49	101	122	P	V
	*	2428	123.57	-	-	109.57	27.46	18.03	31.49	101	122	A	V
		2487.84	72.39	-1.61	74	57.99	27.72	18.14	31.46	101	122	P	V
		2487.92	50.43	-3.57	54	36.03	27.72	18.14	31.46	101	122	A	V
802.11ax HE20 Single RU CH 09 2452MHz		2372.88	55.85	-18.15	74	42.13	27.21	17.93	31.42	100	234	P	H
		2390	44.52	-9.48	54	30.68	27.29	17.96	31.41	100	234	A	H
	*	2461	113.1	-	-	98.75	27.57	18.09	31.31	100	234	P	H
	*	2461	106.51	-	-	92.16	27.57	18.09	31.31	100	234	A	H
		2485	63.28	-10.72	74	48.75	27.7	18.13	31.3	100	234	P	H
		2485	46.77	-7.23	54	32.24	27.7	18.13	31.3	100	234	A	H
		2372.4	55.76	-18.24	74	42.04	27.21	17.93	31.42	100	274	P	V
		2389.52	45.56	-8.44	54	31.72	27.29	17.96	31.41	100	274	A	V
	*	2461	126.88	-	-	112.53	27.57	18.09	31.31	100	274	P	V
	*	2461	120	-	-	105.65	27.57	18.09	31.31	100	274	A	V
		2485.2	70.58	-3.42	74	56.04	27.71	18.13	31.3	100	274	P	V
		2485.3	51.18	-2.82	54	36.63	27.71	18.14	31.3	100	274	A	V

WIFI Ant. 0+2	Note	Frequency (MHz)	Level (dBμV/m)	Margin (dB)	Limit Line (dBμV/m)	Read Level (dBμV)	Antenna Factor (dB/m)	Path Loss (dB)	Preamp Factor (dB)	Ant Pos (cm)	Table Pos (deg)	Peak Avg. (P/A)	Pol. (H/V)
802.11ax HE20 Single RU CH 10 2457MHz		2388.24	55.35	-18.65	74	41.61	27.28	17.96	31.5	100	187	P	H
		2388.4	44.33	-9.67	54	30.59	27.28	17.96	31.5	100	187	A	H
	*	2466	119.69	-	-	105.46	27.6	18.1	31.47	100	187	P	H
	*	2466	111.95	-	-	97.72	27.6	18.1	31.47	100	187	A	H
		2486.42	65.84	-8.16	74	51.45	27.71	18.14	31.46	100	187	P	H
		2486.07	47.4	-6.6	54	33.01	27.71	18.14	31.46	100	187	A	H
		2359.92	55.02	-18.98	74	41.48	27.16	17.91	31.53	100	237	P	V
		2390	44.5	-9.5	54	30.75	27.29	17.96	31.5	100	237	A	V
	*	2466	124.12	-	-	109.89	27.6	18.1	31.47	100	237	P	V
	*	2466	110.65	-	-	96.42	27.6	18.1	31.47	100	237	A	V
		2483.76	73.24	-0.76	74	58.87	27.7	18.13	31.46	100	237	P	V
		2483.69	51.88	-2.12	54	37.51	27.7	18.13	31.46	100	237	A	V
802.11ax HE20 Single RU CH 11 2462MHz	*	2471	118.69	-	-	104.42	27.63	18.11	31.47	101	187	P	H
	*	2471	109.44	-	-	95.17	27.63	18.11	31.47	101	187	A	H
		2485.2	64.94	-9.06	74	50.56	27.71	18.13	31.46	101	187	P	H
		2485.16	46.18	-7.82	54	31.8	27.71	18.13	31.46	101	187	A	H
													H
													H
	*	2471	121.34	-	-	107.07	27.63	18.11	31.47	100	127	P	V
	*	2471	113.6	-	-	99.33	27.63	18.11	31.47	100	127	A	V
		2483.64	72.8	-1.2	74	58.43	27.7	18.13	31.46	100	127	P	V
		2483.52	50.15	-3.85	54	35.78	27.7	18.13	31.46	100	127	A	V
													V
													V

Remark

1. No other spurious found.
2. All results are PASS against Peak and Average limit line.

2.4GHz 2400~2483.5MHz

WIFI 802.11ax HE20 Single RU (Harmonic @ 3m)

WIFI Ant. 0+2	Note	Frequency (MHz)	Level (dBμV/m)	Margin (dB)	Limit Line (dBμV/m)	Read Level (dBμV)	Antenna Factor (dB/m)	Path Loss (dB)	Preamp Factor (dB)	Ant Pos (cm)	Table Pos (deg)	Peak Avg. (P/A)	Pol. (H/V)
802.11ax HE20 Single RU CH 01 2412MHz		4806	41.98	-32.02	74	64.56	32.44	12.05	67.07	-	-	P	H
													H
													H
													H
													H
													H
													H
													H
													H
													H
													H
		4806	51.02	-22.98	74	73.6	32.44	12.05	67.07	236	2	P	V
		4806	42.62	-11.38	54	65.2	32.44	12.05	67.07	236	2	A	V
													V
													V
													V
													V
													V
													V
													V
													V
													V
													V

WIFI Ant. 0+2	Note	Frequency (MHz)	Level (dBµV/m)	Margin (dB)	Limit Line (dBµV/m)	Read Level (dBµV)	Antenna Factor (dB/m)	Path Loss (dB)	Preamp Factor (dB)	Ant Pos (cm)	Table Pos (deg)	Peak Avg. (P/A)	Pol. (H/V)
802.11ax HE20 Single RU CH 06 2437MHz		4856	42.78	-31.22	74	65.02	32.67	12.17	67.08	-	-	P	H
		7284	51.43	-22.57	74	65.43	36.96	14.86	65.82	297	0	P	H
		7284	40.44	-13.56	54	54.44	36.96	14.86	65.82	297	0	A	H
													H
													H
													H
													H
													H
													H
													H
													H
													H
		4856	51.61	-22.39	74	73.85	32.67	12.17	67.08	238	0	P	V
		4856	42.98	-11.02	54	65.22	32.67	12.17	67.08	238	0	A	V
		7284	51.32	-22.68	74	65.32	36.96	14.86	65.82	312	27	P	V
		7284	41.27	-12.73	54	55.27	36.96	14.86	65.82	312	27	A	V
		9712	56.97	-17.03	74	70.02	38.37	16.91	68.33	303	0	P	V
													V
													V
													V
													V
													V
													V
													V

WIFI Ant. 0+2	Note	Frequency (MHz)	Level (dBµV/m)	Margin (dB)	Limit Line (dBµV/m)	Read Level (dBµV)	Antenna Factor (dB/m)	Path Loss (dB)	Preamp Factor (dB)	Ant Pos (cm)	Table Pos (deg)	Peak Avg. (P/A)	Pol. (H/V)
802.11ax HE20 Single RU CH 11 2462MHz		4942	40.41	-33.59	74	62.21	33.01	12.41	67.22	-	-	P	H
		7413	44.51	-29.49	74	60.06	36.4	14.98	66.93	-	-	P	H
													H
													H
													H
													H
													H
													H
													H
													H
													H
													H
		4942	49.25	-24.75	74	71.05	33.01	12.41	67.22	212	0	P	V
		4942	38.13	-15.87	54	59.93	33.01	12.41	67.22	212	0	A	V
		7413	44.56	-29.44	74	60.11	36.4	14.98	66.93	-	-	P	V
													V
													V
													V
													V
													V
													V
													V
													V
													V

Remark

1. No other spurious found.
2. All results are PASS against Peak and Average limit line.
3. The emission position marked as "-" means no suspected emission found with sufficient margin against limit line or noise floor only.

Emission above 18GHz

2.4GHz WIFI 802.11g (SHF)

WIFI Ant. 0+2	Note	Frequency (MHz)	Level (dBμV/m)	Margin (dB)	Limit Line (dBμV/m)	Read Level (dBμV)	Antenna Factor (dB/m)	Path Loss (dB)	Preamp Factor (dB)	Ant Pos (cm)	Table Pos (deg)	Peak Avg. (P/A)	Pol. (H/V)
2.4GHz 802.11g SHF		24895	42.87	-31.13	74	35.23	38.88	17.85	49.09	-	-	P	H
													H
													H
													H
													H
													H
													H
													H
													H
													H
													H
													H
		24867	43.05	-30.95	74	35.41	38.88	17.83	49.07	-	-	P	V
													V
													V
													V
													V
													V
													V
													V
													V
													V
													V
													V

Remark

1. No other spurious found.
2. All results are PASS against Peak and Average limit line.
3. The emission position marked as "-" means no suspected emission found with sufficient margin against limit line or noise floor only.

Emission below 1GHz

2.4GHz WIFI 802.11g (LF)

WIFI Ant. 0+2	Note	Frequency (MHz)	Level (dBμV/m)	Margin (dB)	Limit Line (dBμV/m)	Read Level (dBμV)	Antenna Factor (dB/m)	Path Loss (dB)	Preamp Factor (dB)	Ant Pos (cm)	Table Pos (deg)	Peak Avg. (P/A)	Pol. (H/V)
2.4GHz 802.11g LF		116.33	30.79	-12.71	43.5	44	17.4	1.86	32.47	-	-	P	H
		131.85	35.73	-7.77	43.5	48.8	17.4	1.99	32.46	-	-	P	H
		282.2	25.95	-20.05	46	36.56	18.89	2.91	32.41	-	-	P	H
		356.89	29.88	-16.12	46	38.26	20.71	3.33	32.42	-	-	P	H
		536.34	32.49	-13.51	46	36.91	24.13	4.03	32.58	-	-	P	H
		959.26	34.11	-11.89	46	28.24	31.39	5.46	30.98	-	-	P	H
													H
													H
													H
													H
													H
													H
		36.79	31.44	-8.56	40	41.5	21.31	1.08	32.45	-	-	P	V
		48.43	31.43	-8.57	40	47.74	14.89	1.23	32.43	-	-	P	V
		105.66	29.09	-14.41	43.5	42.86	16.87	1.84	32.48	-	-	P	V
		139.61	33.27	-10.23	43.5	46.14	17.5	2.07	32.44	-	-	P	V
		577.08	32.79	-13.21	46	35.08	26.06	4.16	32.51	-	-	P	V
		959.26	34.31	-11.69	46	28.44	31.39	5.46	30.98	-	-	P	V
													V
													V
													V
													V
													V
													V
Remark	1. No other spurious found. 2. All results are PASS against Peak and Average limit line. 3. The emission position marked as “-” means no suspected emission found and emission level has at least 6dB margin against limit or noise floor only.												

<With High Gain Antenna>

2.4GHz 2400~2483.5MHz

WIFI 802.11g (Band Edge @ 3m)

WIFI Ant. 0+2	Note	Frequency (MHz)	Level (dBμV/m)	Margin (dB)	Limit Line (dBμV/m)	Read Level (dBμV)	Antenna Factor (dB/m)	Path Loss (dB)	Preamp Factor (dB)	Ant Pos (cm)	Table Pos (deg)	Peak Avg. (P/A)	Pol. (H/V)
802.11g CH 01 2412MHz		2390	63.95	-10.05	74	50.11	27.29	17.96	31.41	400	184	P	H
		2390	51.78	-2.22	54	37.94	27.29	17.96	31.41	400	184	A	H
	*	2412	116.77	-	-	102.71	27.44	18	31.38	400	184	P	H
	*	2412	109.45	-	-	95.39	27.44	18	31.38	400	184	A	H
													H
													H
		2389.905	56.59	-17.41	74	42.75	27.29	17.96	31.41	393	206	P	V
		2390	46.76	-7.24	54	32.92	27.29	17.96	31.41	393	206	A	V
	*	2412	110.75	-	-	96.69	27.44	18	31.38	393	206	P	V
	*	2412	104.26	-	-	90.2	27.44	18	31.38	393	206	A	V
													V
													V
802.11g CH 02 2417MHz		2389.84	63.5	-10.5	74	49.66	27.29	17.96	31.41	102	197	P	H
		2389.84	51.56	-2.44	54	37.72	27.29	17.96	31.41	102	197	A	H
	*	2417	120.95	-	-	106.86	27.45	18.01	31.37	102	197	P	H
	*	2417	113.61	-	-	99.52	27.45	18.01	31.37	102	197	A	H
		2485.6	56.82	-17.18	74	42.27	27.71	18.14	31.3	102	197	P	H
		2484.7	47.27	-6.73	54	32.74	27.7	18.13	31.3	102	197	A	H
		2348.88	55.62	-18.38	74	42.1	27.11	17.88	31.47	296	210	P	V
		2390	45.39	-8.61	54	31.55	27.29	17.96	31.41	296	210	A	V
	*	2417	113.35	-	-	99.26	27.45	18.01	31.37	296	210	P	V
	*	2417	106.71	-	-	92.62	27.45	18.01	31.37	296	210	A	V
		2488.03	55.6	-18.4	74	41.03	27.72	18.14	31.29	296	210	P	V
		2487.94	46.07	-7.93	54	31.5	27.72	18.14	31.29	296	210	A	V

WIFI Ant. 0+2	Note	Frequency (MHz)	Level (dBμV/m)	Margin (dB)	Limit Line (dBμV/m)	Read Level (dBμV)	Antenna Factor (dB/m)	Path Loss (dB)	Preamp Factor (dB)	Ant Pos (cm)	Table Pos (deg)	Peak Avg. (P/A)	Pol. (H/V)
802.11g CH 03 2422MHz		2390	62.82	-11.18	74	48.98	27.29	17.96	31.41	226	196	P	H
		2390	50.77	-3.23	54	36.93	27.29	17.96	31.41	226	196	A	H
	*	2422	121	-	-	106.89	27.45	18.02	31.36	226	196	P	H
	*	2422	113.89	-	-	99.78	27.45	18.02	31.36	226	196	A	H
		2484.4	57.04	-16.96	74	42.51	27.7	18.13	31.3	226	196	P	H
		2484.08	47.67	-6.33	54	33.14	27.7	18.13	31.3	226	196	A	H
		2345.68	55.42	-18.58	74	41.9	27.11	17.87	31.46	373	213	P	V
		2390	45.55	-8.45	54	31.71	27.29	17.96	31.41	373	213	A	V
	*	2422	114.67	-	-	100.56	27.45	18.02	31.36	373	213	P	V
	*	2422	107.26	-	-	93.15	27.45	18.02	31.36	373	213	A	V
		2494.4	56.42	-17.58	74	41.78	27.77	18.15	31.28	373	213	P	V
		2487.52	46.17	-7.83	54	31.6	27.72	18.14	31.29	373	213	A	V
802.11g CH 06 2437MHz		2389.36	61.85	-12.15	74	48.01	27.29	17.96	31.41	137	205	P	H
		2388.88	49.69	-4.31	54	35.85	27.29	17.96	31.41	137	205	A	H
	*	2437	123.6	-	-	109.44	27.46	18.04	31.34	137	205	P	H
	*	2437	116.07	-	-	101.91	27.46	18.04	31.34	137	205	A	H
		2484.08	64.68	-9.32	74	50.15	27.7	18.13	31.3	137	205	P	H
		2483.52	52.4	-1.6	54	37.87	27.7	18.13	31.3	137	205	A	H
		2389.04	57.84	-16.16	74	44	27.29	17.96	31.41	100	168	P	V
		2390	46.53	-7.47	54	32.69	27.29	17.96	31.41	100	168	A	V
	*	2437	114.04	-	-	99.88	27.46	18.04	31.34	100	168	P	V
	*	2437	106.8	-	-	92.64	27.46	18.04	31.34	100	168	A	V
		2483.52	58.45	-15.55	74	43.92	27.7	18.13	31.3	100	168	P	V
		2483.52	47.53	-6.47	54	33	27.7	18.13	31.3	100	168	A	V

WIFI Ant. 0+2	Note	Frequency (MHz)	Level (dBμV/m)	Margin (dB)	Limit Line (dBμV/m)	Read Level (dBμV)	Antenna Factor (dB/m)	Path Loss (dB)	Preamp Factor (dB)	Ant Pos (cm)	Table Pos (deg)	Peak Avg. (P/A)	Pol. (H/V)
802.11g CH 08 2447MHz		2373.36	55.68	-18.32	74	41.95	27.22	17.93	31.42	184	191	P	H
		2390	46.48	-7.52	54	32.64	27.29	17.96	31.41	184	191	A	H
	*	2447	123.4	-	-	109.17	27.49	18.07	31.33	184	191	P	H
	*	2447	115.92	-	-	101.69	27.49	18.07	31.33	184	191	A	H
		2483.52	64.8	-9.2	74	50.27	27.7	18.13	31.3	184	191	P	H
		2483.52	52.95	-1.05	54	38.42	27.7	18.13	31.3	184	191	A	H
		2366	54.69	-19.31	74	41.03	27.18	17.92	31.44	101	169	P	V
		2389.84	45.19	-8.81	54	31.35	27.29	17.96	31.41	101	169	A	V
	*	2447	116.59	-	-	102.36	27.49	18.07	31.33	101	169	P	V
	*	2447	109.11	-	-	94.88	27.49	18.07	31.33	101	169	A	V
		2483.6	59.51	-14.49	74	44.98	27.7	18.13	31.3	101	169	P	V
		2483.52	49.22	-4.78	54	34.69	27.7	18.13	31.3	101	169	A	V
802.11g CH 09 2452MHz		2360.88	55.78	-18.22	74	42.17	27.16	17.91	31.46	100	212	P	H
		2389.36	45.49	-8.51	54	31.65	27.29	17.96	31.41	100	212	A	H
	*	2452	121	-	-	106.72	27.52	18.08	31.32	100	212	P	H
	*	2452	113.5	-	-	99.22	27.52	18.08	31.32	100	212	A	H
		2483.6	63.51	-10.49	74	48.98	27.7	18.13	31.3	100	212	P	H
		2483.6	53.59	-0.41	54	39.06	27.7	18.13	31.3	100	212	A	H
		2371.76	55.27	-18.73	74	41.55	27.21	17.93	31.42	340	217	P	V
		2380.72	45.12	-8.88	54	31.33	27.25	17.95	31.41	340	217	A	V
	*	2452	113.55	-	-	99.27	27.52	18.08	31.32	340	217	P	V
	*	2452	106.2	-	-	91.92	27.52	18.08	31.32	340	217	A	V
		2483.68	58.47	-15.53	74	43.94	27.7	18.13	31.3	340	217	P	V
		2484.4	48.29	-5.71	54	33.76	27.7	18.13	31.3	340	217	A	V

WIFI Ant. 0+2	Note	Frequency (MHz)	Level (dBμV/m)	Margin (dB)	Limit Line (dBμV/m)	Read Level (dBμV)	Antenna Factor (dB/m)	Path Loss (dB)	Preamp Factor (dB)	Ant Pos (cm)	Table Pos (deg)	Peak Avg. (P/A)	Pol. (H/V)
802.11g CH 10 2457MHz		2385.2	55.32	-18.68	74	41.51	27.27	17.95	31.41	101	199	P	H
		2389.52	45.56	-8.44	54	31.72	27.29	17.96	31.41	101	199	A	H
	*	2457	121.3	-	-	106.98	27.55	18.09	31.32	101	199	P	H
	*	2457	113.64	-	-	99.32	27.55	18.09	31.32	101	199	A	H
		2483.5	63.21	-10.79	74	48.68	27.7	18.13	31.3	101	199	P	H
		2483.5	52.74	-1.26	54	38.21	27.7	18.13	31.3	101	199	A	H
		2320.24	55.55	-18.45	74	42.1	27.09	17.83	31.47	100	171	P	V
		2389.52	45.11	-8.89	54	31.27	27.29	17.96	31.41	100	171	A	V
	*	2457	113.62	-	-	99.3	27.55	18.09	31.32	100	171	P	V
	*	2457	106.17	-	-	91.85	27.55	18.09	31.32	100	171	A	V
		2486.28	57.95	-16.05	74	43.4	27.71	18.14	31.3	100	171	P	V
		2483.5	48.17	-5.83	54	33.64	27.7	18.13	31.3	100	171	A	V
802.11g CH 11 2462MHz	*	2462	117.2	-	-	102.84	27.57	18.1	31.31	100	193	P	H
	*	2462	110.1	-	-	95.74	27.57	18.1	31.31	100	193	A	H
		2483.52	64.06	-9.94	74	49.53	27.7	18.13	31.3	100	193	P	H
		2483.6	53.56	-0.44	54	39.03	27.7	18.13	31.3	100	193	A	H
													H
													H
	*	2462	108.9	-	-	94.54	27.57	18.1	31.31	100	170	P	V
	*	2462	101.26	-	-	86.9	27.57	18.1	31.31	100	170	A	V
		2483.92	57.49	-16.51	74	42.96	27.7	18.13	31.3	100	170	P	V
		2483.56	47.93	-6.07	54	33.4	27.7	18.13	31.3	100	170	A	V
													V
													V
Remark	1. No other spurious found. 2. All results are PASS against Peak and Average limit line.												

2.4GHz 2400~2483.5MHz

WIFI 802.11g (Harmonic @ 3m)

WIFI Ant. 0+2	Note	Frequency (MHz)	Level (dBµV/m)	Margin (dB)	Limit Line (dBµV/m)	Read Level (dBµV)	Antenna Factor (dB/m)	Path Loss (dB)	Preamp Factor (dB)	Ant Pos (cm)	Table Pos (deg)	Peak Avg. (P/A)	Pol. (H/V)
802.11g CH 01 2412MHz		4824	45.09	-28.91	74	56.42	32.55	12.11	55.99	200	170	P	H
		4824	35.39	-18.61	54	46.72	32.55	12.11	55.99	200	170	A	H
													H
													H
													H
													H
													H
													H
													H
													H
													H
													H
		4824	41.44	-32.56	74	52.81	32.53	12.09	55.99	400	286	P	V
		4824	32.47	-21.53	54	43.84	32.53	12.09	55.99	400	286	A	V
													V
													V
													V
													V
													V
													V
													V
													V
													V
													V

WIFI Ant. 0+2	Note	Frequency (MHz)	Level (dBµV/m)	Margin (dB)	Limit Line (dBµV/m)	Read Level (dBµV)	Antenna Factor (dB/m)	Path Loss (dB)	Preamp Factor (dB)	Ant Pos (cm)	Table Pos (deg)	Peak Avg. (P/A)	Pol. (H/V)
		4874	44.39	-29.61	74	55.37	32.72	12.23	55.93	200	166	P	H
		4874	35.66	-18.34	54	46.64	32.72	12.23	55.93	200	166	A	H
		7311	43.88	-30.12	74	47.45	36.86	14.89	55.32	-	-	P	H
													H
													H
													H
													H
													H
													H
													H
													H
802.11g CH 06 2437MHz		4874	40.2	-33.8	74	51.18	32.72	12.23	55.93	-	-	P	V
		7311	44.37	-29.63	74	47.94	36.86	14.89	55.32	-	-	P	V
													V
													V
													V
													V
													V
													V
													V
													V
													V
													V

WIFI Ant. 0+2	Note	Frequency (MHz)	Level (dBµV/m)	Margin (dB)	Limit Line (dBµV/m)	Read Level (dBµV)	Antenna Factor (dB/m)	Path Loss (dB)	Preamp Factor (dB)	Ant Pos (cm)	Table Pos (deg)	Peak Avg. (P/A)	Pol. (H/V)
802.11g CH 11 2462MHz		4924	43.53	-30.47	74	54.16	32.91	12.35	55.89	300	175	P	H
		4924	33.63	-20.37	54	44.26	32.91	12.35	55.89	300	175	A	H
		7386	43.92	-30.08	74	47.44	36.5	14.96	54.98	-	-	P	H
													H
													H
													H
													H
													H
													H
													H
													H
													H
		4924	39.57	-34.43	74	50.2	32.91	12.35	55.89	-	-	P	V
		7386	43.69	-30.31	74	47.21	36.5	14.96	54.98	-	-	P	V
													V
													V
													V
													V
													V
													V
													V
													V
													V
													V
Remark	1. No other spurious found. 2. All results are PASS against Peak and Average limit line. 3. The emission position marked as "-" means no suspected emission found with sufficient margin against limit line or noise floor only.												

2.4GHz 2400~2483.5MHz

WIFI 802.11ax HE5 (Band Edge @ 3m)

WIFI Ant. 0+2	Note	Frequency (MHz)	Level (dBµV/m)	Margin (dB)	Limit Line (dBµV/m)	Read Level (dBµV)	Antenna Factor (dB/m)	Path Loss (dB)	Preamp Factor (dB)	Ant Pos (cm)	Table Pos (deg)	Peak Avg. (P/A)	Pol. (H/V)
802.11ax HE5 CH 00 2407MHz		2389.8	64.86	-9.14	74	51.02	27.29	17.96	31.41	168	198	P	H
		2389.905	52.22	-1.78	54	38.38	27.29	17.96	31.41	168	198	A	H
	*	2407	126.51	-	-	112.49	27.42	17.99	31.39	168	198	P	H
	*	2407	117.92	-	-	103.9	27.42	17.99	31.39	168	198	A	H
													H
													H
		2389.8	59.89	-14.11	74	46.05	27.29	17.96	31.41	100	153	P	V
		2390	46.13	-7.87	54	32.29	27.29	17.96	31.41	100	153	A	V
	*	2407	117.91	-	-	103.89	27.42	17.99	31.39	100	153	P	V
	*	2407	110.07	-	-	96.05	27.42	17.99	31.39	100	153	A	V
													V
													V
802.11ax HE5 CH 0.5 2409.5MHz		2389.905	64.46	-9.54	74	50.62	27.29	17.96	7.98	31.41	200	P	H
		2390	53.45	-0.55	54	39.61	27.29	17.96	7.98	31.41	200	A	H
	*	2409.5	125.77	-	-	111.72	27.44	18	8.02	31.39	200	P	H
	*	2409.5	118.14	-	-	104.09	27.44	18	8.02	31.39	200	A	H
												P	H
												A	H
		2389.8	58.16	-15.84	74	44.32	27.29	17.96	7.98	31.41	100	P	V
		2390	46.13	-7.87	54	32.29	27.29	17.96	7.98	31.41	100	A	V
	*	2409.5	119.8	-	-	105.75	27.44	18	8.02	31.39	100	P	V
	*	2409.5	112.29	-	-	98.24	27.44	18	8.02	31.39	100	A	V
												P	V
												A	V

WIFI Ant. 0+2	Note	Frequency (MHz)	Level (dBµV/m)	Margin (dB)	Limit Line (dBµV/m)	Read Level (dBµV)	Antenna Factor (dB/m)	Path Loss (dB)	Preamp Factor (dB)	Ant Pos (cm)	Table Pos (deg)	Peak Avg. (P/A)	Pol. (H/V)
802.11ax HE5 CH 06 2437MHz		2383.44	56.18	-17.82	74	42.38	27.26	17.95	31.41	300	190	P	H
		2390	45.75	-8.25	54	31.91	27.29	17.96	31.41	300	190	A	H
	*	2437	127.41	-	-	113.25	27.46	18.04	31.34	300	190	P	H
	*	2437	119.57	-	-	105.41	27.46	18.04	31.34	300	190	A	H
		2483.52	57.56	-16.44	74	43.03	27.7	18.13	31.3	300	190	P	H
		2484.48	47.15	-6.85	54	32.62	27.7	18.13	31.3	300	190	A	H
		2374.32	55.54	-18.46	74	41.8	27.22	17.94	31.42	300	205	P	V
		2389.84	44.83	-9.17	54	30.99	27.29	17.96	31.41	300	205	A	V
	*	2437	121.32	-	-	107.16	27.46	18.04	31.34	300	205	P	V
	*	2437	113.86	-	-	99.7	27.46	18.04	31.34	300	205	A	V
		2486.08	56.12	-17.88	74	41.57	27.71	18.14	31.3	300	205	P	V
		2483.92	45.81	-8.19	54	31.28	27.7	18.13	31.3	300	205	A	V
802.11ax HE5 CH 12 2467MHz	*	2467	127.01	-	-	112.62	27.6	18.1	31.31	112	210	P	H
	*	2467	119.68	-	-	105.29	27.6	18.1	31.31	112	210	A	H
		2483.52	65.96	-8.04	74	51.43	27.7	18.13	31.3	112	210	P	H
		2483.56	53.63	-0.37	54	39.1	27.7	18.13	31.3	112	210	A	H
													H
													H
	*	2467	119.55	-	-	105.16	27.6	18.1	31.31	191	20	P	V
	*	2467	111.75	-	-	97.36	27.6	18.1	31.31	191	20	A	V
		2484.8	58.38	-15.62	74	43.85	27.7	18.13	31.3	191	20	P	V
		2483.72	47.78	-6.22	54	33.25	27.7	18.13	31.3	191	20	A	V
													V
													V

WIFI Ant. 0+2	Note	Frequency (MHz)	Level (dBμV/m)	Margin (dB)	Limit Line (dBμV/m)	Read Level (dBμV)	Antenna Factor (dB/m)	Path Loss (dB)	Preamp Factor (dB)	Ant Pos (cm)	Table Pos (deg)	Peak Avg. (P/A)	Pol. (H/V)
	*	2469.5	125.48	-	-	111.06	27.62	18.11	31.31	289	185	P	H
	*	2469.5	117.26	-	-	102.84	27.62	18.11	31.31	289	185	A	H
		2484.44	65.43	-8.57	74	50.9	27.7	18.13	31.3	289	185	P	H
		2483.6	53.42	-0.58	54	38.89	27.7	18.13	31.3	289	185	A	H
802.11ax													H
HE5													H
CH 12.5	*	2469.5	117.59	-	-	103.17	27.62	18.11	31.31	100	150	P	V
2469.5MHz	*	2469.5	109.58	-	-	95.16	27.62	18.11	31.31	100	150	A	V
		2484.2	58.41	-15.59	74	43.88	27.7	18.13	31.3	100	150	P	V
		2483.52	48.18	-5.82	54	33.65	27.7	18.13	31.3	100	150	A	V
													V
													V
	*	2472	123.67	-	-	109.23	27.63	18.11	31.3	240	199	P	H
	*	2472	115.15	-	-	100.71	27.63	18.11	31.3	240	199	A	H
		2487	68.27	-5.73	74	53.7	27.72	18.14	31.29	240	199	P	H
		2483.52	53.28	-0.72	54	38.75	27.7	18.13	31.3	240	199	A	H
802.11ax													H
HE5													H
CH 13	*	2472	116.19	-	-	101.75	27.63	18.11	31.3	300	211	P	V
2472MHz	*	2472	108.28	-	-	93.84	27.63	18.11	31.3	300	211	A	V
		2485.28	64.57	-9.43	74	50.03	27.71	18.13	31.3	300	211	P	V
		2484.64	48.33	-5.67	54	33.8	27.7	18.13	31.3	300	211	A	V
													V
													V

Remark

1. No other spurious found.
2. All results are PASS against Peak and Average limit line.

2.4GHz 2400~2483.5MHz

WIFI 802.11ax HE5 (Harmonic @ 3m)

WIFI Ant. 0+2	Note	Frequency (MHz)	Level (dBµV/m)	Margin (dB)	Limit Line (dBµV/m)	Read Level (dBµV)	Antenna Factor (dB/m)	Path Loss (dB)	Preamp Factor (dB)	Ant Pos (cm)	Table Pos (deg)	Peak Avg. (P/A)	Pol. (H/V)
		4814	45.94	-28.06	74	57.39	32.48	12.06	55.99	256	205	P	H
		4814	35.3	-18.7	54	46.75	32.48	12.06	55.99	256	205	A	H
													H
													H
													H
													H
													H
													H
													H
													H
802.11ax													H
HE5													H
CH 00		4814	40.66	-33.34	74	52.11	32.48	12.06	55.99	-	-	P	V
2407MHz													V
													V
													V
													V
													V
													V
													V
													V
													V
													V
													V

WIFI Ant. 0+2	Note	Frequency (MHz)	Level (dBµV/m)	Margin (dB)	Limit Line (dBµV/m)	Read Level (dBµV)	Antenna Factor (dB/m)	Path Loss (dB)	Preamp Factor (dB)	Ant Pos (cm)	Table Pos (deg)	Peak Avg. (P/A)	Pol. (H/V)
		4874	51.99	-22.01	74	62.97	32.72	12.23	55.93	149	25	P	H
		4874	41.7	-12.3	54	52.68	32.72	12.23	55.93	149	25	A	H
		7311	45.45	-28.55	74	49.02	36.86	14.89	55.32	-	-	P	H
													H
													H
													H
													H
													H
													H
													H
802.11ax													H
HE5													H
CH 06		4874	48.25	-25.75	74	59.23	32.72	12.23	55.93	276	234	P	V
2437MHz		4874	38.94	-15.06	54	49.92	32.72	12.23	55.93	276	234	A	V
		7311	48.67	-25.33	74	52.24	36.86	14.89	55.32	358	92	P	V
		7311	37.82	-16.18	54	41.39	36.86	14.89	55.32	358	92	A	V
													V
													V
													V
													V
													V
													V
													V
													V

WIFI Ant. 0+2	Note	Frequency (MHz)	Level (dBμV/m)	Margin (dB)	Limit Line (dBμV/m)	Read Level (dBμV)	Antenna Factor (dB/m)	Path Loss (dB)	Preamp Factor (dB)	Ant Pos (cm)	Table Pos (deg)	Peak Avg. (P/A)	Pol. (H/V)
		4944	51.11	-22.89	74	61.58	33.02	12.42	55.91	254	172	P	H
		4944	42.16	-11.84	54	52.63	33.02	12.42	55.91	254	172	A	H
		7416	45.04	-28.96	74	48.49	36.39	14.98	54.82	-	-	P	H
													H
													H
													H
													H
													H
													H
													H
802.11ax													H
HE5													H
CH 13		4944	45.22	-28.78	74	55.69	33.02	12.42	55.91	322	74	P	V
2472MHz		4944	36.36	-17.64	54	46.83	33.02	12.42	55.91	322	74	A	V
		7416	44.38	-29.62	74	47.83	36.39	14.98	54.82	-	-	P	V
													V
													V
													V
													V
													V
													V
													V
													V
													V

Remark

1. No other spurious found.
2. All results are PASS against Peak and Average limit line.
3. The emission position marked as "-" means no suspected emission found with sufficient margin against limit line or noise floor only.

2.4GHz 2400~2483.5MHz

WIFI 802.11ax HE10 (Band Edge @ 3m)

WIFI Ant. 0+2	Note	Frequency (MHz)	Level (dBμV/m)	Margin (dB)	Limit Line (dBμV/m)	Read Level (dBμV)	Antenna Factor (dB/m)	Path Loss (dB)	Preamp Factor (dB)	Ant Pos (cm)	Table Pos (deg)	Peak Avg. (P/A)	Pol. (H/V)
		2389.59	60.9	-13.1	74	47.06	27.29	17.96	31.41	247	192	P	H
		2390	50.56	-3.44	54	36.72	27.29	17.96	31.41	247	192	A	H
	*	2407	120.41	-	-	106.39	27.42	17.99	31.39	247	192	P	H
	*	2407	112.73	-	-	98.71	27.42	17.99	31.39	247	192	P	H
802.11ax													H
HE10													H
CH 00		2388.54	55.7	-18.3	74	41.87	27.28	17.96	31.41	308	208	P	V
2407MHz		2390	45.44	-8.56	54	31.6	27.29	17.96	31.41	308	208	A	V
	*	2407	114.8	-	-	100.78	27.42	17.99	31.39	308	208	P	V
	*	2407	106.44	-	-	92.42	27.42	17.99	31.39	308	208	A	V
													V
													V
		2390	62.94	-11.06	74	49.1	27.29	17.96	31.41	147	197	P	H
		2390	51.64	-2.36	54	37.8	27.29	17.96	31.41	147	197	A	H
	*	2412	124.46	-	-	110.4	27.44	18	31.38	147	197	P	H
	*	2412	115.48	-	-	101.42	27.44	18	31.38	147	197	A	H
802.11ax													H
HE10													H
CH 01		2353.26	55.86	-18.14	74	42.31	27.13	17.89	31.47	306	209	P	V
2412MHz		2390	45.48	-8.52	54	31.64	27.29	17.96	31.41	306	209	A	V
	*	2412	116.47	-	-	102.41	27.44	18	31.38	306	209	P	V
	*	2412	108.18	-	-	94.12	27.44	18	31.38	306	209	A	V
													V
													V

WIFI Ant. 0+2	Note	Frequency (MHz)	Level (dBµV/m)	Margin (dB)	Limit Line (dBµV/m)	Read Level (dBµV)	Antenna Factor (dB/m)	Path Loss (dB)	Preamp Factor (dB)	Ant Pos (cm)	Table Pos (deg)	Peak Avg. (P/A)	Pol. (H/V)
802.11ax HE10 CH 02 2417MHz		2390	66.44	-7.56	74	52.6	27.29	17.96	31.41	175	192	P	H
		2390	52.68	-1.32	54	38.84	27.29	17.96	31.41	175	192	A	H
	*	2417	125.15	-	-	111.06	27.45	18.01	31.37	175	192	P	H
	*	2417	116.72	-	-	102.63	27.45	18.01	31.37	175	192	A	H
		2484.2	56.98	-17.02	74	42.45	27.7	18.13	31.3	175	192	P	H
		2483.7	46.83	-7.17	54	32.3	27.7	18.13	31.3	175	192	A	H
		2389.52	56.01	-17.99	74	42.17	27.29	17.96	31.41	400	218	P	V
		2390	46.02	-7.98	54	32.18	27.29	17.96	31.41	400	218	A	V
	*	2417	117.37	-	-	103.28	27.45	18.01	31.37	400	218	P	V
	*	2417	109.04	-	-	94.95	27.45	18.01	31.37	400	218	A	V
		2491.4	55.4	-18.6	74	40.8	27.74	18.15	31.29	400	218	P	V
		2491.3	45.52	-8.48	54	30.92	27.74	18.15	31.29	400	218	A	V
802.11ax HE10 CH 06 2437MHz		2390	59.29	-14.71	74	45.45	27.29	17.96	31.41	174	208	P	H
		2390	49.18	-4.82	54	35.34	27.29	17.96	31.41	174	208	A	H
	*	2437	125.37	-	-	111.21	27.46	18.04	31.34	174	208	P	H
	*	2437	117.86	-	-	103.7	27.46	18.04	31.34	174	208	A	H
		2483.6	60.6	-13.4	74	46.07	27.7	18.13	31.3	174	208	P	H
		2483.68	49.42	-4.58	54	34.89	27.7	18.13	31.3	174	208	A	H
		2315.6	55.21	-18.79	74	41.78	27.09	17.82	31.48	305	207	P	V
		2390	45.29	-8.71	54	31.45	27.29	17.96	31.41	305	207	A	V
	*	2437	119.6	-	-	105.44	27.46	18.04	31.34	305	207	P	V
	*	2437	111.85	-	-	97.69	27.46	18.04	31.34	305	207	A	V
		2484.24	56	-18	74	41.47	27.7	18.13	31.3	305	207	P	V
		2483.52	46.15	-7.85	54	31.62	27.7	18.13	31.3	305	207	A	V

		2389.52	55.69	-18.31	74	41.85	27.29	17.96	31.41	300	183	P	H
		2389.68	45.38	-8.62	54	31.54	27.29	17.96	31.41	300	183	A	H
	*	2457	126.56	-	-	112.24	27.55	18.09	31.32	300	183	P	H
	*	2457	117.78	-	-	103.46	27.55	18.09	31.32	300	183	A	H
802.11ax		2484.32	64.39	-9.61	74	49.86	27.7	18.13	31.3	300	183	P	H
HE10		2483.55	53.51	-0.49	54	38.98	27.7	18.13	31.3	300	183	A	H
CH 10		2388.72	55.1	-18.9	74	41.27	27.28	17.96	31.41	100	165	P	V
2457MHz		2389.36	44.54	-9.46	54	30.7	27.29	17.96	31.41	100	165	A	V
	*	2457	119.31	-	-	104.99	27.55	18.09	31.32	100	165	P	V
	*	2457	110.22	-	-	95.9	27.55	18.09	31.32	100	165	A	V
		2483.97	59.38	-14.62	74	44.85	27.7	18.13	31.3	100	165	P	V
		2483.5	48.4	-5.6	54	33.87	27.7	18.13	31.3	100	165	A	V
	*	2462	125.4	-	-	111.04	27.57	18.1	31.31	103	212	P	H
	*	2462	116.35	-	-	101.99	27.57	18.1	31.31	103	212	A	H
		2484.16	64.15	-9.85	74	49.62	27.7	18.13	31.3	103	212	P	H
		2483.52	53.13	-0.87	54	38.6	27.7	18.13	31.3	103	212	A	H
802.11ax													H
HE10													H
CH 11	*	2462	116.47	-	-	102.11	27.57	18.1	31.31	207	19	P	V
2462MHz	*	2462	107.58	-	-	93.22	27.57	18.1	31.31	207	19	A	V
		2484.16	58	-16	74	43.47	27.7	18.13	31.3	207	19	P	V
		2483.64	47.75	-6.25	54	33.22	27.7	18.13	31.3	207	19	A	V
													V
													V

WIFI Ant. 0+2	Note	Frequency (MHz)	Level (dBμV/m)	Margin (dB)	Limit Line (dBμV/m)	Read Level (dBμV)	Antenna Factor (dB/m)	Path Loss (dB)	Preamp Factor (dB)	Ant Pos (cm)	Table Pos (deg)	Peak Avg. (P/A)	Pol. (H/V)
	*	2467	123	-	-	108.61	27.6	18.1	31.31	297	183	P	H
	*	2467	114.03	-	-	99.64	27.6	18.1	31.31	297	183	A	H
		2484.32	63.78	-10.22	74	49.25	27.7	18.13	31.3	297	183	P	H
		2483.52	52.96	-1.04	54	38.43	27.7	18.13	31.3	297	183	A	H
802.11ax													H
HE10													H
CH 12	*	2467	115.02	-	-	100.63	27.6	18.1	31.31	100	167	P	V
2467MHz	*	2467	106.76	-	-	92.37	27.6	18.1	31.31	100	167	A	V
		2483.88	58.3	-15.7	74	43.77	27.7	18.13	31.3	100	167	P	V
		2483.76	48.03	-5.97	54	33.5	27.7	18.13	31.3	100	167	A	V
													V
													V
	*	2472	116.57	-	-	102.13	27.63	18.11	31.3	210	190	P	H
	*	2472	108.12	-	-	93.68	27.63	18.11	31.3	210	190	A	H
		2484.04	64.45	-9.55	74	49.92	27.7	18.13	31.3	210	190	P	H
		2483.52	52.86	-1.14	54	38.33	27.7	18.13	31.3	210	190	A	H
802.11ax													H
HE10													H
CH 13	*	2472	110.73	-	-	96.29	27.63	18.11	31.3	367	212	P	V
2472MHz	*	2472	102.19	-	-	87.75	27.63	18.11	31.3	367	212	A	V
		2483.88	58.72	-15.28	74	44.19	27.7	18.13	31.3	367	212	P	V
		2483.6	48.35	-5.65	54	33.82	27.7	18.13	31.3	367	212	A	V
													V
													V

Remark

1. No other spurious found.
2. All results are PASS against Peak and Average limit line.

2.4GHz 2400~2483.5MHz

WIFI 802.11ax HE10 (Harmonic @ 3m)

WIFI Ant. 0+2	Note	Frequency (MHz)	Level (dBµV/m)	Margin (dB)	Limit Line (dBµV/m)	Read Level (dBµV)	Antenna Factor (dB/m)	Path Loss (dB)	Preamp Factor (dB)	Ant Pos (cm)	Table Pos (deg)	Peak Avg. (P/A)	Pol. (H/V)
		4814	43.38	-30.62	74	54.83	32.48	12.06	55.99	249	203	P	H
		4814	33.33	-20.67	54	44.78	32.48	12.06	55.99	249	203	A	H
													H
													H
													H
													H
													H
													H
													H
													H
802.11 ax													H
HE10													H
CH 00		4814	41.49	-32.51	74	52.94	32.48	12.06	55.99	321	243	P	V
2407MHz		4814	31.38	-22.62	54	42.83	32.48	12.06	55.99	321	243	A	V
													V
													V
													V
													V
													V
													V
													V
													V
													V
													V

WIFI Ant. 0+2	Note	Frequency (MHz)	Level (dBµV/m)	Margin (dB)	Limit Line (dBµV/m)	Read Level (dBµV)	Antenna Factor (dB/m)	Path Loss (dB)	Preamp Factor (dB)	Ant Pos (cm)	Table Pos (deg)	Peak Avg. (P/A)	Pol. (H/V)
		4874	47.25	-26.75	74	58.23	32.72	12.23	55.93	151	23	P	H
		4874	36.57	-17.43	54	47.55	32.72	12.23	55.93	151	23	A	H
		7311	44.97	-29.03	74	48.54	36.86	14.89	55.32	-	-	P	H
													H
													H
													H
													H
													H
													H
													H
802.11 ax													H
HE10													H
CH 06		4874	43.73	-30.27	74	54.71	32.72	12.23	55.93	388	254	P	V
2437MHz		4874	34.2	-19.8	54	45.18	32.72	12.23	55.93	388	254	A	V
		7311	44.63	-29.37	74	48.2	36.86	14.89	55.32	-	-	P	V
													V
													V
													V
													V
													V
													V
													V
													V
													V

WIFI Ant. 0+2	Note	Frequency (MHz)	Level (dBµV/m)	Margin (dB)	Limit Line (dBµV/m)	Read Level (dBµV)	Antenna Factor (dB/m)	Path Loss (dB)	Preamp Factor (dB)	Ant Pos (cm)	Table Pos (deg)	Peak Avg. (P/A)	Pol. (H/V)
		4944	39.79	-34.21	74	50.26	33.02	12.42	55.91	-	-	P	H
		7416	44.45	-29.55	74	47.9	36.39	14.98	54.82	-	-	P	H
													H
													H
													H
													H
													H
													H
													H
													H
802.11n													H
HE10													H
CH 13		4944	39.49	-34.51	74	49.96	33.02	12.42	55.91	-	-	P	V
2472MHz		7416	43.76	-30.24	74	47.21	36.39	14.98	54.82	-	-	P	V
													V
													V
													V
													V
													V
													V
													V
													V
													V
													V
Remark	1. No other spurious found. 2. All results are PASS against Peak and Average limit line. 3. The emission position marked as "-" means no suspected emission found with sufficient margin against limit line or noise floor only.												

2.4GHz 2400~2483.5MHz

WIFI 802.11ax HE10 Single RU (Band Edge @ 3m)

WIFI Ant. 0+2	Note	Frequency (MHz)	Level (dBμV/m)	Margin (dB)	Limit Line (dBμV/m)	Read Level (dBμV)	Antenna Factor (dB/m)	Path Loss (dB)	Preamp Factor (dB)	Ant Pos (cm)	Table Pos (deg)	Peak Avg. (P/A)	Pol. (H/V)
802.11ax HE10 Single RU CH 00 2407MHz		2389.275	71.89	-2.11	74	58.05	27.29	17.96	31.41	164	198	P	H
		2389.275	52.12	-1.88	54	38.28	27.29	17.96	31.41	164	198	A	H
	*	2402.5	127.36	-	-	113.38	27.39	17.98	31.39	164	198	P	H
	*	2402.5	123.62	-	-	109.64	27.39	17.98	31.39	164	198	A	H
													H
													H
		2389.065	62.48	-11.52	74	48.64	27.29	17.96	31.41	103	146	P	V
		2389.275	45.82	-8.18	54	31.98	27.29	17.96	31.41	103	146	A	V
	*	2402.5	122.03	-	-	108.05	27.39	17.98	31.39	103	146	P	V
	*	2402.5	115.9	-	-	101.92	27.39	17.98	31.39	103	146	A	V
													V
													V
802.11ax HE10 Single RU CH 01 2412MHz		2390	69.56	-4.44	74	55.72	27.29	17.96	31.41	100	186	P	H
		2389.905	50.99	-3.01	54	37.15	27.29	17.96	31.41	100	186	A	H
	*	2407.5	128.28	-	-	114.26	27.42	17.99	31.39	100	186	P	H
	*	2407.5	124.73	-	-	110.71	27.42	17.99	31.39	100	186	A	H
													H
													H
		2389.695	58.33	-15.67	74	44.49	27.29	17.96	31.41	103	144	P	V
		2390	45.6	-8.4	54	31.76	27.29	17.96	31.41	103	144	A	V
	*	2407.5	122.72	-	-	108.7	27.42	17.99	31.39	103	144	P	V
	*	2407.5	118.16	-	-	104.14	27.42	17.99	31.39	103	144	A	V
													V
													V

WIFI Ant. 0+2	Note	Frequency (MHz)	Level (dBµV/m)	Margin (dB)	Limit Line (dBµV/m)	Read Level (dBµV)	Antenna Factor (dB/m)	Path Loss (dB)	Preamp Factor (dB)	Ant Pos (cm)	Table Pos (deg)	Peak Avg. (P/A)	Pol. (H/V)
802.11ax HE10 Single RU CH 06 2437MHz		2390	56.52	-17.48	74	42.68	27.29	17.96	31.41	158	209	P	H
		2390	46.57	-7.43	54	32.73	27.29	17.96	31.41	158	209	A	H
	*	2432.5	127.59	-	-	113.44	27.46	18.04	31.35	158	209	P	H
	*	2432.5	124.53	-	-	110.38	27.46	18.04	31.35	158	209	A	H
		2484.4	57.2	-16.8	74	42.67	27.7	18.13	31.3	158	209	P	H
		2483.6	46.86	-7.14	54	32.33	27.7	18.13	31.3	158	209	A	H
		2362.8	55.26	-18.74	74	41.63	27.17	17.91	31.45	119	152	P	V
		2390	44.52	-9.48	54	30.68	27.29	17.96	31.41	119	152	A	V
	*	2432.5	123.93	-	-	109.78	27.46	18.04	31.35	119	152	P	V
	*	2432.5	119.86	-	-	105.71	27.46	18.04	31.35	119	152	A	V
		2493.6	56.3	-17.7	74	41.67	27.76	18.15	31.28	119	152	P	V
		2486.08	45.19	-8.81	54	30.64	27.71	18.14	31.3	119	152	A	V
802.11ax HE10 Single RU CH 11 2462MHz	*	2466.5	128.87	-	-	114.48	27.6	18.1	31.31	400	170	P	H
	*	2466.5	124.68	-	-	110.29	27.6	18.1	31.31	400	170	A	H
		2483.52	73.31	-0.69	74	58.78	27.7	18.13	31.3	400	170	P	H
		2483.56	51.94	-2.06	54	37.41	27.7	18.13	31.3	400	170	A	H
													H
													H
	*	2466.5	123.31	-	-	108.92	27.6	18.1	31.31	189	360	P	V
	*	2466.5	117.79	-	-	103.4	27.6	18.1	31.31	189	360	A	V
		2483.52	66.06	-7.94	74	51.53	27.7	18.13	31.3	189	360	P	V
		2483.6	47.05	-6.95	54	32.52	27.7	18.13	31.3	189	360	A	V
													V
													V

WIFI Ant. 0+2	Note	Frequency (MHz)	Level (dBμV/m)	Margin (dB)	Limit Line (dBμV/m)	Read Level (dBμV)	Antenna Factor (dB/m)	Path Loss (dB)	Preamp Factor (dB)	Ant Pos (cm)	Table Pos (deg)	Peak Avg. (P/A)	Pol. (H/V)
802.11ax HE10 Single RU CH 12 2467MHz	*	2471.5	125.3	-	-	110.86	27.63	18.11	31.3	107	211	P	H
	*	2471.5	117.39	-	-	102.95	27.63	18.11	31.3	107	211	A	H
		2484.92	72.54	-1.46	74	58.01	27.7	18.13	31.3	107	211	P	H
		2483.52	51.51	-2.49	54	36.98	27.7	18.13	31.3	107	211	A	H
													H
													H
	*	2471.5	121.52	-	-	107.08	27.63	18.11	31.3	314	216	P	V
	*	2471.5	113.38	-	-	98.94	27.63	18.11	31.3	314	216	A	V
		2483.72	63.66	-10.34	74	49.13	27.7	18.13	31.3	314	216	P	V
		2483.92	46.52	-7.48	54	31.99	27.7	18.13	31.3	314	216	A	V
													V
													V
802.11ax HE10 Single RU CH 13 2472MHz	*	2476.5	125.53	-	-	111.05	27.66	18.12	31.3	202	203	P	H
	*	2476.5	117.1	-	-	102.62	27.66	18.12	31.3	202	203	A	H
		2484.04	64.75	-9.25	74	50.22	27.7	18.13	31.3	202	203	P	H
		2484.64	50.01	-3.99	54	35.48	27.7	18.13	31.3	202	203	A	H
													H
													H
	*	2476.5	121.18	-	-	106.7	27.66	18.12	31.3	318	206	P	V
	*	2476.5	113.12	-	-	98.64	27.66	18.12	31.3	318	206	A	V
		2483.72	65.23	-8.77	74	50.7	27.7	18.13	31.3	318	206	P	V
		2484.88	47.16	-6.84	54	32.63	27.7	18.13	31.3	318	206	A	V
													V
													V
Remark	1. No other spurious found. 2. All results are PASS against Peak and Average limit line.												

2.4GHz 2400~2483.5MHz

WIFI 802.11ax HE10 Single RU (Harmonic @ 3m)

WIFI Ant. 0+2	Note	Frequency (MHz)	Level (dBμV/m)	Margin (dB)	Limit Line (dBμV/m)	Read Level (dBμV)	Antenna Factor (dB/m)	Path Loss (dB)	Preamp Factor (dB)	Ant Pos (cm)	Table Pos (deg)	Peak Avg. (P/A)	Pol. (H/V)
802.11ax HE10 Single RU CH 00 2407MHz		4805	52.12	-21.88	74	63.63	32.43	12.05	55.99	239	169	P	H
		4805	46.13	-7.87	54	57.64	32.43	12.05	55.99	239	169	A	H
		9610	53.9	-20.1	74	55.21	38.46	16.79	56.56	189	215	P	H
													H
													H
													H
													H
													H
													H
													H
													H
													H
		4805	44.62	-29.38	74	56.13	32.43	12.05	55.99	302	244	P	V
		4805	37.53	-16.47	54	49.04	32.43	12.05	55.99	302	244	A	V
		9610	46.47	-27.53	74	47.78	38.46	16.79	56.56	-	-	P	V
													V
													V
													V
													V
													V
													V
													V
													V
													V

WIFI Ant. 0+2	Note	Frequency (MHz)	Level (dBµV/m)	Margin (dB)	Limit Line (dBµV/m)	Read Level (dBµV)	Antenna Factor (dB/m)	Path Loss (dB)	Preamp Factor (dB)	Ant Pos (cm)	Table Pos (deg)	Peak Avg. (P/A)	Pol. (H/V)
802.11ax HE10 Single RU CH 06 2437MHz		4865	56.82	-17.18	74	67.88	32.69	12.2	55.95	235	172	P	H
		4865	45.72	-8.28	54	56.78	32.69	12.2	55.95	235	172	A	H
		7297.5	46.77	-27.23	74	50.34	36.92	14.87	55.36	-	-	P	H
		9730	56.02	-17.98	74	57.36	38.41	16.94	56.69	188	212	P	H
													H
													H
													H
													H
													H
													H
													H
													H
		4865	51.86	-22.14	74	62.92	32.69	12.2	55.95	304	242	P	V
		4865	38.74	-15.26	54	49.8	32.69	12.2	55.95	304	242	A	V
		7297.5	49.86	-24.14	74	53.43	36.92	14.87	55.36	299	81	P	V
		7297.5	39.27	-14.73	54	42.84	36.92	14.87	55.36	299	81	A	V
		9730	50.71	-23.29	74	52.05	38.41	16.94	56.69	345	360	P	V
													V
													V
													V
													V
													V
													V
													V

WIFI Ant. 0+2	Note	Frequency (MHz)	Level (dBμV/m)	Margin (dB)	Limit Line (dBμV/m)	Read Level (dBμV)	Antenna Factor (dB/m)	Path Loss (dB)	Preamp Factor (dB)	Ant Pos (cm)	Table Pos (deg)	Peak Avg. (P/A)	Pol. (H/V)
802.11ax HE10 Single RU CH 13 2472MHz		4953	48.43	-25.57	74	58.85	33.06	12.43	55.91	267	168	P	H
		4953	38.28	-15.72	54	48.7	33.06	12.43	55.91	267	168	A	H
		7429.5	44.81	-29.19	74	48.21	36.36	14.98	54.74	-	-	P	H
													H
													H
													H
													H
													H
													H
													H
													H
													H
		4953	52.19	-21.81	74	62.61	33.06	12.43	55.91	315	63	P	V
		4953	40.67	-13.33	54	51.09	33.06	12.43	55.91	315	63	A	V
		7429.5	44.72	-29.28	74	48.12	36.36	14.98	54.74	-	-	P	V
													V
													V
													V
													V
													V
													V
													V
													V
													V
Remark	1. No other spurious found. 2. All results are PASS against Peak and Average limit line. 3. The emission position marked as "-" means no suspected emission found with sufficient margin against limit line or noise floor only.												

2.4GHz 2400~2483.5MHz

WIFI 802.11ax HE20 Full (Band Edge @ 3m)

WIFI Ant. 0+2	Note	Frequency (MHz)	Level (dBμV/m)	Margin (dB)	Limit Line (dBμV/m)	Read Level (dBμV)	Antenna Factor (dB/m)	Path Loss (dB)	Preamp Factor (dB)	Ant Pos (cm)	Table Pos (deg)	Peak Avg. (P/A)	Pol. (H/V)
		2389.905	62.93	-11.07	74	49.09	27.29	17.96	31.41	133	188	P	H
		2390	52.94	-1.06	54	39.1	27.29	17.96	31.41	133	188	A	H
	*	2412	118.31	-	-	104.25	27.44	18	31.38	133	188	P	H
	*	2412	108.58	-	-	94.52	27.44	18	31.38	133	188	A	H
802.11ax													H
HE20 Full													H
CH 01		2390	57.08	-16.92	74	43.24	27.29	17.96	31.41	100	155	P	V
2412MHz		2390	46.74	-7.26	150	32.9	27.29	17.96	31.41	100	155	P	V
	*	2412	112.21	-	-	98.15	27.44	18	31.38	100	155	P	V
	*	2412	102.7	-	-	88.64	27.44	18	31.38	100	155	A	V
													V
													V
		2390	63.42	-10.58	74	49.58	27.29	7.98	31.41	163	194	P	H
		2390	51.7	-2.3	54	37.86	27.29	7.98	31.41	163	194	A	H
	*	2417	119.14	-	-	105.05	27.45	8.03	31.37	163	194	P	H
	*	2417	110.35	-	-	96.26	27.45	8.03	31.37	163	194	A	H
802.11ax		2487.6	56.43	-17.57	74	41.86	27.72	8.15	31.29	163	194	P	H
HE20 Full		2485.2	46.34	-7.66	54	31.8	27.71	8.14	31.3	163	194	A	H
CH 02		2388.72	55.8	-18.2	74	41.97	27.28	7.98	31.41	100	154	P	V
2417MHz		2390	45.54	-8.46	54	31.7	27.29	7.98	31.41	100	154	A	V
	*	2417	113.6	-	-	99.51	27.45	8.03	31.37	100	154	P	V
	*	2417	103.76	-	-	89.67	27.45	8.03	31.37	100	154	A	V
		2495.4	55.63	-18.37	74	40.97	27.78	8.16	31.27	100	154	P	V
		2483.9	45.4	-8.6	54	30.87	27.7	8.14	31.3	100	154	A	V

WIFI Ant. 0+2	Note	Frequency (MHz)	Level (dBμV/m)	Margin (dB)	Limit Line (dBμV/m)	Read Level (dBμV)	Antenna Factor (dB/m)	Path Loss (dB)	Preamp Factor (dB)	Ant Pos (cm)	Table Pos (deg)	Peak Avg. (P/A)	Pol. (H/V)
802.11ax HE20 Full CH 03 2422MHz		2390	63.53	-10.47	74	49.69	27.29	7.98	31.41	169	202	P	H
		2390	52.94	-1.06	54	39.1	27.29	7.98	31.41	169	202	A	H
	*	2422	120.9	-	-	106.79	27.45	8.04	31.36	169	202	P	H
	*	2422	111.77	-	-	97.66	27.45	8.04	31.36	169	202	A	H
		2485	56.82	-17.18	74	42.29	27.7	8.14	31.3	169	202	P	H
		2484.3	46.57	-7.43	54	32.04	27.7	8.14	31.3	169	202	A	H
		2389.52	56.39	-17.61	74	42.55	27.29	7.98	31.41	100	158	P	V
		2390	46.19	-7.81	54	32.35	27.29	7.98	31.41	100	158	A	V
	*	2422	112.9	-	-	98.79	27.45	8.04	31.36	100	158	P	V
	*	2422	103.94	-	-	89.83	27.45	8.04	31.36	100	158	A	V
		2487.3	55.6	-18.4	74	41.03	27.72	8.15	31.29	100	158	P	V
		2484.1	45.37	-8.63	54	30.84	27.7	8.14	31.3	100	158	A	V
802.11ax HE20 Full CH 06 2437MHz		2390	60.28	-13.72	74	46.44	27.29	7.98	31.41	100	186	P	H
		2390	48.78	-5.22	54	34.94	27.29	7.98	31.41	100	186	A	H
	*	2437	121.25	-	-	107.09	27.46	8.06	31.34	100	186	P	H
	*	2437	112.54	-	-	98.38	27.46	8.06	31.34	100	186	A	H
		2483.52	63.54	-10.46	74	49.01	27.7	8.14	31.3	100	186	P	H
		2483.6	51.75	-2.25	54	37.22	27.7	8.14	31.3	100	186	A	H
		2388.24	54.89	-19.11	74	41.06	27.28	7.98	31.41	300	209	P	V
		2389.84	45.28	-8.72	54	31.44	27.29	7.98	31.41	300	209	A	V
	*	2437	114.61	-	-	100.45	27.46	8.06	31.34	300	209	P	V
	*	2437	105.96	-	-	91.8	27.46	8.06	31.34	300	209	A	V
		2484.16	57.55	-16.45	74	43.02	27.7	8.14	31.3	300	209	P	V
		2483.6	47.03	-6.97	54	32.5	27.7	8.14	31.3	300	209	A	V

WIFI Ant. 0+2	Note	Frequency (MHz)	Level (dBμV/m)	Margin (dB)	Limit Line (dBμV/m)	Read Level (dBμV)	Antenna Factor (dB/m)	Path Loss (dB)	Preamp Factor (dB)	Ant Pos (cm)	Table Pos (deg)	Peak Avg. (P/A)	Pol. (H/V)
802.11ax HE20 Full CH 09 2452MHz		2373.36	55.4	-18.6	74	41.67	27.22	7.95	31.42	297	172	P	H
		2390	44.82	-9.18	54	30.98	27.29	7.98	31.41	297	172	A	H
	*	2452	121.41	-	-	107.13	27.52	8.09	31.32	297	172	P	H
	*	2452	111.75	-	-	97.47	27.52	8.09	31.32	297	172	A	H
		2483.69	63.69	-10.31	74	49.16	27.7	8.14	31.3	297	172	P	H
		2483.55	53.12	-0.88	54	38.59	27.7	8.14	31.3	297	172	A	H
		2363.76	54.71	-19.29	74	41.06	27.18	7.94	31.45	300	209	P	V
		2389.84	44.41	-9.59	54	30.57	27.29	7.98	31.41	300	209	A	V
	*	2452	114.14	-	-	99.86	27.52	8.09	31.32	300	209	P	V
	*	2452	105.55	-	-	91.27	27.52	8.09	31.32	300	209	A	V
		2484.32	58.68	-15.32	74	44.15	27.7	8.14	31.3	300	209	P	V
		2483.55	48.72	-5.28	54	34.19	27.7	8.14	31.3	300	209	A	V
802.11ax HE20 Full CH 10 2457MHz		2379.44	56	-18	74	42.23	27.25	7.96	31.42	100	188	P	H
		2390	44.91	-9.09	54	31.07	27.29	7.98	31.41	100	188	A	H
	*	2457	119.04	-	-	104.72	27.55	8.1	31.32	100	188	P	H
	*	2457	109.41	-	-	95.09	27.55	8.1	31.32	100	188	A	H
		2483.83	64	-10	74	49.47	27.7	8.14	31.3	100	188	P	H
		2483.5	53.8	-0.2	54	39.27	27.7	8.14	31.3	100	188	A	H
		2388.72	54.88	-19.12	74	41.05	27.28	7.98	31.41	200	208	P	V
		2384.88	44.47	-9.53	54	30.66	27.27	7.97	31.41	200	208	A	V
	*	2457	106.79	-	-	92.47	27.55	8.1	31.32	200	208	P	V
	*	2457	98.12	-	-	83.8	27.55	8.1	31.32	200	208	A	V
		2487.75	56.08	-17.92	74	41.51	27.72	8.15	31.29	200	208	P	V
		2483.62	45.96	-8.04	54	31.43	27.7	8.14	31.3	200	208	A	V

WIFI Ant. 0+2	Note	Frequency (MHz)	Level (dBµV/m)	Margin (dB)	Limit Line (dBµV/m)	Read Level (dBµV)	Antenna Factor (dB/m)	Path Loss (dB)	Preamp Factor (dB)	Ant Pos (cm)	Table Pos (deg)	Peak Avg. (P/A)	Pol. (H/V)
	*	2462	115.58	-	-	101.22	27.57	8.11	31.31	295	194	P	H
	*	2462	105.08	-	-	90.72	27.57	8.11	31.31	295	194	P	H
		2483.52	63.66	-10.34	74	49.13	27.7	8.14	31.3	295	194	P	H
		2483.56	53.35	-0.65	54	38.82	27.7	8.14	31.3	295	194	A	H
802.11ax													H
HE20 Full													H
CH 11	*	2462	108.73	-	-	94.37	27.57	8.11	31.31	300	203	P	V
2462MHz	*	2462	98.22	-	-	83.86	27.57	8.11	31.31	300	203	A	V
		2484.24	58.66	-15.34	74	44.13	27.7	8.14	31.3	300	203	P	V
		2483.52	48.37	-5.63	54	33.84	27.7	8.14	31.3	300	203	A	V
													V
													V

Remark

1. No other spurious found.
2. All results are PASS against Peak and Average limit line.

2.4GHz 2400~2483.5MHz

WIFI 802.11ax HE20 Full (Harmonic @ 3m)

WIFI Ant. 0+2	Note	Frequency (MHz)	Level (dBμV/m)	Margin (dB)	Limit Line (dBμV/m)	Read Level (dBμV)	Antenna Factor (dB/m)	Path Loss (dB)	Preamp Factor (dB)	Ant Pos (cm)	Table Pos (deg)	Peak Avg. (P/A)	Pol. (H/V)
		4824	44.41	-29.59	74	55.78	32.53	12.09	11.35	55.99	214	P	H
		4824	33.75	-20.25	54	45.12	32.53	12.09	11.35	55.99	214	A	H
													H
													H
													H
													H
													H
													H
													H
													H
802.11ax													H
HE20 Full													H
CH 01		4824	41.89	-32.11	74	53.26	32.53	12.09	11.35	55.99	357	P	V
2412MHz		4824	31.38	-22.62	54	42.75	32.53	12.09	11.35	55.99	357	A	V
													V
													V
													V
													V
													V
													V
													V
													V
													V
													V

WIFI Ant. 0+2	Note	Frequency (MHz)	Level (dBµV/m)	Margin (dB)	Limit Line (dBµV/m)	Read Level (dBµV)	Antenna Factor (dB/m)	Path Loss (dB)	Preamp Factor (dB)	Ant Pos (cm)	Table Pos (deg)	Peak Avg. (P/A)	Pol. (H/V)
		4874	44.28	-29.72	74	55.26	32.72	12.23	55.93	294	173	P	H
		4874	35.19	-18.81	54	46.17	32.72	12.23	55.93	294	173	A	H
		7311	44.47	-29.53	74	48.04	36.86	14.89	55.32	-	-	P	H
													H
													H
													H
													H
													H
													H
													H
802.11ax													H
HE20 Full													H
CH 06		4874	41.4	-32.6	74	52.38	32.72	12.23	55.93	312	87	P	V
2437MHz		4874	31.99	-22.01	54	42.97	32.72	12.23	55.93	312	87	A	V
		7311	44.17	-29.83	74	47.74	36.86	14.89	55.32	-	-	P	V
													V
													V
													V
													V
													V
													V
													V
													V
													V

WIFI Ant. 0+2	Note	Frequency (MHz)	Level (dBμV/m)	Margin (dB)	Limit Line (dBμV/m)	Read Level (dBμV)	Antenna Factor (dB/m)	Path Loss (dB)	Preamp Factor (dB)	Ant Pos (cm)	Table Pos (deg)	Peak Avg. (P/A)	Pol. (H/V)
		4924	39.6	-34.4	74	50.23	32.91	12.35	55.89	-	-	P	H
		7386	44.03	-29.97	74	47.55	36.5	14.96	54.98	-	-	P	H
													H
													H
													H
													H
													H
													H
													H
													H
802.11ax													H
HE20 Full													H
CH 11		4924	39.68	-34.32	74	50.31	32.91	12.35	55.89	-	-	P	V
2462MHz		7386	44.89	-29.11	74	48.41	36.5	14.96	54.98	-	-	P	V
													V
													V
													V
													V
													V
													V
													V
													V
													V
													V

Remark

1. No other spurious found.
2. All results are PASS against Peak and Average limit line.
3. The emission position marked as "-" means no suspected emission found with sufficient margin against limit line or noise floor only.

2.4GHz 2400~2483.5MHz

WIFI 802.11ax HE20 Single RU (Band Edge @ 3m)

WIFI Ant. 0+2	Note	Frequency (MHz)	Level (dBμV/m)	Margin (dB)	Limit Line (dBμV/m)	Read Level (dBμV)	Antenna Factor (dB/m)	Path Loss (dB)	Preamp Factor (dB)	Ant Pos (cm)	Table Pos (deg)	Peak Avg. (P/A)	Pol. (H/V)
802.11ax HE20 Single RU CH 01 2412MHz		2390	70.51	-3.49	74	56.67	27.29	7.98	31.41	275	199	P	H
		2390	52.07	-1.93	54	38.23	27.29	7.98	31.41	275	199	A	H
	*	2403	127.29	-	-	113.3	27.39	8.01	31.39	275	199	P	H
	*	2403	118.93	-	-	104.94	27.39	8.01	31.39	275	199	A	H
													H
													H
		2389.8	61.97	-12.03	74	48.13	27.29	7.98	31.41	101	146	P	V
		2390	46.57	-7.43	54	32.73	27.29	7.98	31.41	101	146	A	V
	*	2403	119.77	-	-	105.78	27.39	8.01	31.39	101	146	P	V
	*	2403	112.52	-	-	98.53	27.39	8.01	31.39	101	146	A	V
													V
													V
802.11ax HE20 Single RU CH 02 2417MHz		2389.84	72.08	-1.92	74	58.24	27.29	7.98	31.41	128	188	P	H
		2388.24	52.08	-1.92	54	38.25	27.28	7.98	31.41	128	188	A	H
	*	2408	127.33	-	-	113.3	27.43	8.01	31.39	128	188	P	H
	*	2408	122.27	-	-	108.24	27.43	8.01	31.39	128	188	A	H
		2490.3	56.68	-17.32	74	42.1	27.73	8.15	31.29	128	188	P	H
		2483.9	46.68	-7.32	54	32.15	27.7	8.14	31.3	128	188	A	H
		2389.52	61.82	-12.18	74	47.98	27.29	7.98	31.41	104	147	P	V
		2390	45.88	-8.12	54	32.04	27.29	7.98	31.41	104	147	A	V
	*	2408	122.46	-	-	108.43	27.43	8.01	31.39	104	147	P	V
	*	2408	115.87	-	-	101.84	27.43	8.01	31.39	104	147	A	V
		2488.8	56.22	-17.78	74	41.65	27.72	8.15	31.29	104	147	P	V
		2483.5	45.46	-8.54	54	30.93	27.7	8.14	31.3	104	147	A	V

WIFI Ant. 0+2	Note	Frequency (MHz)	Level (dBμV/m)	Margin (dB)	Limit Line (dBμV/m)	Read Level (dBμV)	Antenna Factor (dB/m)	Path Loss (dB)	Preamp Factor (dB)	Ant Pos (cm)	Table Pos (deg)	Peak Avg. (P/A)	Pol. (H/V)
802.11ax HE20 Single RU CH 06 2437MHz		2386.96	65.06	-8.94	74	51.23	27.28	7.98	31.41	239	204	P	H
		2390	47.72	-6.28	54	33.88	27.29	7.98	31.41	239	204	A	H
	*	2428	127.5	-	-	113.36	27.46	8.05	31.35	239	204	P	H
	*	2428	122.91	-	-	108.77	27.46	8.05	31.35	239	204	A	H
		2487.92	71.79	-2.21	74	57.22	27.72	8.15	31.29	239	204	P	H
		2485.6	50.1	-3.9	54	35.55	27.71	8.15	31.3	239	204	A	H
		2390	59.57	-14.43	74	45.73	27.29	7.98	31.41	299	194	P	V
		2390	45.09	-8.91	54	31.25	27.29	7.98	31.41	299	194	A	V
	*	2428	121.36	-	-	107.22	27.46	8.05	31.35	299	194	P	V
	*	2428	114.5	-	-	100.36	27.46	8.05	31.35	299	194	A	V
		2487.6	60.75	-13.25	74	46.18	27.72	8.15	31.29	299	194	P	V
		2485.52	45.89	-8.11	54	31.34	27.71	8.15	31.3	299	194	A	V
802.11ax HE20 Single RU CH 09 2452MHz		2388.56	55.49	-18.51	74	41.66	27.28	7.98	31.41	289	170	P	H
		2389.68	45.44	-8.56	54	31.6	27.29	7.98	31.41	289	170	A	H
	*	2461	128.8	-	-	114.45	27.57	8.1	31.31	289	170	P	H
	*	2461	123.82	-	-	109.47	27.57	8.1	31.31	289	170	A	H
		2485.37	71.95	-2.05	74	57.4	27.71	8.15	31.3	289	170	P	H
		2485.23	53.4	-0.6	54	38.86	27.71	8.14	31.3	289	170	A	H
		2326.48	55.62	-18.38	74	42.13	27.11	7.87	31.46	296	213	P	V
		2389.68	44.6	-9.4	54	30.76	27.29	7.98	31.41	296	213	A	V
	*	2461	124.04	-	-	109.69	27.57	8.1	31.31	296	213	P	V
	*	2461	117.83	-	-	103.48	27.57	8.1	31.31	296	213	A	V
		2490.06	65.76	-8.24	74	51.18	27.73	8.15	31.29	296	213	P	V
		2485.16	48.23	-5.77	54	33.69	27.71	8.14	31.3	296	213	A	V

WIFI Ant. 0+2	Note	Frequency (MHz)	Level (dBμV/m)	Margin (dB)	Limit Line (dBμV/m)	Read Level (dBμV)	Antenna Factor (dB/m)	Path Loss (dB)	Preamp Factor (dB)	Ant Pos (cm)	Table Pos (deg)	Peak Avg. (P/A)	Pol. (H/V)
802.11ax HE20 Single RU CH 10 2457MHz		2376.4	55.65	-18.35	74	41.9	27.23	7.96	31.42	300	197	P	H
		2390	44.88	-9.12	54	31.04	27.29	7.98	31.41	300	197	A	H
	*	2466	127.84	-	-	113.45	27.6	8.11	31.31	300	197	P	H
	*	2466	121.87	-	-	107.48	27.6	8.11	31.31	300	197	A	H
		2486.63	72.11	-1.89	74	57.56	27.71	8.15	31.3	300	197	P	H
		2486.07	51.42	-2.58	54	36.87	27.71	8.15	31.3	300	197	A	H
		2386.48	55.38	-18.62	74	41.55	27.28	7.98	31.41	303	207	P	V
		2389.68	44.54	-9.46	54	30.7	27.29	7.98	31.41	303	207	A	V
	*	2466	123.68	-	-	109.29	27.6	8.11	31.31	303	207	P	V
	*	2466	116.14	-	-	101.75	27.6	8.11	31.31	303	207	A	V
		2486.07	65.24	-8.76	74	50.69	27.71	8.15	31.3	303	207	P	V
		2486	47.42	-6.58	54	32.87	27.71	8.15	31.3	303	207	A	V
802.11ax HE20 Single RU CH 11 2462MHz	*	2471	119.6	-	-	105.16	27.63	8.12	31.3	100	195	P	H
	*	2471	110.59	-	-	96.15	27.63	8.12	31.3	100	195	A	H
		2483.52	72.08	-1.92	74	57.55	27.7	8.14	31.3	100	195	P	H
		2483.52	50.47	-3.53	54	35.94	27.7	8.14	31.3	100	195	A	H
													H
													H
	*	2471	121.11	-	-	106.67	27.63	8.12	31.3	315	207	P	V
	*	2471	111.9	-	-	97.46	27.63	8.12	31.3	315	207	A	V
		2485.52	63.72	-10.28	74	49.17	27.71	8.15	31.3	315	207	P	V
		2484.44	46.62	-7.38	54	32.09	27.7	8.14	31.3	315	207	A	V
													V
													V
Remark	1. No other spurious found. 2. All results are PASS against Peak and Average limit line.												

2.4GHz 2400~2483.5MHz

WIFI 802.11ax HE20 Single RU (Harmonic @ 3m)

WIFI Ant. 0+2	Note	Frequency (MHz)	Level (dBμV/m)	Margin (dB)	Limit Line (dBμV/m)	Read Level (dBμV)	Antenna Factor (dB/m)	Path Loss (dB)	Preamp Factor (dB)	Ant Pos (cm)	Table Pos (deg)	Peak Avg. (P/A)	Pol. (H/V)
802.11ax HE20 Single RU CH 01 2412MHz		4806	51.06	-22.94	74	62.56	32.44	12.05	55.99	235	172	P	H
		4806	42.88	-11.12	54	54.38	32.44	12.05	55.99	235	172	A	H
													H
													H
													H
													H
													H
													H
													H
													H
													H
													H
		4806	43.95	-30.05	74	55.45	32.44	12.05	55.99	281	273	P	V
		4806	35.8	-18.2	54	47.3	32.44	12.05	55.99	281	273	A	V
													V
													V
													V
													V
													V
													V
													V
													V
													V
													V

WIFI Ant. 0+2	Note	Frequency (MHz)	Level (dBµV/m)	Margin (dB)	Limit Line (dBµV/m)	Read Level (dBµV)	Antenna Factor (dB/m)	Path Loss (dB)	Preamp Factor (dB)	Ant Pos (cm)	Table Pos (deg)	Peak Avg. (P/A)	Pol. (H/V)
802.11ax HE20 Single RU CH 06 2437MHz		4856	53	-21	74	64.13	32.67	12.17	55.97	232	169	P	H
		4856	44.96	-9.04	54	56.09	32.67	12.17	55.97	232	169	A	H
		7290	46.04	-27.96	74	49.58	36.94	14.86	55.34	-	-	P	H
		9712	55.74	-18.26	74	57.12	38.37	16.91	56.66	186	211	P	H
													H
													H
													H
													H
													H
													H
													H
													H
		4856	49.04	-24.96	74	60.17	32.67	12.17	55.97	400	53	P	V
		4856	38.56	-15.44	54	49.69	32.67	12.17	55.97	400	53	A	V
		7290	49.75	-24.25	74	53.29	36.94	14.86	55.34	307	77	P	V
		7290	39.73	-14.27	54	43.27	36.94	14.86	55.34	307	77	A	V
													V
													V
													V
													V
													V
													V
													V
													V

WIFI Ant. 0+2	Note	Frequency (MHz)	Level (dBµV/m)	Margin (dB)	Limit Line (dBµV/m)	Read Level (dBµV)	Antenna Factor (dB/m)	Path Loss (dB)	Preamp Factor (dB)	Ant Pos (cm)	Table Pos (deg)	Peak Avg. (P/A)	Pol. (H/V)
802.11ax HE20 Single RU CH 11 2462MHz		4942	47.37	-26.63	74	57.85	33.01	12.41	55.9	202	171	P	H
		4942	35.83	-18.17	54	46.31	33.01	12.41	55.9	202	171	A	H
		7413	46.73	-27.27	74	50.18	36.4	14.98	54.83	-	-	P	H
													H
													H
													H
													H
													H
													H
													H
													H
													H
		4942	48.74	-25.26	74	59.22	33.01	12.41	55.9	283	62	P	V
		4942	38.88	-15.12	54	49.36	33.01	12.41	55.9	283	62	A	V
		7413	45.7	-28.3	74	49.15	36.4	14.98	54.83	-	-	P	V
													V
													V
													V
													V
													V
													V
													V
													V
													V

Remark

1. No other spurious found.
2. All results are PASS against Peak and Average limit line.
3. The emission position marked as "-" means no suspected emission found with sufficient margin against limit line or noise floor only.

Emission above 18GHz

2.4GHz WIFI 802.11g (SHF)

WIFI Ant. 0+2	Note	Frequency (MHz)	Level (dBμV/m)	Margin (dB)	Limit Line (dBμV/m)	Read Level (dBμV)	Antenna Factor (dB/m)	Path Loss (dB)	Preamp Factor (dB)	Ant Pos (cm)	Table Pos (deg)	Peak Avg. (P/A)	Pol. (H/V)
2.4GHz 802.11g SHF		22795	42.79	-31.21	74	36.74	38.52	16.51	48.98	-	-	P	H
													H
													H
													H
													H
													H
													H
													H
													H
													H
													H
													H
		22592	43.02	-30.98	74	36.86	38.35	16.4	48.59	-	-	P	V
													V
													V
													V
													V
													V
													V
													V
													V
													V
													V
													V
													V
Remark	1. No other spurious found. 2. All results are PASS against Peak and Average limit line. 3. The emission position marked as "-" means no suspected emission found with sufficient margin against limit line or noise floor only.												