Product	VR All-In-One Headset	Temperature	26°C
Test Engineer	Messiah Li	Relative Humidity	57 %
Test Site	AC1	Test Date	2019/08/21
Test Mode:	11g	Test Channel:	11
Remark:	1. Average measurement was not performed if peak level lower than average limit. 2. Other frequency was 20dB below limit line within 1-18GHz, there is not show in the report.		

Mark	Frequency (MHz)	Reading Level (dBμV)	Factor (dB)	Measure Level (dBμV/m)	Limit (dBμV/m)	Margin (dB)	Detector	Polarization
	7434.5	35.5	11.9	47.4	74.0	-26.6	Peak	Horizontal
	8284.5	35.0	12.1	47.1	74.0	-26.9	Peak	Horizontal
*	8769.0	35.5	13.4	48.9	88.7	-39.8	Peak	Horizontal
*	9789.0	35.4	15.8	51.2	88.7	-37.5	Peak	Horizontal
	7434.5	35.5	11.9	47.4	74.0	-26.6	Peak	Vertical
	8242.0	35.4	12.3	47.7	74.0	-26.3	Peak	Vertical
*	8692.5	35.1	13.2	48.3	88.7	-40.4	Peak	Vertical
*	9848.5	35.5	16.1	51.6	88.7	-37.1	Peak	Vertical

Note 1: "*" is not in restricted band, its limit is 20dBc of the fundamental emission level (108.7dBμV/m) or 15.209 which is higher.

Note 2: Measure Level (dBμV/m) = Reading Level (dBμV) + Factor (dB)

Factor (dB) = Cable Loss (dB) + Antenna Factor (dB/m) - Pre_Amplifier Gain (dB)

Product	VR All-In-One Headset	Temperature	26°C
Test Engineer	Messiah Li	Relative Humidity	57 %
Test Site	AC1	Test Date	2019/08/21
Test Mode:	11n-HT20	Test Channel:	01
Remark:	1. Average measurement was not performed if peak level lower than average limit. 2. Other frequency was 20dB below limit line within 1-18GHz, there is not show in the report.		

Mark	Frequency (MHz)	Reading Level (dBμV)	Factor (dB)	Measure Level (dBμV/m)	Limit (dBμV/m)	Margin (dB)	Detector	Polarization
	7562.0	37.0	11.9	48.9	74.0	-25.1	Peak	Horizontal
	8310.0	34.8	12.4	47.2	74.0	-26.8	Peak	Horizontal
*	8922.0	34.8	13.4	48.2	88.9	-40.7	Peak	Horizontal
*	9678.5	32.8	15.4	48.2	88.9	-40.7	Peak	Horizontal
	7324.0	35.5	11.7	47.2	74.0	-26.8	Peak	Vertical
	8208.0	35.6	12.3	47.9	74.0	-26.1	Peak	Vertical
*	8845.5	35.7	13.4	49.1	88.9	-39.8	Peak	Vertical
*	9976.0	35.2	15.9	51.1	88.9	-37.8	Peak	Vertical

Note 1: "*" is not in restricted band, its limit is 20dBc of the fundamental emission level (108.9dBμV/m) or 15.209 which is higher.

Note 2: Measure Level (dBμV/m) = Reading Level (dBμV) + Factor (dB)

Factor (dB) = Cable Loss (dB) + Antenna Factor (dB/m) - Pre_Amplifier Gain (dB)

Product	VR All-In-One Headset	Temperature	26°C
Test Engineer	Messiah Li	Relative Humidity	57 %
Test Site	AC1	Test Date	2019/08/21
Test Mode:	11n-HT20	Test Channel:	06
Remark:	1. Average measurement was not performed if peak level lower than average limit. 2. Other frequency was 20dB below limit line within 1-18GHz, there is not show in the report.		

Mark	Frequency (MHz)	Reading Level (dBμV)	Factor (dB)	Measure Level (dBμV/m)	Limit (dBμV/m)	Margin (dB)	Detector	Polarization
	7562.0	39.3	11.9	51.2	74.0	-22.8	Peak	Horizontal
	8352.5	34.5	12.1	46.6	74.0	-27.4	Peak	Horizontal
*	8837.0	35.1	13.3	48.4	88.6	-40.2	Peak	Horizontal
*	9848.5	34.5	16.1	50.6	88.6	-38.0	Peak	Horizontal
	7417.5	33.8	11.8	45.6	74.0	-28.4	Peak	Vertical
	8437.5	35.1	12.4	47.5	74.0	-26.5	Peak	Vertical
*	8692.5	34.4	13.2	47.6	88.6	-41.0	Peak	Vertical
*	9780.5	34.2	15.8	50.0	88.6	-38.6	Peak	Vertical

Note 1: "*" is not in restricted band, its limit is 20dBc of the fundamental emission level (108.6dBμV/m) or 15.209 which is higher.

Note 2: Measure Level (dBμV/m) = Reading Level (dBμV) + Factor (dB)

Factor (dB) = Cable Loss (dB) + Antenna Factor (dB/m) - Pre_Amplifier Gain (dB)

Product	VR All-In-One Headset	Temperature	26°C
Test Engineer	Messiah Li	Relative Humidity	57 %
Test Site	AC1	Test Date	2019/08/21
Test Mode:	11n-HT20	Test Channel:	11
Remark:	1. Average measurement was not performed if peak level lower than average limit. 2. Other frequency was 20dB below limit line within 1-18GHz, there is not show in the report.		

Mark	Frequency (MHz)	Reading Level (dBμV)	Factor (dB)	Measure Level (dBμV/m)	Limit (dBμV/m)	Margin (dB)	Detector	Polarization
	7332.5	36.6	11.7	48.3	74.0	-25.7	Peak	Horizontal
	8395.0	36.1	12.2	48.3	74.0	-25.7	Peak	Horizontal
*	8692.5	35.2	13.2	48.4	89.3	-40.9	Peak	Horizontal
*	9925.0	34.3	16.0	50.3	89.3	-39.0	Peak	Horizontal
	7315.5	35.4	11.7	47.1	74.0	-26.9	Peak	Vertical
	8199.5	35.3	12.4	47.7	74.0	-26.3	Peak	Vertical
*	8582.0	35.0	12.9	47.9	89.3	-41.4	Peak	Vertical
*	9678.5	34.0	15.4	49.4	89.3	-39.9	Peak	Vertical

Note 1: "*" is not in restricted band, its limit is 20dBc of the fundamental emission level (109.3dBμV/m) or 15.209 which is higher.

Note 2: Measure Level (dBμV/m) = Reading Level (dBμV) + Factor (dB)

Factor (dB) = Cable Loss (dB) + Antenna Factor (dB/m) - Pre_Amplifier Gain (dB)

The worst case of Radiated Emission below 1GHz:

Site: AC1	Time: 2019/09/04 - 20:43
Limit: FCC_Part15.209_RSE(3m)	Engineer: Messiah Li
Probe: BBHA9120D_1-18GHz	Polarity: Horizontal
EUT: VR All-In-One Headset	Power: By Battery
Worst Case Mode: Transmit at Channel 2412MHz by 802.11b	

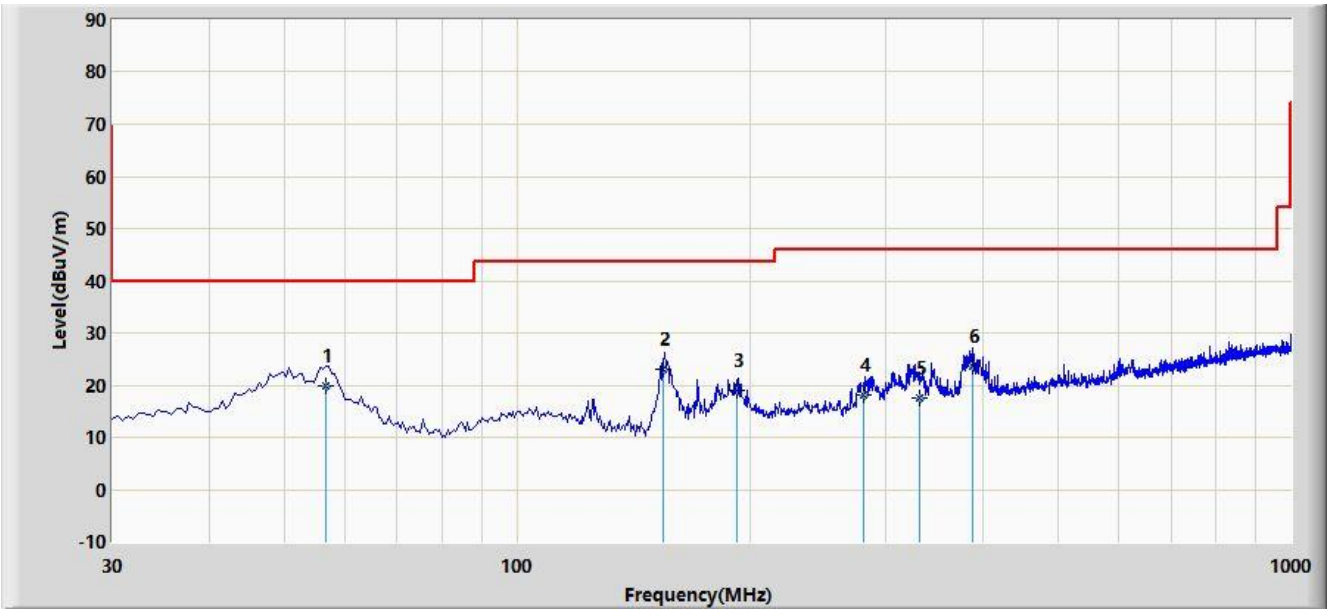

No	Flag	Mark	Frequency (MHz)	Measure Level (dBuV/m)	Reading Level (dBuV)	Margin (dB)	Limit (dBuV/m)	Factor (dB)	Type
1		*	56.612	19.973	5.641	-20.027	40.000	14.331	QP
2			154.631	23.049	13.569	-20.451	43.500	9.480	QP
3			192.456	18.989	7.239	-24.511	43.500	11.749	QP
4			280.364	18.197	4.231	-27.803	46.000	13.966	QP
5			331.640	17.518	2.364	-28.482	46.000	15.154	QP
6			387.642	23.768	7.612	-22.232	46.000	16.156	QP

Note 1: Measure Level (dBμV/m) = Reading Level (dBμV) + Factor (dB)

Factor (dB) = Cable Loss (dB) + Antenna Factor (dB/m)

Note 2: The test trace is same as the ambient noise and the amplitude of the emissions are attenuated more than 20dB below the permissible (the test frequency range: 9kHz ~ 30MHz, 18GHz ~ 25GHz), therefore no data appear in the report.

Site: AC1	Time: 2019/09/04 - 20:44
Limit: FCC_Part15.209_RE(3m)	Engineer: Messiah Li
Probe: BBHA9120D_1-18GHz	Polarity: Vertical
EUT: VR All-In-One Headset	Power: By Battery
Worst Case Mode: Transmit at Channel 2412MHz by 802.11b	

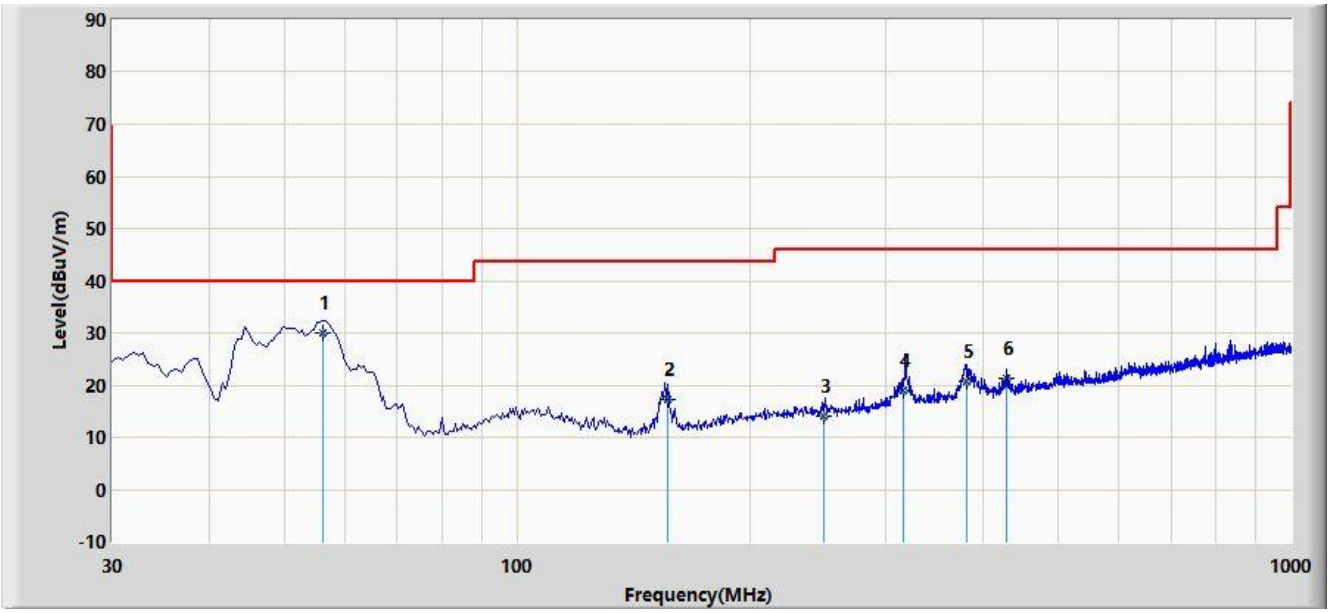

No	Flag	Mark	Frequency (MHz)	Measure Level (dBuV/m)	Reading Level (dBuV)	Margin (dB)	Limit (dBuV/m)	Factor (dB)	Type
1		*	56.194	30.029	15.632	-9.971	40.000	14.398	QP
2			156.321	17.147	7.612	-26.353	43.500	9.535	QP
3			249.631	14.076	0.631	-31.924	46.000	13.445	QP
4			315.963	19.060	4.361	-26.940	46.000	14.698	QP
5			380.642	20.699	4.693	-25.301	46.000	16.006	QP
6			429.102	21.437	4.630	-24.563	46.000	16.807	QP

Note 1: Measure Level (dBμV/m) = Reading Level (dBμV) + Factor (dB)

Factor (dB) = Cable Loss (dB) + Antenna Factor (dB/m)

Note 2: The test trace is same as the ambient noise and the amplitude of the emissions are attenuated more than 20dB below the permissible (the test frequency range: 9kHz ~ 30MHz, 18GHz ~ 25GHz), therefore no data appear in the report.

7.7. Radiated Restricted Band Edge Measurement

7.7.1.Test Limit

For 15.205 requirement:

Radiated emissions which fall in the restricted bands, as defined in Section 15.205(a) of FCC part 15, must also comply with the radiated emission limits specified in Section 15.209(a).

Frequency (MHz)	Frequency (MHz)	Frequency (MHz)	Frequency (GHz)
0.090 - 0.110	16.42 - 16.423	399.9 - 410	4.5 - 5.15
[1] 0.495 - 0.505	16.69475 - 16.69525	608 - 614	5.35 - 5.46
2.1735 - 2.1905	16.80425 - 16.80475	960 - 1240	7.25 - 7.75
4.125 - 4.128	25.5 - 25.67	1300 - 1427	8.025 - 8.5
4.17725 - 4.17775	37.5 - 38.25	1435 - 1626.5	9.0 - 9.2
4.20725 - 4.20775	73 - 74.6	1645.5 - 1646.5	9.3 - 9.5
6.215 - 6.218	74.8 - 75.2	1660 - 1710	10.6 - 12.7
6.26775 - 6.26825	108 - 121.94	1718.8 - 1722.2	13.25 - 13.4
6.31175 - 6.31225	123 - 138	2200 - 2300	14.47 - 14.5
8.291 - 8.294	149.9 - 150.05	2310 - 2390	15.35 - 16.2
8.362 - 8.366	156.52475 - 156.525	2483.5 - 2500	17.7 - 21.4
8.37625 - 8.38675	156.7 - 156.9	2690 - 2900	22.01 - 23.12
8.41425 - 8.41475	162.0125 - 167.17	3260 - 3267	23.6 - 24.0
12.29 - 12.293	167.72 - 173.2	3332 - 3339	31.2 - 31.8
12.51975 - 12.52025	240 - 285	3345.8 - 3358	36.43 - 36.5
12.57675 - 12.57725	322 - 335.4	3600 - 4400	([2])
13.36 - 13.41	--	--	--

All out of band emissions appearing in a restricted band as specified in Section 15.205 of the Title 47CFR must not exceed the limits shown in Table per Section 15.209.

FCC Part 15 Subpart C Paragraph 15.209		
Frequency [MHz]	Field Strength [uV/m]	Measured Distance [Meters]
0.009 - 0.490	2400/F (kHz)	300
0.490 - 1.705	24000/F (kHz)	30
1.705 - 30	30	30
30 - 88	100	3
88 - 216	150	3
216 - 960	200	3
Above 960	500	3

7.7.2.Test Procedure Used

ANSI C63.10 Section 6.3 (General Requirements)

ANSI C63.10 Section 6.6 (Standard test method above 1GHz)

7.7.3.Test Setting

Peak Field Strength Measurements

1. Analyzer center frequency was set to the frequency of the radiated spurious emission of interest
2. RBW = 1MHz
3. VBW = 3MHz
4. Detector = peak
5. Sweep time = auto couple
6. Trace mode = max hold
7. Trace was allowed to stabilize

Average Field Strength Measurements

1. Analyzer center frequency was set to the frequency of the radiated spurious emission of interest
2. RBW = 1MHz
3. VBW ≥ 1/T
4. De As an alternative, the instrument may be set to linear detector mode. Ensure that video filtering is applied in linear voltage domain (rather than in a log or dB domain). Some instruments require linear display mode in order to accomplish this. Others have a setting for Average-VBW Type, which can be set to “Voltage” regardless of the display mode
5. Detector = Peak
6. Sweep time = auto
7. Trace mode = max hold
8. Allow max hold to run for at least 50 times (1/duty cycle) traces

7.7.4.Test Setup

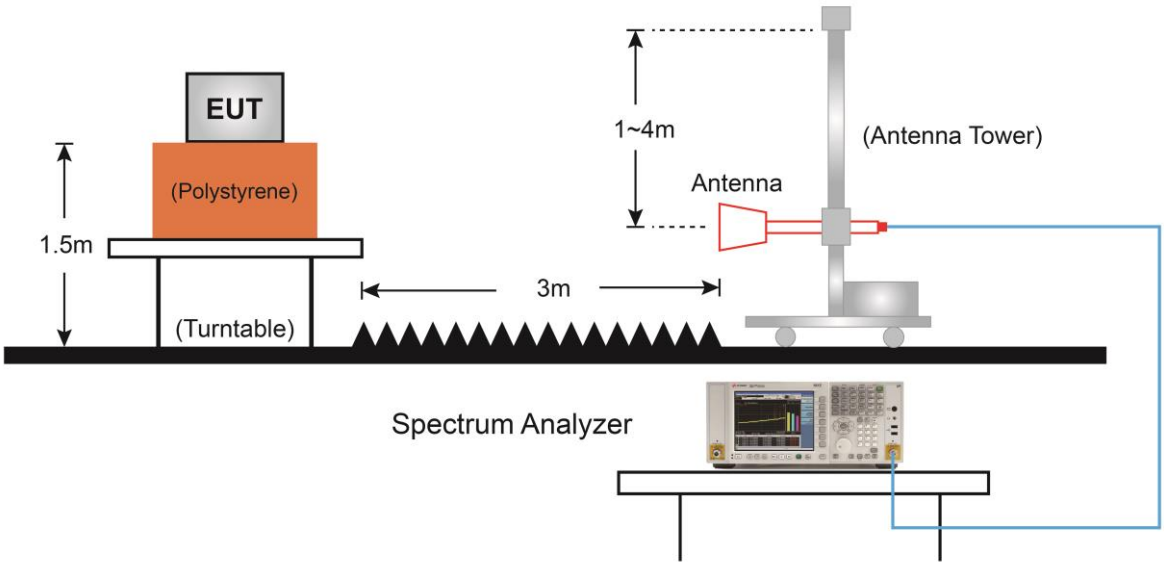

7.7.5.Test Result

Site: AC1	Time: 2019/08/21 - 02:36
Limit: FCC_Part15.209_RE(3m)	Engineer: Messiah Li
Probe: BBHA9120D_1-18GHz	Polarity: Horizontal
EUT: VR All-In-One Headset	Power: By Battery
Note: Transmit by 802.11b at Channel 2412MHz	

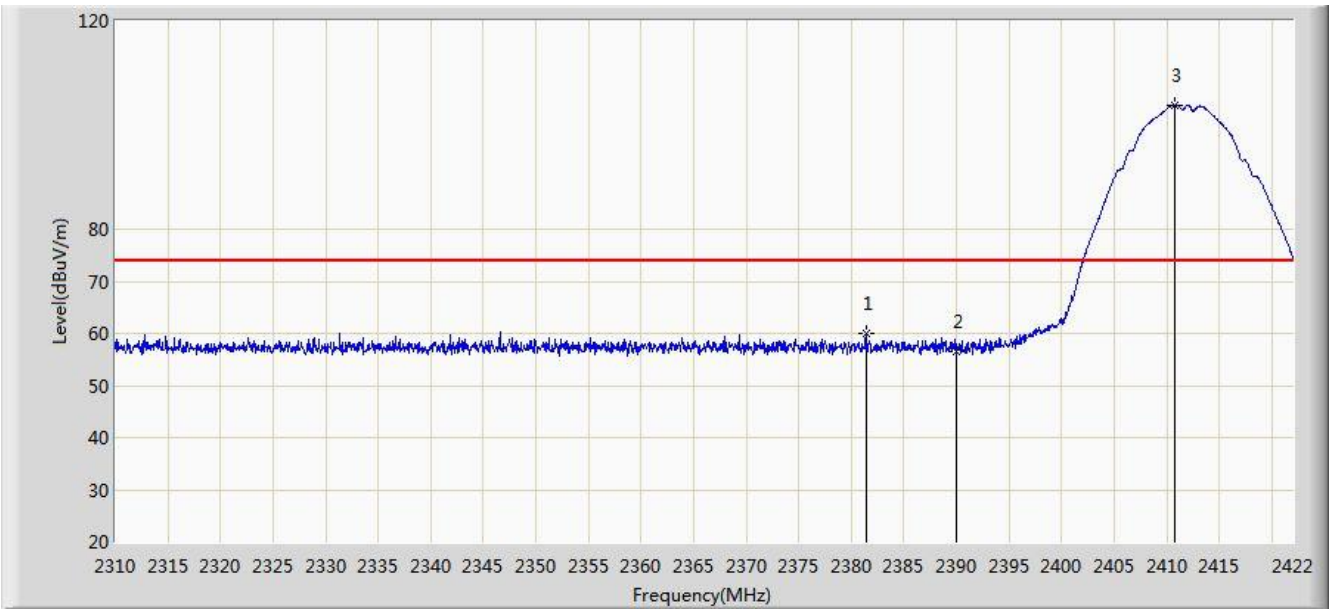

No	Flag	Mark	Frequency (MHz)	Measure Level (dBuV/m)	Reading Level (dBuV)	Margin (dB)	Limit (dBuV/m)	Factor	Type
1			2381.400	59.897	27.468	-14.103	74.000	32.428	PK
2			2390.000	56.566	24.153	-17.434	74.000	32.413	PK
3		*	2410.800	103.901	71.515	N/A	N/A	32.386	PK

Note: Measure Level (dBμV/m) = Reading Level (dBμV) + Factor (dB)

Factor (dB) = Cable Loss (dB) + Antenna Factor (dB/m)

Site: AC1	Time: 2019/08/21 - 02:39
Limit: FCC_Part15.209_RE(3m)	Engineer: Messiah Li
Probe: BBHA9120D_1-18GHz	Polarity: Horizontal
EUT: VR All-In-One Headset	Power: By Battery
Note: Transmit by 802.11b at Channel 2412MHz	

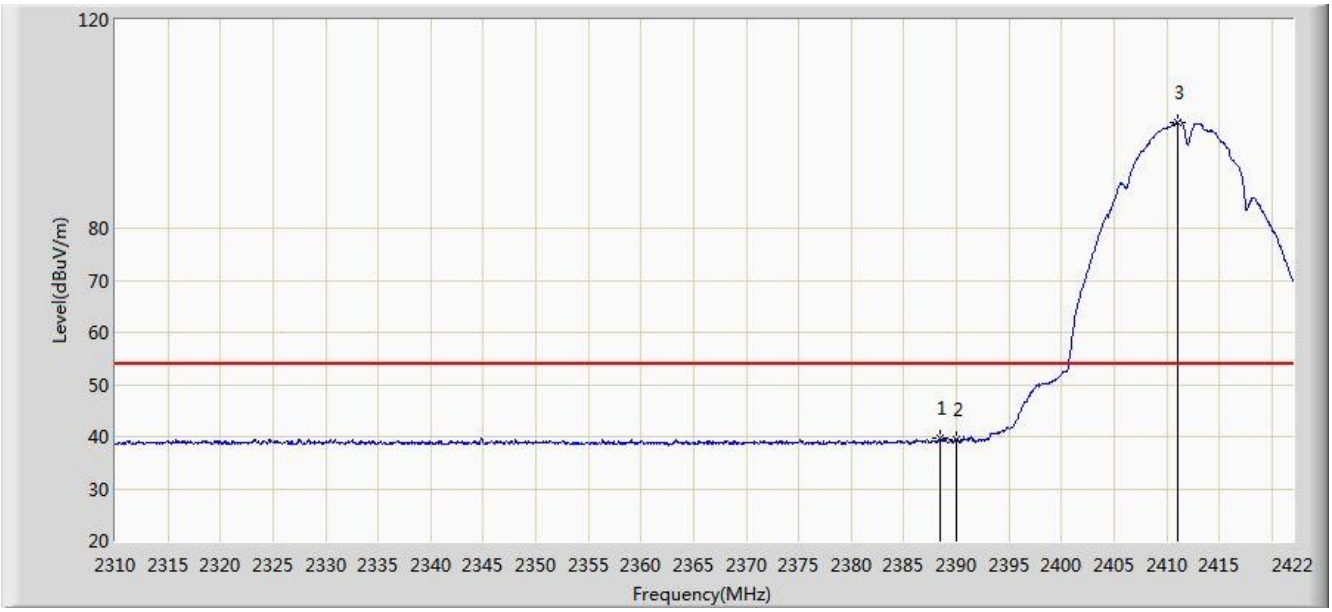

No	Flag	Mark	Frequency (MHz)	Measure Level (dBuV/m)	Reading Level (dBuV)	Margin (dB)	Limit (dBuV/m)	Factor	Type
1			2388.400	39.633	7.217	-14.367	54.000	32.416	AV
2			2390.000	39.493	7.080	-14.507	54.000	32.413	AV
3		*	2411.024	100.314	67.929	N/A	N/A	32.385	AV

Note: Measure Level (dBμV/m) = Reading Level (dBμV) + Factor (dB)

Factor (dB) = Cable Loss (dB) + Antenna Factor (dB/m)

Site: AC1	Time: 2019/08/21 - 02:41
Limit: FCC_Part15.209_RE(3m)	Engineer: Messiah Li
Probe: BBHA9120D_1-18GHz	Polarity: Vertical
EUT: VR All-In-One Headset	Power: By Battery
Note: Transmit by 802.11b at Channel 2412MHz	

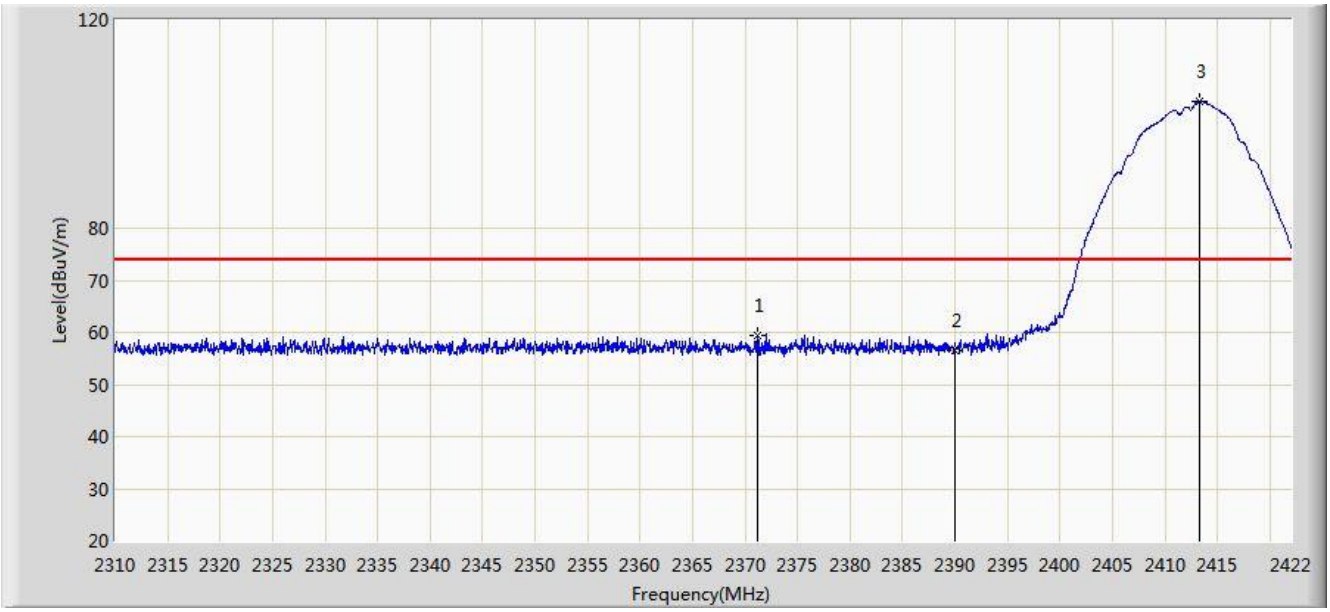

No	Flag	Mark	Frequency (MHz)	Measure Level (dBuV/m)	Reading Level (dBuV)	Margin (dB)	Limit (dBuV/m)	Factor	Type
1			2371.208	59.312	26.862	-14.688	74.000	32.450	PK
2			2390.000	56.405	23.992	-17.595	74.000	32.413	PK
3		*	2413.264	104.319	71.936	N/A	N/A	32.383	PK

Note: Measure Level (dBμV/m) = Reading Level (dBμV) + Factor (dB)

Factor (dB) = Cable Loss (dB) + Antenna Factor (dB/m)

Site: AC1	Time: 2019/08/21 - 02:42
Limit: FCC_Part15.209_RE(3m)	Engineer: Messiah Li
Probe: BBHA9120D_1-18GHz	Polarity: Vertical
EUT: VR All-In-One Headset	Power: By Battery
Note: Transmit by 802.11b at Channel 2412MHz	

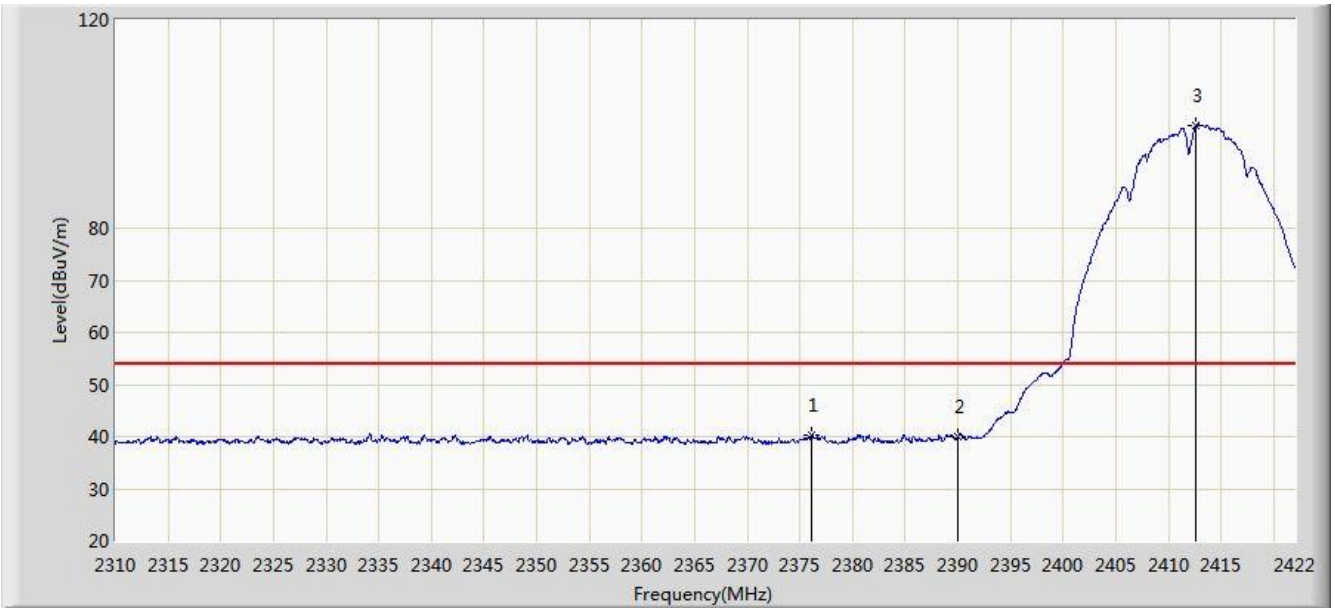

No	Flag	Mark	Frequency (MHz)	Measure Level (dBuV/m)	Reading Level (dBuV)	Margin (dB)	Limit (dBuV/m)	Factor	Type
1			2376.136	40.410	7.971	-13.590	54.000	32.439	AV
2			2390.000	40.006	7.593	-13.994	54.000	32.413	AV
3		*	2412.648	99.722	67.339	N/A	N/A	32.383	AV

Note: Measure Level (dBμV/m) = Reading Level (dBμV) + Factor (dB)

Factor (dB) = Cable Loss (dB) + Antenna Factor (dB/m)

Site: AC1	Time: 2019/08/21 - 02:44
Limit: FCC_Part15.209_RE(3m)	Engineer: Messiah Li
Probe: BBHA9120D_1-18GHz	Polarity: Horizontal
EUT: VR All-In-One Headset	Power: By Battery
Note: Transmit by 802.11b at Channel 2462MHz	

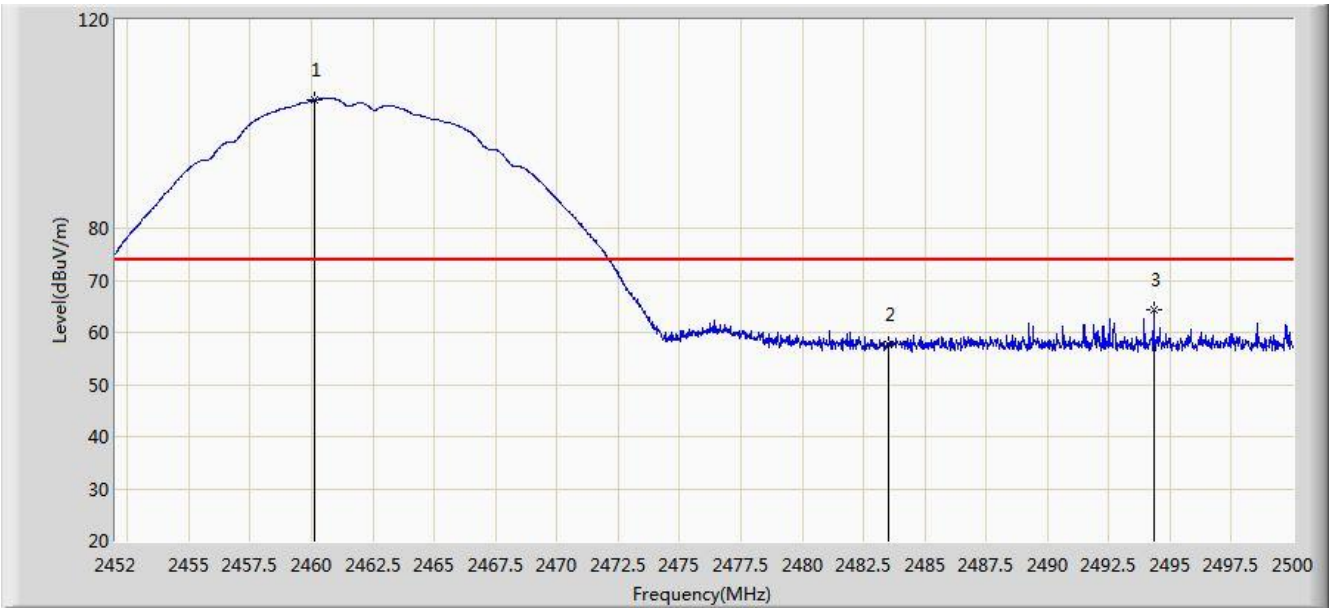

No	Flag	Mark	Frequency (MHz)	Measure Level (dBuV/m)	Reading Level (dBuV)	Margin (dB)	Limit (dBuV/m)	Factor	Type
1		*	2460.136	104.635	72.272	N/A	N/A	32.363	PK
2			2483.500	57.555	25.140	-16.445	74.000	32.416	PK
3			2494.336	64.278	31.841	-9.722	74.000	32.437	PK

Note: Measure Level (dBμV/m) = Reading Level (dBμV) + Factor (dB)

Factor (dB) = Cable Loss (dB) + Antenna Factor (dB/m)

Site: AC1	Time: 2019/08/21 - 02:45
Limit: FCC_Part15.209_RE(3m)	Engineer: Messiah Li
Probe: BBHA9120D_1-18GHz	Polarity: Horizontal
EUT: VR All-In-One Headset	Power: By Battery
Note: Transmit by 802.11b at Channel 2462MHz	

No	Flag	Mark	Frequency (MHz)	Measure Level (dBuV/m)	Reading Level (dBuV)	Margin (dB)	Limit (dBuV/m)	Factor	Type
1		*	2460.616	100.935	68.571	N/A	N/A	32.364	AV
2			2483.500	39.509	7.094	-14.491	54.000	32.416	AV
3			2484.664	39.738	7.320	-14.262	54.000	32.418	AV

Note: Measure Level (dBμV/m) = Reading Level (dBμV) + Factor (dB)

Factor (dB) = Cable Loss (dB) + Antenna Factor (dB/m)

Site: AC1	Time: 2019/08/21 - 02:47
Limit: FCC_Part15.209_RE(3m)	Engineer: Messiah Li
Probe: BBHA9120D_1-18GHz	Polarity: Vertical
EUT: VR All-In-One Headset	Power: By Battery
Note: Transmit by 802.11b at Channel 2462MHz	

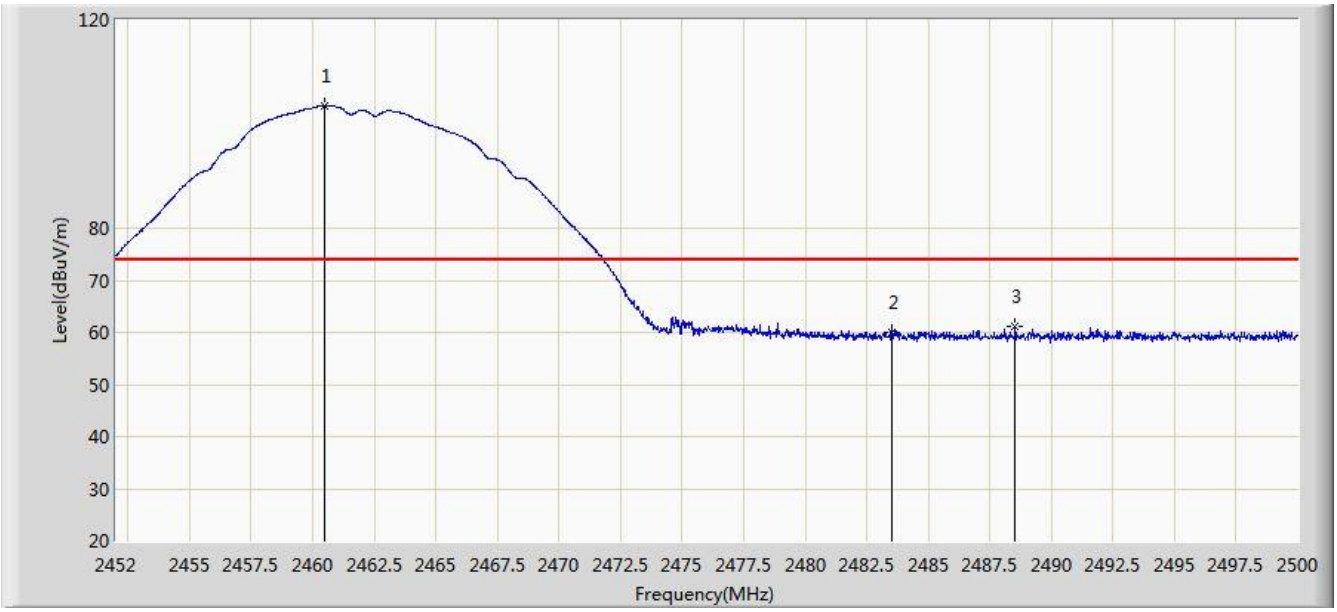

No	Flag	Mark	Frequency (MHz)	Measure Level (dBuV/m)	Reading Level (dBuV)	Margin (dB)	Limit (dBuV/m)	Factor	Type
1		*	2460.496	103.471	71.107	N/A	N/A	32.363	PK
2			2483.500	60.103	27.688	-13.897	74.000	32.416	PK
3			2488.528	61.161	28.736	-12.839	74.000	32.426	PK

Note: Measure Level (dBμV/m) = Reading Level (dBμV) + Factor (dB)

Factor (dB) = Cable Loss (dB) + Antenna Factor (dB/m)

Site: AC1	Time: 2019/08/21 - 03:12
Limit: FCC_Part15.209_RE(3m)	Engineer: Messiah Li
Probe: BBHA9120D_1-18GHz	Polarity: Vertical
EUT: VR All-In-One Headset	Power: By Battery
Note: Transmit by 802.11b at Channel 2462MHz	

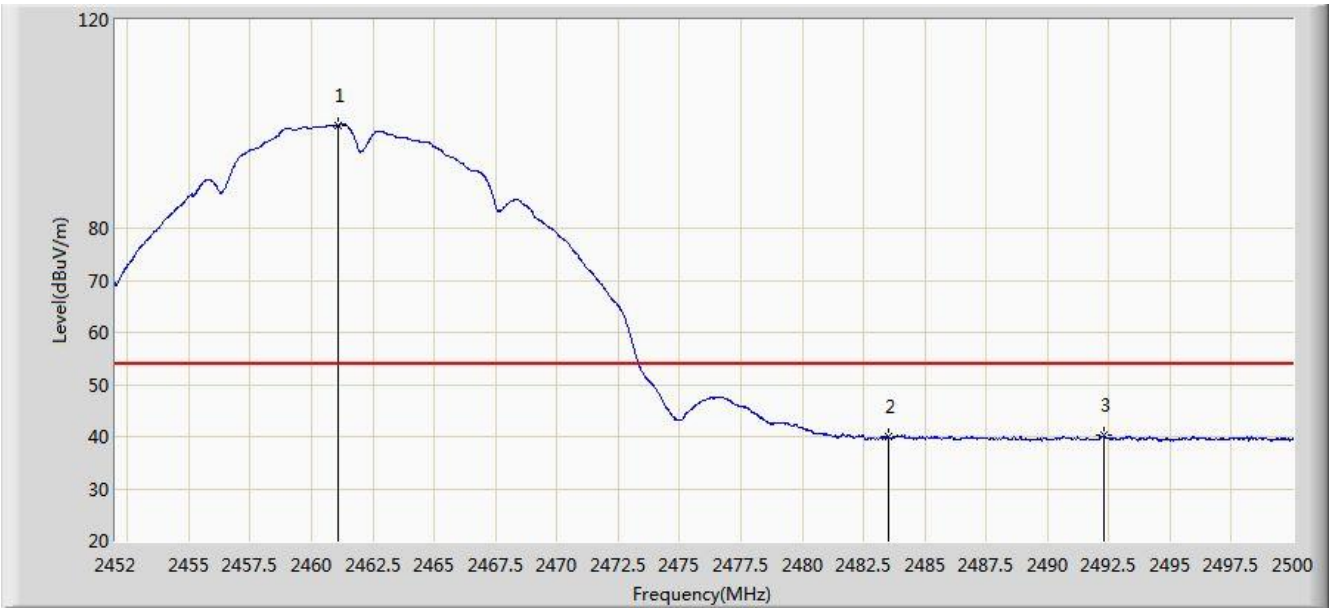

No	Flag	Mark	Frequency (MHz)	Measure Level (dBuV/m)	Reading Level (dBuV)	Margin (dB)	Limit (dBuV/m)	Factor	Type
1		*	2461.072	99.705	67.340	N/A	N/A	32.365	AV
2			2483.500	39.902	7.487	-14.098	54.000	32.416	AV
3			2492.296	40.242	7.809	-13.758	54.000	32.433	AV

Note: Measure Level (dBµV/m) = Reading Level (dBµV) + Factor (dB)

Factor (dB) = Cable Loss (dB) + Antenna Factor (dB/m)

Site: AC1	Time: 2019/08/21 - 03:13
Limit: FCC_Part15.209_RE(3m)	Engineer: Messiah Li
Probe: BBHA9120D_1-18GHz	Polarity: Horizontal
EUT: VR All-In-One Headset	Power: By Battery
Note: Transmit by 802.11g at Channel 2412MHz	

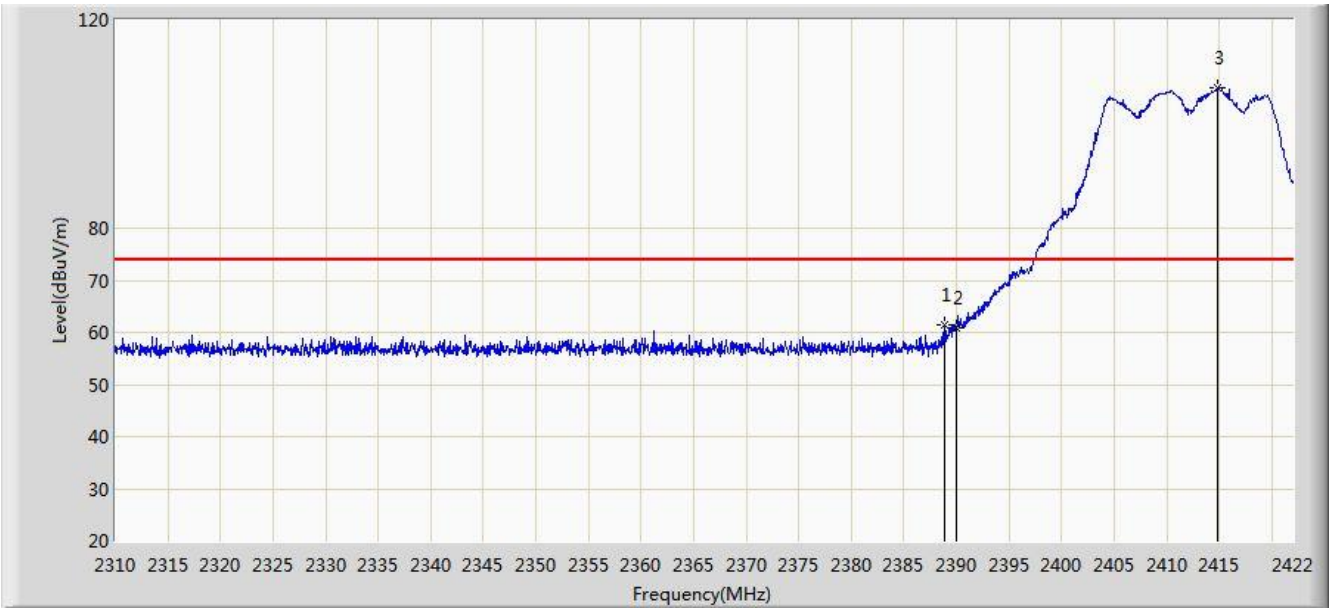

No	Flag	Mark	Frequency (MHz)	Measure Level (dBuV/m)	Reading Level (dBuV)	Margin (dB)	Limit (dBuV/m)	Factor	Type
1			2388.904	61.348	28.933	-12.652	74.000	32.415	PK
2			2390.000	60.996	28.583	-13.004	74.000	32.413	PK
3		*	2414.832	106.924	74.543	N/A	N/A	32.381	PK

Note: Measure Level (dBμV/m) = Reading Level (dBμV) + Factor (dB)

Factor (dB) = Cable Loss (dB) + Antenna Factor (dB/m)

Site: AC1	Time: 2019/08/21 - 03:15
Limit: FCC_Part15.209_RE(3m)	Engineer: Messiah Li
Probe: BBHA9120D_1-18GHz	Polarity: Horizontal
EUT: VR All-In-One Headset	Power: By Battery
Note: Transmit by 802.11g at Channel 2412MHz	

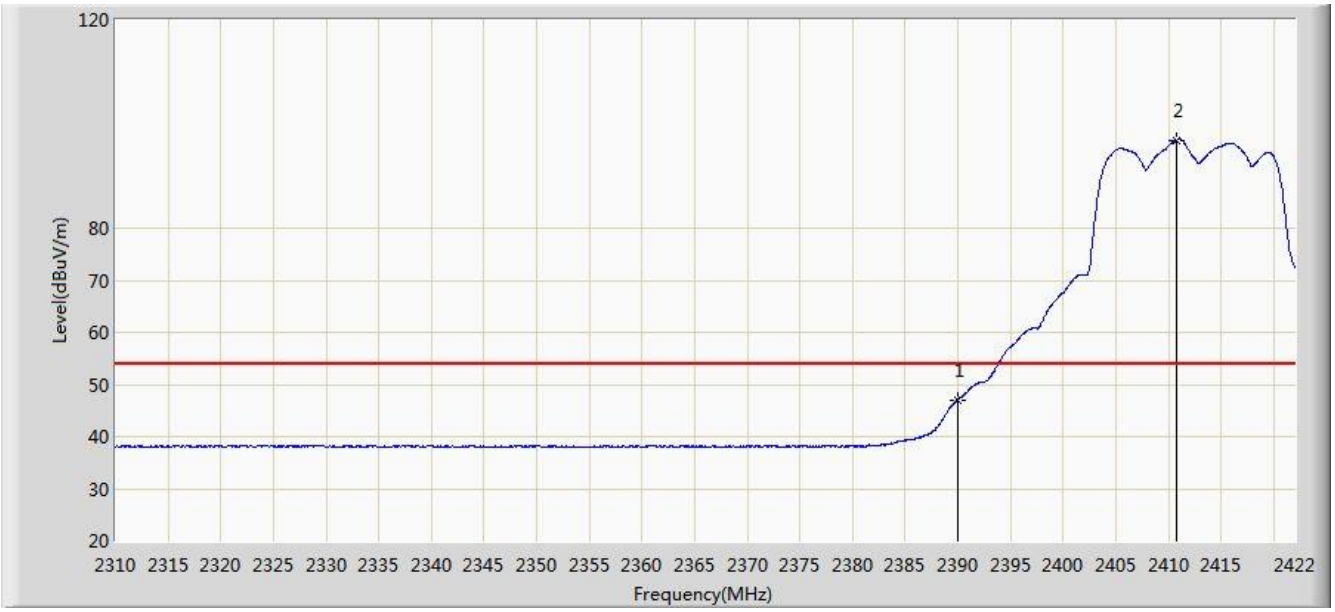

No	Flag	Mark	Frequency (MHz)	Measure Level (dBuV/m)	Reading Level (dBuV)	Margin (dB)	Limit (dBuV/m)	Factor	Type
1			2390.000	47.092	14.679	-6.908	54.000	32.413	AV
2		*	2410.744	96.918	64.532	N/A	N/A	32.386	AV

Note: Measure Level (dBμV/m) = Reading Level (dBμV) + Factor (dB)

Factor (dB) = Cable Loss (dB) + Antenna Factor (dB/m)

Site: AC1	Time: 2019/08/21 - 03:19
Limit: FCC_Part15.209_RE(3m)	Engineer: Messiah Li
Probe: BBHA9120D_1-18GHz	Polarity: Vertical
EUT: VR All-In-One Headset	Power: By Battery
Note: Transmit by 802.11g at Channel 2412MHz	

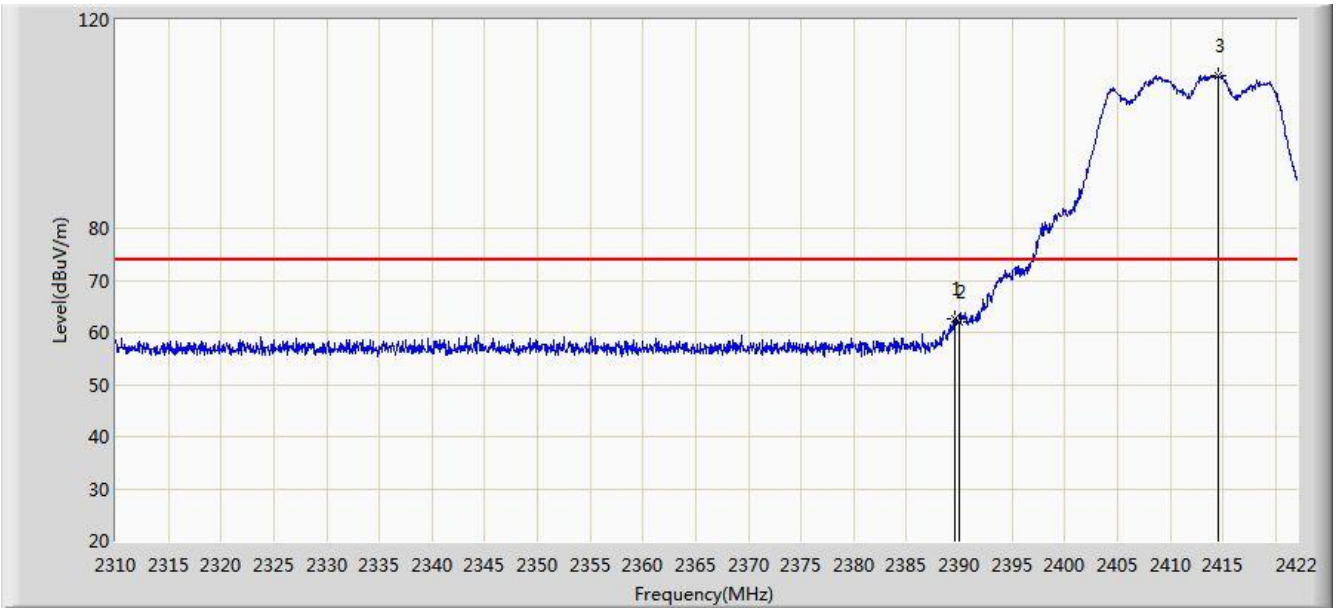

No	Flag	Mark	Frequency (MHz)	Measure Level (dBuV/m)	Reading Level (dBuV)	Margin (dB)	Limit (dBuV/m)	Factor	Type
1			2389.632	62.676	30.263	-11.324	74.000	32.414	PK
2			2390.000	61.935	29.522	-12.065	74.000	32.413	PK
3		*	2414.552	109.350	76.969	N/A	N/A	32.381	PK

Note: Measure Level (dBμV/m) = Reading Level (dBμV) + Factor (dB)

Factor (dB) = Cable Loss (dB) + Antenna Factor (dB/m)

Site: AC1	Time: 2019/08/21 - 03:20
Limit: FCC_Part15.209_RE(3m)	Engineer: Messiah Li
Probe: BBHA9120D_1-18GHz	Polarity: Vertical
EUT: VR All-In-One Headset	Power: By Battery
Note: Transmit by 802.11g at Channel 2412MHz	

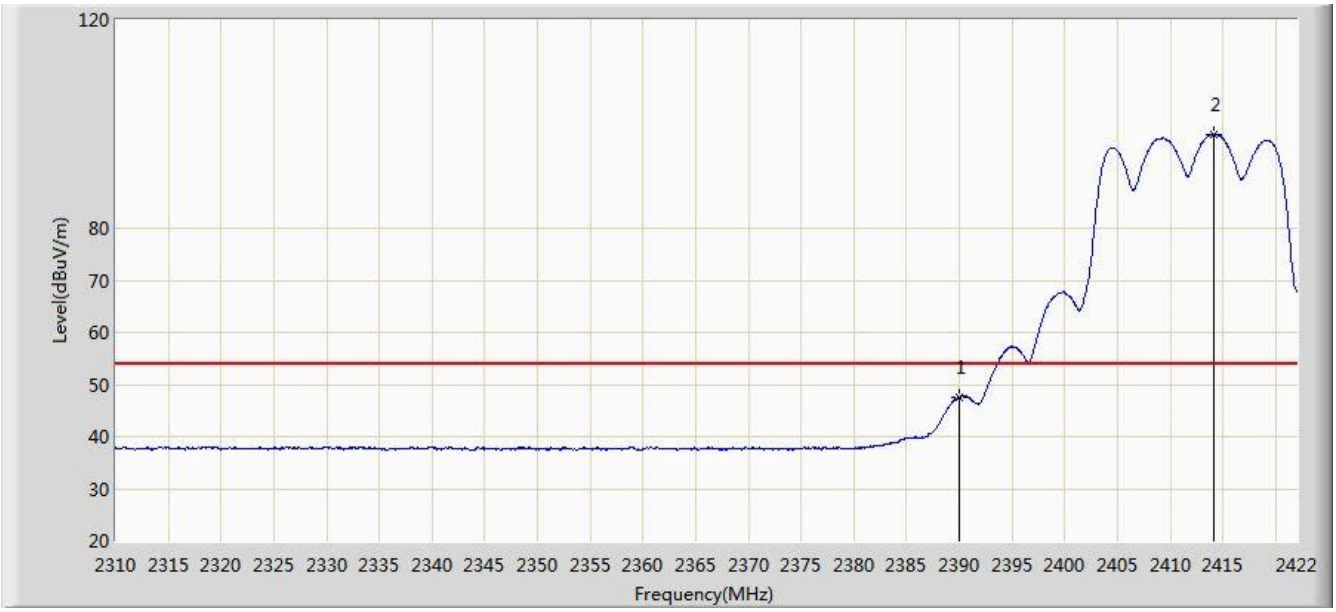

No	Flag	Mark	Frequency (MHz)	Measure Level (dBuV/m)	Reading Level (dBuV)	Margin (dB)	Limit (dBuV/m)	Factor	Type
1			2390.000	47.592	15.179	-6.408	54.000	32.413	AV
2		*	2414.104	98.004	65.622	N/A	N/A	32.382	AV

Note: Measure Level (dBμV/m) = Reading Level (dBμV) + Factor (dB)

Factor (dB) = Cable Loss (dB) + Antenna Factor (dB/m)

Site: AC1	Time: 2019/08/21 - 03:21
Limit: FCC_Part15.209_RE(3m)	Engineer: Messiah Li
Probe: BBHA9120D_1-18GHz	Polarity: Horizontal
EUT: VR All-In-One Headset	Power: By Battery
Note: Transmit by 802.11g at Channel 2462MHz	

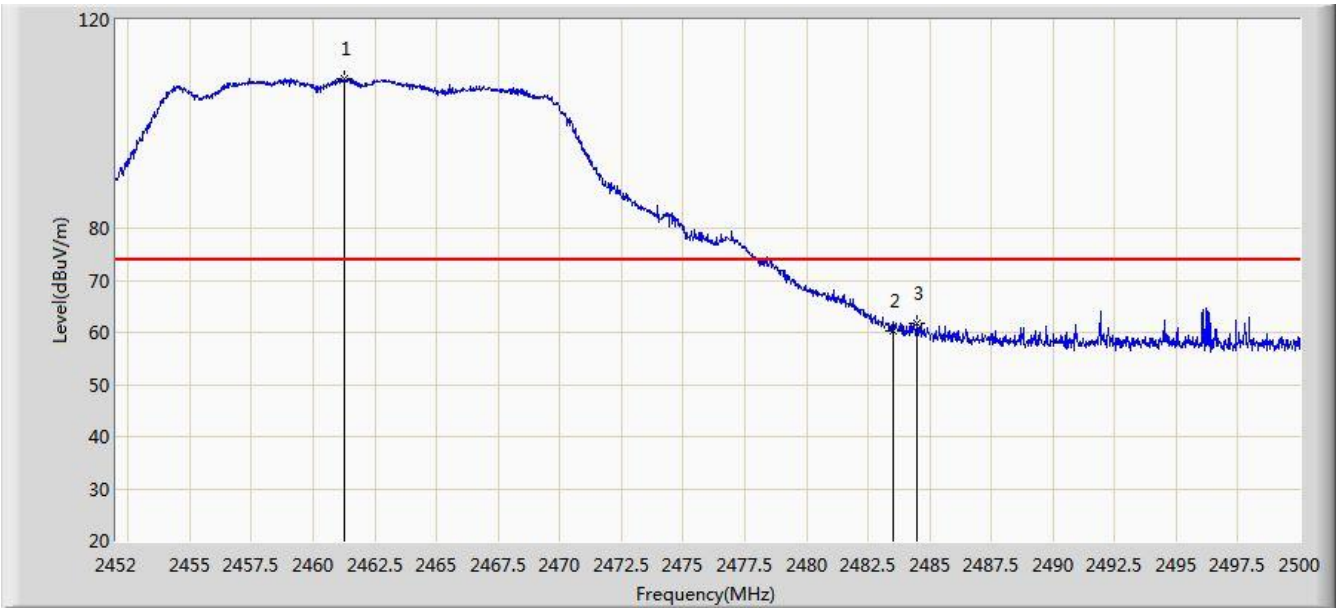

No	Flag	Mark	Frequency (MHz)	Measure Level (dBuV/m)	Reading Level (dBuV)	Margin (dB)	Limit (dBuV/m)	Factor	Type
1		*	2461.288	108.671	76.306	N/A	N/A	32.365	PK
2			2483.500	60.272	27.857	-13.728	74.000	32.416	PK
3			2484.472	61.784	29.367	-12.216	74.000	32.417	PK

Note: Measure Level (dBµV/m) = Reading Level (dBµV) + Factor (dB)

Factor (dB) = Cable Loss (dB) + Antenna Factor (dB/m)

Site: AC1	Time: 2019/08/21 - 03:23
Limit: FCC_Part15.209_RE(3m)	Engineer: Messiah Li
Probe: BBHA9120D_1-18GHz	Polarity: Horizontal
EUT: VR All-In-One Headset	Power: By Battery
Note: Transmit by 802.11g at Channel 2462MHz	

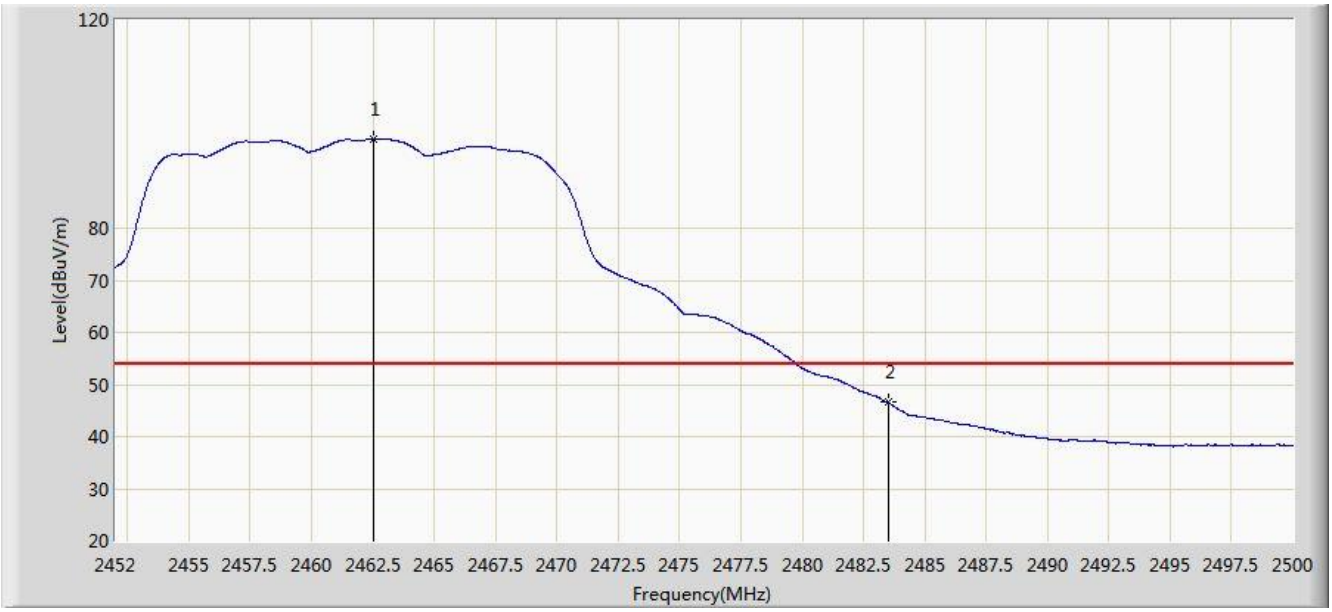

No	Flag	Mark	Frequency (MHz)	Measure Level (dBuV/m)	Reading Level (dBuV)	Margin (dB)	Limit (dBuV/m)	Factor	Type
1		*	2462.536	97.192	64.825	N/A	N/A	32.367	AV
2			2483.500	46.579	14.164	-7.421	54.000	32.416	AV

Note: Measure Level (dBμV/m) = Reading Level (dBμV) + Factor (dB)

Factor (dB) = Cable Loss (dB) + Antenna Factor (dB/m)

Site: AC1	Time: 2019/08/21 - 03:24
Limit: FCC_Part15.209_RE(3m)	Engineer: Messiah Li
Probe: BBHA9120D_1-18GHz	Polarity: Vertical
EUT: VR All-In-One Headset	Power: By Battery
Note: Transmit by 802.11g at Channel 2462MHz	

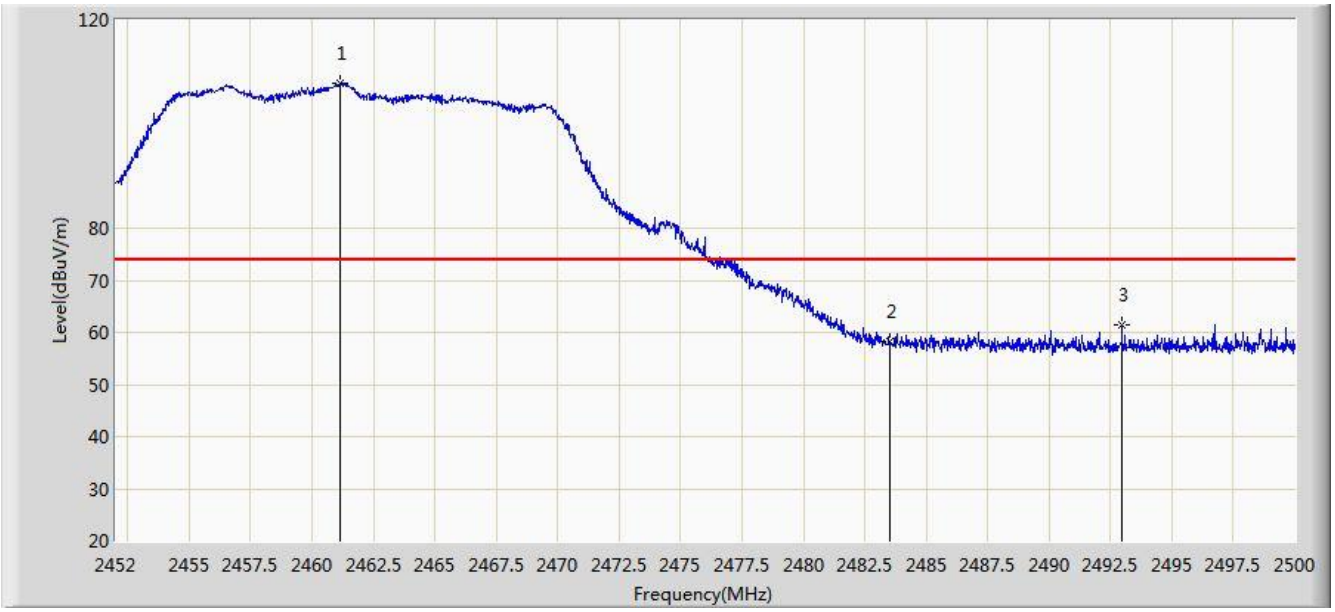

No	Flag	Mark	Frequency (MHz)	Measure Level (dBuV/m)	Reading Level (dBuV)	Margin (dB)	Limit (dBuV/m)	Factor	Type
1		*	2461.120	107.750	75.385	N/A	N/A	32.365	PK
2			2483.500	58.172	25.757	-15.828	74.000	32.416	PK
3			2492.968	61.583	29.149	-12.417	74.000	32.434	PK

Note: Measure Level (dBµV/m) = Reading Level (dBµV) + Factor (dB)

Factor (dB) = Cable Loss (dB) + Antenna Factor (dB/m)

Site: AC1	Time: 2019/08/21 - 03:25
Limit: FCC_Part15.209_RE(3m)	Engineer: Messiah Li
Probe: BBHA9120D_1-18GHz	Polarity: Vertical
EUT: VR All-In-One Headset	Power: By Battery
Note: Transmit by 802.11g at Channel 2462MHz	

No	Flag	Mark	Frequency (MHz)	Measure Level (dBuV/m)	Reading Level (dBuV)	Margin (dB)	Limit (dBuV/m)	Factor	Type
1		*	2461.072	96.576	64.211	N/A	N/A	32.365	AV
2			2483.500	41.823	9.408	-12.177	54.000	32.416	AV

Note: Measure Level (dBμV/m) = Reading Level (dBμV) + Factor (dB)

Factor (dB) = Cable Loss (dB) + Antenna Factor (dB/m)

Site: AC1	Time: 2019/08/21 - 03:30
Limit: FCC_Part15.209_RE(3m)	Engineer: Messiah Li
Probe: BBHA9120D_1-18GHz	Polarity: Horizontal
EUT: VR All-In-One Headset	Power: By Battery
Note: Transmit by 802.11n-HT20 at Channel 2412MHz	

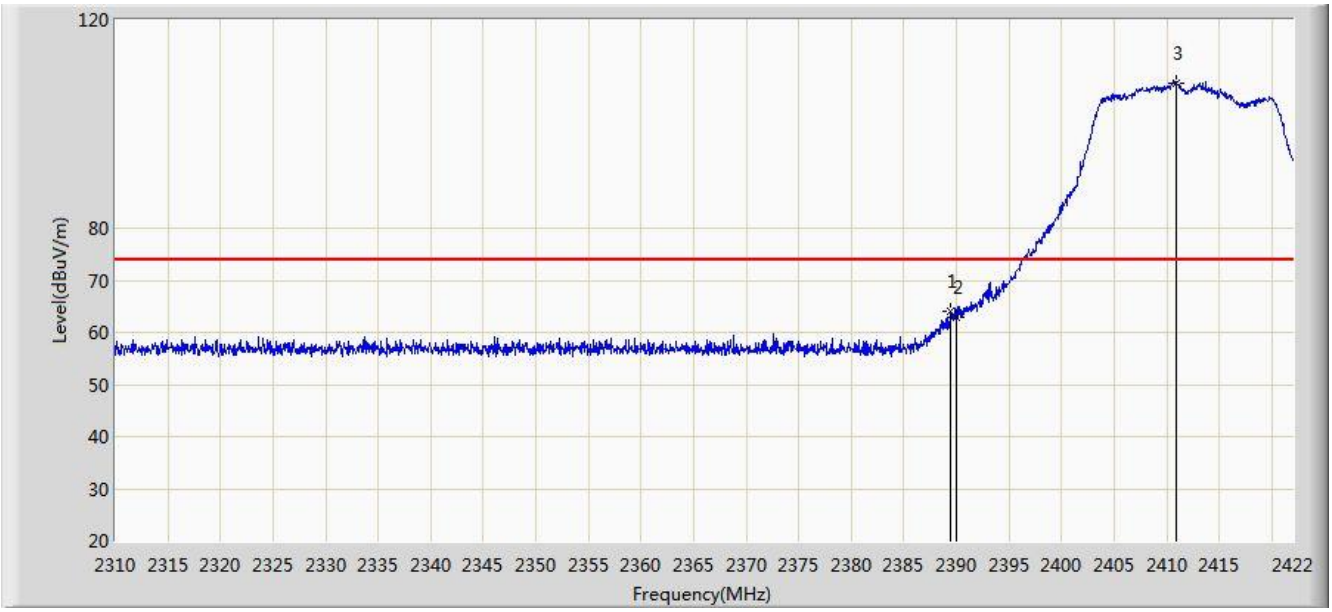

No	Flag	Mark	Frequency (MHz)	Measure Level (dBuV/m)	Reading Level (dBuV)	Margin (dB)	Limit (dBuV/m)	Factor	Type
1			2389.464	64.130	31.716	-9.870	74.000	32.414	PK
2			2390.000	62.943	30.530	-11.057	74.000	32.413	PK
3		*	2410.968	107.856	75.471	N/A	N/A	32.385	PK

Note: Measure Level (dBμV/m) = Reading Level (dBμV) + Factor (dB)

Factor (dB) = Cable Loss (dB) + Antenna Factor (dB/m)

Site: AC1	Time: 2019/08/21 - 03:31
Limit: FCC_Part15.209_RE(3m)	Engineer: Messiah Li
Probe: BBHA9120D_1-18GHz	Polarity: Horizontal
EUT: VR All-In-One Headset	Power: By Battery
Note: Transmit by 802.11n-HT20 at Channel 2412MHz	

No	Flag	Mark	Frequency (MHz)	Measure Level (dBuV/m)	Reading Level (dBuV)	Margin (dB)	Limit (dBuV/m)	Factor	Type
1			2390.000	49.239	16.826	-4.761	54.000	32.413	AV
2		*	2410.408	96.269	63.883	N/A	N/A	32.386	AV

Note: Measure Level (dBμV/m) = Reading Level (dBμV) + Factor (dB)

Factor (dB) = Cable Loss (dB) + Antenna Factor (dB/m)

Site: AC1	Time: 2019/08/21 - 03:32
Limit: FCC_Part15.209_RE(3m)	Engineer: Messiah Li
Probe: BBHA9120D_1-18GHz	Polarity: Vertical
EUT: VR All-In-One Headset	Power: By Battery
Note: Transmit by 802.11n-HT20 at Channel 2412MHz	

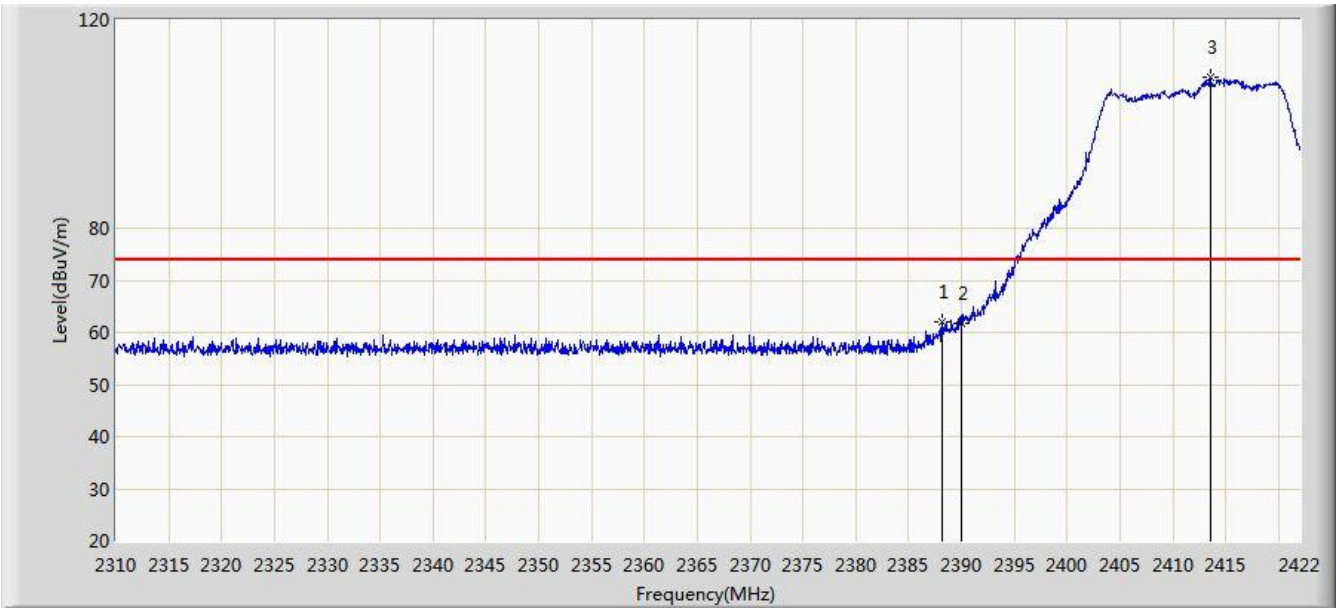

No	Flag	Mark	Frequency (MHz)	Measure Level (dBuV/m)	Reading Level (dBuV)	Margin (dB)	Limit (dBuV/m)	Factor	Type
1			2388.120	62.091	29.675	-11.909	74.000	32.417	PK
2			2390.000	61.872	29.459	-12.128	74.000	32.413	PK
3		*	2413.544	108.912	76.530	N/A	N/A	32.382	PK

Note: Measure Level (dBμV/m) = Reading Level (dBμV) + Factor (dB)

Factor (dB) = Cable Loss (dB) + Antenna Factor (dB/m)

Site: AC1	Time: 2019/08/21 - 03:33
Limit: FCC_Part15.209_RE(3m)	Engineer: Messiah Li
Probe: BBHA9120D_1-18GHz	Polarity: Vertical
EUT: VR All-In-One Headset	Power: By Battery
Note: Transmit by 802.11n-HT20 at Channel 2412MHz	

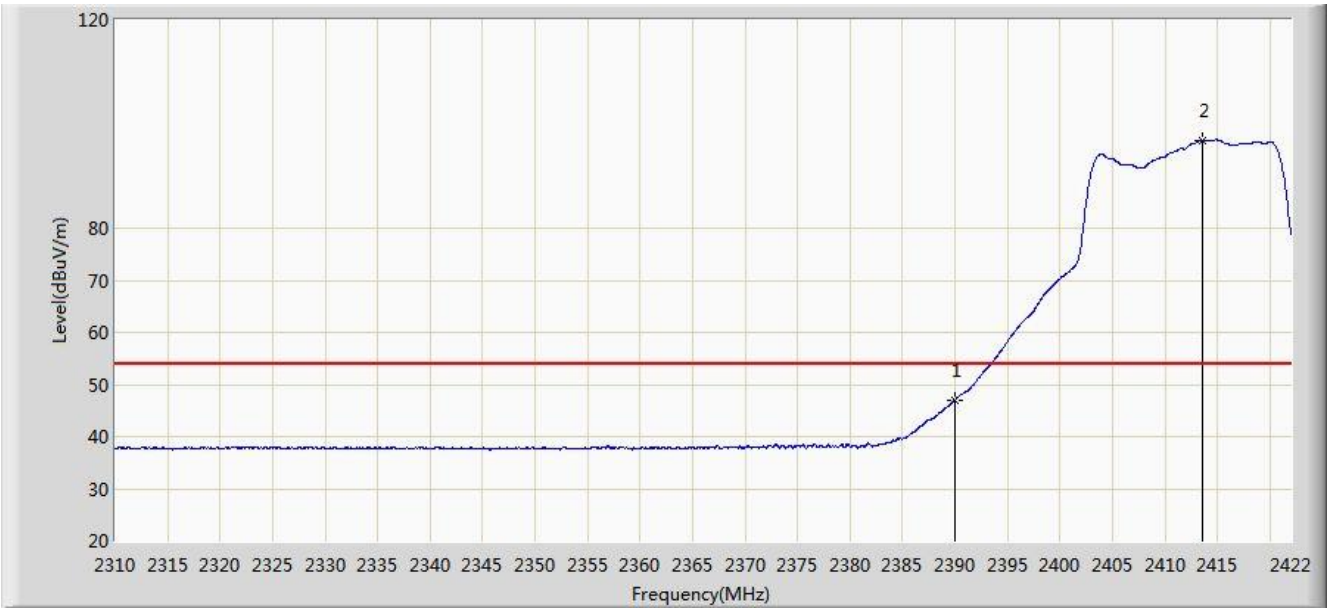

No	Flag	Mark	Frequency (MHz)	Measure Level (dBuV/m)	Reading Level (dBuV)	Margin (dB)	Limit (dBuV/m)	Factor	Type
1			2390.000	46.993	14.580	-7.007	54.000	32.413	AV
2		*	2413.600	96.901	64.519	N/A	N/A	32.382	AV

Note: Measure Level (dBμV/m) = Reading Level (dBμV) + Factor (dB)

Factor (dB) = Cable Loss (dB) + Antenna Factor (dB/m)

Site: AC1	Time: 2019/08/21 - 03:35
Limit: FCC_Part15.209_RE(3m)	Engineer: Messiah Li
Probe: BBHA9120D_1-18GHz	Polarity: Horizontal
EUT: VR All-In-One Headset	Power: By Battery
Note: Transmit by 802.11n-HT20 at Channel 2462MHz	

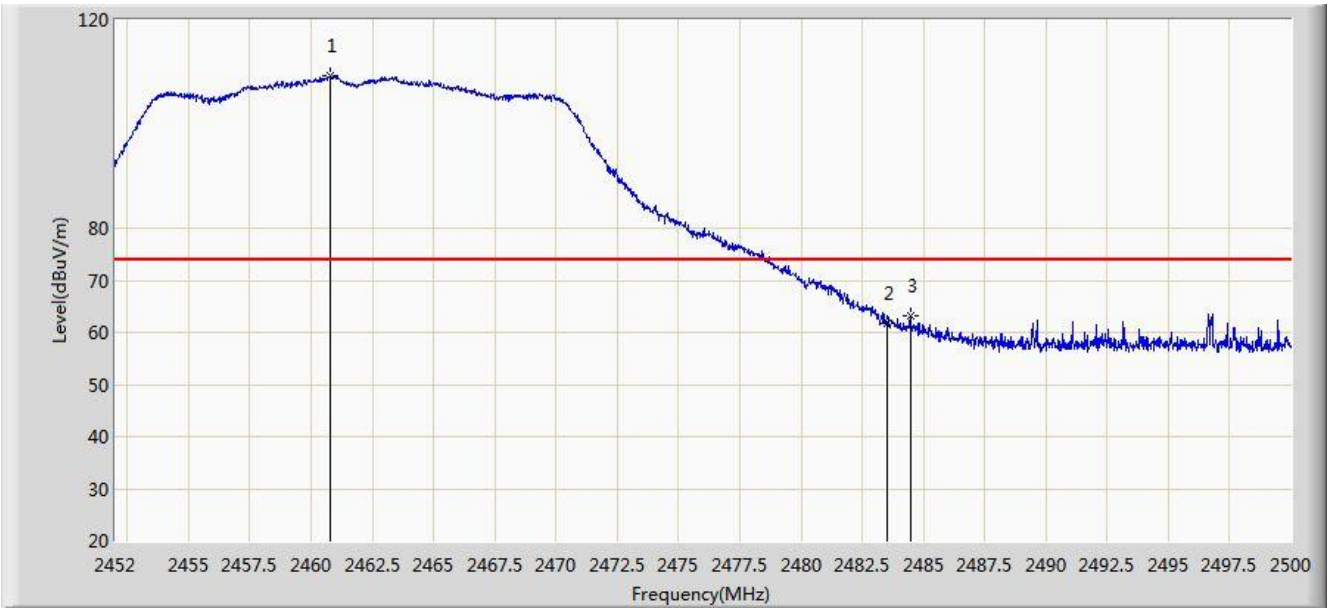

No	Flag	Mark	Frequency (MHz)	Measure Level (dBuV/m)	Reading Level (dBuV)	Margin (dB)	Limit (dBuV/m)	Factor	Type
1		*	2460.760	109.286	76.922	N/A	N/A	32.364	PK
2			2483.500	61.769	29.354	-12.231	74.000	32.416	PK
3			2484.472	63.182	30.765	-10.818	74.000	32.417	PK

Note: Measure Level (dBμV/m) = Reading Level (dBμV) + Factor (dB)

Factor (dB) = Cable Loss (dB) + Antenna Factor (dB/m)

Site: AC1	Time: 2019/08/21 - 03:36
Limit: FCC_Part15.209_RE(3m)	Engineer: Messiah Li
Probe: BBHA9120D_1-18GHz	Polarity: Horizontal
EUT: VR All-In-One Headset	Power: By Battery
Note: Transmit by 802.11n-HT20 at Channel 2462MHz	

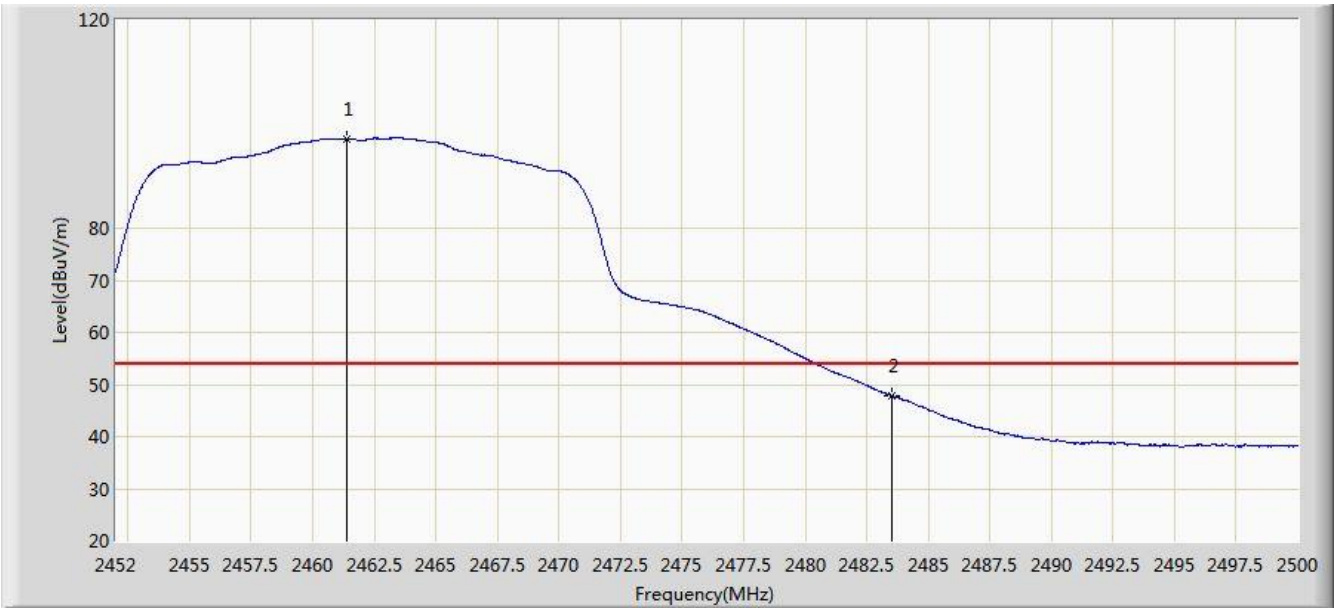

No	Flag	Mark	Frequency (MHz)	Measure Level (dBuV/m)	Reading Level (dBuV)	Margin (dB)	Limit (dBuV/m)	Factor	Type
1		*	2461.384	97.191	64.826	N/A	N/A	32.365	AV
2			2483.500	47.873	15.458	-6.127	54.000	32.416	AV

Note: Measure Level (dBμV/m) = Reading Level (dBμV) + Factor (dB)

Factor (dB) = Cable Loss (dB) + Antenna Factor (dB/m)

Site: AC1	Time: 2019/08/21 - 03:37
Limit: FCC_Part15.209_RE(3m)	Engineer: Messiah Li
Probe: BBHA9120D_1-18GHz	Polarity: Vertical
EUT: VR All-In-One Headset	Power: By Battery
Note: Transmit by 802.11n-HT20 at Channel 2462MHz	

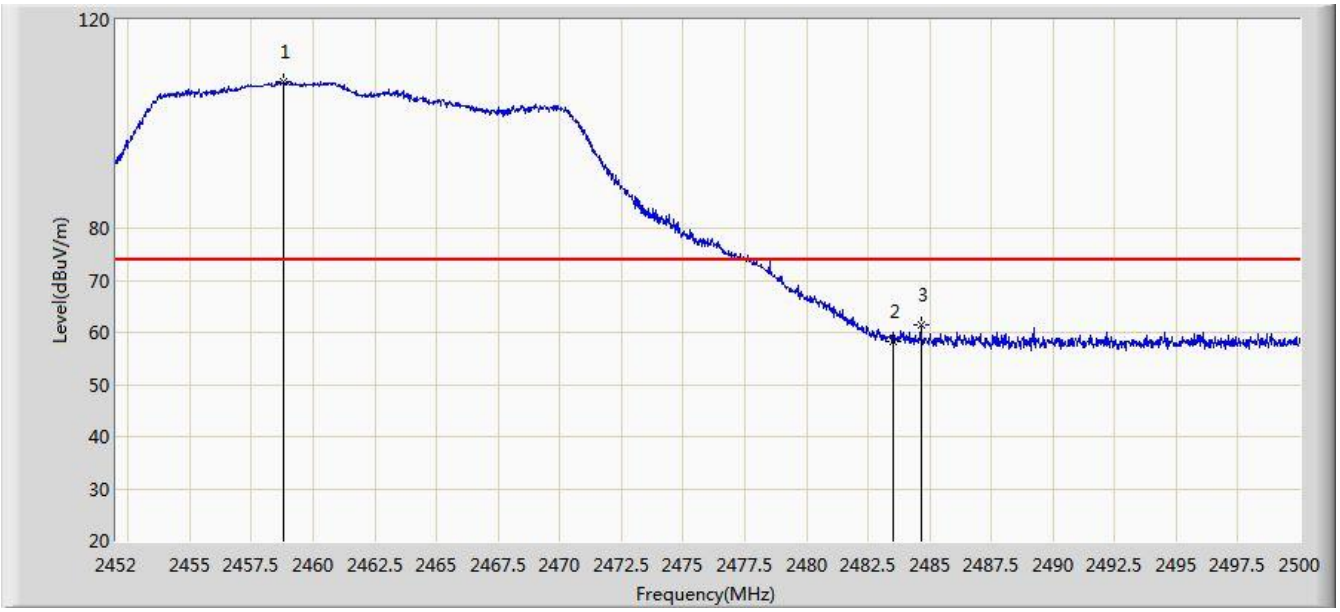

No	Flag	Mark	Frequency (MHz)	Measure Level (dBuV/m)	Reading Level (dBuV)	Margin (dB)	Limit (dBuV/m)	Factor	Type
1		*	2458.792	108.158	75.798	N/A	N/A	32.360	PK
2			2483.500	58.390	25.975	-15.610	74.000	32.416	PK
3			2484.640	61.438	29.020	-12.562	74.000	32.418	PK

Note: Measure Level (dBμV/m) = Reading Level (dBμV) + Factor (dB)

Factor (dB) = Cable Loss (dB) + Antenna Factor (dB/m)

Site: AC1	Time: 2019/08/21 - 03:39
Limit: FCC_Part15.209_RE(3m)	Engineer: Messiah Li
Probe: BBHA9120D_1-18GHz	Polarity: Vertical
EUT: VR All-In-One Headset	Power: By Battery
Note: Transmit by 802.11n-HT20 at Channel 2462MHz	

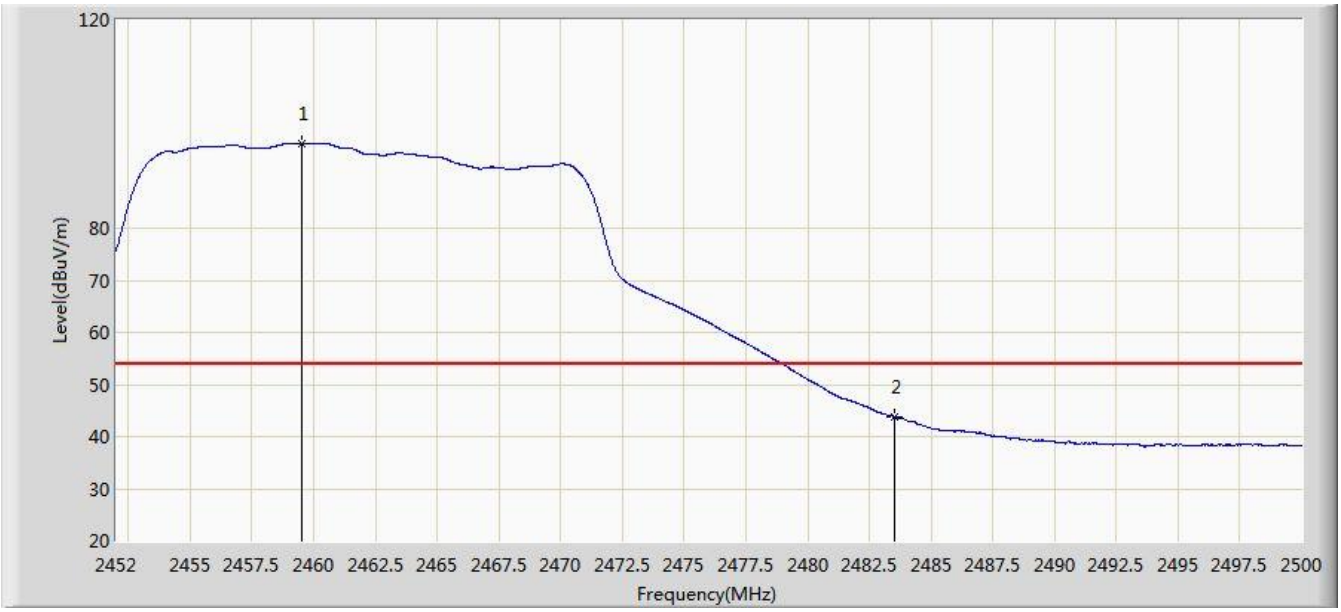

No	Flag	Mark	Frequency (MHz)	Measure Level (dBuV/m)	Reading Level (dBuV)	Margin (dB)	Limit (dBuV/m)	Factor	Type
1		*	2459.512	96.287	63.925	N/A	N/A	32.362	AV
2			2483.500	43.827	11.412	-10.173	54.000	32.416	AV

Note: Measure Level (dBμV/m) = Reading Level (dBμV) + Factor (dB)

Factor (dB) = Cable Loss (dB) + Antenna Factor (dB/m)

7.8. AC Conducted Emissions Measurement

7.8.1.Test Limit

FCC Part 15 Subpart C Paragraph 15.207 Limits		
Frequency (MHz)	QP (dBuV)	AV (dBuV)
0.15 - 0.50	66 - 56	56 - 46
0.50 - 5.0	56	46
5.0 - 30	60	50

Note 1: The lower limit shall apply at the transition frequencies.

Note 2: The limit decreases linearly with the logarithm of the frequency in the range 0.15MHz to 0.5MHz.

7.8.2.Test Setup

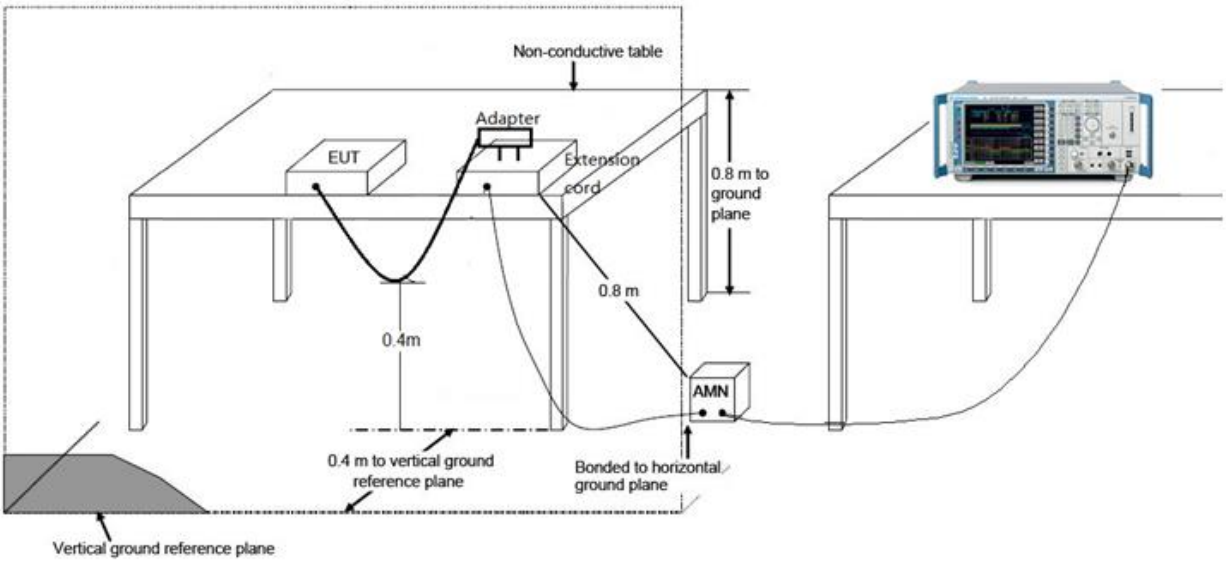

7.8.3.Test Result

Site: SR2	Time: 2019/09/06 - 19:01
Limit: FCC_Part15.207_CE_AC Power	Engineer: Bacon Dong
Probe: ENV216_101683_Filter On	Polarity: Line
EUT: VR All-In-One Headset	Power: AC 120V/60Hz
Test Mode 1	

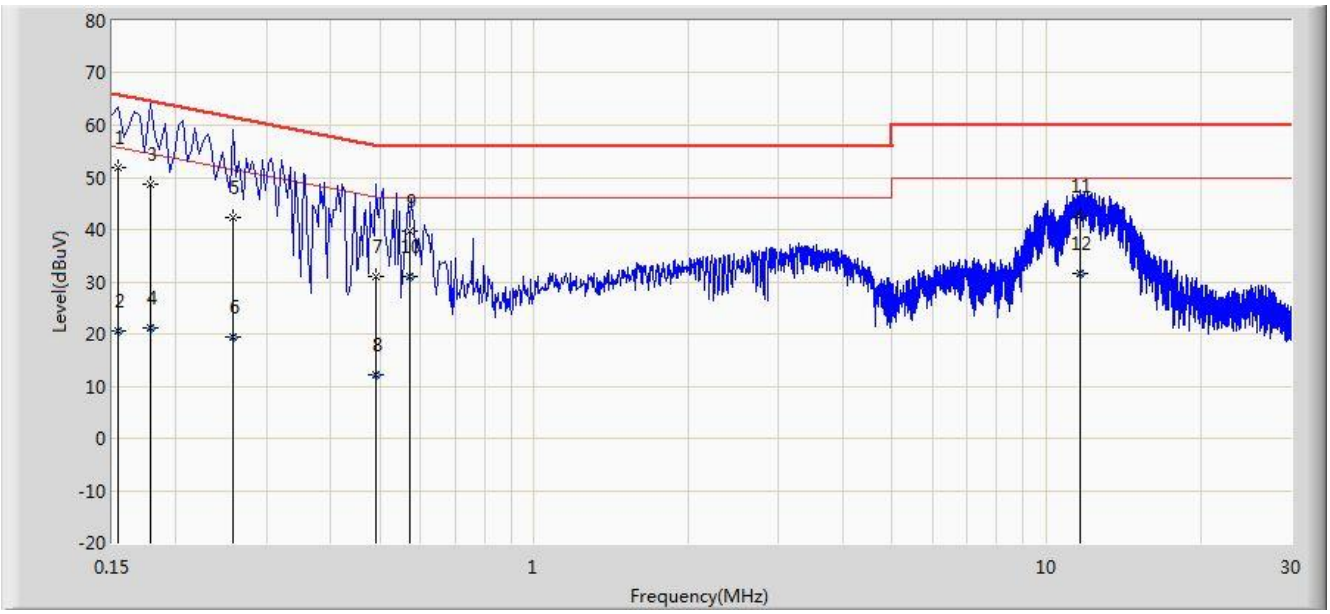

No	Flag	Mark	Frequency (MHz)	Measure Level (dBuV)	Reading Level (dBuV)	Margin (dB)	Limit (dBuV)	Factor (dB)	Type
1		*	0.154	51.760	41.044	-14.022	65.781	10.716	QP
2			0.154	20.661	9.945	-35.121	55.781	10.716	AV
3			0.178	48.802	38.753	-15.776	64.578	10.049	QP
4			0.178	21.113	11.064	-33.465	54.578	10.049	AV
5			0.258	42.442	32.435	-19.054	61.496	10.007	QP
6			0.258	19.508	9.501	-31.988	51.496	10.007	AV
7			0.490	31.134	20.955	-25.034	56.168	10.179	QP
8			0.490	12.200	2.021	-33.968	46.168	10.179	AV
9			0.573	39.646	29.500	-16.354	56.000	10.146	QP
10			0.573	30.946	20.800	-15.054	46.000	10.146	AV
11			11.626	42.724	32.605	-17.276	60.000	10.120	QP
12			11.626	31.717	21.598	-18.283	50.000	10.120	AV

Note: Measure Level (dBμV) = Reading Level (dBμV) + Factor (dB)

Factor (dB) = Cable Loss (dB) + LISN Factor (dB)

Site: SR2	Time: 2019/09/06 - 19:06
Limit: FCC_Part15.207_CE_AC Power	Engineer: Bacon Dong
Probe: ENV216_101683_Filter On	Polarity: Neutral
EUT: VR All-In-One Headset	Power: AC 120V/60Hz
Test Mode 1	

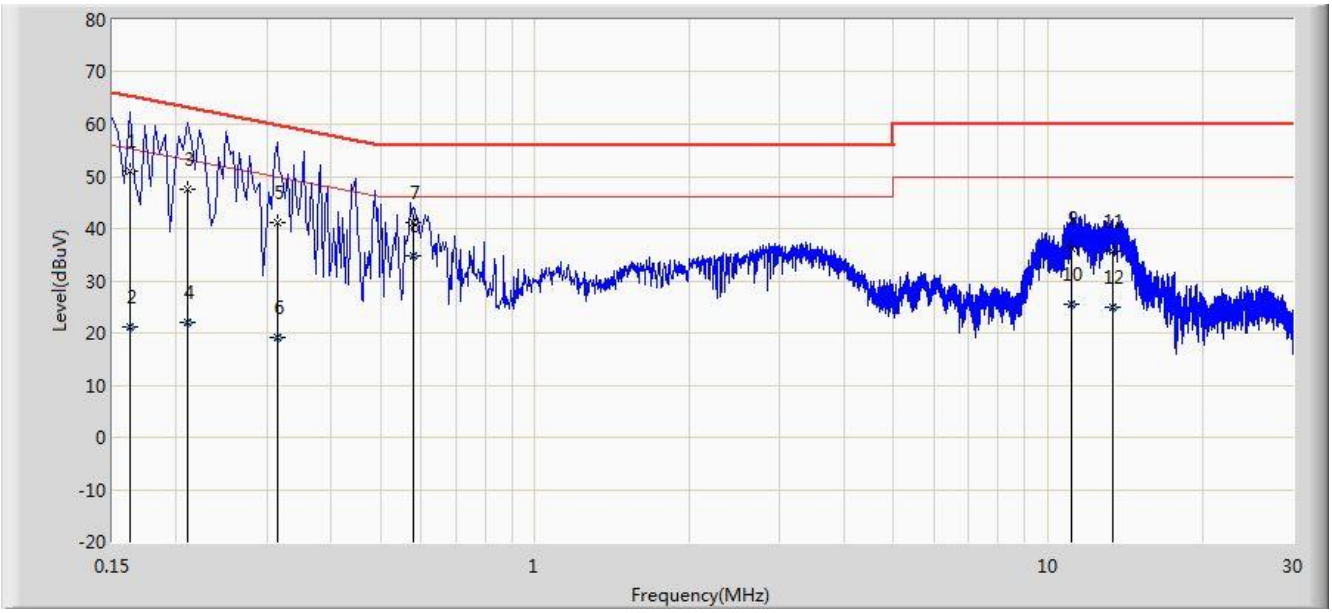

No	Flag	Mark	Frequency (MHz)	Measure Level (dBuV)	Reading Level (dBuV)	Margin (dB)	Limit (dBuV)	Factor (dB)	Type
1			0.162	50.915	40.818	-14.446	65.361	10.097	QP
2			0.162	21.055	10.958	-34.306	55.361	10.097	AV
3			0.210	47.508	37.539	-15.697	63.205	9.969	QP
4			0.210	21.942	11.973	-31.264	53.205	9.969	AV
5			0.314	41.090	31.074	-18.774	59.864	10.015	QP
6			0.314	19.065	9.050	-30.799	49.864	10.015	AV
7			0.580	41.025	30.900	-14.975	56.000	10.125	QP
8		*	0.580	34.925	24.800	-11.075	46.000	10.125	AV
9			11.120	36.202	26.100	-23.798	60.000	10.102	QP
10			11.120	25.602	15.500	-24.398	50.000	10.102	AV
11			13.414	35.724	25.655	-24.276	60.000	10.068	QP
12			13.414	25.033	14.965	-24.967	50.000	10.068	AV

Note: Measure Level (dBμV) = Reading Level (dBμV) + Factor (dB)

Factor (dB) = Cable Loss (dB) + LISN Factor (dB)

8. CONCLUSION

The data collected relate only the item(s) tested and show that the unit is compliance with Part 15C of the FCC Rules.

The End

Appendix A - Test Setup Photograph

Refer to “1907RSU061-UT” file.

Appendix B - EUT Photograph

Refer to “1907RSU061-UE” file.