DEKRA Testing and Certification (Suzhou) Co., Ltd.
No.99 Hongye Rd., Suzhou Industrial Park, Suzhou, 215006, Jiangsu, China
TEL: +86-512-6251-5088 / FAX: +86-512-6251-5098

Test report No:
2360091R-RF-US-P06V04

FCC & ISED TEST REPORT

Product Name	VR All-In-One Headset
Trademark	PICO
Model and /or type reference	HMD Model:A7H10
FCC ID	2ATRW-A7H10-1
IC	25707-A7H10-1
Applicant´s name / address	Qingdao Pico Technology Co., Ltd. 4 Floor, 3 Building, No. 393 Songling Road, Laoshan District, Qingdao, China
Test method requested, standard	FCC CFR Title 47 Part 15 Subpart C Section 15.247 ANSI C63.10: 2013 KDB 558074 D01v05r02 KDB 662911 D01 Multiple Transmitter Output v02r01 RSS-Gen Issue 5 /RSS-247 Issue 2
Verdict Summary	IN COMPLIANCE
Tested By (name / position & signature)	Tim Cao/Project Manager Tim. Cao
Approved by (name / position & signature)	Jack Zhang/ Manager Jack zhang
Date of issue	2023-07-05
Report Version	V1.0
Report template No	Template_FCC Part 15C-RF-V1.0

INDEX

page

Competences and Guarantees 4
General conditions 4
Environmental conditions 4
Possible test case verdicts 5
Abbreviations 5
Document History 6
Remarks and Comments 6
Used Equipment 7
Uncertainty 11
1 General Information 12
1.1 General Description of the Item(s) 12
1.2 Antenna Information 13
1.3 802.11ax RU configrations: 14
1.4 Data Rate 15
1.5 Channel List 18
1.6 Power setting parameter 19
2 Description of Test Setup 20
2.1 Operating mode(s) used for tests 20
2.2 Accessories Information 20
2.3 Support / Auxiliary equipment / unit / Test software for the EUT 20
2.4 Test Configuration / Block diagram used for tests 21
2.5 Testing process 22
3 Verdict summary section 23
3.1 Standards 23
3.2 Overview of results 24
3.3 Test Facility 25
4 Test Results 26
4.1 AC Power Line Conducted Emission 26
4.1.1 Limit 26
4.1.2 Test Setup 26
4.1.3 Test Procedure 26
4.1.4 Test Data 27
4.2 Emissions in restricted frequency bands 29
4.2.1 Limit 29

4.2.2 Test Setup 31
4.2.3 Test Procedure 32
4.2.4 Test Data 33
4.3 Emissions in non-restricted frequency band 107
4.3.1 Limit 107
4.3.2 Test Setup 107
4.3.3 Test Procedure 107
4.3.4 Test Data 108
4.4 Duty cycle 112
4.4.1 Limit 112
4.4.2 Test Setup 112
4.1.1 Test Procedure 112
4.4.3 Test Data 113
4.5 Radiated Emission Band Edge 115
4.5.1 Limit 115
4.5.2 Test Setup 115
4.5.3 Test Procedure 116
4.5.4 Test Data 117
4.6 DTS Bandwidth 221
4.6.1 Limit 221
4.6.2 Test Setup 221
4.6.3 Test Procedure 221
4.6.4 Test Data 222
4.7 Fundamental emission output power 223
4.7.1 Limit 223
4.7.2 Test Setup 223
4.7.3 Test Procedure 224
4.7.4 Test Data 226
4.8 Power Density 229
4.8.1 Limit: 229
4.8.2 Test Setup 229
4.8.3 Test Procedure 229
4.8.4 Test Data 231
4.9 Antenna Requirement 233
4.9.1 Limit: 233
4.9.2 Antenna Connector Construction: 233
4.10 Test setup photo and EUT Photo 234

COMPETENCES AND GUARANTEES

DEKRA is a testing laboratory competent to carry out the tests described in this report.
In order to assure the traceability to other national and international laboratories, DEKRA has a calibration and maintenance program for its measurement equipment.

DEKRA guarantees the reliability of the data presented in this report, which is the result of the measurements and the tests performed to the item under test on the date and under the conditions stated in the report and it is based on the knowledge and technical facilities available at DEKRA at the time of performance of the test.

DEKRA is liable to the client for the maintenance of the confidentiality of all information related to the item under test and the results of the test.

The results presented in this Test Report apply only to the particular item under test established in this document.

IMPORTANT: No parts of this report may be reproduced or quoted out of context, in any form or by any means, except in full, without the previous written permission of DEKRA.

GENERAL CONDITIONS

Test Location	No. 99, Hongye Road, Suzhou Industrial Park Suzhou, 215006, P.R. China	
Date(receive sample)	May. 24, 2021	Jun. 05, 2023
Date (start test)	May. 24, 2021	Jun. 09, 2023
Date (finish test)	July. 28, 2021	Jun. 30, 2023

1. This report is only referred to the item that has undergone the test.
2. This report does not constitute or imply on its own an approval of the product by the Certification Bodies or Competent Authorities.
3. This document is only valid if complete; no partial reproduction can be made without previous written permission of DEKRA.
4. This test report cannot be used partially or in full for publicity and/or promotional purposes without previous written permission of DEKRA.
5. The 2.4G wifi part of AirEngine6761-21T is exactly the same as AirEngine5761-11, so we only verified the power and AC Power Line Conducted Emission, and other data are quoted from AirEngine5761-11.

ENVIRONMENTAL CONDITIONS

The climatic conditions during the tests are within the limits specified by the manufacturer for the operation of the EUT and the test equipment. The climatic conditions during the tests were within the following limits:

Ambient temperature	15 °C – 35 °C
Relative Humidity air	30% - 60%

If explicitly required in the basic standard or applied product / product family standard the climatic values are recorded and documented separately in this test report.

POSSIBLE TEST CASE VERDICTS

Test case does not apply to test object	N/A
Test object does meet requirement	P (Pass) / PASS
Test object does not meet requirement	F (Fail) / FAIL
Not measured	N/M

ABBREVIATIONS

For the purposes of the present document, the following abbreviations apply:

EUT	:	Equipment Under Test
QP	:	Quasi-Peak
CAV	:	CISPR Average
AV	:	Average
CDN	:	Coupling Decoupling Network
SAC	:	Semi-Anechoic Chamber
OATS	:	Open Area Test Site
BW	:	Bandwidth
AM	:	Amplitude Modulation
PM	:	Pulse Modulation
HCP	:	Horizontal Coupling Plane
VCP	:	Vertical Coupling Plane
U_N	:	Nominal voltage
*T*x	:	Transmitter
*R*x	:	Receiver
N/A	:	Not Applicable
N/M	:	Not Measured

DOCUMENT HISTORY

Report No.	Version	Description	Issued Date
2360091R-RF-US-P06V04	V1.0	Initial issue of report.	2023-07-05

REMARKS AND COMMENTS

1. The equipment under test (EUT) does meet the essential requirements of the stated standard(s)/test(s).
2. These test results on a sample of the device are for the purpose of demonstrating Compliance with FCC 15.247.
3. The measurement result is considered in conformance with the requirement if it is within the prescribed limit, It is not necessary to account the uncertainty associated with the measurement result.
4. The test results presented in this report relate only to the object tested.
5. The test report shall not be reproduced without the written approval of DEKRA Testing and Certification (Suzhou) Co., Ltd.
6. This report will not be used for social proof function in China market.
7. DEKRA declines any responsibility with the following test data provided by customer that may affect the validity of result:
   - Chapter 1.1 General Description of the Item(s);
   - Chapter 1.2 Antenna Informaion;
   - Chapter 1.3 802.11ax RU configurations;
   - Chapter 1.4 Channel List;
   - Chapter 1.5 Data Rate;
   - Chapter 1.6 Power setting parameter
8. This report is based on the DEKRA report (report number: 2150775R-RF-US-P06V04), and only increases the output power of some modes and channels, and updates the data of all affected test items. See original report for other test data.

USED EQUIPMENT

May. 24, 2021~ July. 27, 2021:

AC Power Line Conducted Emission / TR1

Instrument	Manufacturer	Model No.	Serial No.	Cal. Date	Next Cal. Date
EMI Test Receiver	R&S	ESCI	100906	2021.04.28	2022.04.27
Two-Line V-Network	R&S	ENV216	101044	2021.03.20	2022.03.19
50ohm Termination	SHX	TF2	7081402	2020.09.23	2021.09.22
50ohm Termination	SHX	TF2	7081403	2020.09.23	2021.09.22
50ohm Coaxial Switch	Anritsu	MP59B	6200464462	N/A	N/A
Temperature/Humidity Meter	RTS	RTS-8S	TR1-TH	2020.08.23	2021.08.22
Dekra test software	Dekra	-	-	-	-

Emissions in non-restricted frequency bands/ Occupied Bandwidth/ Fundamental emission output power/ Power Spectral Density/Band Edge/ TR8

Instrument	Manufacturer	Model No.	Serial No.	Cal. Date	Next Cal. Date
Spectrum Analyzer	Agilent	N9010A	MY48030494	2020.08.15	2021.08.14
EXA Spectrum Analyzer	Keysight	N9010A	MY55370495	2021.03.20	2022.03.19
MXA Signal Anlyzer	Keysight	N9020A	MY56060147	2020.08.15	2021.08.14
4TX MIMO Power Sensor	Keysight	X8750A	MY59400102	2021.02.11	2022.02.10
Coaxial Cable	Woken	SFL402	F02-150410-044	2021.01.01	2021.12.31
Temperature/Humidity Meter	RTS	RTS-8S	RF08	2020.08.13	2021.08.12

Radiated Emission(30MHz-1GHz) / AC3

Instrument	Manufacturer	Model No.	Serial No.	Cal. Date	Next Cal. Date
EMI Test Receiver	R&S	ESCI	100176	2020.08.15	2021.08.14
Loop Antenna	R&S	HFH2-Z2	833799/003	2021.03.04	2022.03.03
Bilog Antenna	Teseq GmbH	CBL6112D	27613	2020.08.19	2021.08.18
Coaxial Cable	Huber+Suhner	RG 214	AC3-C	2021.03.31	2022.03.30
Temperature/Humidity Meter	RTS	RTS-8S	AC3-TH	2020.08.13	2021.08.12
Dekra test software	Dekra	-	-	-	-

Radiated Emission(1GHz-40GHz) / AC5

Instrument	Manufacturer	Model No.	Serial No.	Cal. Date	Next Cal. Date
EXA Spectrum Analyzer	Keysight	N9010A	MY55370495	2021.03.20	2022.03.19
Amplifier	Keleto	LNPA	SK20190225	2020.09.25	2021.09.24
Preamplifier	EMCI	EMC184045SE	980263	2021.05.24	2022.05.23
DRG Horn Antenna	ETS-Lindgren	3117	00167055	2020.08.06	2021.08.05
Broad-Band Horn Antenna	Schwarzbeck	BBHA9170	294	2021.04.14	2023.04.13
Coaxial Cable	Huber+Suhner	SUCOFLEX 106	AC5-C2	2021.03.31	2022.03.30
Coaxial Cable	ROSENBERGER	LA1-C011-2000/3000	AC5-40G	2021.03.20	2022.03.19
Temperature/Humidity Meter	RTS	RTS-8S	AC5-TH	2020.08.13	2021.08.12
Dekra test software	Dekra	-	-	-	-

Jun. 09, 2023~ Jun. 30, 2023:

AC Power Line Conducted Emission / TR1

Instrument	Manufacturer	Model No.	Serial No.	Cal. Date	Next Cal. Date
EMI Test Receiver	R&S	ESCI	100906	2022.09.04	2023.09.03
Two-Line V-Network	R&S	ENV216	101189	2022.07.01	2023.06.30
Two-Line V-Network	R&S	ENV216	101044	2023.01.07	2024.01.06
Artificial Mains Network	SCHWARZBECK	NNLK 8129	8129-294	2022.11.27	2023.11.26
Impedance Stabilization Network	Teseq GmbH	ISN T800	57318	2023.03.07	2024.03.06
Impedance Stabilization Network	Teseq GmbH	ISN T8-Cat6	29680	2023.03.07	2024.03.06
50ohm Coaxial Switch	Anritsu	MP59B	6200464462	N/A	N/A
Coaxial Cable	Suhner	RG 223	TR1-C1	2023.05.14	2024.05.13
Temperature/Humidity Meter	RTS	RTS-8S	TR1-TH	2022.07.07	2023.07.06

Conducted Test/ TR8

Instrument	Manufacturer	Model No.	Serial No.	Cal. Date	Next Cal. Date
Wireless Connectivity Tester	R&S	CMW 270	102593	2023.05.20	2024.05.19
Coaxial Cable	N/A	N/A	2187	2023.05.26	2024.05.25
High and low temperature and fast temperature change test box	ASTUOD	ASTD-FBT-225K	N/A	2022.07.13	2023.07.12
Temperature/Humidity Meter	RTS	RTS-8S	RF08	2022.07.07	2023.07.06
Test system					
4TX MIMO Power Sensor	Keysight	X8750A	MY59400102	2023.02.25	2024.02.24
MAX Signal Analyzer	Keysight	N9020B	MY59050482	2022.09.17	2023.09.16
Switch Box	Keysight	X8749A	N/A	N/A	N/A
High and low temperature and fast temperature change test box	ASTUOD	ASTD-FBT-225K	N/A	2022.07.13	2023.07.12
MXG-B RF Vector Signal Generator	Keysight	N5182B	MY61252529	2022.07.14	2023.07.13
Frequency extender for EXG or MXG	Keysight	N5182BX07	MY59362500	2022.07.14	2023.07.13
EXG-B MW Analog Signal Generator	Keysight	N5173B	MY61252566	2022.09.28	2023.09.27

Radiated Emission(9kHz-1GHz) / AC3

Instrument	Manufacturer	Model No.	Serial No.	Cal. Date	Next Cal. Date
EMI Test Receiver	R&S	ESCI	100573	2022.07.10	2023.07.09
Bilog Antenna	Teseq GmbH	CBL6112D	27611	2022.08.28	2023.08.27
Coaxial Cable	Huber+Suhner	RG 214	AC2-C	2023.05.21	2024.05.20
Loop Antenna	R&S	HFH2-Z2E	101149	2023.04.25	2024.04.24
Temperature/Humidity Meter	RTS	RTS-8S	AC2-TH	2022.07.07	2023.07.06

Radiated Emission (1GHz-40GHz) / AC5

Instrument	Manufacturer	Model No.	Serial No.	Cal. Date	Next Cal. Date
MXA Signal Analyzer	Keysight	N9020B	MY60112218	2022.12.08	2023.12.07
Preamplifier	SKET	LNPA_0118G-45	SK2021041201	2023.05.14	2024.05.13
DRG Horn	ETS-Lindgren	3117	00123988	2022.08.29	2023.08.28
Broad-Band Horn Antenna	SCHWARZBECK	BBHA 9170	01249	2022.09.22	2023.09.21
Coaxial Cable	Huber+Suhner	SUCOFLEX 106	AC5-C2	2023.03.04	2024.03.03
Coaxial Cable	ROSENBERGER	LA1-C011-2000/3000	AC5-40G	2023.03.04	2024.03.03
Notch Filter	Micro-mve	MFN-2400.2485.S1	AN0003N	2022.07.18	2023.07.17

UNCERTAINTY

Uncertainties have been calculated according to the DEKRA internal document. The reported expanded uncertainties are based on a standard uncertainty multiplied by a coverage factor of k=2, providing a level of confidence of approximately 95%.

Test item	Uncertainty
AC Power Line Conducted Emission	± 2.92 dB
Peak Power Output	± 1.13 dB
Radiated Emission(30MHz~1GHz)	Horizontal: 30MHz~200MHz: 4.60 dB 200MHz~1GHz: 4.10 dB Vertical: 30MHz~200MHz: 4.80 dB 200MHz~1GHz: 4.10 dB
Radiated Emission(1GHz~40GHz)	Horizontal: 1GHz~18GHz: 5.00 dB Vertical: 1GHz~18GHz: 4.80 dB Horizontal: 18GHz~40GHz: 4.70 dB Vertical: 18GHz~40GHz: 4.60 dB
RF antenna conducted test	± 1.13 dB
Radiated Emission Band Edge	± 5.00 dB
DTS Bandwidth	± 279 Hz
Occupied Bandwidth	± 279 Hz
Power Density	± 1.13 dB

1 GENERAL INFORMATION

1.1 General Description of the Item(s)

Product Name ..... :	VR All-In-One Headset
Model No..... :	HMD Model:A7H10
Hardware Version. ..... :	R4
Software Version..... :	5.9.0.0
Firmware Version..... :	5.9.0.0
FCC ID ..... :	2ATRW-A7H10-1
IC ..... :	25707-A7H10-1
Manufacturer..... :	Qingdao Pico Technology Co., Ltd.
Manufacturer address ..... :	4 Floor, 3 Building, No. 393 Songling Road, Laoshan District, Qingdao, China

Wireless specifiction ..... :	Wi-Fi	
Operating frequency range(s)..... :	2400~2483.5MHz	
Type of modulation ..... :	DSSS: BPSK,QPSK,CCK OFDM: BPSK, QPSK, 16QAM, 64QAM, 256QAM, 1024QAM	
Number of channel..... :	802.11b/g/n/ax(20MHz): 11 802.11n/ax(40MHz): 7	
Data Rate ..... :	802.11b: 1/2/5.5/11 Mbps	
	802.11g: 6/9/12/18/24/36/48/54 Mbps	
	802.11n: up to 300 Mbps	
	802.11ax: up to 574 Mbps	
Device category ..... :	☐	Fixed point-to-point
	☐	Emit multiple directional beams, simultaneously or sequentially
	☒	Other cases

Rated power supply .....:	Voltage and Frequency	
	☐	AC: 220 – 240 V, 50/60 Hz
	☐	AC: 100 – 240 V, 50/60 Hz
	☒	Battery: …3.85Vdc…
	☒	Adapter: Input: 100-240V,50/60Hz,0.5A Output:5V.3A/9V,2A/12V,1.5A
Mounting position.....:	☐	Table top equipment
	☐	Wall/Ceiling mounted equipment
	☐	Floor standing equipment
	☒	Head-mounted equipment
	☐	Other:……

1.2 Antenna Information

Antenna model / type number..... :	N/A			
Antenna serial number..... :	N/A			
Antenna Delivery ..... :	☐	1TX + 1RX		
	☒	2TX + 2RX		
	☐	Others:……		
Antenna technology ..... :	☒	SISO		
	☒	MIMO	☒	CDD
			☐	Beam-forming
Antenna Type..... :	☐	External	☐	Dipole
			☐	Sectorized
	☒	Internal	☒	FPC
			☐	PCB
			☐	Metal Monopole Antenna
			☐	Ceramic chip
			☐	Others……..
Antenna Gain #1 ..... :	5.12dBi			
Antenna Gain #2 ..... :	3.80dBi			
Directional Gain ..... :	5.12dBi for Power 8.12dBi for PSD			

1.3 802.11ax RU configrations:

Bandwidth	RU all configurations
20MHz	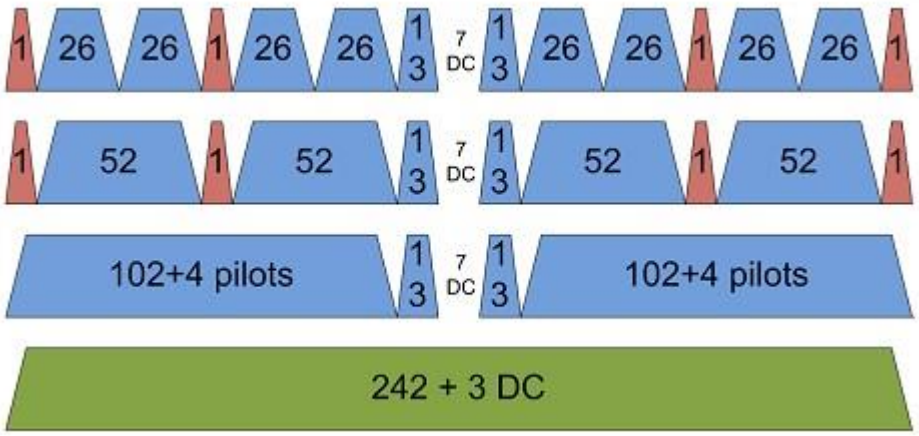
40MHz	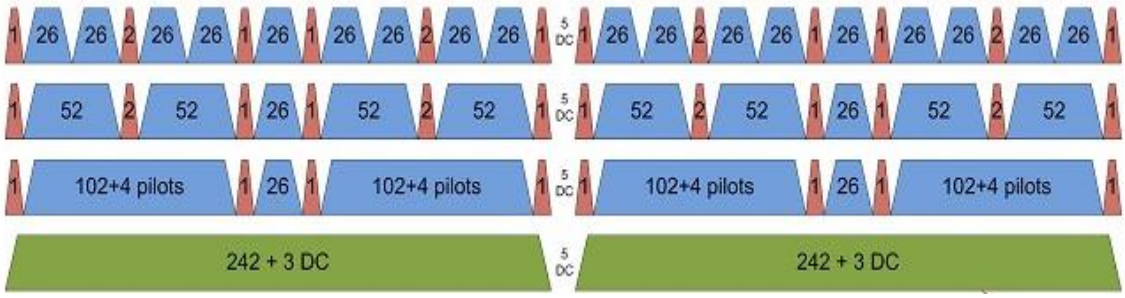

Note 1: We evaluated each RU configurations, and the The value of Determine δ =PSDpar- PSDfull≤0 ,shown in the report is the worst data.

1.4 Data Rate

IEEE 802.11b

Modulation	Data Rate(Mb/s)
DSSS	1
DSSS	2
CCK	5.5
CCK	11

Table 1 –TX Antenna number = 2

IEEE 802.11g

Modulation	Coding rate	Data Rate(Mb/s)
BPSK	1/2	6
BPSK	3/4	9
QPSK	1/2	12
QPSK	3/4	18
16-QAM	1/2	24
16-QAM	3/4	36
64-QAM	2/3	48
64-QAM	3/4	54

Table 1 – MCS parameters for TX Antenna number = 2

IEEE 802.11n

Spatial streames	MCS Index	Modulation	Coding rate	Data Rate(Mb/s)			
				20MHz		40MHz	
				800ns GI	400ns GI	800ns GI	400ns GI
1	0	BPSK	1/2	6.5	7.2	13.5	15.0
1	1	QPSK	1/2	13.0	14.4	27.0	30.0
1	2	QPSK	3/4	19.5	21.7	40.5	45.0
1	3	16-QAM	1/2	26.0	28.9	54.0	60.0
1	4	16-QAM	3/4	39.0	43.3	81.0	90.0
1	5	64-QAM	2/3	52.0	57.8	108.0	120.0
1	6	64-QAM	3/4	58.5	65.0	121.5	135.0
1	7	64-QAM	5/6	65.0	72.2	135.0	150.0
2	8	BPSK	1/2	13.0	14.4	27.0	30.0
2	9	QPSK	1/2	26.0	28.9	54.0	60.0
2	10	QPSK	3/4	39.0	43.3	81.0	90.0
2	11	16-QAM	1/2	52.0	57.8	108.0	120.0
2	12	16-QAM	3/4	78.0	86.7	162.0	180.0
2	13	64-QAM	2/3	104.0	115.6	216.0	240.0
2	14	64-QAM	3/4	117.0	130.0	243.0	270.0
2	15	64-QAM	5/6	130.0	144.0	270.0	300.0
Note 1: Support of 400ns GI is optional on transmit and receive.							

Table 1 – MCS parameters for TX Antenna number = 2

IEEE 802.11ax

Spatial Streams (Note1)	MCS Index	Modulation type	Coding rate	Data Rate(Mb/s)			
				20MHz		40MHz	
				Guard Interval		Guard Interval	
				1600ns	800ns	1600ns	800ns
1	0	BPSK	1/2	4	4	8	9
	1	QPSK	1/2	16	17	33	34
	2	QPSK	3/4	24	26	49	52
	3	16-QAM	1/2	33	34	65	69
	4	16-QAM	3/4	49	52	98	103
	5	64-QAM	2/3	65	69	130	138
	6	64-QAM	3/4	73	77	146	155
	7	64-QAM	5/6	81	86	163	172
	8	256-QAM	3/4	98	103	195	207
	9	256-QAM	5/6	108	115	217	229
	10	1024-QAM	3/4	122	129	244	258
	11	1024-QAM	5/6	135	143	271	287
2	12	BPSK	1/2	8	8	16	18
	13	QPSK	1/2	32	34	66	68
	14	QPSK	3/4	48	52	98	104
	15	16-QAM	1/2	66	68	130	138
	16	16-QAM	3/4	98	104	196	206
	17	64-QAM	2/3	130	138	260	276
	18	64-QAM	3/4	146	154	292	310
	19	64-QAM	5/6	162	172	326	344
	20	256-QAM	3/4	196	206	390	414
	21	256-QAM	5/6	216	230	434	458
	22	1024-QAM	3/4	244	258	488	516
	23	1024-QAM	5/6	270	286	542	574

Note 1: The EUT supports all data rate above. The blue form is the maximum power data rate.
Note 2: The EUT has 2 spatial Streams

1.5 Channel List

IEEE 802.11b/g & IEEE 802.11n/ax(20MHz)

Working Frequency of Each Channel							
Channel	Frequency	Channel	Frequency	Channel	Frequency	Channel	Frequency
1	2412 MHz	2	2417 MHz	3	2422 MHz	4	2427 MHz
5	2432 MHz	6	2437 MHz	7	2442 MHz	8	2447 MHz
9	2452 MHz	10	2457 MHz	11	2462 MHz	-	-

IEEE 802.11n/ax(40MHz)

Working Frequency of Each Channel							
Channel	Frequency	Channel	Frequency	Channel	Frequency	Channel	Frequency
3	2422 MHz	4	2427 MHz	5	2432 MHz	6	2437 MHz
7	2442 MHz	8	2447 MHz	9	2452 MHz	-	-

Note: The General Description of the Item, antenna information, Data Rate and Channel List in clause 1 are provided and confirmed by the client.

1.6 Power setting parameter

Test Mode	Frequency	Power Setting	
		SISO	MIMO
802.11b	2412	15	14
	2437	15	14
	2462	15	14
802.11g	2412	14.5	14
	2437	14.5	14
	2462	14.5	14
802.11n(20MHz)	2412	14.5	15
	2437	14.5	15
	2462	14.5	15
802.11n(40MHz)	2422	15	15
	2437	15	15
	2452	15	15
802.11ax(20MHz)	2412	14.5	15
	2437	14.5	15
	2462	14.5	15
802.11ax(40MHz)	2422	15	15
	2437	15	15
	2452	15	15

2 DESCRIPTION OF TEST SETUP

2.1 Operating mode(s) used for tests

During the tests the following operating mode(s) has(have) been used.

Test Mode	Mode 1: Transmit by 802.11b
	Mode 2: Transmit by 802.11g
	Mode 3: Transmit by 802.11n(20MHz)
	Mode 4: Transmit by 802.11n(40MHz)
	Mode 5: Transmit by 802.11ax(20MHz)
	Mode 6: Transmit by 802.11ax(40MHz)

2.2 Accessories Information

Accessories Information	Brand/model name	Cable		
		Length used during test [m]	Attached during test	Shielded
USB control Cable	N/A	10	☒	☒
USB control Cable	N/A	0.5	☒	☒
			☐	☐
			☐	☐
			☐	☐

2.3 Support / Auxiliary equipment / unit / Test software for the EUT

The EUT has been tested with the following auxiliary equipment / unit / software:

Auxiliary equipment	Type / Version	Manufacturer	Supplied by
Notebook	Think pad x220	Lenovo	Adapter
software	Type / Version	Manufacturer	Supplied by
QDART	qdart_conn.win.1.0_installer_00065.1	Qualcomm	N/A

2.4 Test Configuration / Block diagram used for tests

The following test setup / configuration / block diagram has been used during the tests:

Test setup Diagram- AC Line Conducted Emission Test

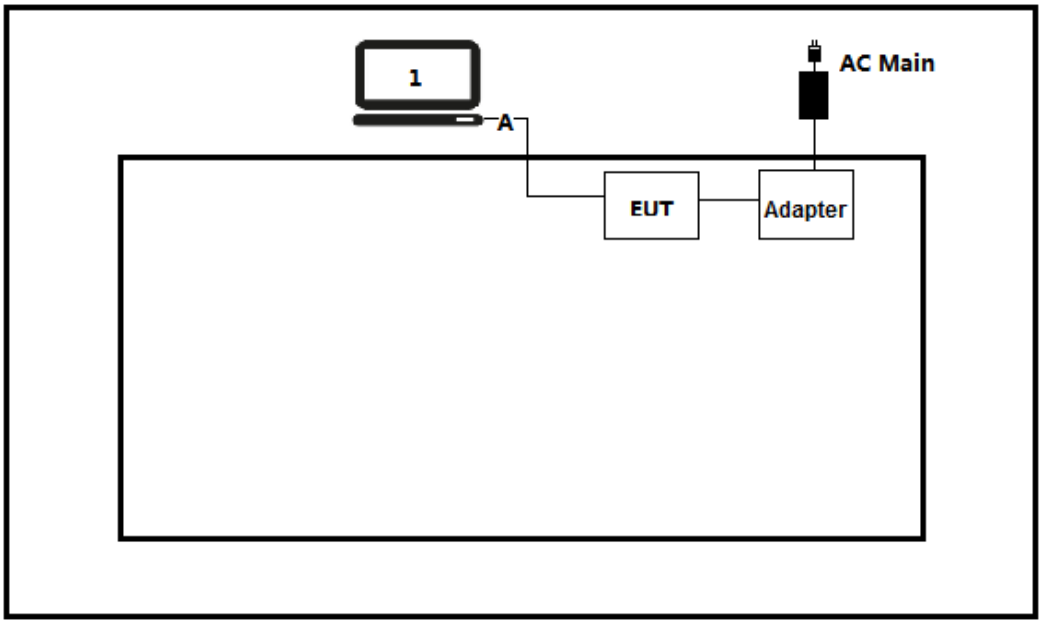

Test setup Diagram- Radiated Emission

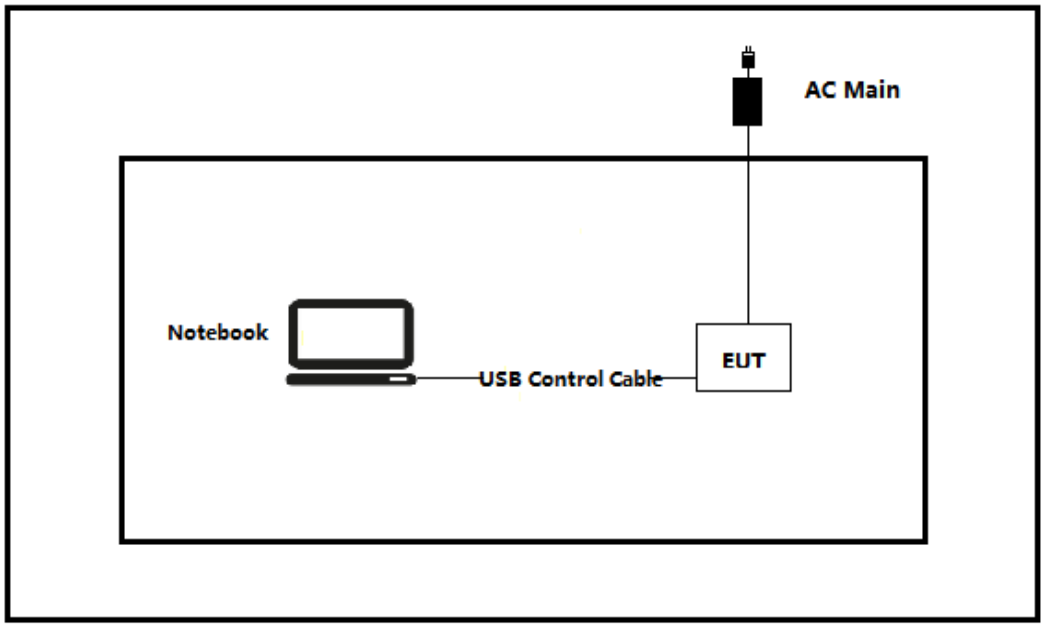

2.5 Testing process

1	Setup the EUT as shown in Section 2.4.
2	Execute the QDART on the notebook.
3	Configure the test mode, the test channel, and the data rate.
4	Verify that the EUT works properly.

3 VERDICT SUMMARY SECTION

This chapter presents an overview of standards and results. Refer to the next chapters for details of measured test results and applied test levels.

3.1 Standards

Standard	Year	Description
FCC CFR Title 47 Part 15 Subpart C Section 15.247	2020	Operation within the bands 902–928 MHz, 2400–2483.5 MHz, and 5725–5850 MHz.
ANSI C63.10	2013	American National Standard of Procedures for Compliance Testing of Unlicensed Wireless Devices
KDB 558074 D01V05r02	2019	Guidance for performing compliance measurements on Digital Transmission System (DTS) operating under section 15.247
RSS-Gen Issue 5 Amendment 2	2021	General Requirements forCompliance of Radio Apparatus
RSS-247 Issue 2	2017	Digital Transmission Systems (DTSs),Frequency Hopping Systems (FHSs)and Licence-Exempt Local Area Network(LE-LAN) Devices

3.2 Overview of results

For FCC

Requirement – Test case	Basic standard(s)	Verdict	Remark
AC Power Line Conducted Emission	FCC 15.207	PASS	---
Emissions in restricted frequency bands	FCC 15.247(b)(3)	PASS	---
Duty cycle	ANSI C63.10:2013	PASS	---
Emissions in non-restricted frequency bands	FCC 15.247(d), FCC 15.209	PASS	---
Band Edge	FCC 15.247(d)	PASS	---
Fundamental emission output power	FCC 15.247(d), FCC 15.209	PASS	---
DTS Bandwidth	FCC 15.247(a)(2)	PASS	---
Power Spectral Density	FCC 15.247(e)	PASS	---
Antenna Requirement	FCC 15.203	PASS	---

For ISED

Requirement – Test case	Basic standard(s)	Verdict	Remark
AC Power Line Conducted Emission	RSS-Gen Issue 5Section 8.8	PASS	---
Emissions in restricted frequency bands	RSS-Gen Issue 5 Section 8.9	PASS	---
Duty cycle	ANSI C63.10:2013	PASS	---
Emissions in non-restricted frequency bands	RSS-247 Issue 2 Section 5.5	PASS	---
Band Edge	RSS-Gen Issue 5 Section 8.10	PASS	---
Fundamental emission output power	RSS-247 Issue 2 Section 5.4(d)	PASS	---
DTS Bandwidth	RSS-Gen Issue 5 Section 6.7	PASS	---
Power Spectral Density	RSS-247 Issue 2 Section 5.2(b)	PASS	---
Antenna Requirement	RSS-Gen Issue 5 Section 6.8	PASS	---

3.3 Test Facility

USA	**:**	**FCC Designation Number: CN1199**
CA	**:**	**ISED CAB identifier: CN0040**

4 TEST RESULTS

4.1 AC Power Line Conducted Emission	VERDICT: PASS

4.1.1 Limit

Standard	FCC Part 15 Subpart C Paragraph 15.207	
Frequency range [MHz]	Limit: QP [dB(μV)[1)]]	Limit: AV [dB(μV) [1)]]
0,15 - 0,50	66 - 56 [2)]	56 - 46 [2)]
0,50 - 5,0	56	46
5,0 - 30	60	50

[1)] At the transition frequency, the lower limit applies.
[2)] The limit decreases linearly with the logarithm of the frequency.

4.1.2 Test Setup

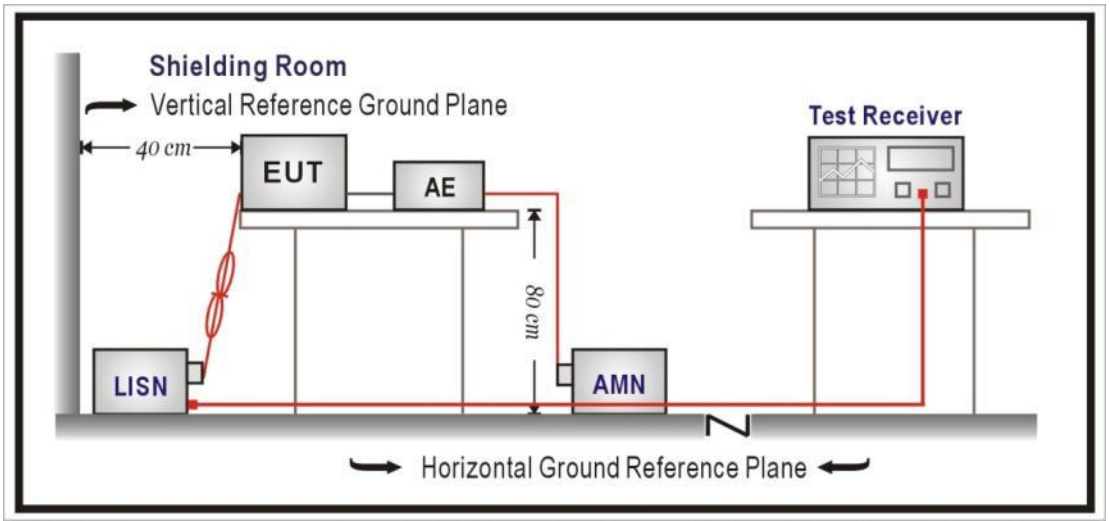

4.1.3 Test Procedure

	References Rule	Chapter	Item
☒	ANSI C63.10-2013	6.2	Standard test method for ac power-line conducted emissions from unlicensed wireless devices

4.1.4 Test Data

Profile: 2360091R	Page No.: 185
Engineer: Noah	
Site: TR1	Time: 2023/06/29 - 20:17
Limit: FCC_Part 15.207_CE_AC Power	Margin: 0
Probe: ENV216_101190(0.009-30MHz)	Polarity: Neutral
EUT: VR All-In-One Headset	Power: 120Vac / 60Hz
Note: Mode1: Transmit at 2412MHz by 802.11b	

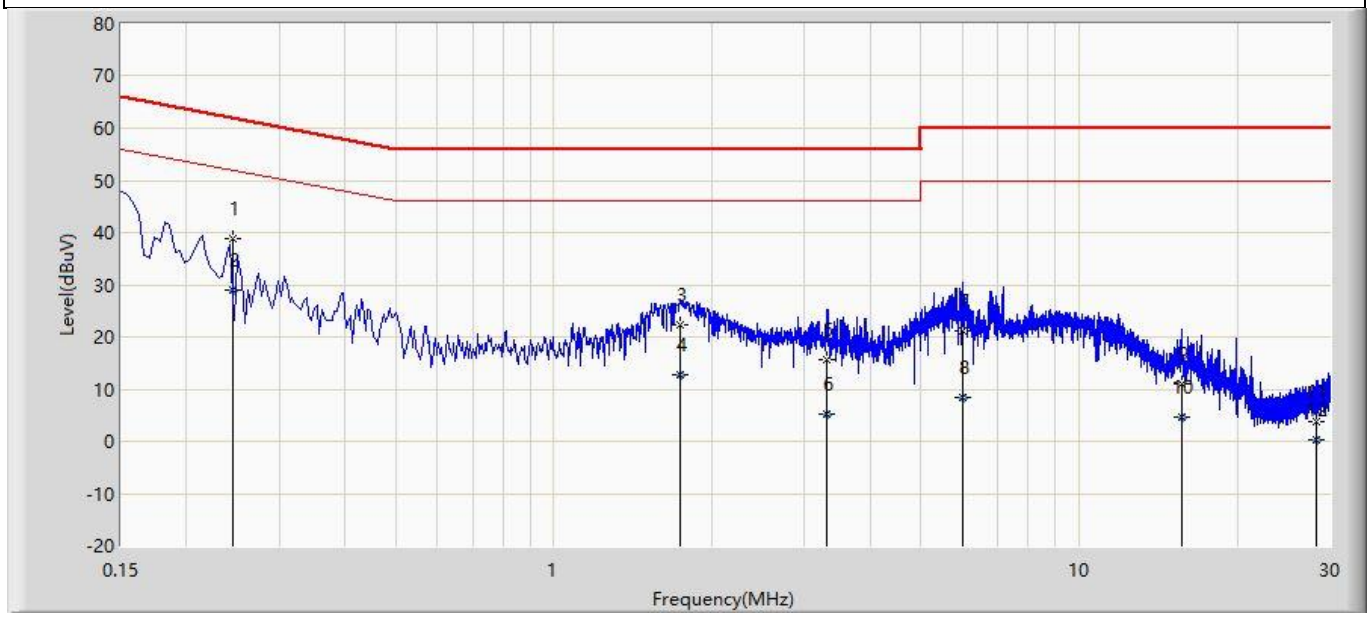

No	Mark	Frequency (MHz)	Measure Level (dBuV)	Reading Level (dBuV)	Over Limit (dB)	Limit (dBuV)	Factor (dB)	Type
1		0.245	38.771	29.216	-23.166	61.937	9.555	QP
2	*	0.245	28.869	19.315	-23.067	51.937	9.555	AV
3		1.734	22.243	12.653	-33.757	56.000	9.590	QP
4		1.734	12.808	3.218	-33.192	46.000	9.590	AV
5		3.298	15.776	6.155	-40.224	56.000	9.621	QP
6		3.298	5.075	-4.546	-40.925	46.000	9.621	AV
7		5.994	21.199	11.504	-38.801	60.000	9.695	QP
8		5.994	8.363	-1.331	-41.637	50.000	9.695	AV
9		15.658	11.056	1.145	-48.944	60.000	9.911	QP
10		15.658	4.736	-5.175	-45.264	50.000	9.911	AV
11		28.258	3.668	-6.529	-56.332	60.000	10.197	QP
12		28.258	0.343	-9.854	-49.657	50.000	10.197	AV

Profile: 2360091R	Page No.: 186
Engineer: Noah	
Site: TR1	Time: 2023/06/29 - 20:20
Limit: FCC_Part 15.207_CE_AC Power	Margin: 0
Probe: ENV216_101190(0.009-30MHz)	Polarity: Line
EUT: VR All-In-One Headset	Power: 120Vac / 60Hz
Note: Mode1: Transmit at 2412MHz by 802.11b	

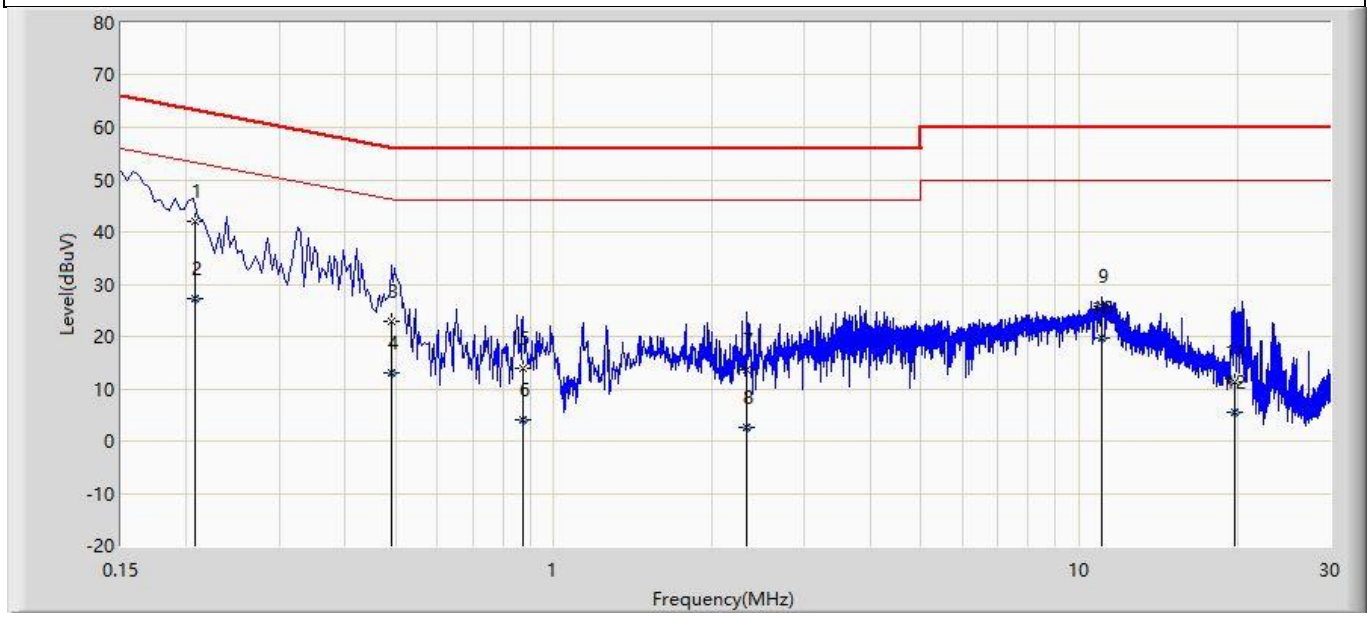

No	Mark	Frequency (MHz)	Measure Level (dBuV)	Reading Level (dBuV)	Over Limit (dB)	Limit (dBuV)	Factor (dB)	Type
1	*	0.207	42.137	32.577	-21.177	63.314	9.560	QP
2		0.207	27.126	17.567	-26.188	53.314	9.560	AV
3		0.490	22.797	13.217	-33.371	56.168	9.579	QP
4		0.490	13.018	3.439	-33.149	46.168	9.579	AV
5		0.874	13.877	4.287	-42.123	56.000	9.590	QP
6		0.874	3.916	-5.674	-42.084	46.000	9.590	AV
7		2.330	13.558	3.960	-42.442	56.000	9.598	QP
8		2.330	2.688	-6.911	-43.312	46.000	9.598	AV
9		11.034	25.819	15.994	-34.181	60.000	9.825	QP
10		11.034	19.729	9.904	-30.271	50.000	9.825	AV
11		19.762	11.241	1.294	-48.759	60.000	9.947	QP
12		19.762	5.607	-4.339	-44.393	50.000	9.947	AV

Note:
1. " * ", means this data is the worst emission level.
2. Measurement Level = Reading Level + Factor(Probe+Cable-Amp).

4.2 Emissions in restricted frequency bands — VERDICT: PASS

4.2.1 Limit

Standard	FCC Part 15 Subpart C Paragraph 15.205; 15.209

Restricted Bands of operation for FCC

Frequency (MHz)	Frequency (MHz)	Frequency (MHz)	Frequency (GHz)
0.090 – 0.110	16.42 – 16.423	399.9 – 410	4.5 – 5.15
0.495 – 0.505	16.69475 –16.69525	608 – 614	5.35 – 5.46
2.1735 – 2.1905	16.80425 – 16.80475	960 – 1240	7.25 – 7.75
4.125 – 4.128	25.5 – 25.67	1300 – 1427	8.025 – 8.5
4.17725 – 4.17775	37.5 – 38.25	1435 – 1626.5	9.0 – 9.2
4.20725 – 4.20775	73 – 74.6	1645.5 – 1646.5	9.3 – 9.5
6.215 – 6.218	74.8 – 75.2	1660 – 1710	10.6 – 12.7
6.26775 – 6.26825	108 – 121.94	1718.8 – 1722.2	13.25 – 13.4
6.31175 – 6.31225	123 – 138	2200 – 2300	14.47 – 14.5
8.291 – 8.294	149.9 – 150.05	2310 – 2390	15.35 – 16.2
8.362 – 8.366	156.52475 – 156.52525	2483.5 – 2500	17.7 – 21.4
8.37625 – 8.38675	156.7 – 156.9	2690 – 2900	22.01 – 23.12
8.81425 – 8.81475	162.0125 – 167.17	3260 – 3267	23.6 – 24.0
12.29 – 12.293	167.72 – 173.2	3332 – 3339	31.2 – 31.8
12.51975–12.52025	240 – 285	3345.8 – 3358	36.43 – 36.5
12.57675–12.57725	322 – 335.4	3600 – 4400	Above 38.6
13.36 – 13.41	--	--	--

Restricted Band Emissions Limit

Frequency (MHz)	Field strength (μV/m)	Field strength (dBμV/m)	Measurement distance (m)
0.009 - 0.49	2400/F(kHz)	48.5 – 13.8	300(Note 1)
0.49 - 1.705	24000/F(kHz)	33.8 - 23	30(Note 1)
1.705 - 30	30	29.5	30(Note 1)
30 - 88	100	40	3(Note 2)
88 - 216	150	43.5	3(Note 2)
216 - 960	200	46	3(Note 2)
Above 960	500	54	3(Note 2)

Note 1: At frequencies below 30 MHz, measurements may be performed at a distance closer than that specified in the regulations; however, an attempt should be made to avoid making measurements in the near field. Pending the development of an appropriate measurement procedure for measurements performed below 30 MHz, when performing measurements at a closer distance than specified, the results shall be extrapolated to the specified distance by either making measurements at a minimum of two distances on at least one radial to determine the proper extrapolation factor or by using the square of an inverse linear distance extrapolation factor (40 dB/decade).

Note 2: At frequencies at or above 30 MHz, measurements may be performed at a distance other than what is specified provided: measurements are not made in the near field except where it can be shown that near field measurements are appropriate due to the characteristics of the device; and it can be demonstrated that the signal levels needed to be measured at the distance employed can be detected by the measurement equipment. Measurements shall not be performed at a distance greater than 30 meters unless it can be further demonstrated

that measurements at a distance of 30 meters or less are impractical. When performing measurements at a distance other than that specified, the results shall be extrapolated to the specified distance using an extrapolation factor of 20 dB/decade (inverse linear-distance for field strength measurements; inverse-linear-distance-squared for power density measurements).

4.2.2 Test Setup

Below 30MHz Test Setup:

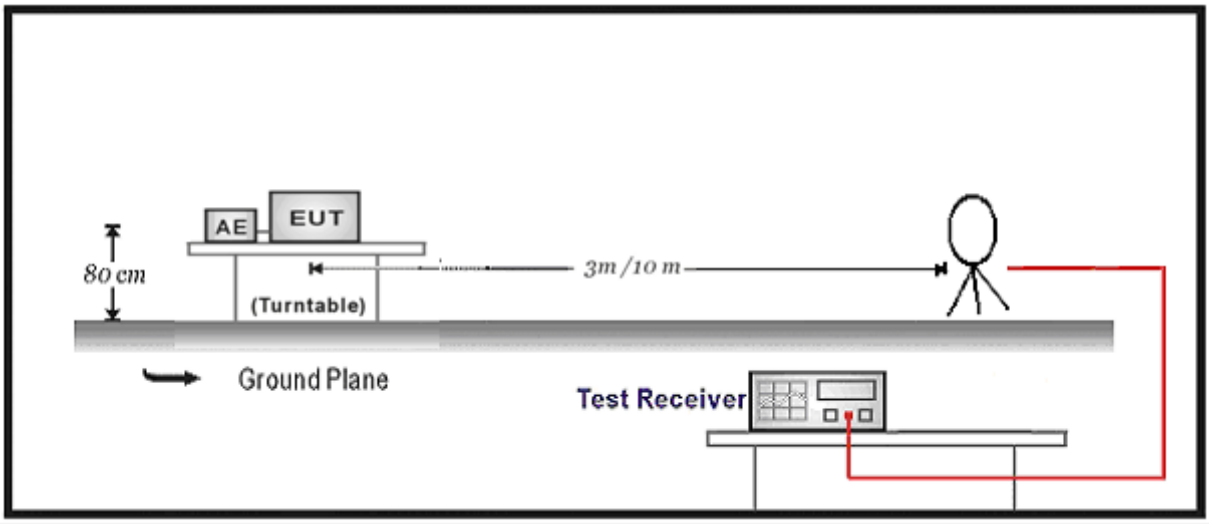

30MHz-1GHz Test Setup:

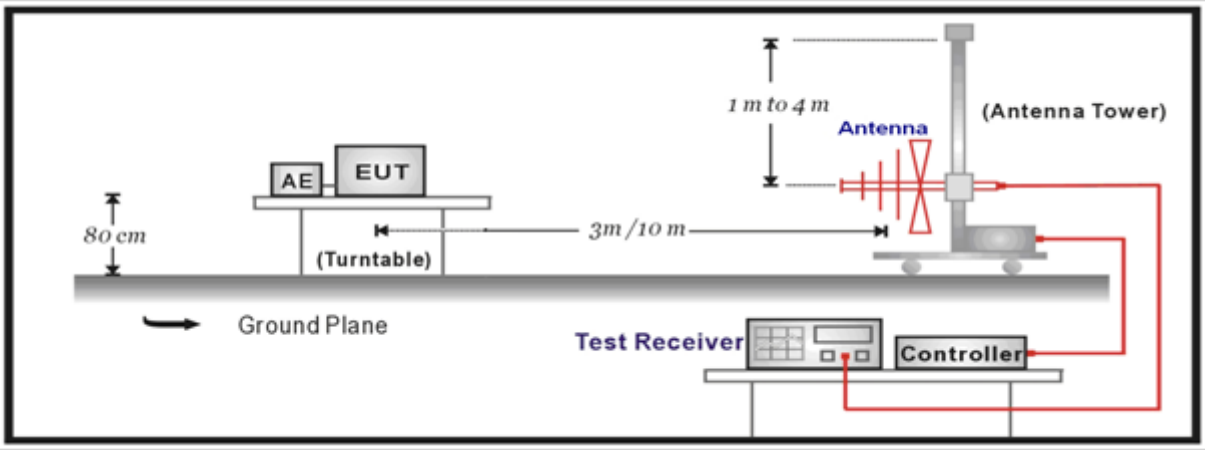

Above 1GHz Test Setup:

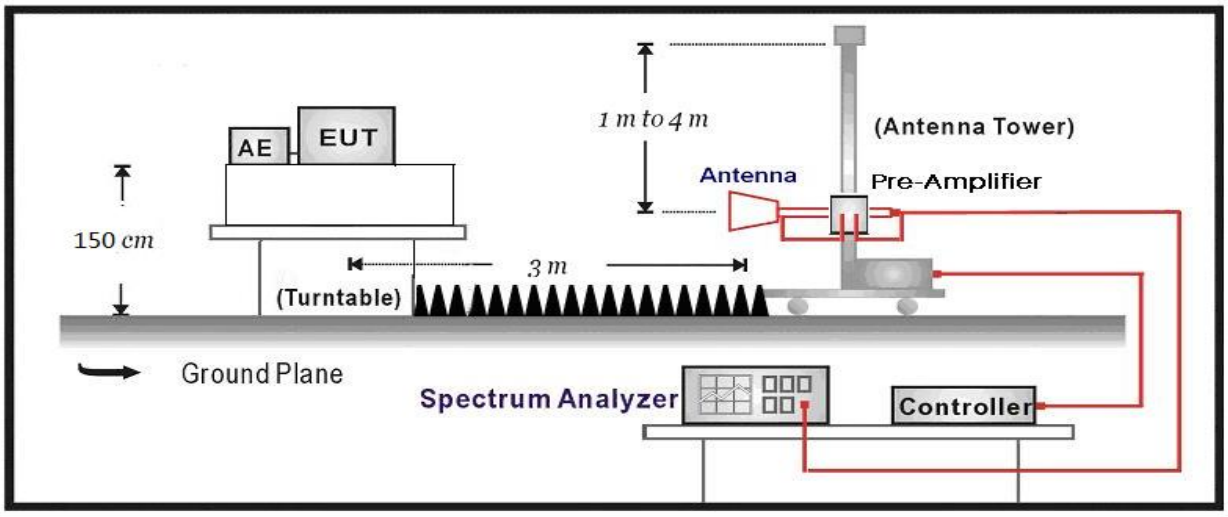

4.2.3 Test Procedure

	References Rule				Chapter	Description
☒	ANSI C63.10				11.12	Emissions in restricted frequency bands
	☒	ANSI C63.10			11.12.1	Radiated emission measurements
	☒	ANSI C63.10			6.3	Radiated spurious emission test
		☒	ANSI C63.10		6.4	Radiated emissions from unlicensed wireless devices below 30 MHz
		☒	ANSI C63.10		6.5	Radiated emissions from unlicensed wireless devices in the frequency range of 30 MHz to 1000 MHz
		☒	ANSI C63.10		6.6	Radiated emissions from unlicensed wireless devices above 1 GHz
	☐	ANSI C63.10			11.12.2	Antenna-port conducted measurements
		☐	ANSI C63.10		11.12.2.3	Quasi-peak measurement procedure
		☐	ANSI C63.10		11.12.2.4	Peak power measurement procedure
		☐	ANSI C63.10		11.12.2.5	Average power measurement procedures
			☐	ANSI C63.10	11.12.2.5.1	Trace averaging with continuous EUT transmission at full power
			☐	ANSI C63.10	11.12.2.5.2	Trace averaging across ON and OFF times of the EUT transmissions followed by duty cycle correction
			☐	ANSI C63.10	11.12.2.5.3	Reduced VBW averaging across ON and OFF times of the EUT transmissions with max hold

4.2.4 Test Data

SISO-Ant 1

Profile: 2360091R	Page No.: 49
Engineer: Juliuszhou	
Site: AC5	Time: 2021/05/27 - 09:42
Limit: FCC_Part15.209_RE(3m)	Margin: 0
Probe: Horn_3117_00123988_(1-18GHz)	Polarity: Vertical
EUT: VR All-In-One Headset	Power: 120Vac / 60Hz
Note: Mode 1:Transmit at 2412MHz by 802.11b	

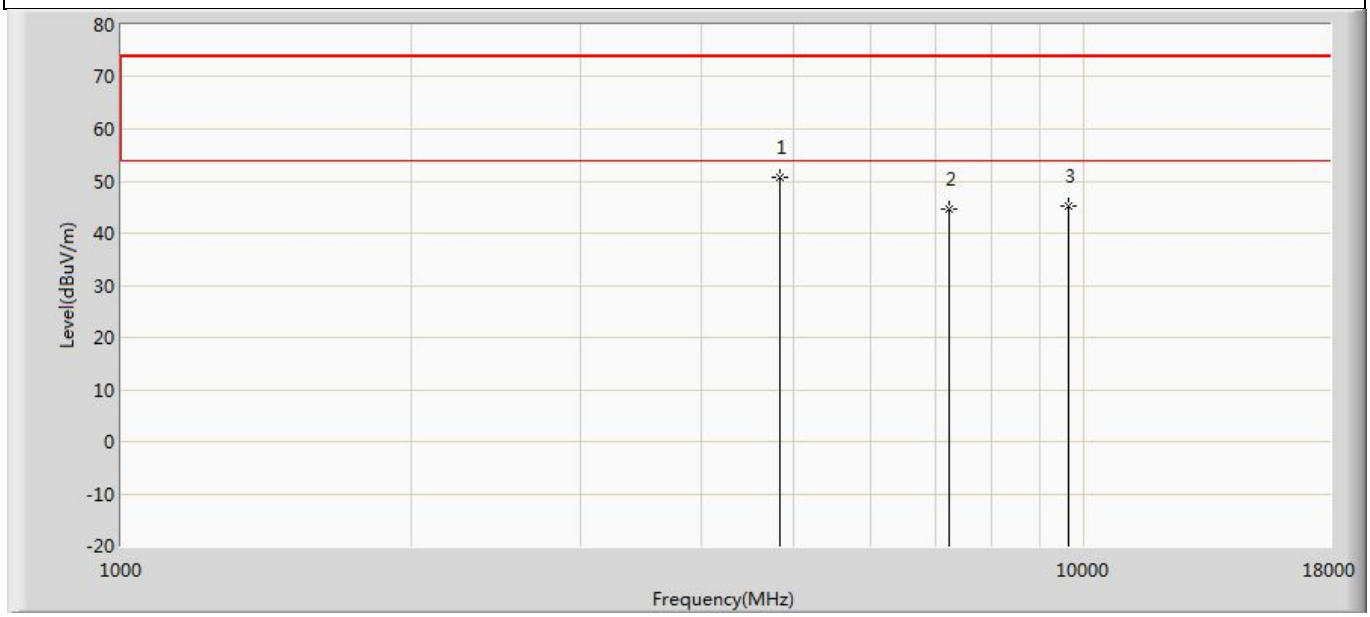

No	Mark	Frequency (MHz)	Measure Level (dBuV/m)	Reading Level (dBuV)	Over Limit (dB)	Limit (dBuV/m)	Factor (dB)	Type
1	*	4824.000	50.783	55.942	-23.217	74.000	-5.159	PK
2		7236.000	44.734	45.622	-29.266	74.000	-0.888	PK
3		9648.000	45.193	41.507	-28.807	74.000	3.686	PK

Profile: 2360091R	Page No.: 50
Engineer: Juliuszhou	
Site: AC5	Time: 2021/05/27 - 09:43
Limit: FCC_Part15.209_RE(3m)	Margin: 0
Probe: Horn_3117_00123988_(1-18GHz)	Polarity: Horizontal
EUT: VR All-In-One Headset	Power: 120Vac / 60Hz
Note: Mode 1:Transmit at 2412MHz by 802.11b	

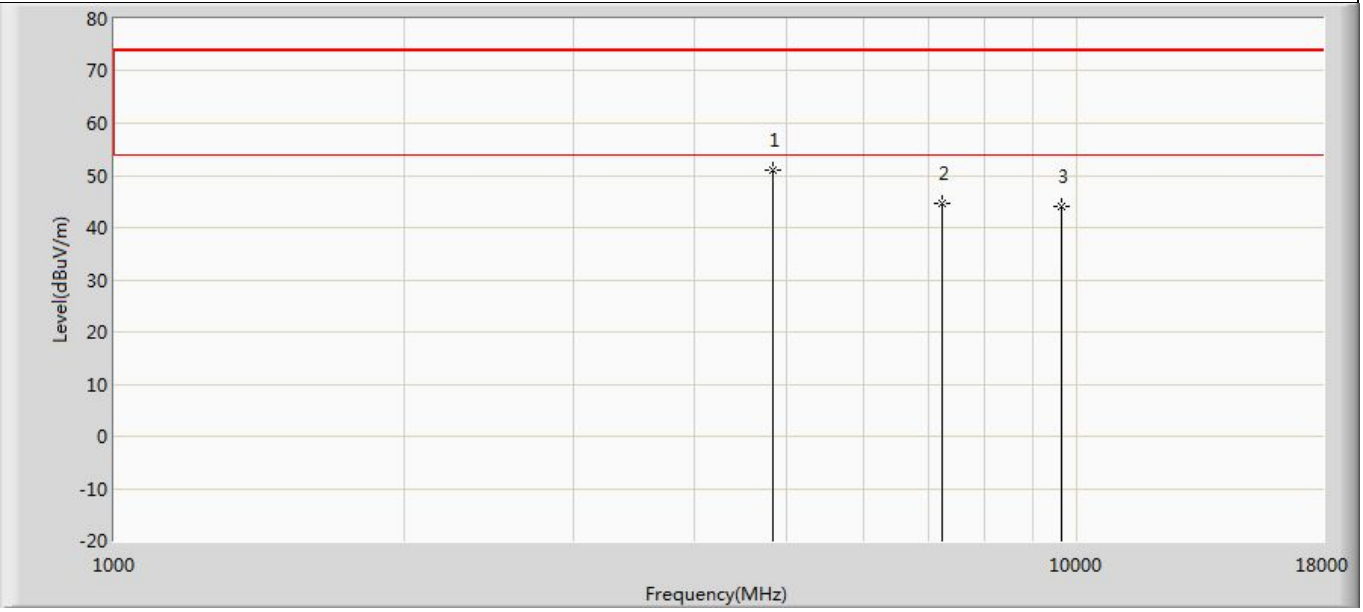

No	Mark	Frequency (MHz)	Measure Level (dBuV/m)	Reading Level (dBuV)	Over Limit (dB)	Limit (dBuV/m)	Factor (dB)	Type
1	*	4824.000	50.979	56.138	-23.021	74.000	-5.159	PK
2		7236.000	44.781	45.669	-29.219	74.000	-0.888	PK
3		9648.000	44.100	40.414	-29.900	74.000	3.686	PK

Profile: 2360091R	Page No.: 51
Engineer: Juliuszhou	
Site: AC5	Time: 2021/05/27 - 09:43
Limit: FCC_Part15.209_RE(3m)	Margin: 0
Probe: Horn_3117_00123988_(1-18GHz)	Polarity: Vertical
EUT: VR All-In-One Headset	Power: 120Vac / 60Hz
Note: Mode 1:Transmit at 2437MHz by 802.11b	

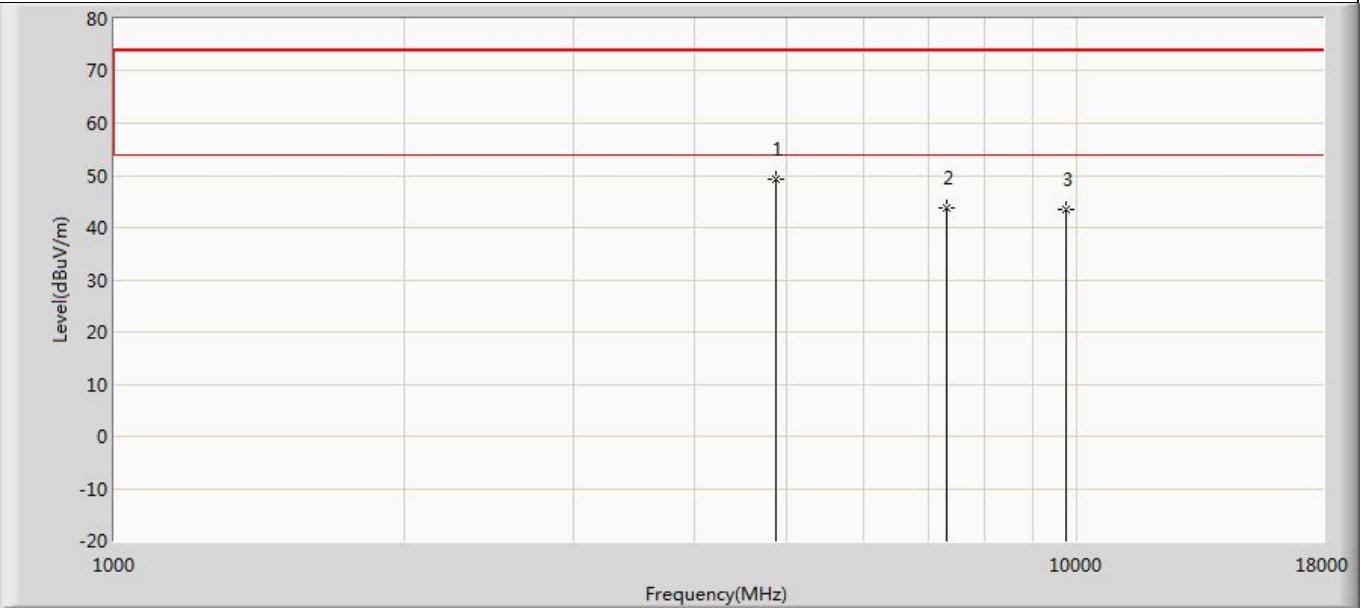

No	Mark	Frequency (MHz)	Measure Level (dBuV/m)	Reading Level (dBuV)	Over Limit (dB)	Limit (dBuV/m)	Factor (dB)	Type
1	*	4874.000	49.240	54.017	-24.760	74.000	-4.777	PK
2		7311.000	43.787	44.747	-30.213	74.000	-0.960	PK
3		9748.000	43.408	40.381	-30.592	74.000	3.027	PK

Profile: 2360091R	Page No.: 52
Engineer: Juliuszhou	
Site: AC5	Time: 2021/05/27 - 09:43
Limit: FCC_Part15.209_RE(3m)	Margin: 0
Probe: Horn_3117_00123988_(1-18GHz)	Polarity: Horizontal
EUT: VR All-In-One Headset	Power: 120Vac / 60Hz
Note: Mode 1:Transmit at 2437MHz by 802.11b	

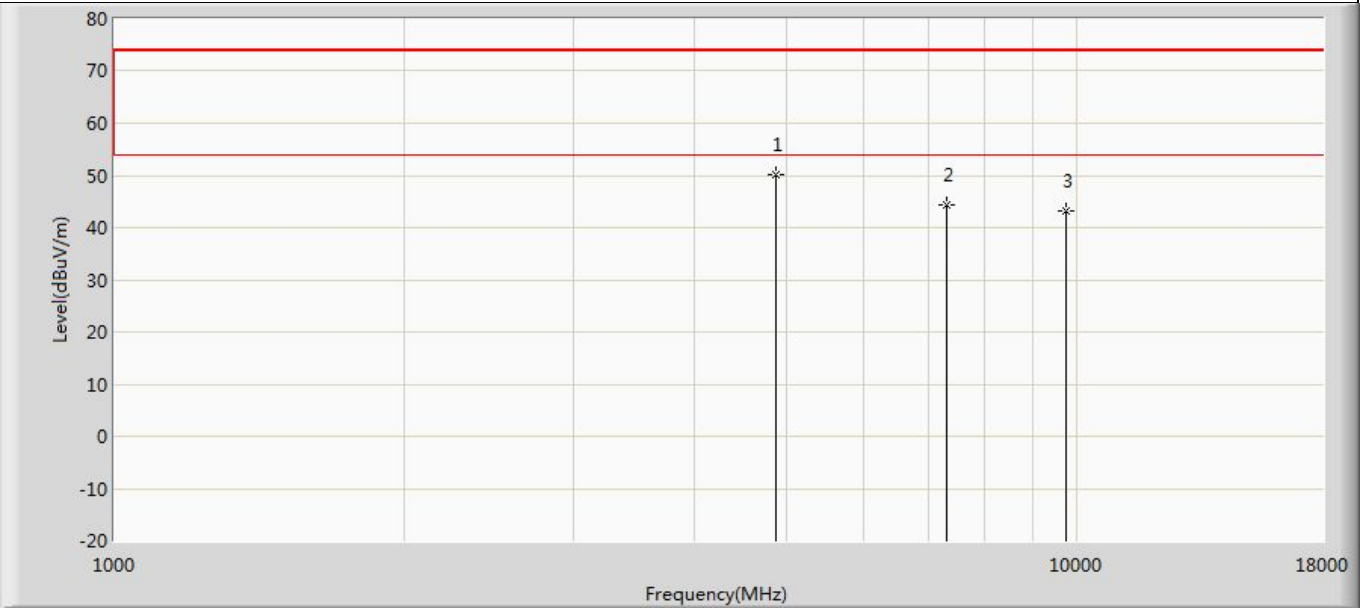

No	Mark	Frequency (MHz)	Measure Level (dBuV/m)	Reading Level (dBuV)	Over Limit (dB)	Limit (dBuV/m)	Factor (dB)	Type
1	*	4874.000	50.248	55.025	-23.752	74.000	-4.777	PK
2		7311.000	44.330	45.290	-29.670	74.000	-0.960	PK
3		9748.000	43.198	40.171	-30.802	74.000	3.027	PK

Profile: 2360091R	Page No.: 53
Engineer: Juliuszhou	
Site: AC5	Time: 2021/05/27 - 09:43
Limit: FCC_Part15.209_RE(3m)	Margin: 0
Probe: Horn_3117_00123988_(1-18GHz)	Polarity: Vertical
EUT: VR All-In-One Headset	Power: 120Vac / 60Hz
Note: Mode 1:Transmit at 2462MHz by 802.11b	

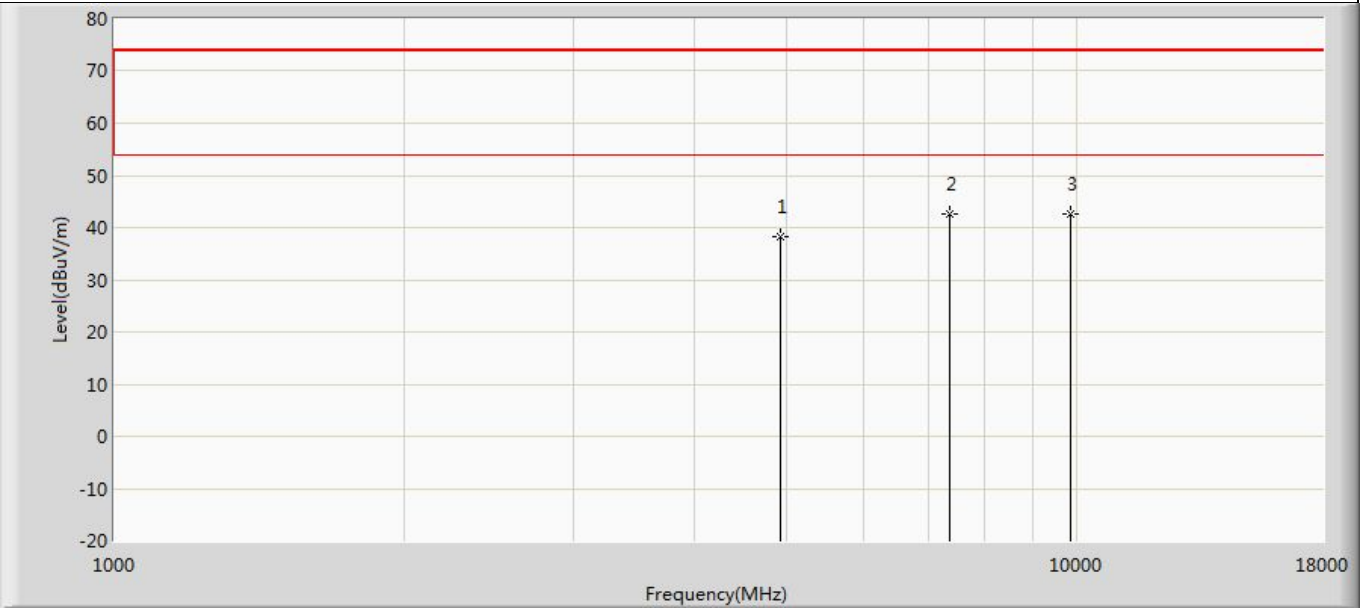

No	Mark	Frequency (MHz)	Measure Level (dBuV/m)	Reading Level (dBuV)	Over Limit (dB)	Limit (dBuV/m)	Factor (dB)	Type
1		4924.000	38.393	43.276	-35.607	74.000	-4.883	PK
2		7386.000	42.503	43.564	-31.497	74.000	-1.061	PK
3	*	9848.000	42.585	39.468	-31.415	74.000	3.116	PK

Profile: 2360091R	Page No.: 54
Engineer: Juliuszhou	
Site: AC5	Time: 2021/05/27 - 09:43
Limit: FCC_Part15.209_RE(3m)	Margin: 0
Probe: Horn_3117_00123988_(1-18GHz)	Polarity: Horizontal
EUT: VR All-In-One Headset	Power: 120Vac / 60Hz
Note: Mode 1:Transmit at 2462MHz by 802.11b	

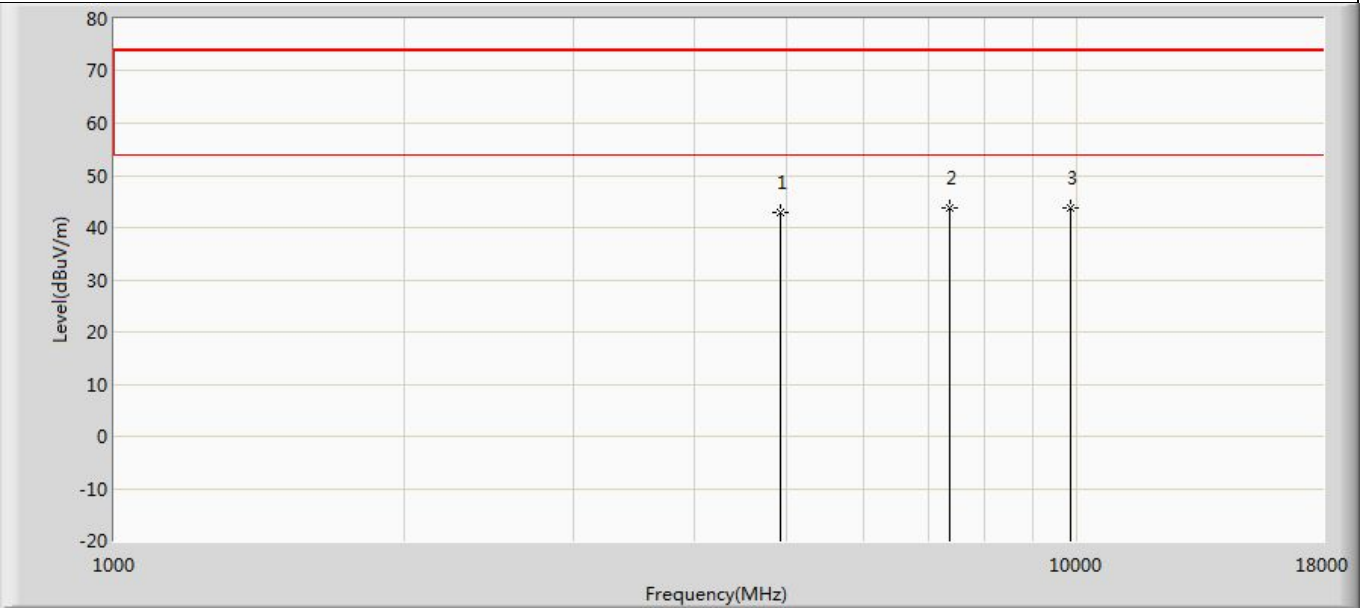

No	Mark	Frequency (MHz)	Measure Level (dBuV/m)	Reading Level (dBuV)	Over Limit (dB)	Limit (dBuV/m)	Factor (dB)	Type
1		4924.000	42.792	47.675	-31.208	74.000	-4.883	PK
2		7386.000	43.627	44.688	-30.373	74.000	-1.061	PK
3	*	9848.000	43.880	40.763	-30.120	74.000	3.116	PK

Profile: 2360091R	Page No.: 55
Engineer: Juliuszhou	
Site: AC5	Time: 2021/05/27 - 09:43
Limit: FCC_Part15.209_RE(3m)	Margin: 0
Probe: Horn_3117_00123988_(1-18GHz)	Polarity: Vertical
EUT: VR All-In-One Headset	Power: 120Vac / 60Hz
Note: Mode 2:Transmit at 2412MHz by 802.11g	

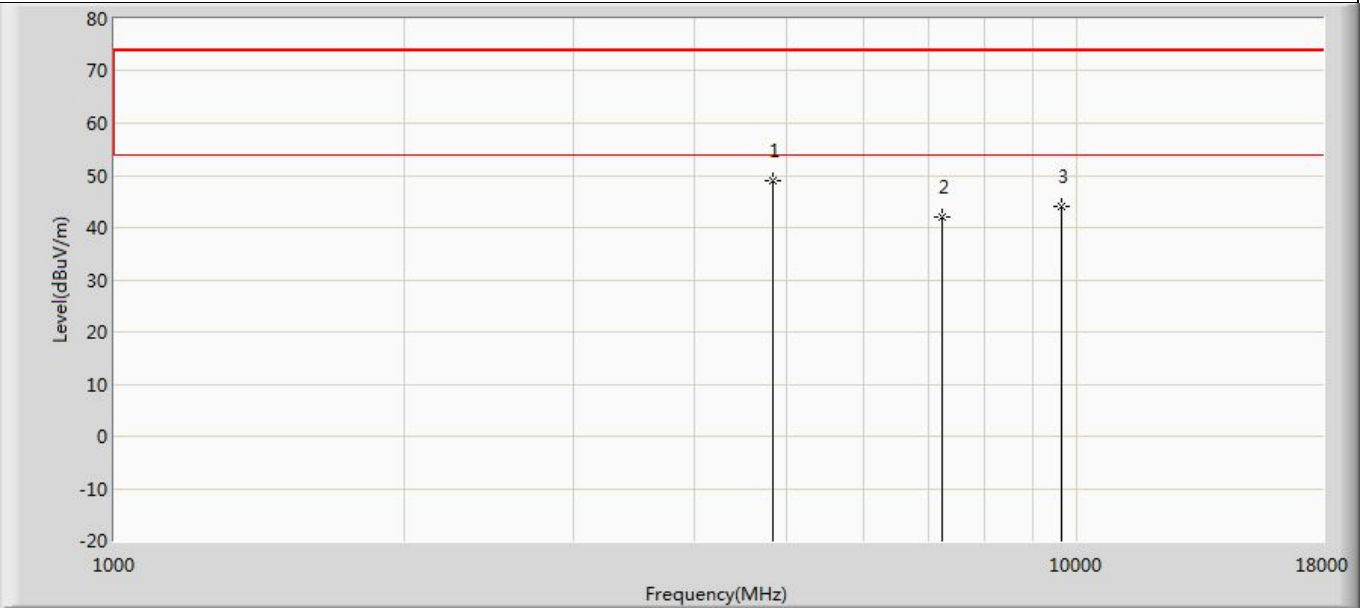

No	Mark	Frequency (MHz)	Measure Level (dBuV/m)	Reading Level (dBuV)	Over Limit (dB)	Limit (dBuV/m)	Factor (dB)	Type
1	*	4824.000	48.940	54.099	-25.060	74.000	-5.159	PK
2		7236.000	41.924	42.812	-32.076	74.000	-0.888	PK
3		9648.000	43.965	40.279	-30.035	74.000	3.686	PK

Profile: 2360091R	Page No.: 56
Engineer: Juliuszhou	
Site: AC5	Time: 2021/05/27 - 09:43
Limit: FCC_Part15.209_RE(3m)	Margin: 0
Probe: Horn_3117_00123988_(1-18GHz)	Polarity: Horizontal
EUT: VR All-In-One Headset	Power: 120Vac / 60Hz
Note: Mode 2:Transmit at 2412MHz by 802.11g	

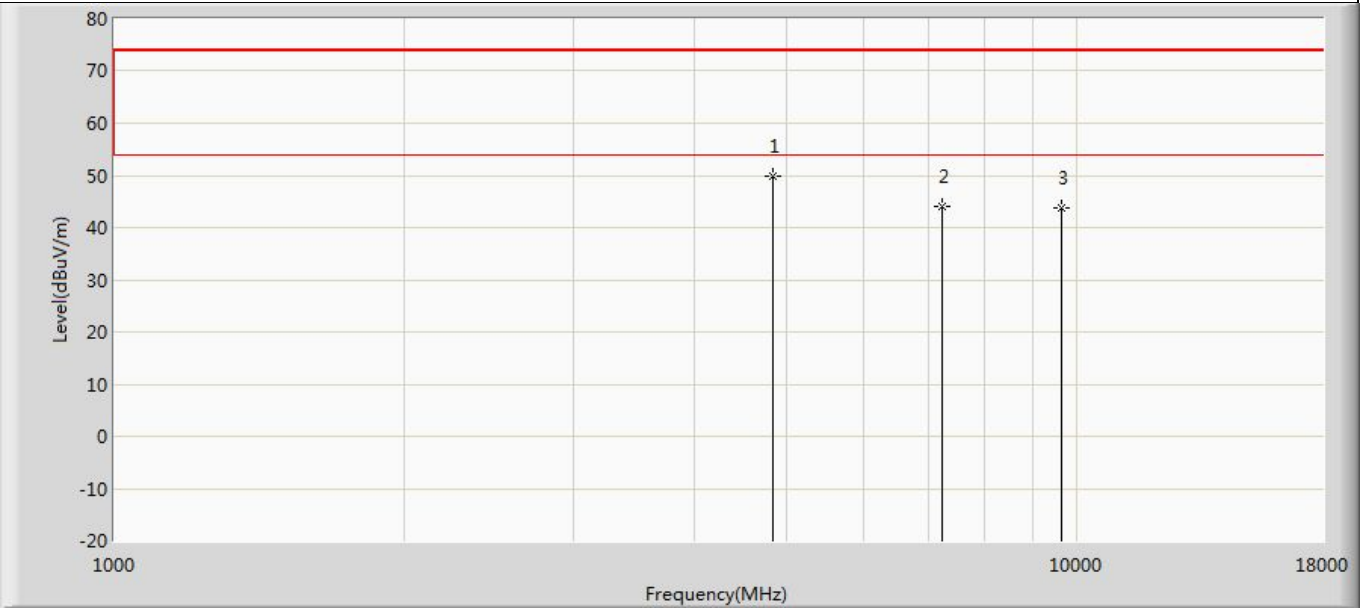

No	Mark	Frequency (MHz)	Measure Level (dBuV/m)	Reading Level (dBuV)	Over Limit (dB)	Limit (dBuV/m)	Factor (dB)	Type
1	*	4824.000	49.891	55.050	-24.109	74.000	-5.159	PK
2		7236.000	44.175	45.063	-29.825	74.000	-0.888	PK
3		9648.000	43.822	40.136	-30.178	74.000	3.686	PK

Profile: 2360091R	Page No.: 57
Engineer: Juliuszhou	
Site: AC5	Time: 2021/05/27 - 09:43
Limit: FCC_Part15.209_RE(3m)	Margin: 0
Probe: Horn_3117_00123988_(1-18GHz)	Polarity: Vertical
EUT: VR All-In-One Headset	Power: 120Vac / 60Hz
Note: Mode 2:Transmit at 2437MHz by 802.11g	

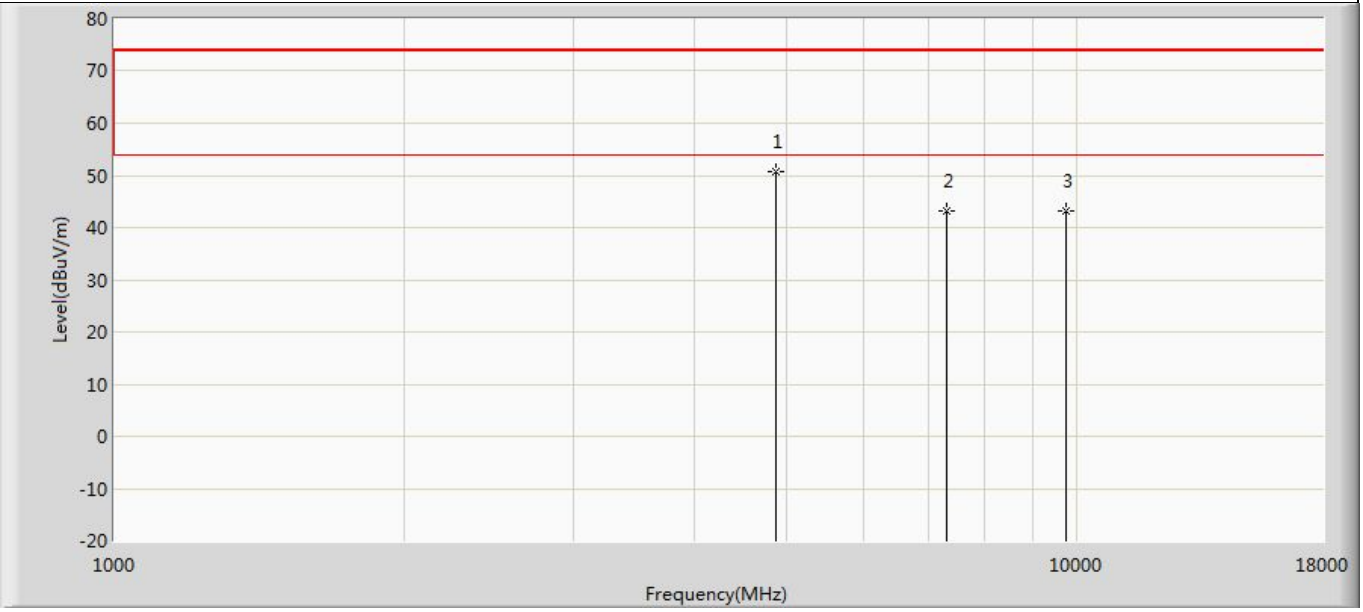

No	Mark	Frequency (MHz)	Measure Level (dBuV/m)	Reading Level (dBuV)	Over Limit (dB)	Limit (dBuV/m)	Factor (dB)	Type
1	*	4867.500	50.867	55.697	-23.133	74.000	-4.830	PK
2		7311.000	43.309	44.269	-30.691	74.000	-0.960	PK
3		9748.000	43.260	40.233	-30.740	74.000	3.027	PK

Profile: 2360091R	Page No.: 58
Engineer: Juliuszhou	
Site: AC5	Time: 2021/05/27 - 09:44
Limit: FCC_Part15.209_RE(3m)	Margin: 0
Probe: Horn_3117_00123988_(1-18GHz)	Polarity: Horizontal
EUT: VR All-In-One Headset	Power: 120Vac / 60Hz
Note: Mode 2:Transmit at 2437MHz by 802.11g	

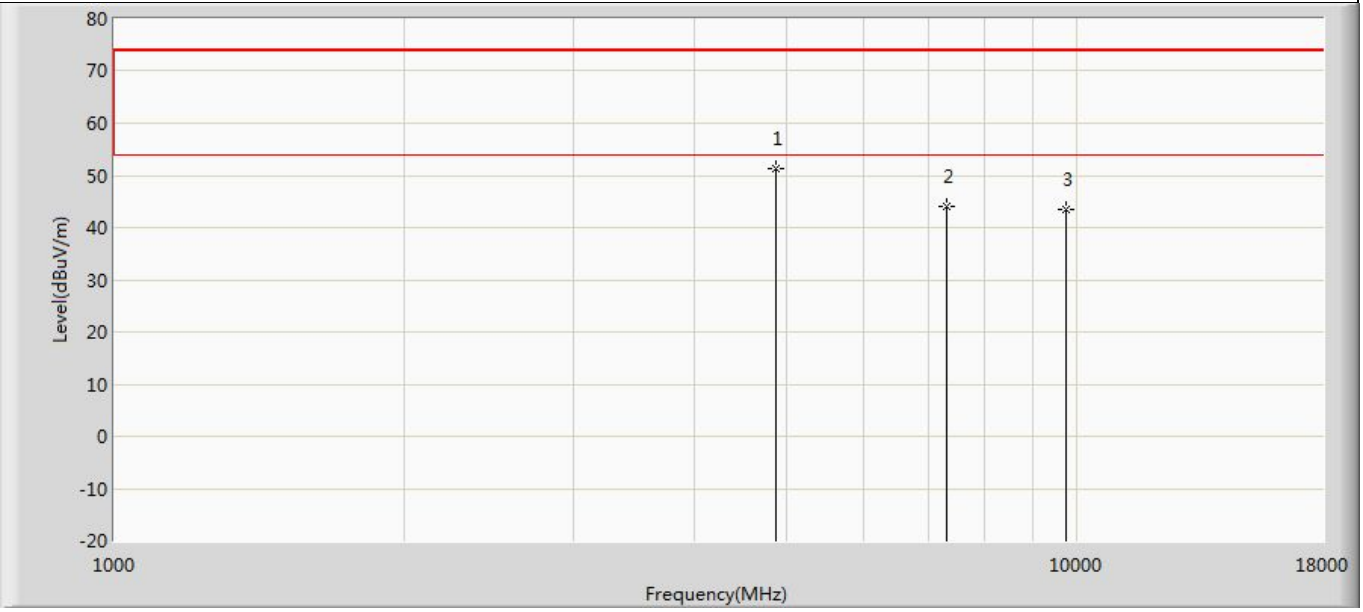

No	Mark	Frequency (MHz)	Measure Level (dBuV/m)	Reading Level (dBuV)	Over Limit (dB)	Limit (dBuV/m)	Factor (dB)	Type
1	*	4874.000	51.257	56.034	-22.743	74.000	-4.777	PK
2		7311.000	43.938	44.898	-30.062	74.000	-0.960	PK
3		9748.000	43.532	40.505	-30.468	74.000	3.027	PK

Profile: 2360091R	Page No.: 59
Engineer: Juliuszhou	
Site: AC5	Time: 2021/05/27 - 09:44
Limit: FCC_Part15.209_RE(3m)	Margin: 0
Probe: Horn_3117_00123988_(1-18GHz)	Polarity: Vertical
EUT: VR All-In-One Headset	Power: 120Vac / 60Hz
Note: Mode 2:Transmit at 2462MHz by 802.11g	

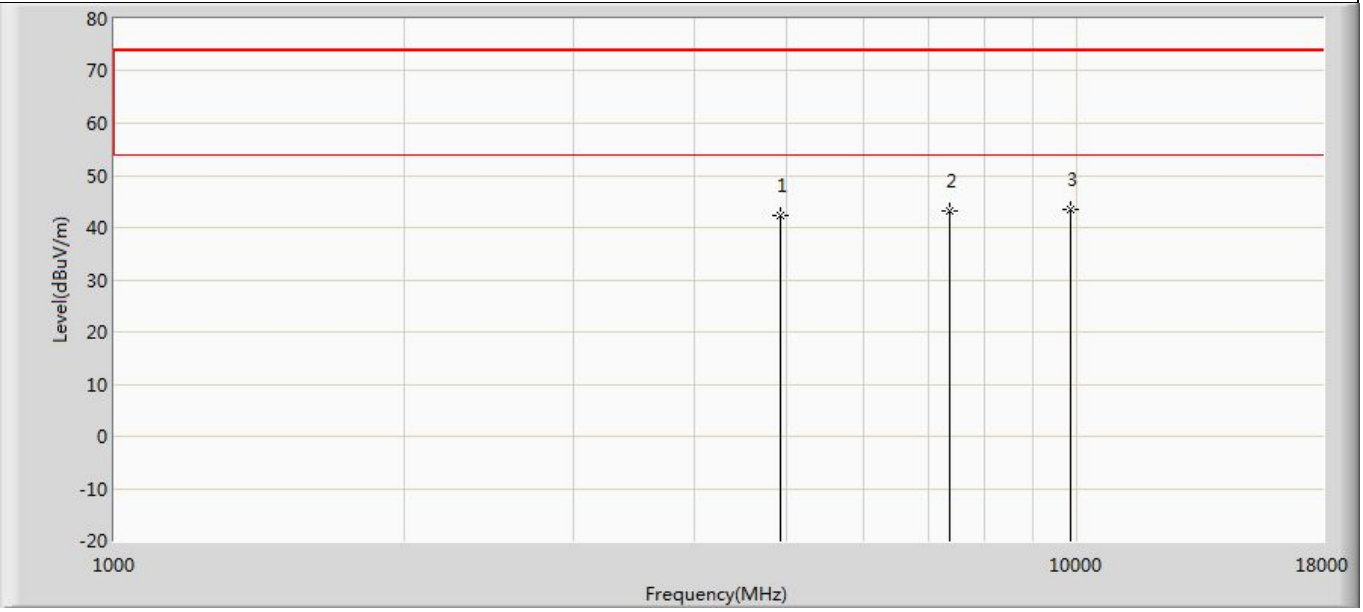

No	Mark	Frequency (MHz)	Measure Level (dBuV/m)	Reading Level (dBuV)	Over Limit (dB)	Limit (dBuV/m)	Factor (dB)	Type
1		4924.000	42.298	47.181	-31.702	74.000	-4.883	PK
2		7386.000	43.313	44.374	-30.687	74.000	-1.061	PK
3	*	9848.000	43.448	40.331	-30.552	74.000	3.116	PK

Profile: 2360091R	Page No.: 60
Engineer: Juliuszhou	
Site: AC5	Time: 2021/05/27 - 09:44
Limit: FCC_Part15.209_RE(3m)	Margin: 0
Probe: Horn_3117_00123988_(1-18GHz)	Polarity: Horizontal
EUT: VR All-In-One Headset	Power: 120Vac / 60Hz
Note: Mode 2:Transmit at 2462MHz by 802.11g	

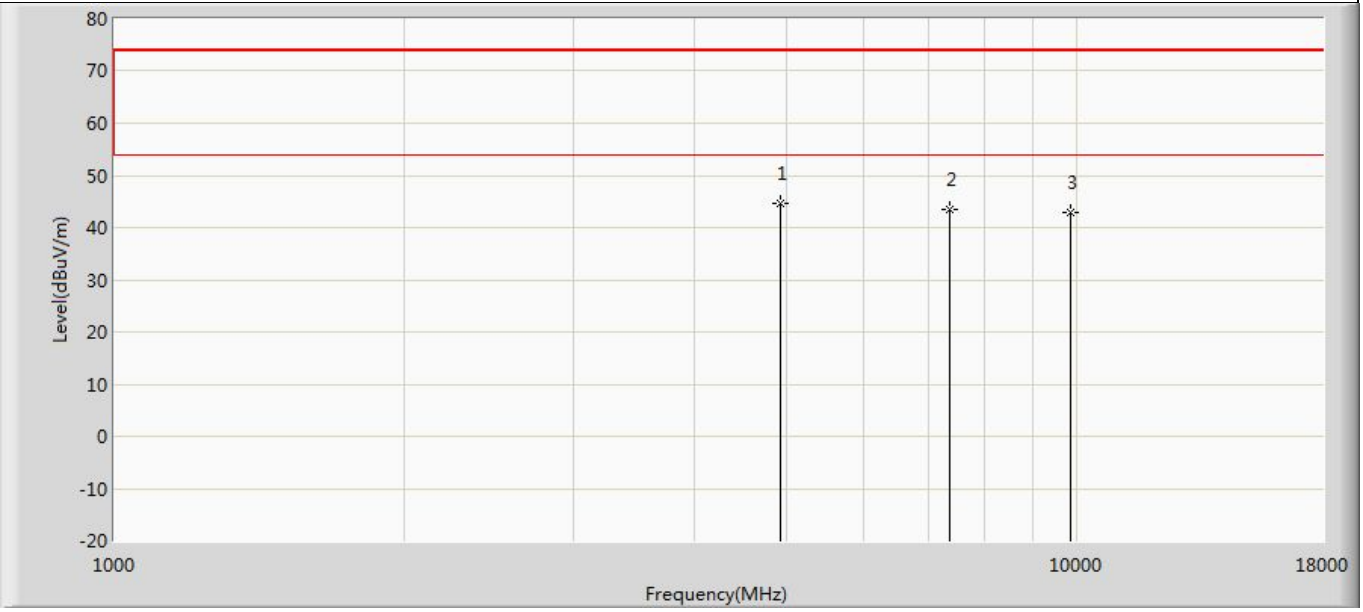

No	Mark	Frequency (MHz)	Measure Level (dBuV/m)	Reading Level (dBuV)	Over Limit (dB)	Limit (dBuV/m)	Factor (dB)	Type
1	*	4924.000	44.683	49.566	-29.317	74.000	-4.883	PK
2		7386.000	43.491	44.552	-30.509	74.000	-1.061	PK
3		9848.000	42.827	39.710	-31.173	74.000	3.116	PK

Profile: 2360091R	Page No.: 61
Engineer: Juliuszhou	
Site: AC5	Time: 2021/05/27 - 09:44
Limit: FCC_Part15.209_RE(3m)	Margin: 0
Probe: Horn_3117_00123988_(1-18GHz)	Polarity: Vertical
EUT: VR All-In-One Headset	Power: 120Vac / 60Hz
Note: Mode 3:Transmit at 2412MHz by 802.11n20	

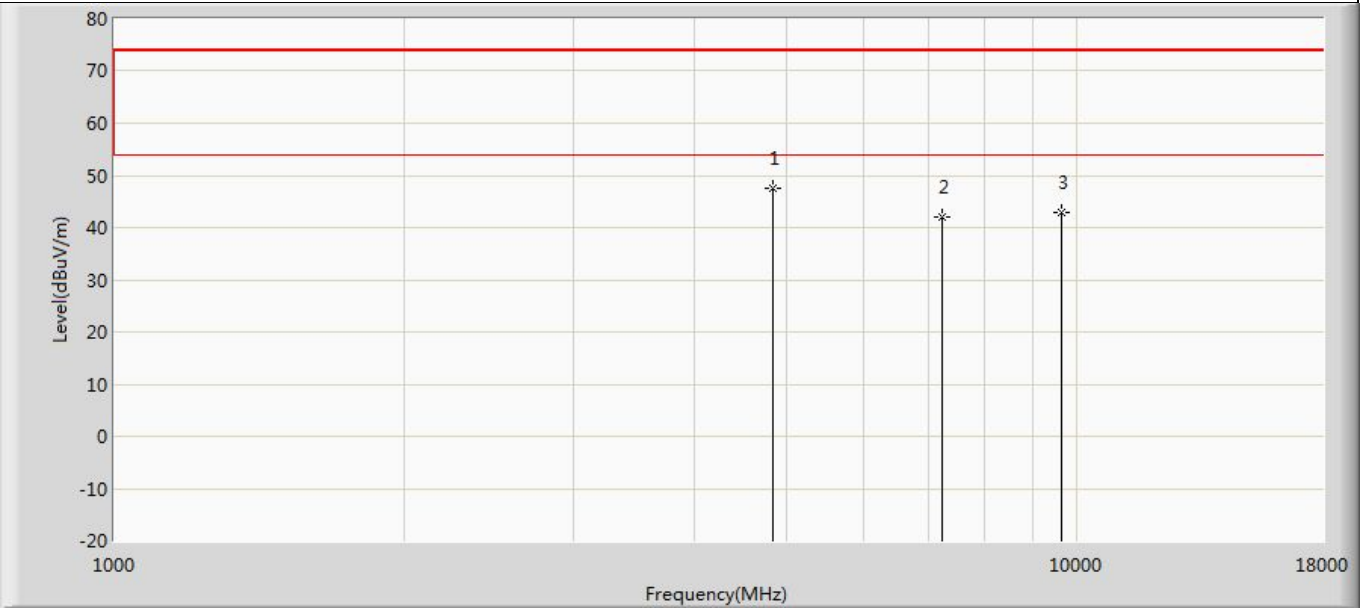

No	Mark	Frequency (MHz)	Measure Level (dBuV/m)	Reading Level (dBuV)	Over Limit (dB)	Limit (dBuV/m)	Factor (dB)	Type
1	*	4824.000	47.585	52.744	-26.415	74.000	-5.159	PK
2		7236.000	41.885	42.773	-32.115	74.000	-0.888	PK
3		9648.000	42.884	39.198	-31.116	74.000	3.686	PK

Profile: 2360091R	Page No.: 62
Engineer: Juliuszhou	
Site: AC5	Time: 2021/05/27 - 09:44
Limit: FCC_Part15.209_RE(3m)	Margin: 0
Probe: Horn_3117_00123988_(1-18GHz)	Polarity: Horizontal
EUT: VR All-In-One Headset	Power: 120Vac / 60Hz
Note: Mode 3:Transmit at 2412MHz by 802.11n20	

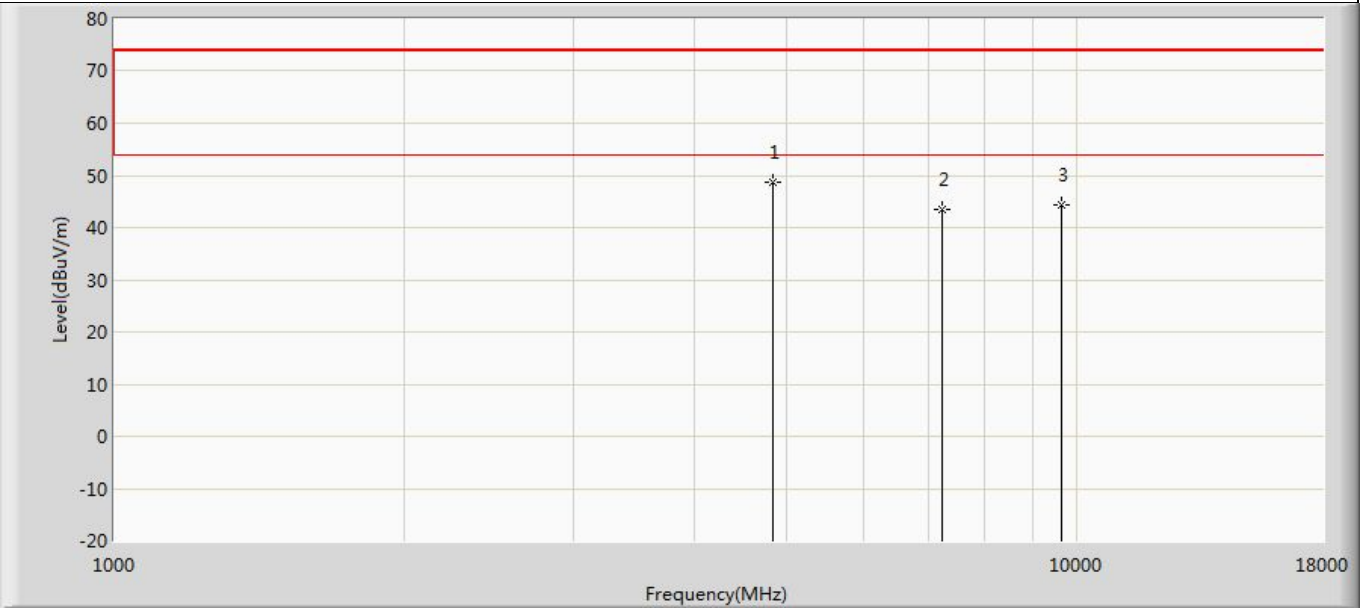

No	Mark	Frequency (MHz)	Measure Level (dBuV/m)	Reading Level (dBuV)	Over Limit (dB)	Limit (dBuV/m)	Factor (dB)	Type
1	*	4824.000	48.795	53.954	-25.205	74.000	-5.159	PK
2		7236.000	43.536	44.424	-30.464	74.000	-0.888	PK
3		9648.000	44.214	40.528	-29.786	74.000	3.686	PK

Profile: 2360091R	Page No.: 63
Engineer: Juliuszhou	
Site: AC5	Time: 2021/05/27 - 09:44
Limit: FCC_Part15.209_RE(3m)	Margin: 0
Probe: Horn_3117_00123988_(1-18GHz)	Polarity: Vertical
EUT: VR All-In-One Headset	Power: 120Vac / 60Hz
Note: Mode 3:Transmit at 2437MHz by 802.11n20	

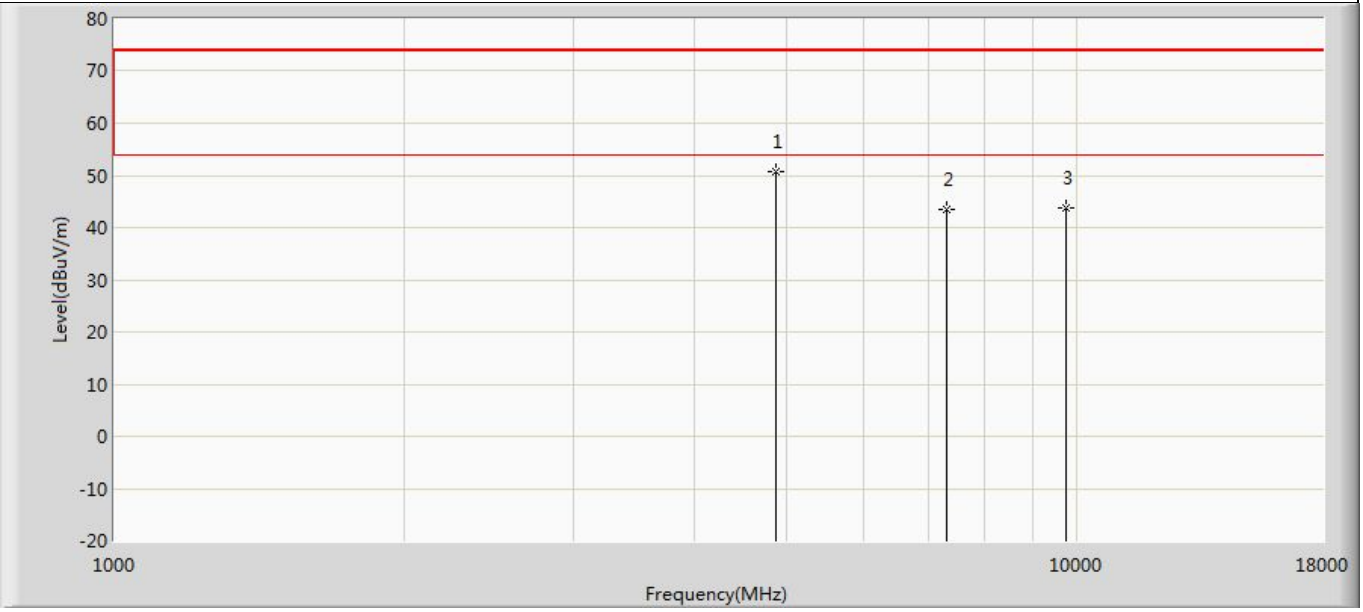

No	Mark	Frequency (MHz)	Measure Level (dBuV/m)	Reading Level (dBuV)	Over Limit (dB)	Limit (dBuV/m)	Factor (dB)	Type
1	*	4874.000	50.809	55.586	-23.191	74.000	-4.777	PK
2		7311.000	43.389	44.349	-30.611	74.000	-0.960	PK
3		9748.000	43.676	40.649	-30.324	74.000	3.027	PK

Profile: 2360091R	Page No.: 64
Engineer: Juliuszhou	
Site: AC5	Time: 2021/05/27 - 09:44
Limit: FCC_Part15.209_RE(3m)	Margin: 0
Probe: Horn_3117_00123988_(1-18GHz)	Polarity: Horizontal
EUT: VR All-In-One Headset	Power: 120Vac / 60Hz
Note: Mode 3:Transmit at 2437MHz by 802.11n20	

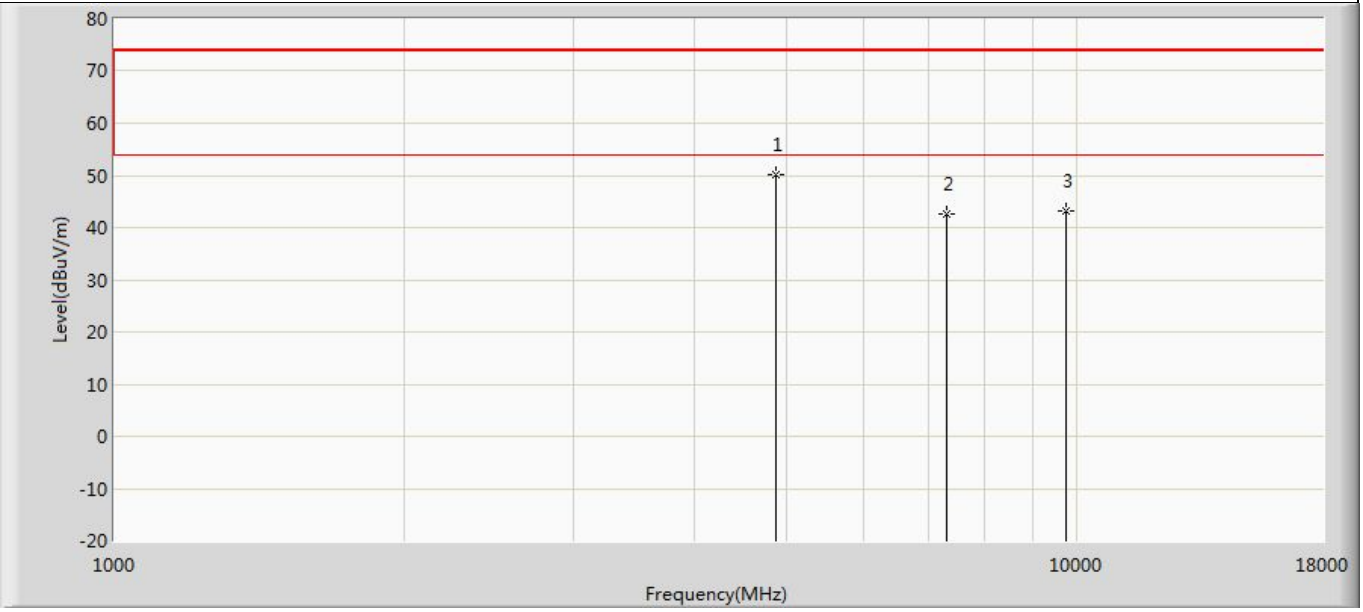

No	Mark	Frequency (MHz)	Measure Level (dBuV/m)	Reading Level (dBuV)	Over Limit (dB)	Limit (dBuV/m)	Factor (dB)	Type
1	*	4874.000	50.096	54.873	-23.904	74.000	-4.777	PK
2		7311.000	42.658	43.618	-31.342	74.000	-0.960	PK
3		9748.000	43.179	40.152	-30.821	74.000	3.027	PK

Profile: 2360091R	Page No.: 65
Engineer: Juliuszhou	
Site: AC5	Time: 2021/05/27 - 09:44
Limit: FCC_Part15.209_RE(3m)	Margin: 0
Probe: Horn_3117_00123988_(1-18GHz)	Polarity: Vertical
EUT: VR All-In-One Headset	Power: 120Vac / 60Hz
Note: Mode 3:Transmit at 2462MHz by 802.11n20	

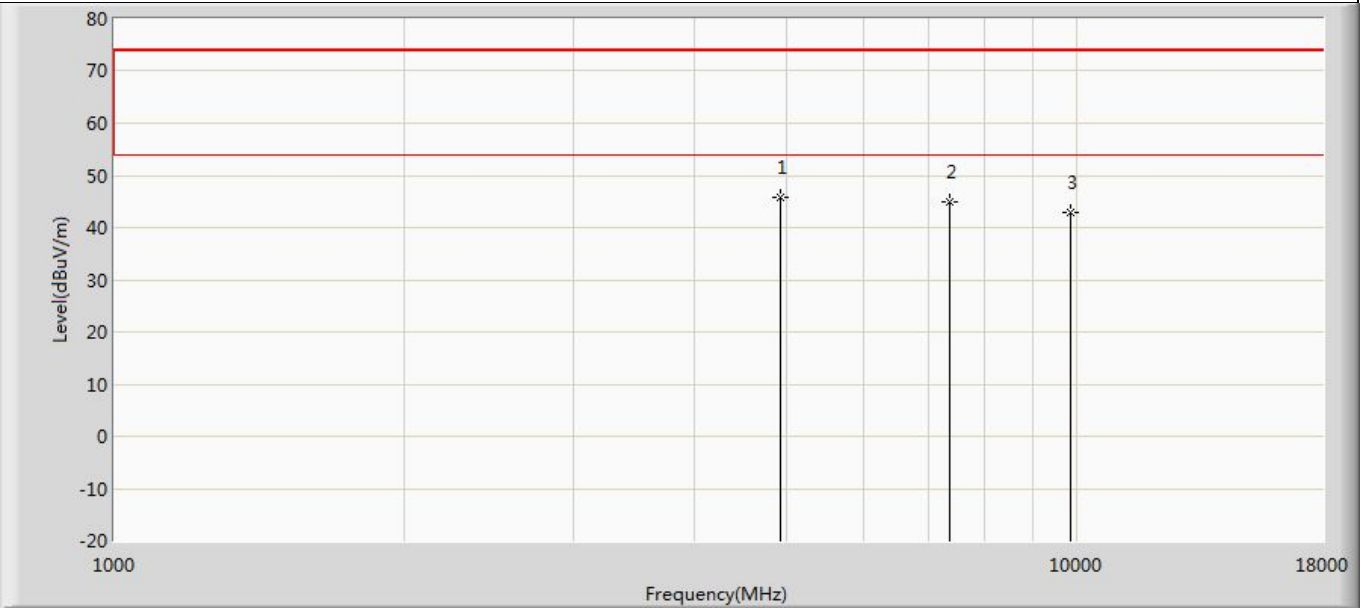

No	Mark	Frequency (MHz)	Measure Level (dBuV/m)	Reading Level (dBuV)	Over Limit (dB)	Limit (dBuV/m)	Factor (dB)	Type
1	*	4924.000	45.932	50.815	-28.068	74.000	-4.883	PK
2		7386.000	44.810	45.871	-29.190	74.000	-1.061	PK
3		9848.000	42.977	39.860	-31.023	74.000	3.116	PK

Profile: 2360091R	Page No.: 66
Engineer: Juliuszhou	
Site: AC5	Time: 2021/05/27 - 09:44
Limit: FCC_Part15.209_RE(3m)	Margin: 0
Probe: Horn_3117_00123988_(1-18GHz)	Polarity: Horizontal
EUT: VR All-In-One Headset	Power: 120Vac / 60Hz
Note: Mode 3:Transmit at 2462MHz by 802.11n20	

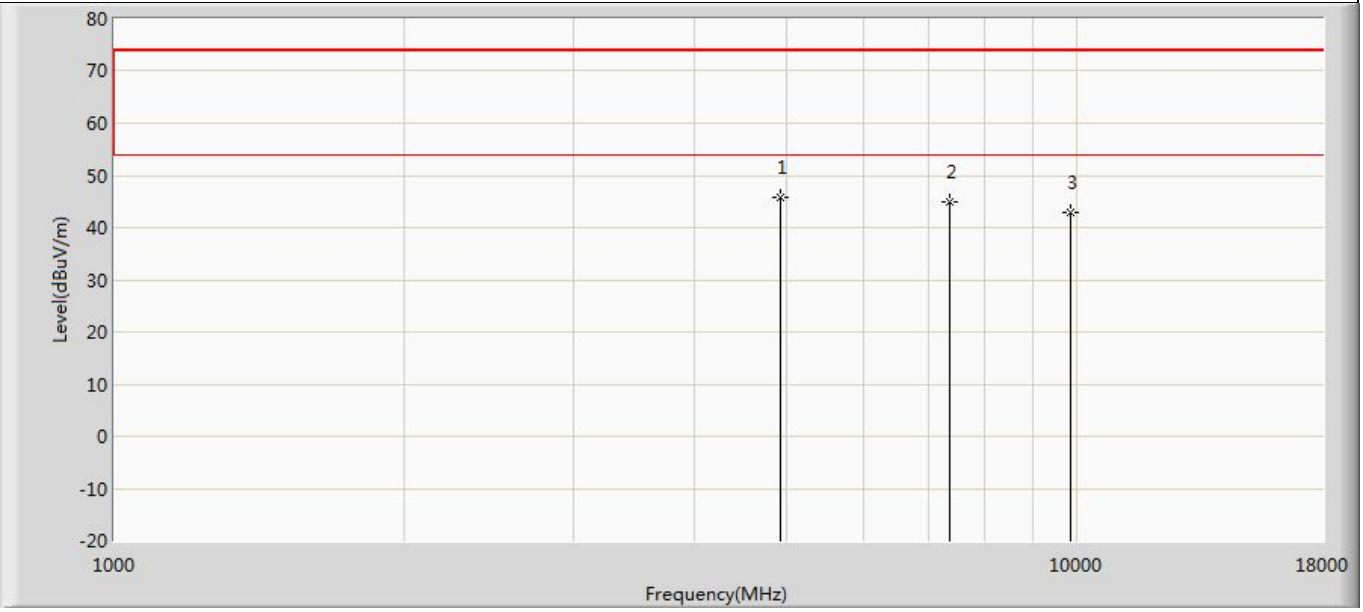

No	Mark	Frequency (MHz)	Measure Level (dBuV/m)	Reading Level (dBuV)	Over Limit (dB)	Limit (dBuV/m)	Factor (dB)	Type
1	*	4924.000	45.932	50.815	-28.068	74.000	-4.883	PK
2		7386.000	44.810	45.871	-29.190	74.000	-1.061	PK
3		9848.000	43.007	39.890	-30.993	74.000	3.116	PK

Profile: 2360091R	Page No.: 67
Engineer: Juliuszhou	
Site: AC5	Time: 2021/05/27 - 09:44
Limit: FCC_Part15.209_RE(3m)	Margin: 0
Probe: Horn_3117_00123988_(1-18GHz)	Polarity: Vertical
EUT: VR All-In-One Headset	Power: 120Vac / 60Hz
Note: Mode 4:Transmit at 2422MHz by 802.11n40	

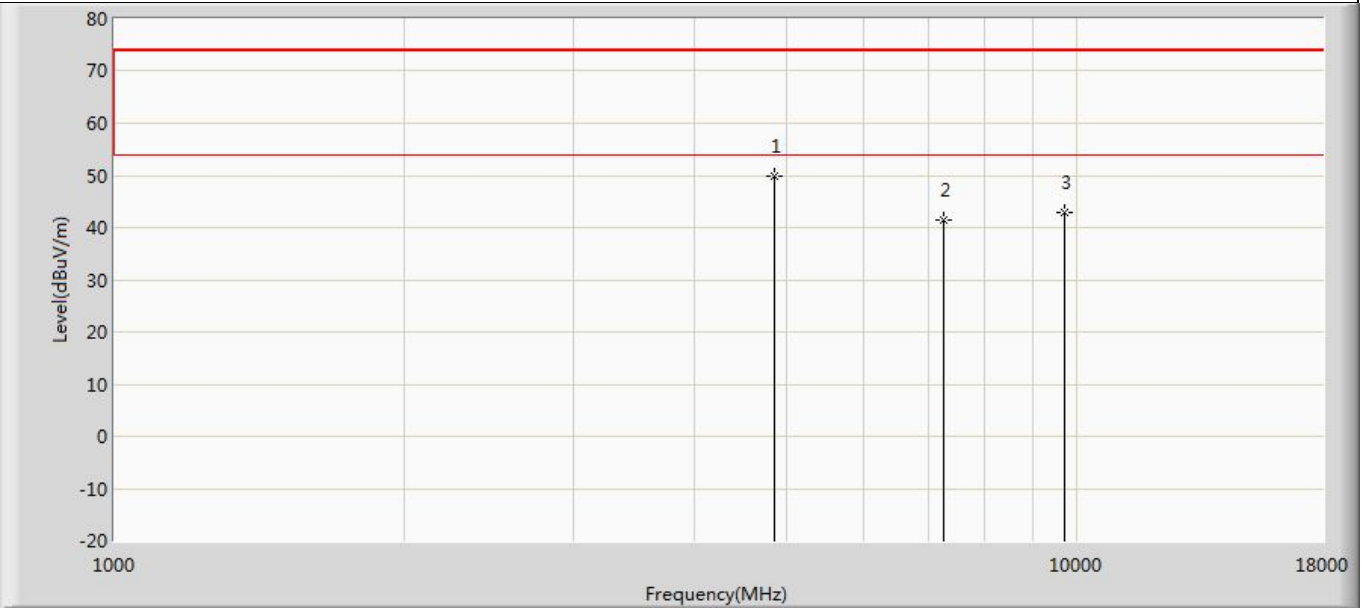

No	Mark	Frequency (MHz)	Measure Level (dBuV/m)	Reading Level (dBuV)	Over Limit (dB)	Limit (dBuV/m)	Factor (dB)	Type
1	*	4844.000	49.783	54.730	-24.217	74.000	-4.946	PK
2		7266.000	41.533	42.350	-32.467	74.000	-0.817	PK
3		9688.000	42.960	39.438	-31.040	74.000	3.521	PK

Profile: 2360091R	Page No.: 68
Engineer: Juliuszhou	
Site: AC5	Time: 2021/05/27 - 09:44
Limit: FCC_Part15.209_RE(3m)	Margin: 0
Probe: Horn_3117_00123988_(1-18GHz)	Polarity: Horizontal
EUT: VR All-In-One Headset	Power: 120Vac / 60Hz
Note: Mode 4:Transmit at 2422MHz by 802.11n40	

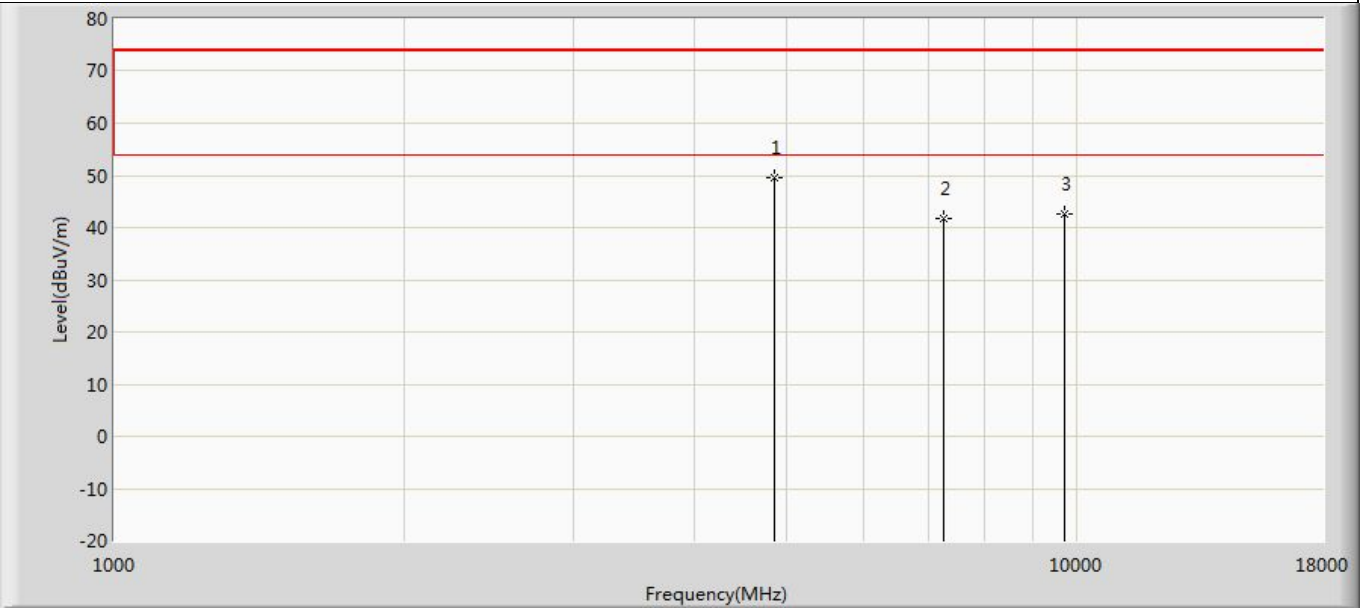

No	Mark	Frequency (MHz)	Measure Level (dBuV/m)	Reading Level (dBuV)	Over Limit (dB)	Limit (dBuV/m)	Factor (dB)	Type
1	*	4844.000	49.520	54.467	-24.480	74.000	-4.946	PK
2		7266.000	41.839	42.656	-32.161	74.000	-0.817	PK
3		9688.000	42.567	39.045	-31.433	74.000	3.521	PK

Profile: 2360091R	Page No.: 69
Engineer: Juliuszhou	
Site: AC5	Time: 2021/05/27 - 09:44
Limit: FCC_Part15.209_RE(3m)	Margin: 0
Probe: Horn_3117_00123988_(1-18GHz)	Polarity: Vertical
EUT: VR All-In-One Headset	Power: 120Vac / 60Hz
Note: Mode 4:Transmit at 2437MHz by 802.11n40	

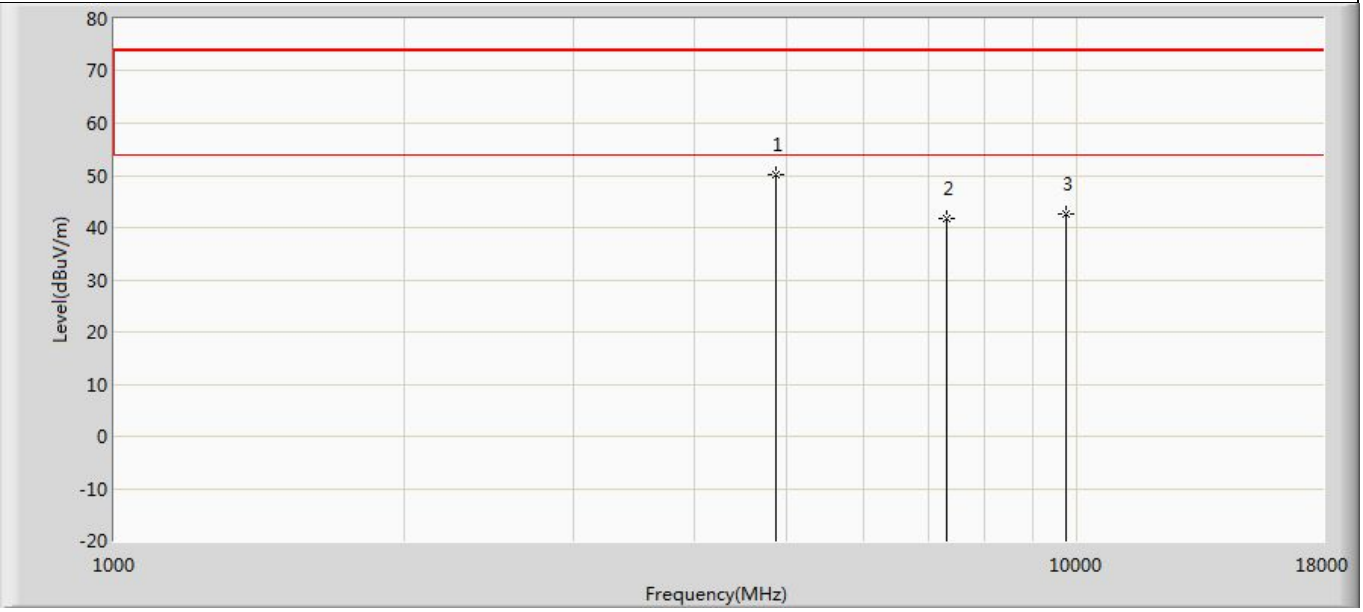

No	Mark	Frequency (MHz)	Measure Level (dBuV/m)	Reading Level (dBuV)	Over Limit (dB)	Limit (dBuV/m)	Factor (dB)	Type
1	*	4874.000	50.050	54.827	-23.950	74.000	-4.777	PK
2		7311.000	41.870	42.830	-32.130	74.000	-0.960	PK
3		9748.000	42.736	39.709	-31.264	74.000	3.027	PK

Profile: 2360091R	Page No.: 70
Engineer: Juliuszhou	
Site: AC5	Time: 2021/05/27 - 09:44
Limit: FCC_Part15.209_RE(3m)	Margin: 0
Probe: Horn_3117_00123988_(1-18GHz)	Polarity: Horizontal
EUT: VR All-In-One Headset	Power: 120Vac / 60Hz
Note: Mode 4:Transmit at 2437MHz by 802.11n40	

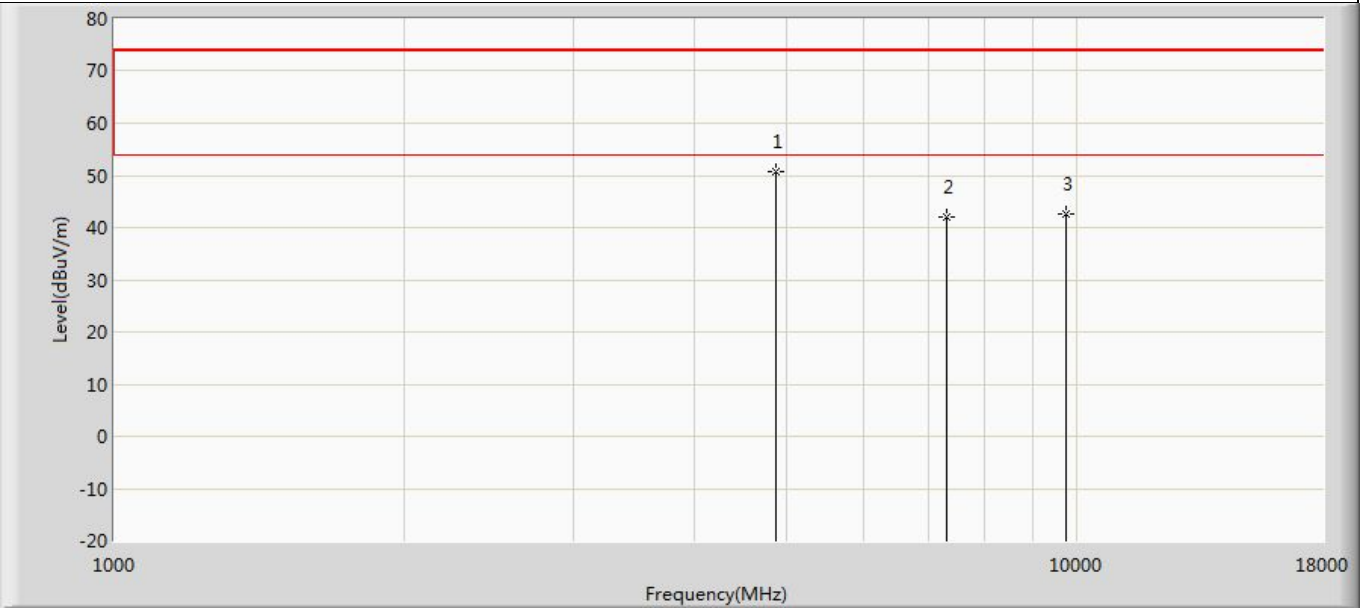

No	Mark	Frequency (MHz)	Measure Level (dBuV/m)	Reading Level (dBuV)	Over Limit (dB)	Limit (dBuV/m)	Factor (dB)	Type
1	*	4874.000	50.603	55.380	-23.397	74.000	-4.777	PK
2		7311.000	42.060	43.020	-31.940	74.000	-0.960	PK
3		9748.000	42.476	39.449	-31.524	74.000	3.027	PK

Profile: 2360091R	Page No.: 71
Engineer: Juliuszhou	
Site: AC5	Time: 2021/05/27 - 09:44
Limit: FCC_Part15.209_RE(3m)	Margin: 0
Probe: Horn_3117_00123988_(1-18GHz)	Polarity: Vertical
EUT: VR All-In-One Headset	Power: 120Vac / 60Hz
Note: Mode 4:Transmit at 2452MHz by 802.11n40	

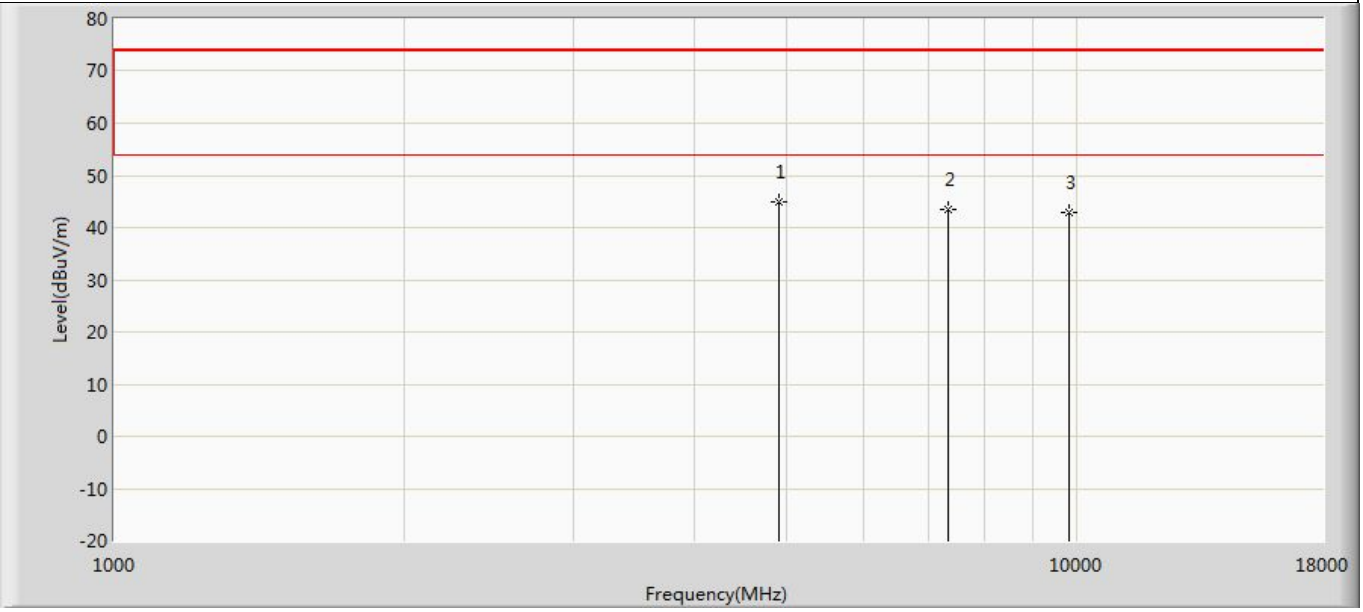

No	Mark	Frequency (MHz)	Measure Level (dBuV/m)	Reading Level (dBuV)	Over Limit (dB)	Limit (dBuV/m)	Factor (dB)	Type
1	*	4904.000	44.847	49.840	-29.153	74.000	-4.993	PK
2		7356.000	43.408	44.447	-30.592	74.000	-1.038	PK
3		9808.000	42.756	40.077	-31.244	74.000	2.678	PK

Profile: 2360091R	Page No.: 72
Engineer: Juliuszhou	
Site: AC5	Time: 2021/05/27 - 09:45
Limit: FCC_Part15.209_RE(3m)	Margin: 0
Probe: Horn_3117_00123988_(1-18GHz)	Polarity: Horizontal
EUT: VR All-In-One Headset	Power: 120Vac / 60Hz
Note: Mode 4:Transmit at 2452MHz by 802.11n40	

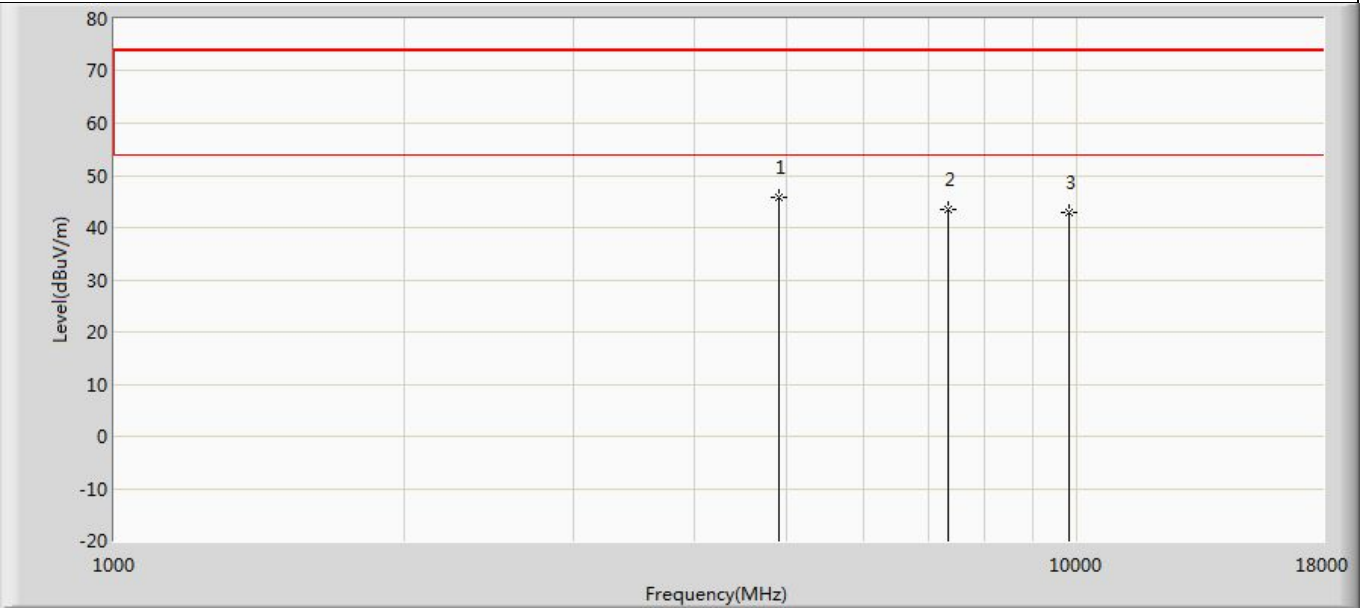

No	Mark	Frequency (MHz)	Measure Level (dBuV/m)	Reading Level (dBuV)	Over Limit (dB)	Limit (dBuV/m)	Factor (dB)	Type
1	*	4904.000	45.867	50.860	-28.133	74.000	-4.993	PK
2		7356.000	43.394	44.433	-30.606	74.000	-1.038	PK
3		9808.000	42.878	40.199	-31.122	74.000	2.678	PK

Profile: 2360091R	Page No.: 183
Engineer: Juliuszhou	
Site: AC5	Time: 2021/06/03 - 10:29

Limit: FCC_Part15.209_RE(3m)	Margin: 0
Probe: Horn_3117_00123988_(1-18GHz)	Polarity: Vertical
EUT: VR All-In-One Headset	Power: 120Vac / 60Hz
Note: Mode 5:Transmit at 2412MHz by 802.11ax20	

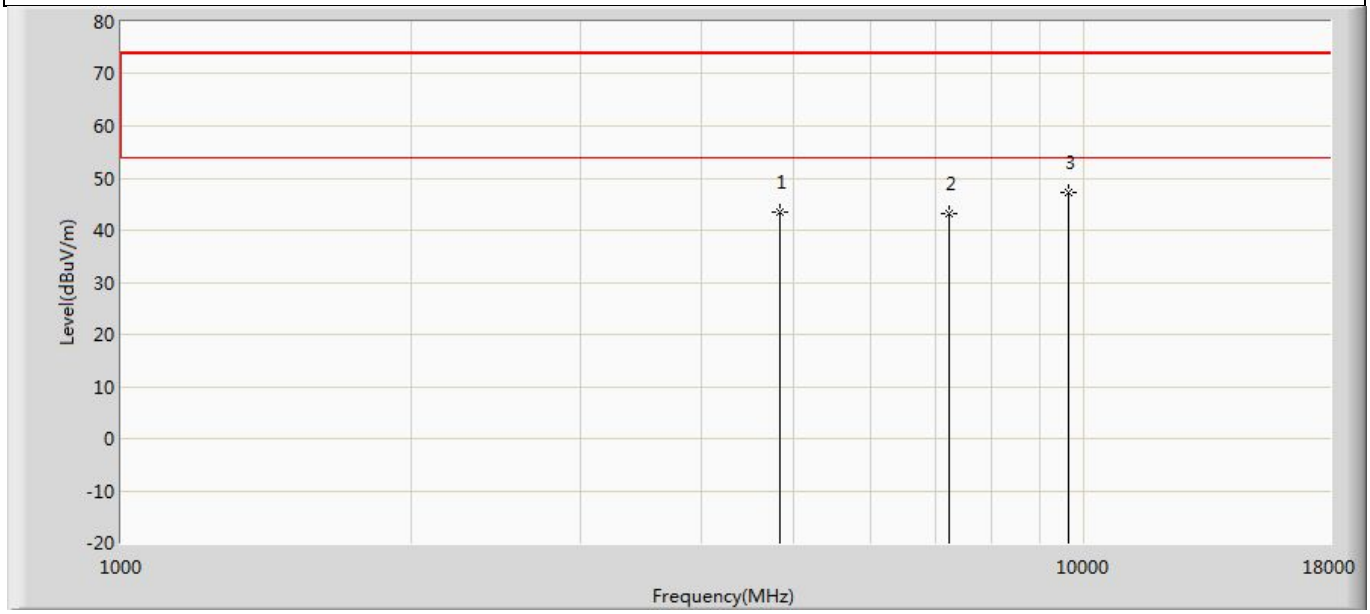

No	Mark	Frequency (MHz)	Measure Level (dBuV/m)	Reading Level (dBuV)	Over Limit (dB)	Limit (dBuV/m)	Factor (dB)	Type
1		4824.000	43.490	48.649	-30.510	74.000	-5.159	PK
2		7236.000	43.239	44.127	-30.761	74.000	-0.888	PK
3	*	9648.000	47.158	43.472	-26.842	74.000	3.686	PK

Profile: 2360091R	Page No.: 184
Engineer: Juliuszhou	
Site: AC5	Time: 2021/06/03 - 10:29
Limit: FCC_Part15.209_RE(3m)	Margin: 0
Probe: Horn_3117_00123988_(1-18GHz)	Polarity: Horizontal
EUT: VR All-In-One Headset	Power: 120Vac / 60Hz
Note: Mode 5:Transmit at 2412MHz by 802.11ax20	

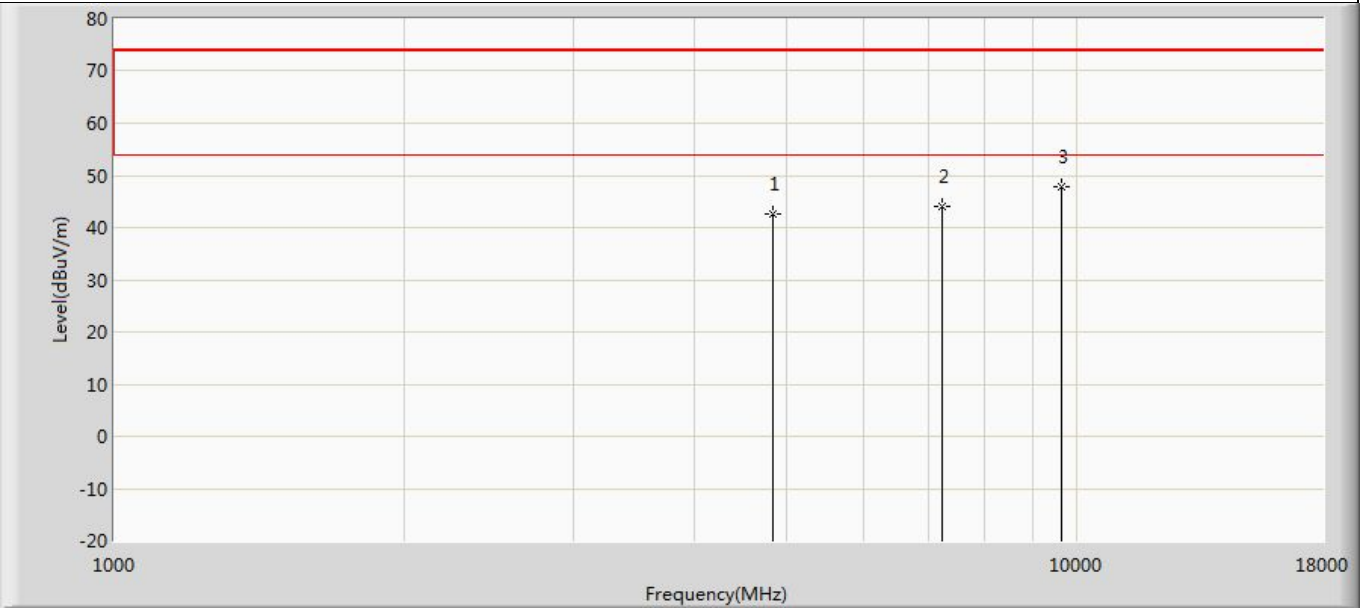

No	Mark	Frequency (MHz)	Measure Level (dBuV/m)	Reading Level (dBuV)	Over Limit (dB)	Limit (dBuV/m)	Factor (dB)	Type
1		4824.000	42.554	47.713	-31.446	74.000	-5.159	PK
2		7236.000	44.001	44.889	-29.999	74.000	-0.888	PK
3	*	9648.000	47.729	44.043	-26.271	74.000	3.686	PK

Profile: 2360091R	Page No.: 185
Engineer: Juliuszhou	
Site: AC5	Time: 2021/06/03 - 10:29
Limit: FCC_Part15.209_RE(3m)	Margin: 0
Probe: Horn_3117_00123988_(1-18GHz)	Polarity: Vertical
EUT: VR All-In-One Headset	Power: 120Vac / 60Hz
Note: Mode 5:Transmit at 2437MHz by 802.11ax20	

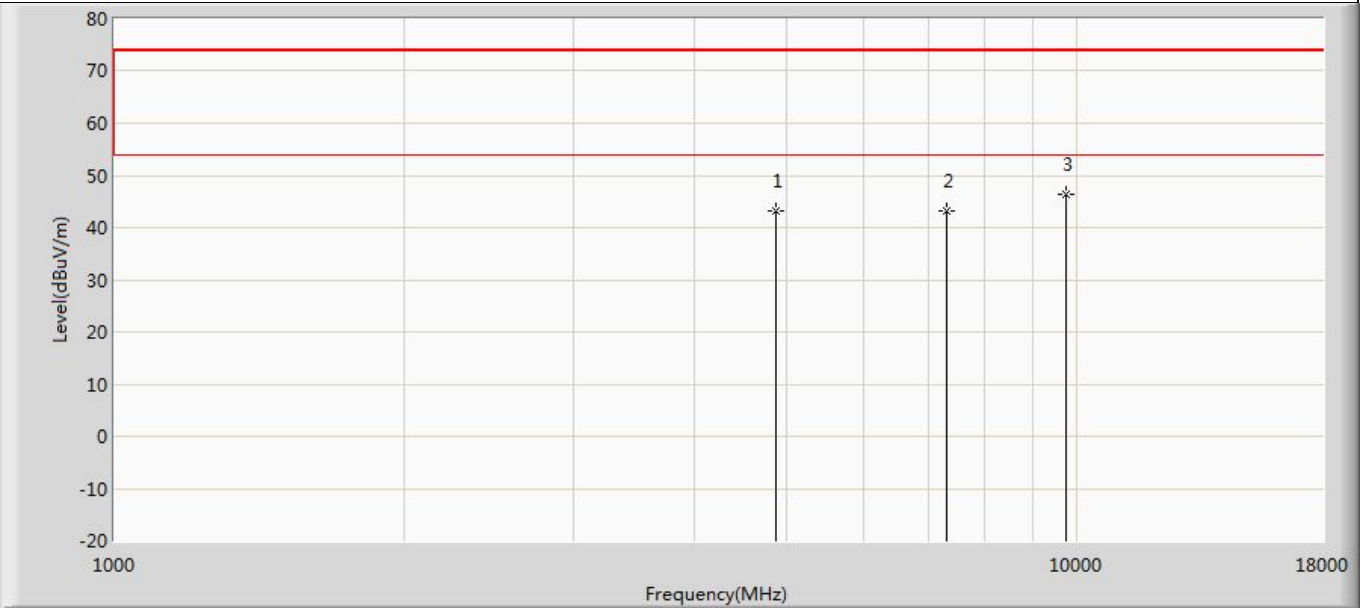

No	Mark	Frequency (MHz)	Measure Level (dBuV/m)	Reading Level (dBuV)	Over Limit (dB)	Limit (dBuV/m)	Factor (dB)	Type
1		4874.000	43.080	47.857	-30.920	74.000	-4.777	PK
2		7311.000	43.331	44.291	-30.669	74.000	-0.960	PK
3	*	9748.000	46.409	43.382	-27.591	74.000	3.027	PK

Profile: 2360091R	Page No.: 186
Engineer: Juliuszhou	
Site: AC5	Time: 2021/06/03 - 10:29
Limit: FCC_Part15.209_RE(3m)	Margin: 0
Probe: Horn_3117_00123988_(1-18GHz)	Polarity: Horizontal
EUT: VR All-In-One Headset	Power: 120Vac / 60Hz
Note: Mode 5:Transmit at 2437MHz by 802.11ax20	

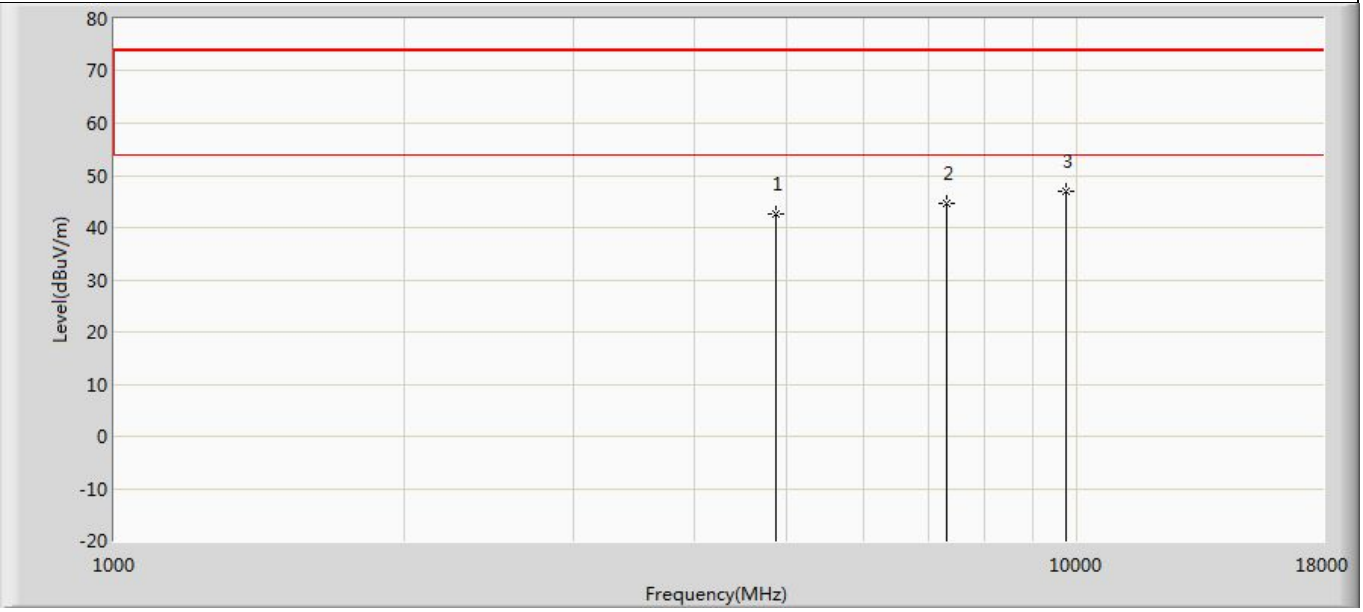

No	Mark	Frequency (MHz)	Measure Level (dBuV/m)	Reading Level (dBuV)	Over Limit (dB)	Limit (dBuV/m)	Factor (dB)	Type
1		4874.000	42.606	47.383	-31.394	74.000	-4.777	PK
2		7311.000	44.616	45.576	-29.384	74.000	-0.960	PK
3	*	9748.000	47.048	44.021	-26.952	74.000	3.027	PK

Profile: 2360091R	Page No.: 187
Engineer: Juliuszhou	
Site: AC5	Time: 2021/06/03 - 10:30
Limit: FCC_Part15.209_RE(3m)	Margin: 0
Probe: Horn_3117_00123988_(1-18GHz)	Polarity: Vertical
EUT: VR All-In-One Headset	Power: 120Vac / 60Hz
Note: Mode 5:Transmit at 2462MHz by 802.11ax20	

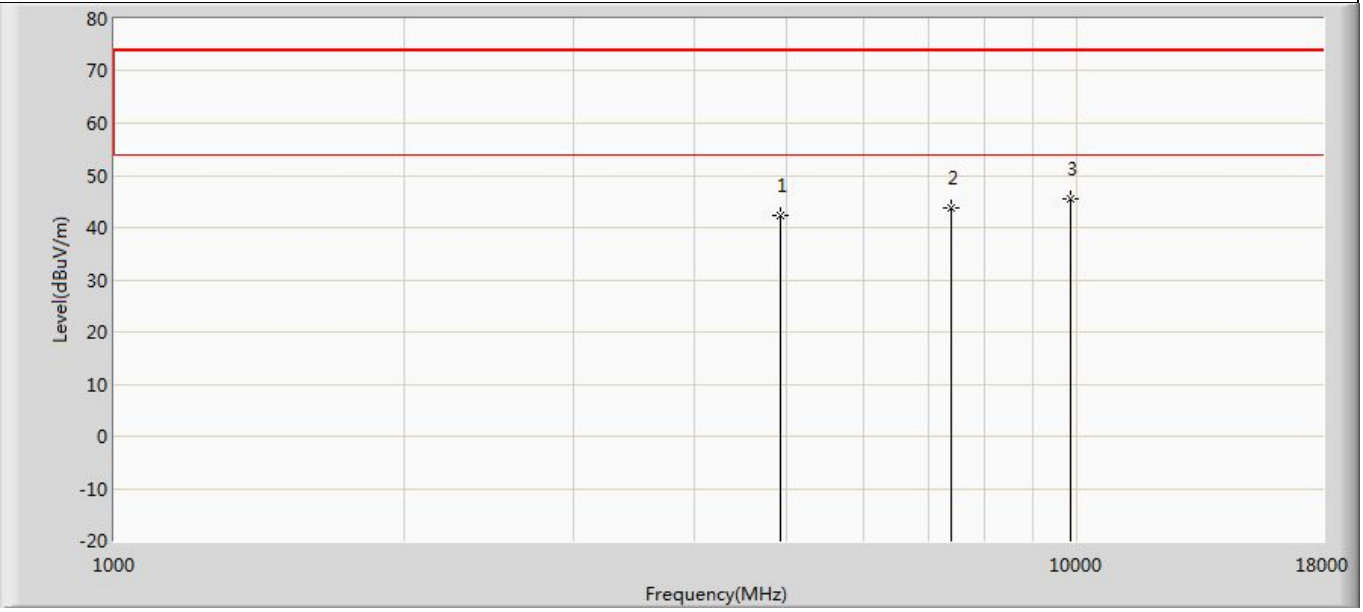

No	Mark	Frequency (MHz)	Measure Level (dBuV/m)	Reading Level (dBuV)	Over Limit (dB)	Limit (dBuV/m)	Factor (dB)	Type
1		4924.000	42.203	47.086	-31.797	74.000	-4.883	PK
2		7389.000	43.784	44.877	-30.216	74.000	-1.093	PK
3	*	9848.000	45.552	42.435	-28.448	74.000	3.116	PK

Profile: 2360091R	Page No.: 188
Engineer: Juliuszhou	
Site: AC5	Time: 2021/06/03 - 10:30
Limit: FCC_Part15.209_RE(3m)	Margin: 0
Probe: Horn_3117_00123988_(1-18GHz)	Polarity: Horizontal
EUT: VR All-In-One Headset	Power: 120Vac / 60Hz
Note: Mode 5:Transmit at 2462MHz by 802.11ax20	

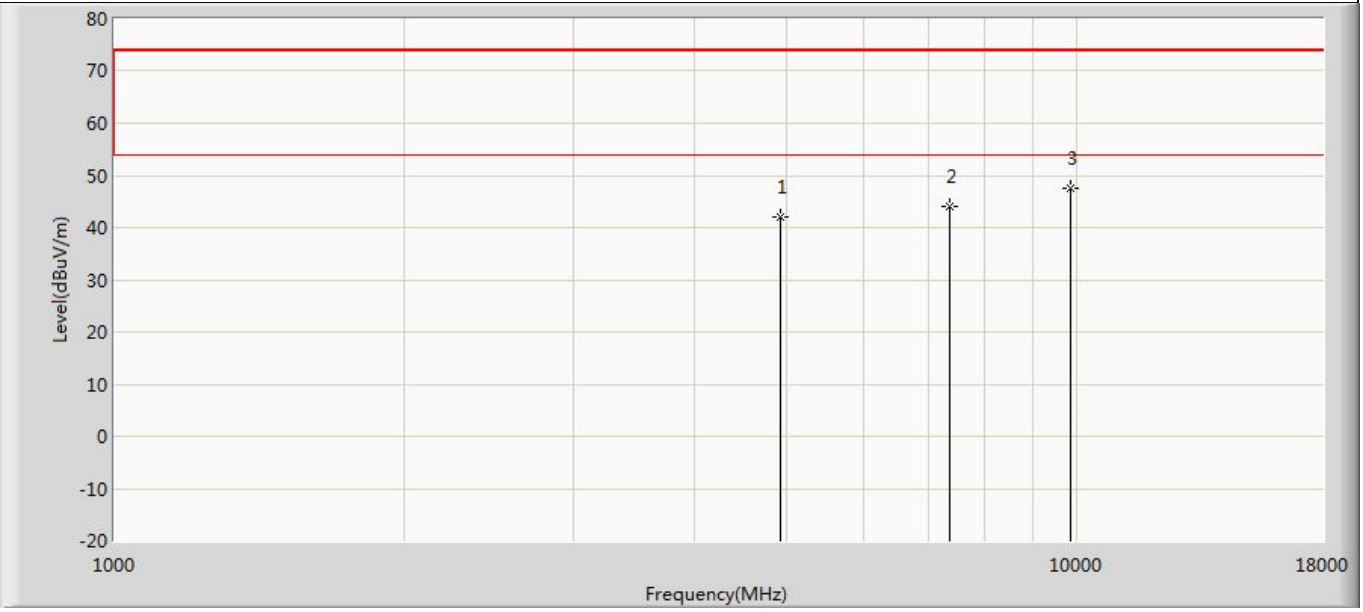

No	Mark	Frequency (MHz)	Measure Level (dBuV/m)	Reading Level (dBuV)	Over Limit (dB)	Limit (dBuV/m)	Factor (dB)	Type
1		4924.000	41.939	46.822	-32.061	74.000	-4.883	PK
2		7386.000	44.025	45.086	-29.975	74.000	-1.061	PK
3	*	9848.000	47.520	44.403	-26.480	74.000	3.116	PK

Profile: 2360091R	Page No.: 189
Engineer: Juliuszhou	
Site: AC5	Time: 2021/06/03 - 10:30
Limit: FCC_Part15.209_RE(3m)	Margin: 0
Probe: Horn_3117_00123988_(1-18GHz)	Polarity: Vertical
EUT: VR All-In-One Headset	Power: 120Vac / 60Hz
Note: Mode 6:Transmit at 2422MHz by 802.11ax40	

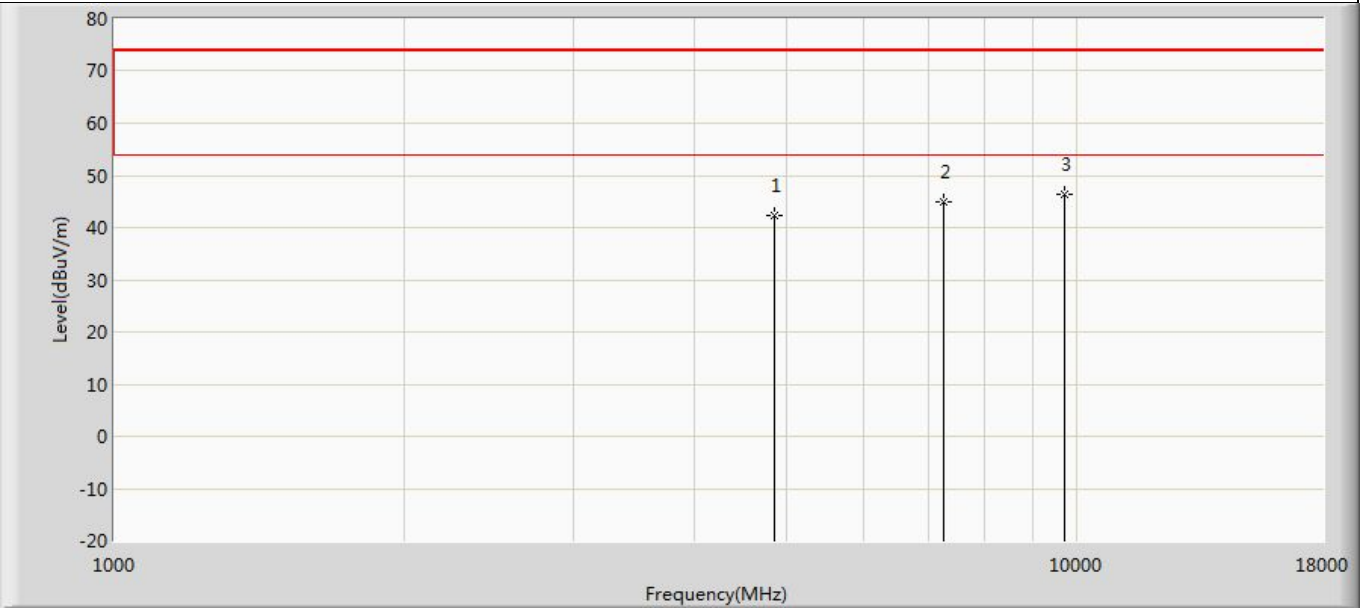

No	Mark	Frequency (MHz)	Measure Level (dBuV/m)	Reading Level (dBuV)	Over Limit (dB)	Limit (dBuV/m)	Factor (dB)	Type
1		4844.000	42.256	47.203	-31.744	74.000	-4.946	PK
2		7266.000	44.894	45.711	-29.106	74.000	-0.817	PK
3	*	9688.000	46.360	42.838	-27.640	74.000	3.521	PK

Profile: 2360091R	Page No.: 190
Engineer: Juliuszhou	
Site: AC5	Time: 2021/06/03 - 10:30
Limit: FCC_Part15.209_RE(3m)	Margin: 0
Probe: Horn_3117_00123988_(1-18GHz)	Polarity: Horizontal
EUT: VR All-In-One Headset	Power: 120Vac / 60Hz
Note: Mode 6:Transmit at 2422MHz by 802.11ax40	

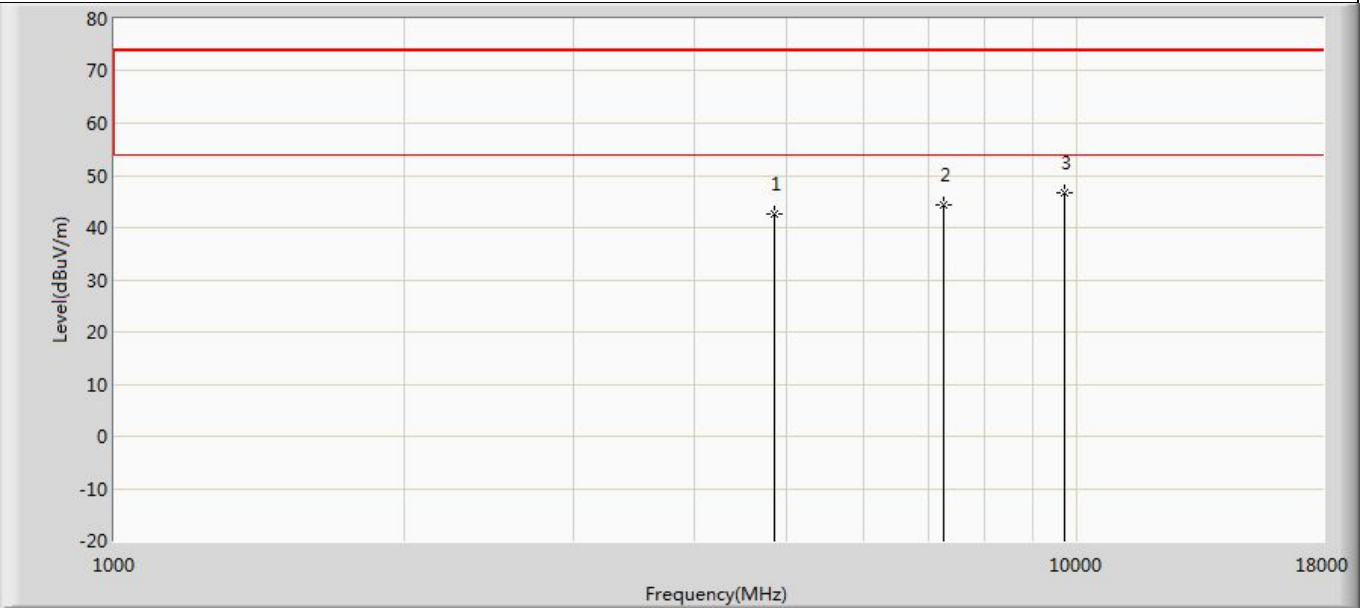

No	Mark	Frequency (MHz)	Measure Level (dBuV/m)	Reading Level (dBuV)	Over Limit (dB)	Limit (dBuV/m)	Factor (dB)	Type
1		4844.000	42.643	47.590	-31.357	74.000	-4.946	PK
2		7266.000	44.358	45.175	-29.642	74.000	-0.817	PK
3	*	9688.000	46.783	43.261	-27.217	74.000	3.521	PK

Profile: 2360091R	Page No.: 191
Engineer: Juliuszhou	
Site: AC5	Time: 2021/06/03 - 10:30
Limit: FCC_Part15.209_RE(3m)	Margin: 0
Probe: Horn_3117_00123988_(1-18GHz)	Polarity: Vertical
EUT: VR All-In-One Headset	Power: 120Vac / 60Hz
Note: Mode 6:Transmit at 2437MHz by 802.11ax40	

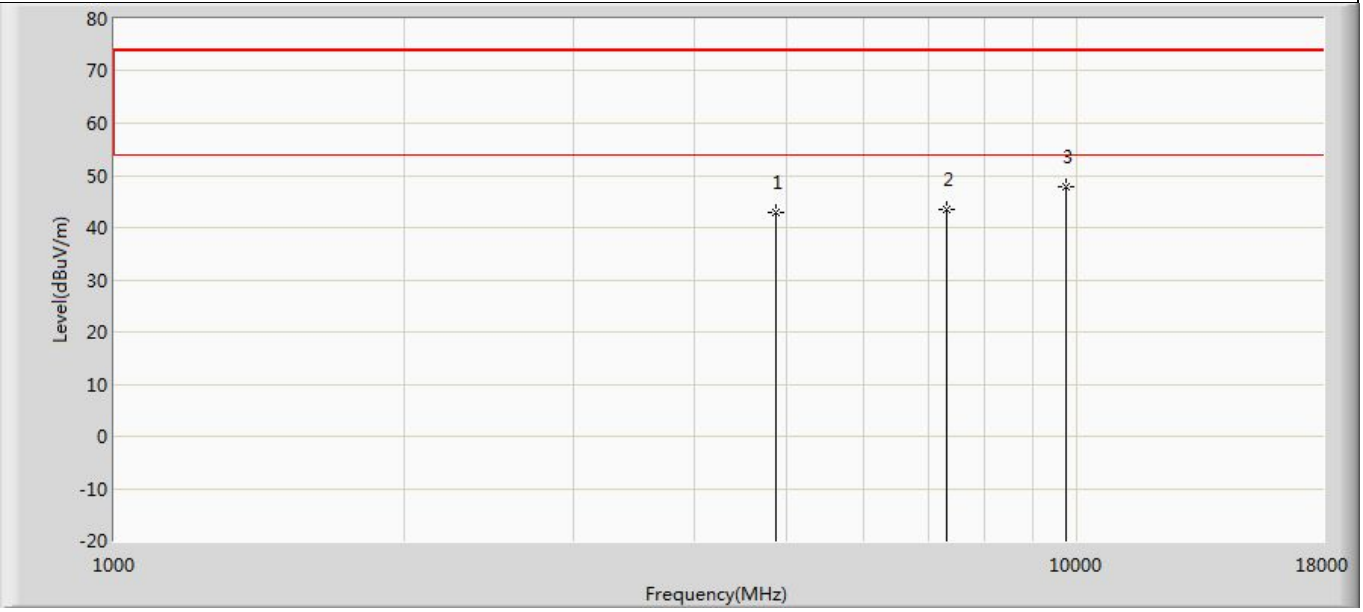

No	Mark	Frequency (MHz)	Measure Level (dBuV/m)	Reading Level (dBuV)	Over Limit (dB)	Limit (dBuV/m)	Factor (dB)	Type
1		4874.000	42.851	47.628	-31.149	74.000	-4.777	PK
2		7311.000	43.521	44.481	-30.479	74.000	-0.960	PK
3	*	9748.000	47.923	44.896	-26.077	74.000	3.027	PK

Profile: 2360091R	Page No.: 192
Engineer: Juliuszhou	
Site: AC5	Time: 2021/06/03 - 10:30
Limit: FCC_Part15.209_RE(3m)	Margin: 0
Probe: Horn_3117_00123988_(1-18GHz)	Polarity: Horizontal
EUT: VR All-In-One Headset	Power: 120Vac / 60Hz
Note: Mode 6:Transmit at 2437MHz by 802.11ax40	

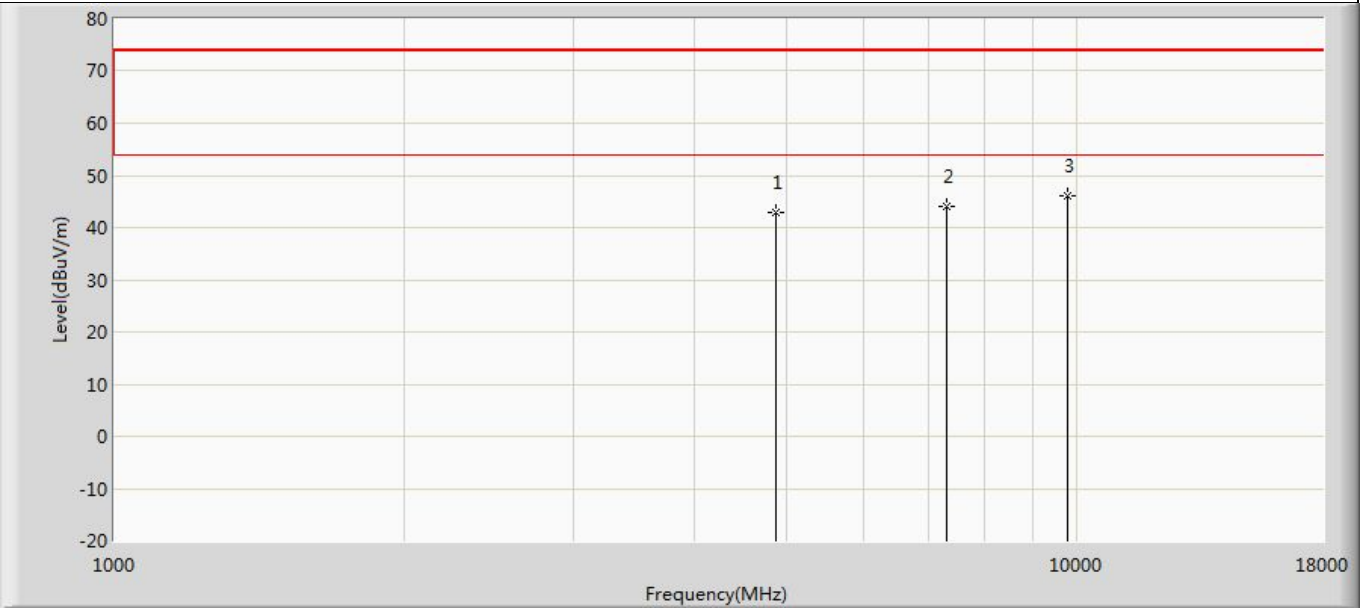

No	Mark	Frequency (MHz)	Measure Level (dBuV/m)	Reading Level (dBuV)	Over Limit (dB)	Limit (dBuV/m)	Factor (dB)	Type
1		4874.000	42.843	47.620	-31.157	74.000	-4.777	PK
2		7311.000	44.171	45.131	-29.829	74.000	-0.960	PK
3	*	9784.000	46.133	42.887	-27.867	74.000	3.246	PK

Profile: 2360091R	Page No.: 193
Engineer: Juliuszhou	
Site: AC5	Time: 2021/06/03 - 10:30
Limit: FCC_Part15.209_RE(3m)	Margin: 0
Probe: Horn_3117_00123988_(1-18GHz)	Polarity: Vertical
EUT: VR All-In-One Headset	Power: 120Vac / 60Hz
Note: Mode 6:Transmit at 2452MHz by 802.11ax40	

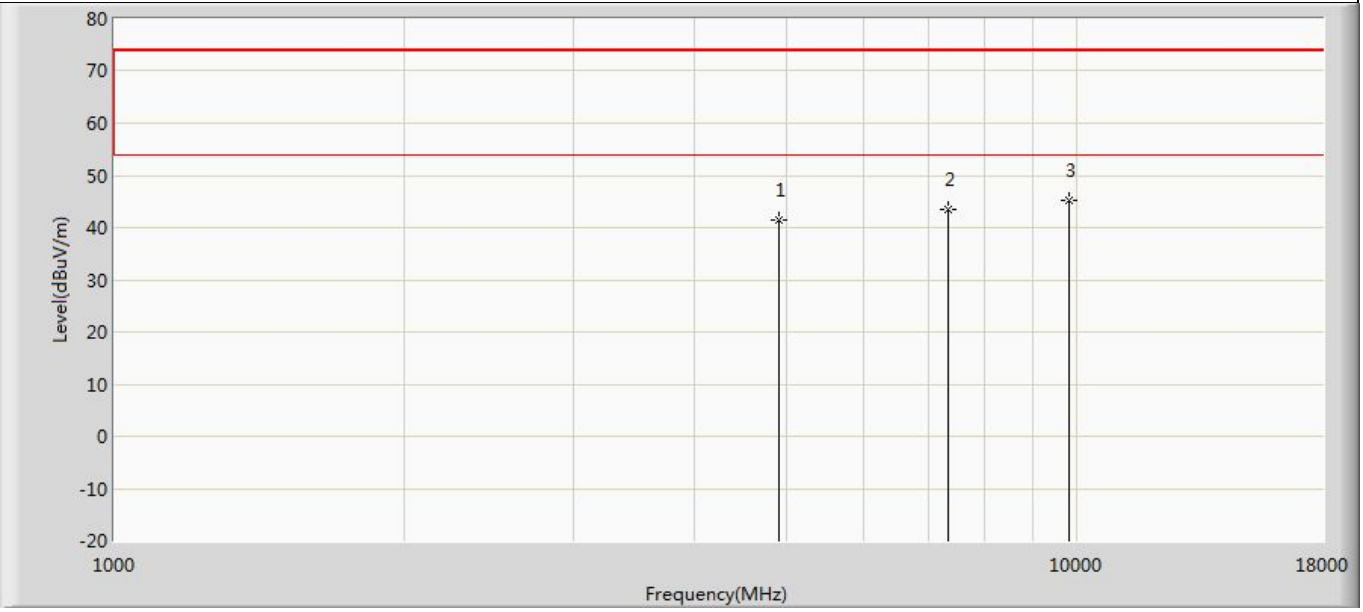

No	Mark	Frequency (MHz)	Measure Level (dBuV/m)	Reading Level (dBuV)	Over Limit (dB)	Limit (dBuV/m)	Factor (dB)	Type
1		4904.000	41.478	46.471	-32.522	74.000	-4.993	PK
2		7356.000	43.438	44.477	-30.562	74.000	-1.038	PK
3	*	9808.000	45.262	42.583	-28.738	74.000	2.678	PK

Profile: 2360091R	Page No.: 194
Engineer: Juliuszhou	
Site: AC5	Time: 2021/06/03 - 10:30
Limit: FCC_Part15.209_RE(3m)	Margin: 0
Probe: Horn_3117_00123988_(1-18GHz)	Polarity: Horizontal
EUT: VR All-In-One Headset	Power: 120Vac / 60Hz
Note: Mode 6:Transmit at 2452MHz by 802.11ax40	

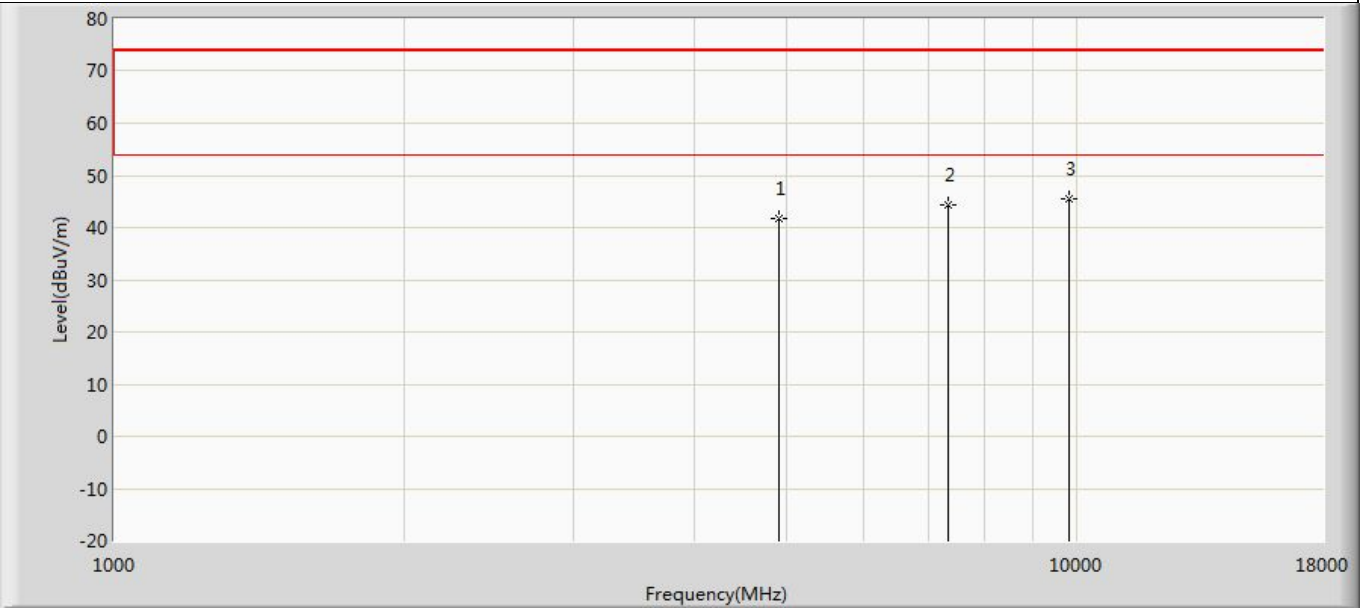

No	Mark	Frequency (MHz)	Measure Level (dBuV/m)	Reading Level (dBuV)	Over Limit (dB)	Limit (dBuV/m)	Factor (dB)	Type
1		4904.000	41.659	46.652	-32.341	74.000	-4.993	PK
2		7356.000	44.473	45.512	-29.527	74.000	-1.038	PK
3	*	9808.000	45.529	42.850	-28.471	74.000	2.678	PK

MIMO

Profile: 2360091R	Page No.: 73
Engineer: Juliuszhou	
Site: AC5	Time: 2021/05/27 - 09:45
Limit: FCC_Part15.209_RE(3m)	Margin: 0
Probe: Horn_3117_00123988_(1-18GHz)	Polarity: Vertical
EUT: VR All-In-One Headset	Power: 120Vac / 60Hz
Note: Mode 1:Transmit at 2412MHz by 802.11b	

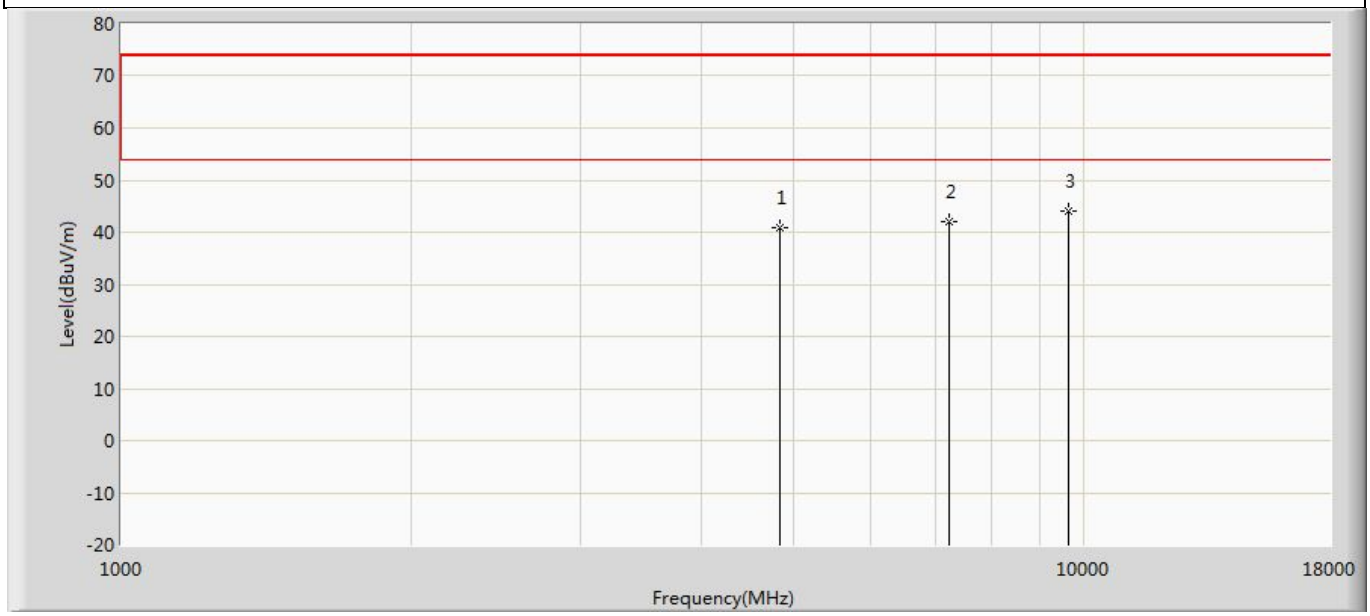

No	Mark	Frequency (MHz)	Measure Level (dBuV/m)	Reading Level (dBuV)	Over Limit (dB)	Limit (dBuV/m)	Factor (dB)	Type
1		4824.000	40.763	45.922	-33.237	74.000	-5.159	PK
2		7236.000	42.113	43.001	-31.887	74.000	-0.888	PK
3	*	9648.000	44.149	40.463	-29.851	74.000	3.686	PK

Profile: 2360091R	Page No.: 74
Engineer: Juliuszhou	
Site: AC5	Time: 2021/05/27 - 09:45
Limit: FCC_Part15.209_RE(3m)	Margin: 0
Probe: Horn_3117_00123988_(1-18GHz)	Polarity: Horizontal
EUT: VR All-In-One Headset	Power: 120Vac / 60Hz
Note: Mode 1:Transmit at 2412MHz by 802.11b	

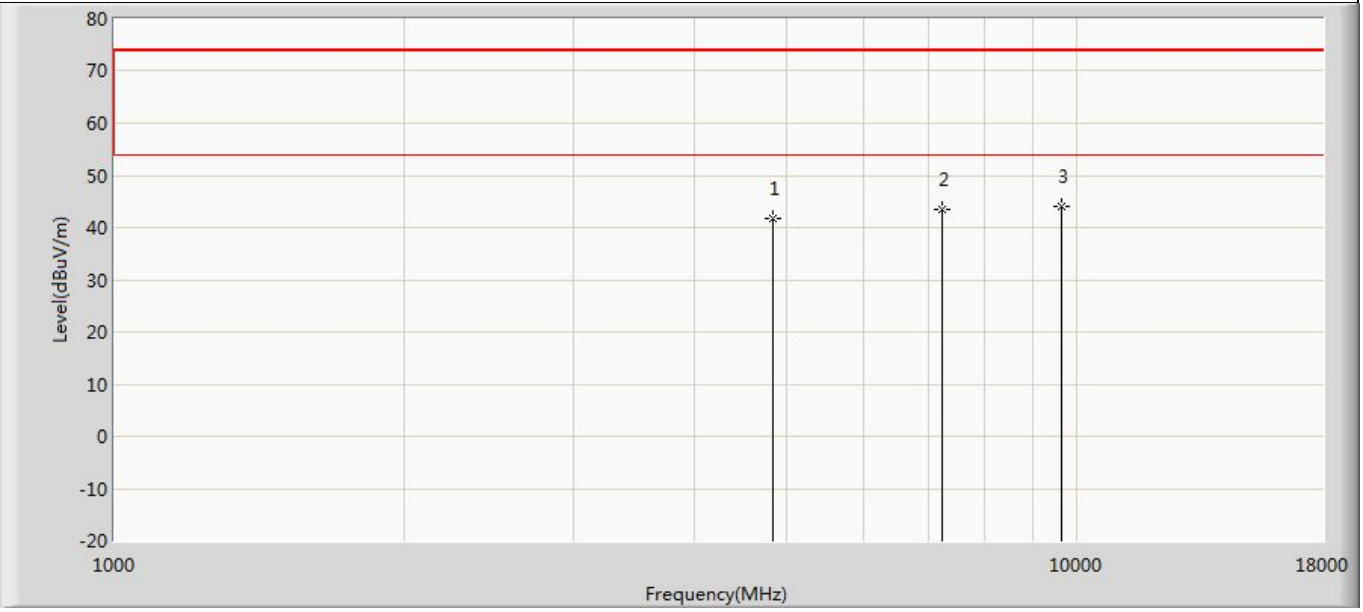

No	Mark	Frequency (MHz)	Measure Level (dBuV/m)	Reading Level (dBuV)	Over Limit (dB)	Limit (dBuV/m)	Factor (dB)	Type
1		4824.000	41.874	47.033	-32.126	74.000	-5.159	PK
2		7236.000	43.618	44.506	-30.382	74.000	-0.888	PK
3	*	9648.000	43.930	40.244	-30.070	74.000	3.686	PK

Profile: 2360091R	Page No.: 75
Engineer: Juliuszhou	
Site: AC5	Time: 2021/05/27 - 09:45
Limit: FCC_Part15.209_RE(3m)	Margin: 0
Probe: Horn_3117_00123988_(1-18GHz)	Polarity: Vertical
EUT: VR All-In-One Headset	Power: 120Vac / 60Hz
Note: Mode 1:Transmit at 2437MHz by 802.11b	

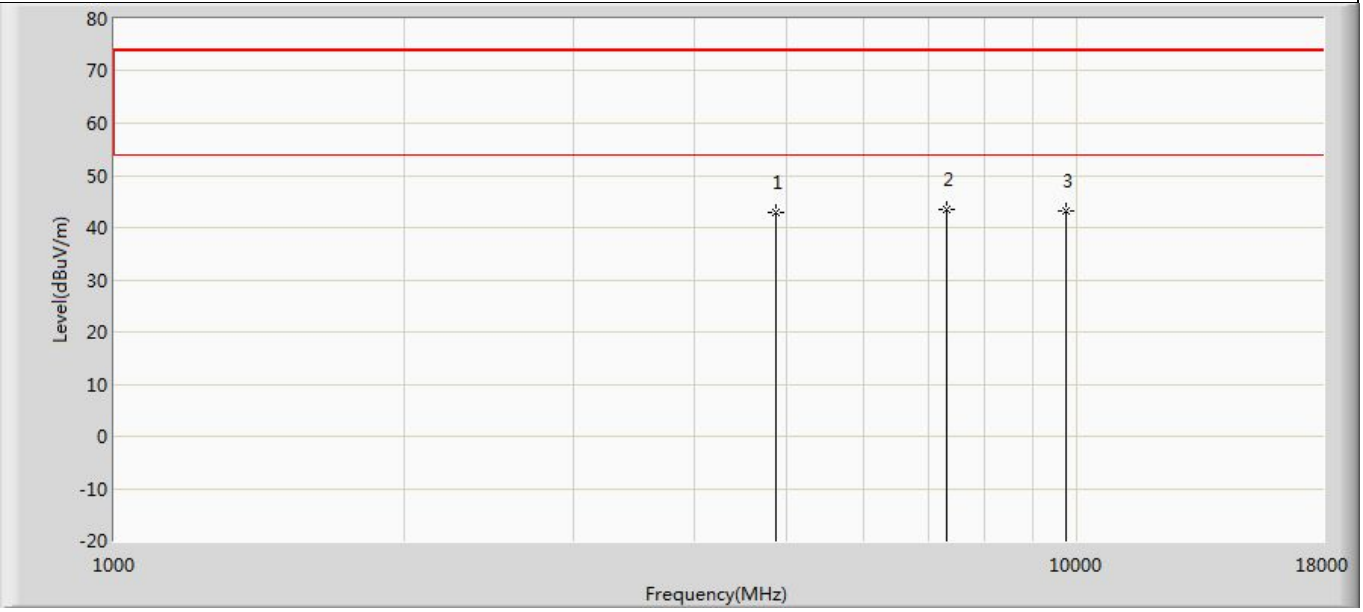

No	Mark	Frequency (MHz)	Measure Level (dBuV/m)	Reading Level (dBuV)	Over Limit (dB)	Limit (dBuV/m)	Factor (dB)	Type
1		4874.000	42.756	47.533	-31.244	74.000	-4.777	PK
2	*	7311.000	43.602	44.562	-30.398	74.000	-0.960	PK
3		9748.000	43.055	40.028	-30.945	74.000	3.027	PK

Profile: 2360091R	Page No.: 76
Engineer: Juliuszhou	
Site: AC5	Time: 2021/05/27 - 09:45
Limit: FCC_Part15.209_RE(3m)	Margin: 0
Probe: Horn_3117_00123988_(1-18GHz)	Polarity: Horizontal
EUT: VR All-In-One Headset	Power: 120Vac / 60Hz
Note: Mode 1:Transmit at 2437MHz by 802.11b	

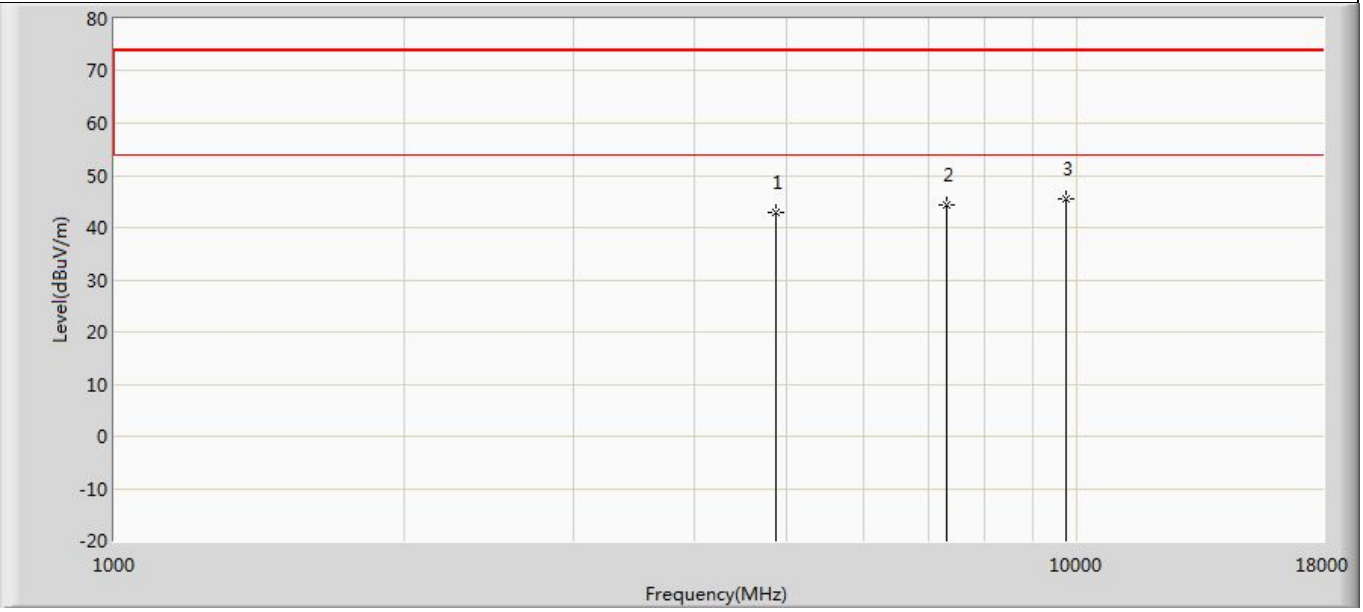

No	Mark	Frequency (MHz)	Measure Level (dBuV/m)	Reading Level (dBuV)	Over Limit (dB)	Limit (dBuV/m)	Factor (dB)	Type
1		4874.000	42.993	47.770	-31.007	74.000	-4.777	PK
2		7311.000	44.434	45.394	-29.566	74.000	-0.960	PK
3	*	9748.000	45.642	42.615	-28.358	74.000	3.027	PK

Profile: 2360091R	Page No.: 77
Engineer: Juliuszhou	
Site: AC5	Time: 2021/05/27 - 09:45
Limit: FCC_Part15.209_RE(3m)	Margin: 0
Probe: Horn_3117_00123988_(1-18GHz)	Polarity: Vertical
EUT: VR All-In-One Headset	Power: 120Vac / 60Hz
Note: Mode 1:Transmit at 2462MHz by 802.11b	

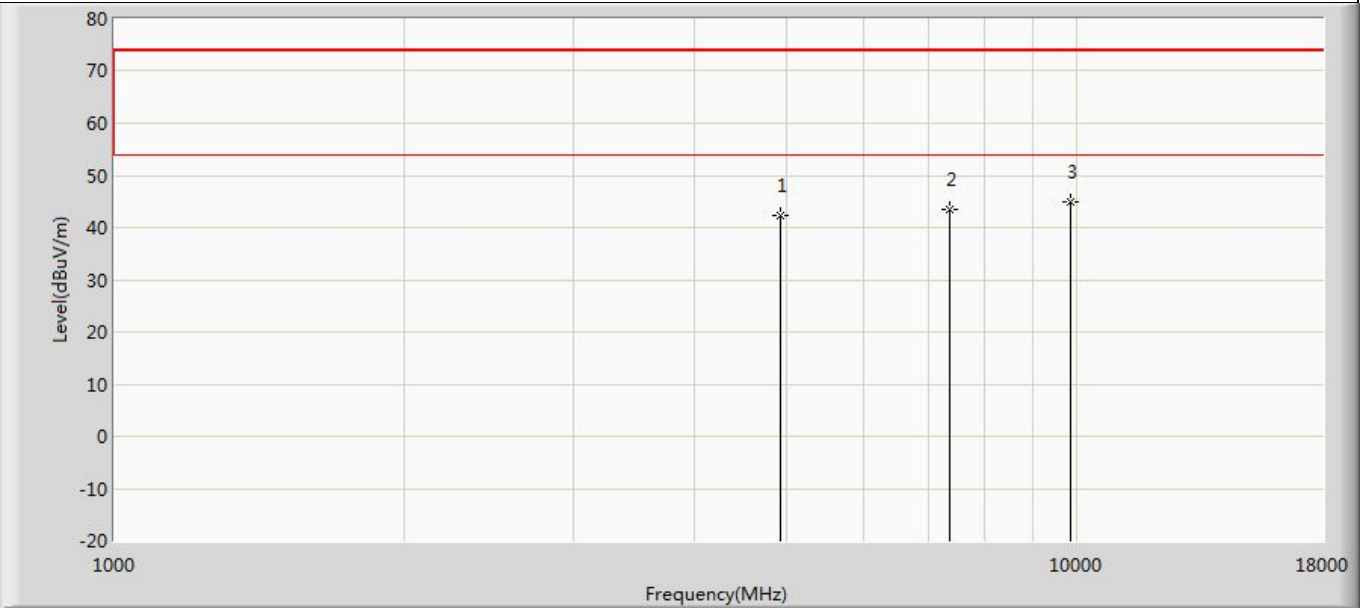

No	Mark	Frequency (MHz)	Measure Level (dBuV/m)	Reading Level (dBuV)	Over Limit (dB)	Limit (dBuV/m)	Factor (dB)	Type
1		4924.000	42.353	47.236	-31.647	74.000	-4.883	PK
2		7386.000	43.605	44.666	-30.395	74.000	-1.061	PK
3	*	9848.000	45.027	41.910	-28.973	74.000	3.116	PK

Profile: 2360091R	Page No.: 78
Engineer: Juliuszhou	
Site: AC5	Time: 2021/05/27 - 09:45
Limit: FCC_Part15.209_RE(3m)	Margin: 0
Probe: Horn_3117_00123988_(1-18GHz)	Polarity: Horizontal
EUT: VR All-In-One Headset	Power: 120Vac / 60Hz
Note: Mode 1:Transmit at 2462MHz by 802.11b	

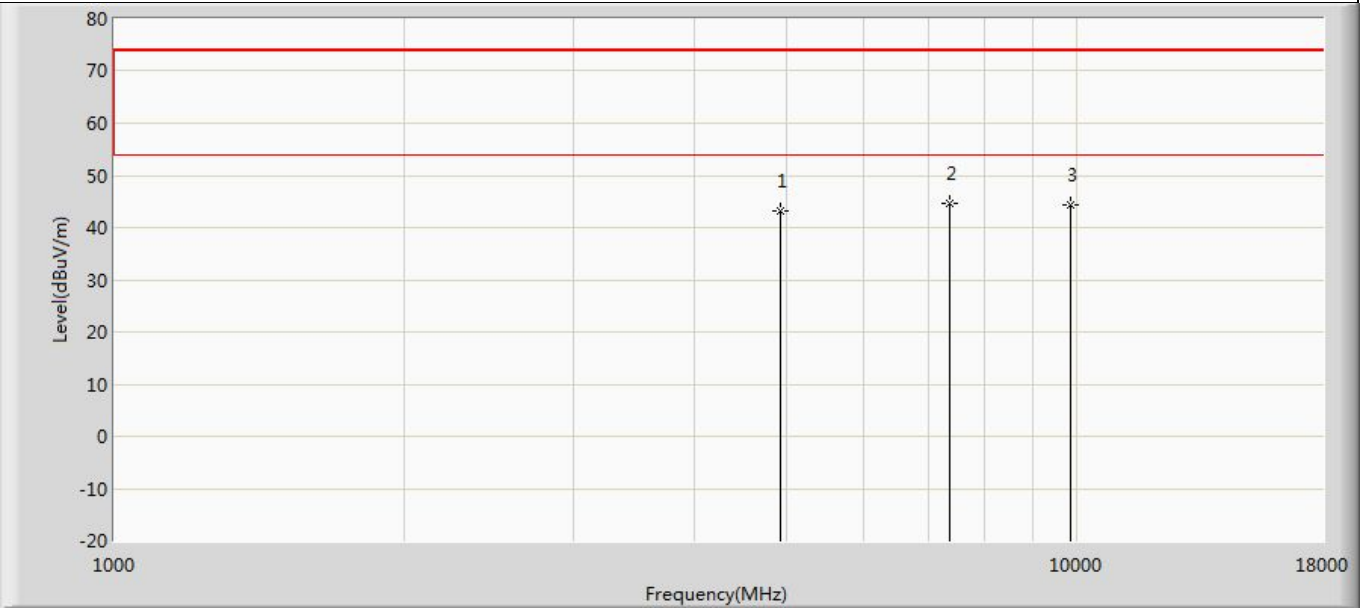

No	Mark	Frequency (MHz)	Measure Level (dBuV/m)	Reading Level (dBuV)	Over Limit (dB)	Limit (dBuV/m)	Factor (dB)	Type
1		4924.000	43.052	47.935	-30.948	74.000	-4.883	PK
2	*	7386.000	44.635	45.696	-29.365	74.000	-1.061	PK
3		9848.000	44.457	41.340	-29.543	74.000	3.116	PK

Profile: 2360091R	Page No.: 79
Engineer: Juliuszhou	
Site: AC5	Time: 2021/05/27 - 09:45
Limit: FCC_Part15.209_RE(3m)	Margin: 0
Probe: Horn_3117_00123988_(1-18GHz)	Polarity: Vertical
EUT: VR All-In-One Headset	Power: 120Vac / 60Hz
Note: Mode 2:Transmit at 2412MHz by 802.11g	

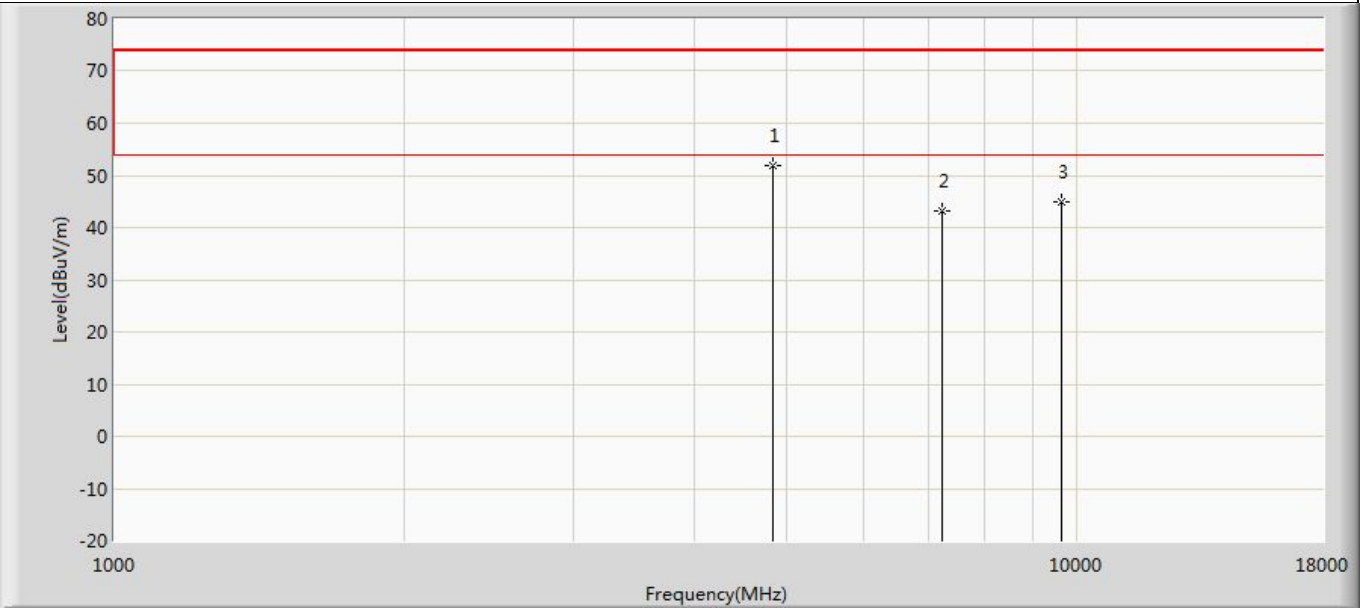

No	Mark	Frequency (MHz)	Measure Level (dBuV/m)	Reading Level (dBuV)	Over Limit (dB)	Limit (dBuV/m)	Factor (dB)	Type
1	*	4825.000	51.755	56.924	-22.245	74.000	-5.169	PK
2		7236.000	43.127	44.015	-30.873	74.000	-0.888	PK
3		9648.000	44.899	41.213	-29.101	74.000	3.686	PK

Profile: 2360091R	Page No.: 80
Engineer: Juliuszhou	
Site: AC5	Time: 2021/05/27 - 09:45
Limit: FCC_Part15.209_RE(3m)	Margin: 0
Probe: Horn_3117_00123988_(1-18GHz)	Polarity: Horizontal
EUT: VR All-In-One Headset	Power: 120Vac / 60Hz
Note: Mode 2:Transmit at 2412MHz by 802.11g	

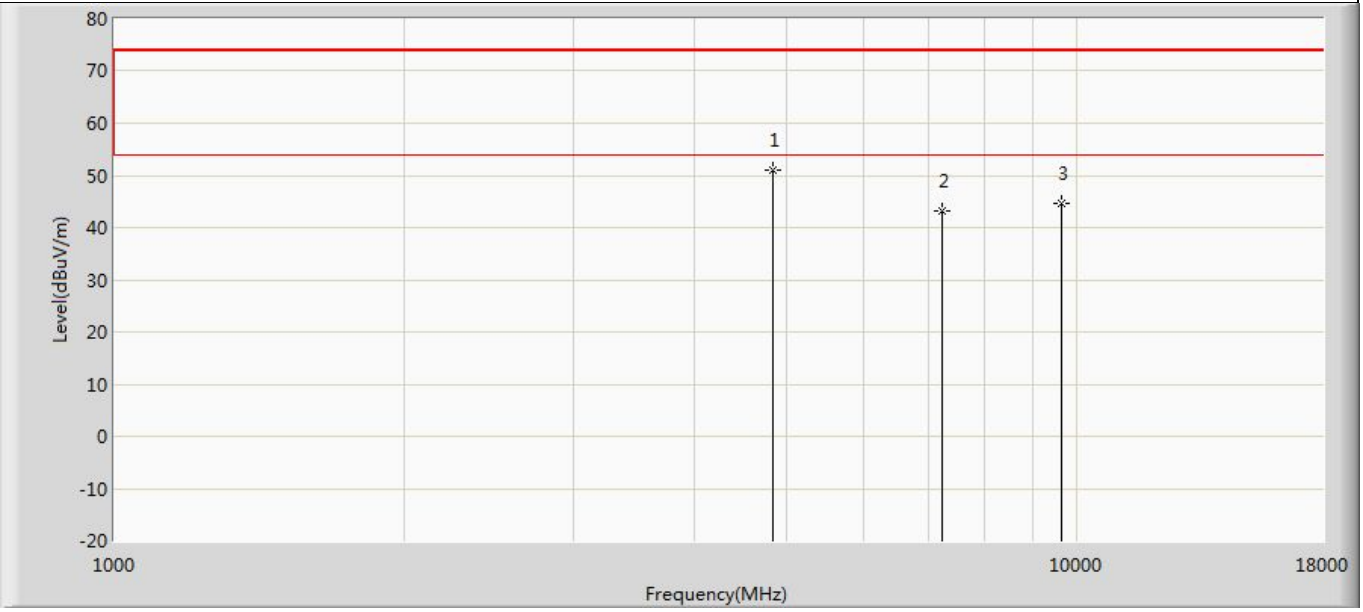

No	Mark	Frequency (MHz)	Measure Level (dBuV/m)	Reading Level (dBuV)	Over Limit (dB)	Limit (dBuV/m)	Factor (dB)	Type
1	*	4825.000	50.919	56.088	-23.081	74.000	-5.169	PK
2		7236.000	43.248	44.136	-30.752	74.000	-0.888	PK
3		9648.000	44.749	41.063	-29.251	74.000	3.686	PK

Profile: 2360091R	Page No.: 81
Engineer: Juliuszhou	
Site: AC5	Time: 2021/05/27 - 09:45
Limit: FCC_Part15.209_RE(3m)	Margin: 0
Probe: Horn_3117_00123988_(1-18GHz)	Polarity: Vertical
EUT: VR All-In-One Headset	Power: 120Vac / 60Hz
Note: Mode 2:Transmit at 2437MHz by 802.11g	

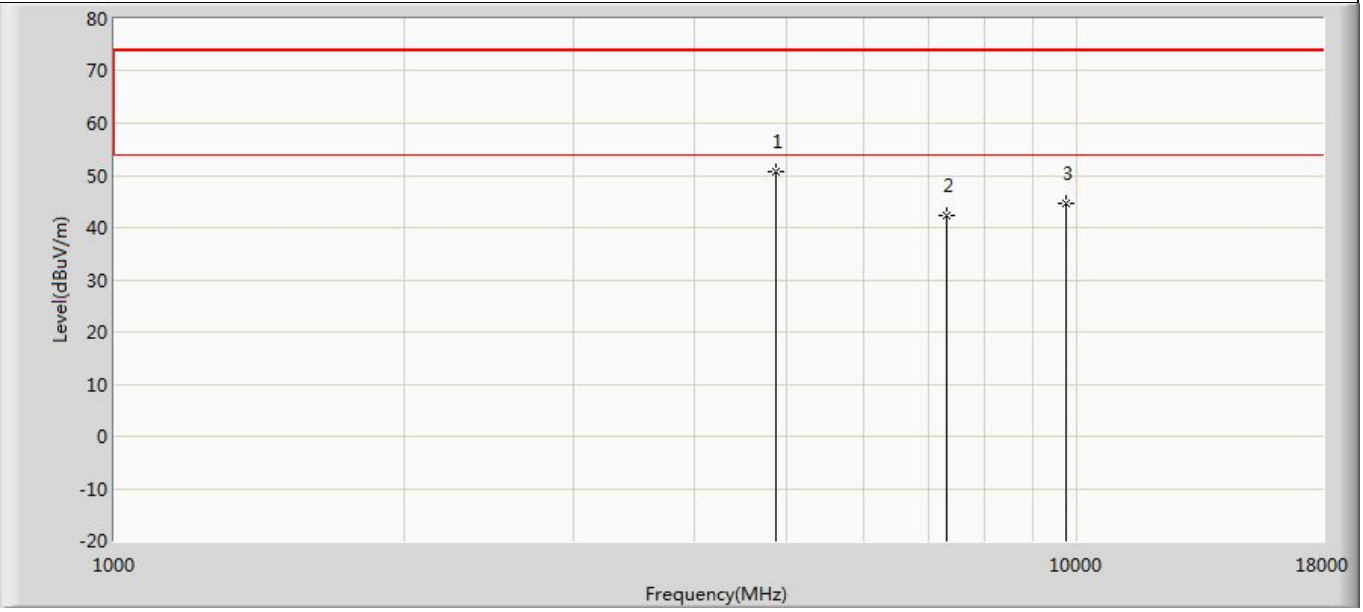

No	Mark	Frequency (MHz)	Measure Level (dBuV/m)	Reading Level (dBuV)	Over Limit (dB)	Limit (dBuV/m)	Factor (dB)	Type
1	*	4867.500	50.836	55.666	-23.164	74.000	-4.830	PK
2		7311.000	42.205	43.165	-31.795	74.000	-0.960	PK
3		9748.000	44.578	41.551	-29.422	74.000	3.027	PK

Profile: 2360091R	Page No.: 82
Engineer: Juliuszhou	
Site: AC5	Time: 2021/05/27 - 09:45
Limit: FCC_Part15.209_RE(3m)	Margin: 0
Probe: Horn_3117_00123988_(1-18GHz)	Polarity: Horizontal
EUT: VR All-In-One Headset	Power: 120Vac / 60Hz
Note: Mode 2:Transmit at 2437MHz by 802.11g	

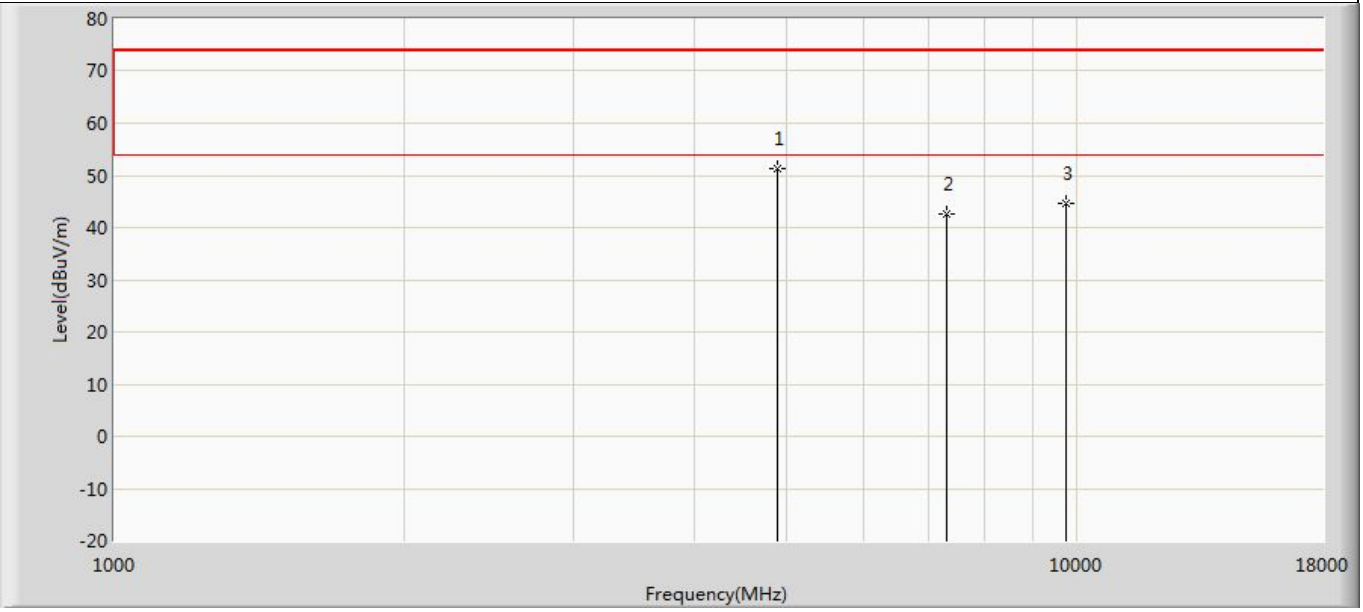

No	Mark	Frequency (MHz)	Measure Level (dBuV/m)	Reading Level (dBuV)	Over Limit (dB)	Limit (dBuV/m)	Factor (dB)	Type
1	*	4876.000	51.341	56.102	-22.659	74.000	-4.761	PK
2		7311.000	42.474	43.434	-31.526	74.000	-0.960	PK
3		9748.000	44.741	41.714	-29.259	74.000	3.027	PK

Profile: 2360091R	Page No.: 83
Engineer: Juliuszhou	
Site: AC5	Time: 2021/05/27 - 09:45
Limit: FCC_Part15.209_RE(3m)	Margin: 0
Probe: Horn_3117_00123988_(1-18GHz)	Polarity: Vertical
EUT: VR All-In-One Headset	Power: 120Vac / 60Hz
Note: Mode 2:Transmit at 2462MHz by 802.11g	

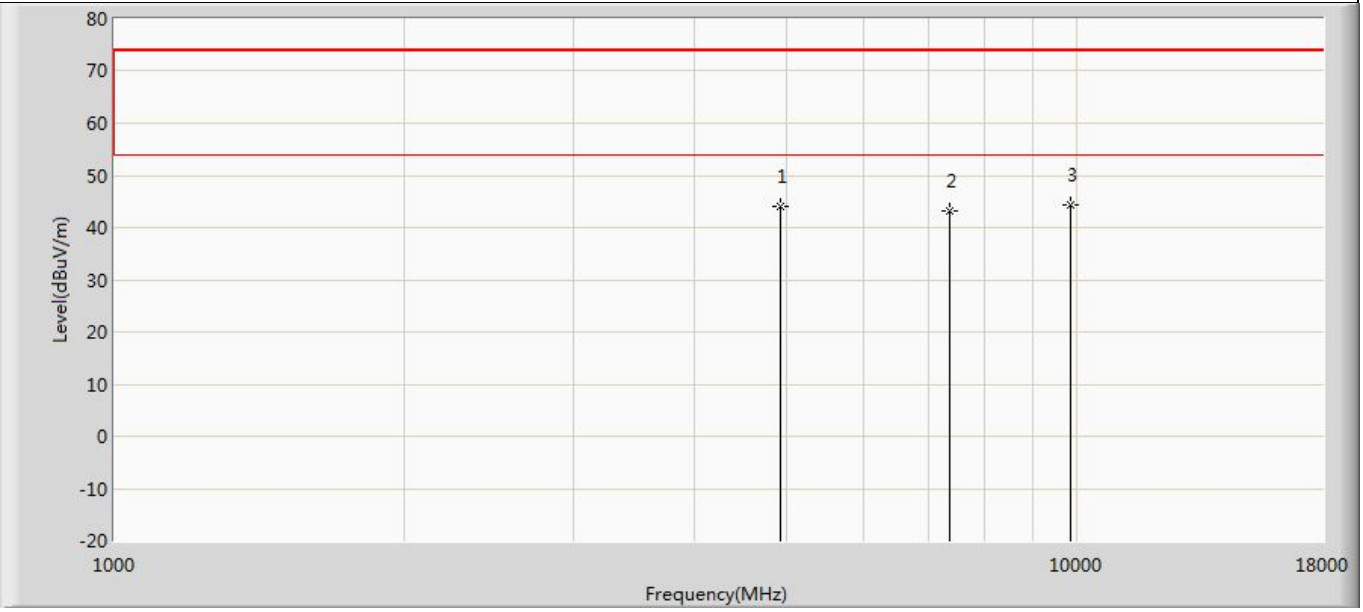

No	Mark	Frequency (MHz)	Measure Level (dBuV/m)	Reading Level (dBuV)	Over Limit (dB)	Limit (dBuV/m)	Factor (dB)	Type
1		4927.000	44.168	49.034	-29.832	74.000	-4.866	PK
2		7386.000	43.063	44.124	-30.937	74.000	-1.061	PK
3	*	9848.000	44.345	41.228	-29.655	74.000	3.116	PK

Profile: 2360091R	Page No.: 84
Engineer: Juliuszhou	
Site: AC5	Time: 2021/05/27 - 09:45
Limit: FCC_Part15.209_RE(3m)	Margin: 0
Probe: Horn_3117_00123988_(1-18GHz)	Polarity: Horizontal
EUT: VR All-In-One Headset	Power: 120Vac / 60Hz
Note: Mode 2:Transmit at 2462MHz by 802.11g	

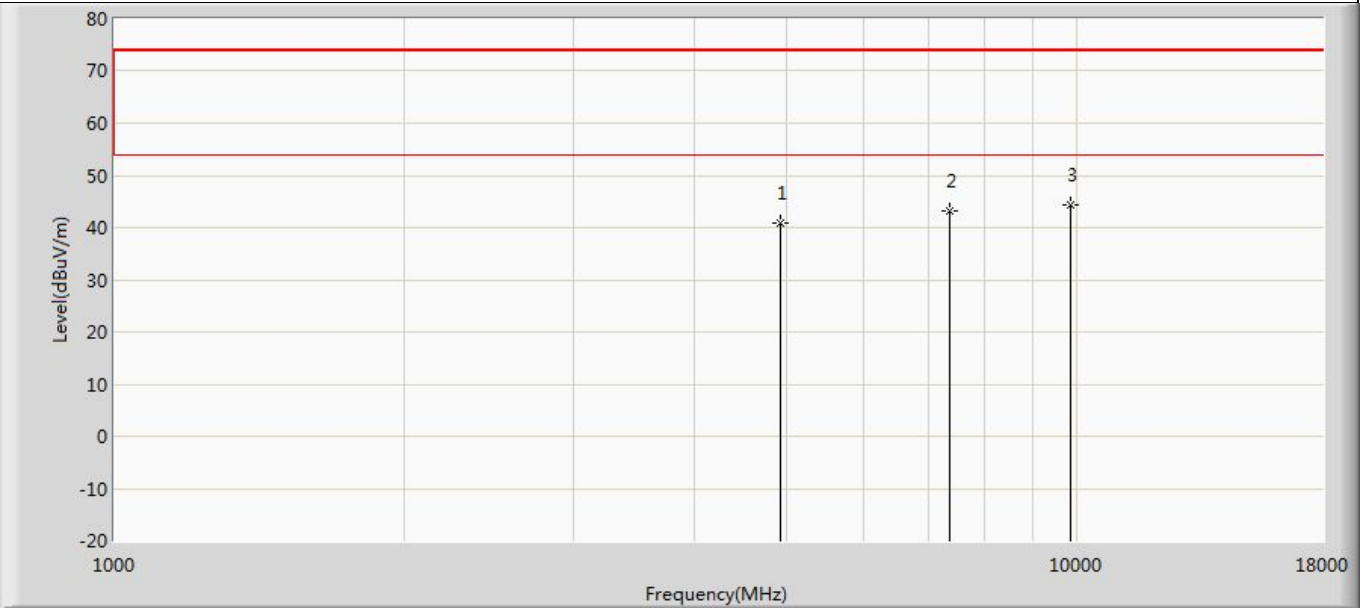

No	Mark	Frequency (MHz)	Measure Level (dBuV/m)	Reading Level (dBuV)	Over Limit (dB)	Limit (dBuV/m)	Factor (dB)	Type
1		4924.000	40.883	45.766	-33.117	74.000	-4.883	PK
2		7386.000	43.221	44.282	-30.779	74.000	-1.061	PK
3	*	9848.000	44.477	41.360	-29.523	74.000	3.116	PK

Profile: 2360091R	Page No.: 85
Engineer: Juliuszhou	
Site: AC5	Time: 2021/05/27 - 09:46
Limit: FCC_Part15.209_RE(3m)	Margin: 0
Probe: Horn_3117_00123988_(1-18GHz)	Polarity: Vertical
EUT: VR All-In-One Headset	Power: 120Vac / 60Hz
Note: Mode 3:Transmit at 2412MHz by 802.11n20	

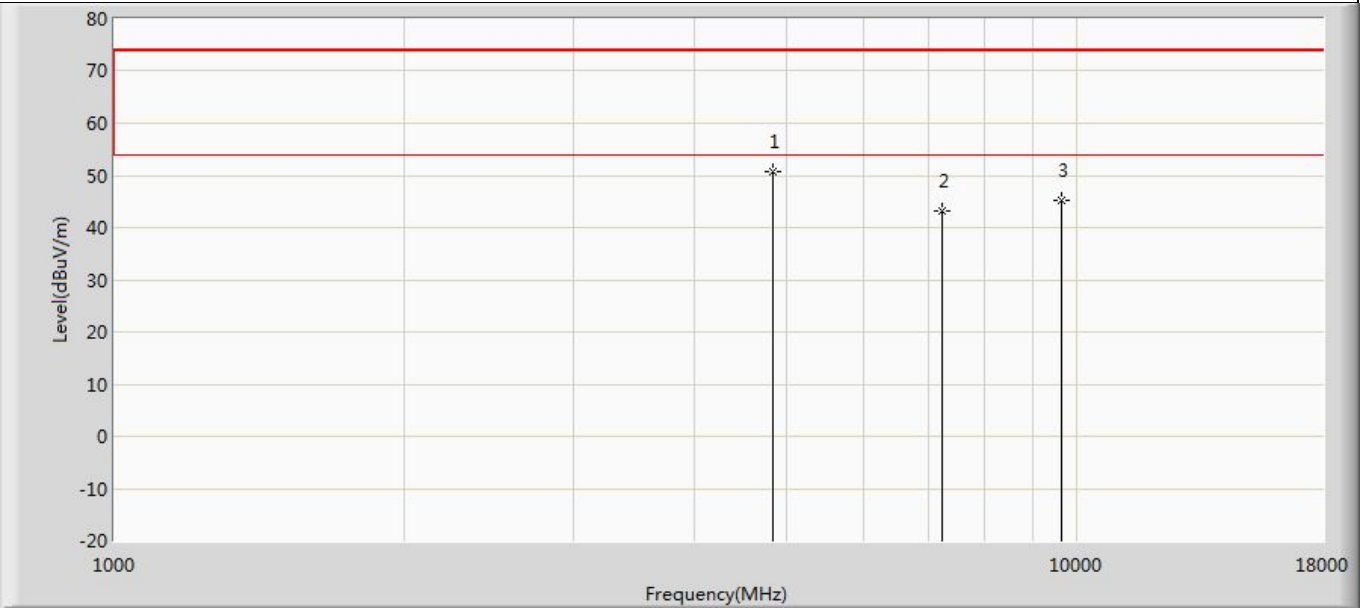

No	Mark	Frequency (MHz)	Measure Level (dBuV/m)	Reading Level (dBuV)	Over Limit (dB)	Limit (dBuV/m)	Factor (dB)	Type
1	*	4825.000	50.739	55.908	-23.261	74.000	-5.169	PK
2		7236.000	43.187	44.075	-30.813	74.000	-0.888	PK
3		9648.000	45.345	41.659	-28.655	74.000	3.686	PK

Profile: 2360091R	Page No.: 86
Engineer: Juliuszhou	
Site: AC5	Time: 2021/05/27 - 09:46
Limit: FCC_Part15.209_RE(3m)	Margin: 0
Probe: Horn_3117_00123988_(1-18GHz)	Polarity: Horizontal
EUT: VR All-In-One Headset	Power: 120Vac / 60Hz
Note: Mode 3:Transmit at 2412MHz by 802.11n20	

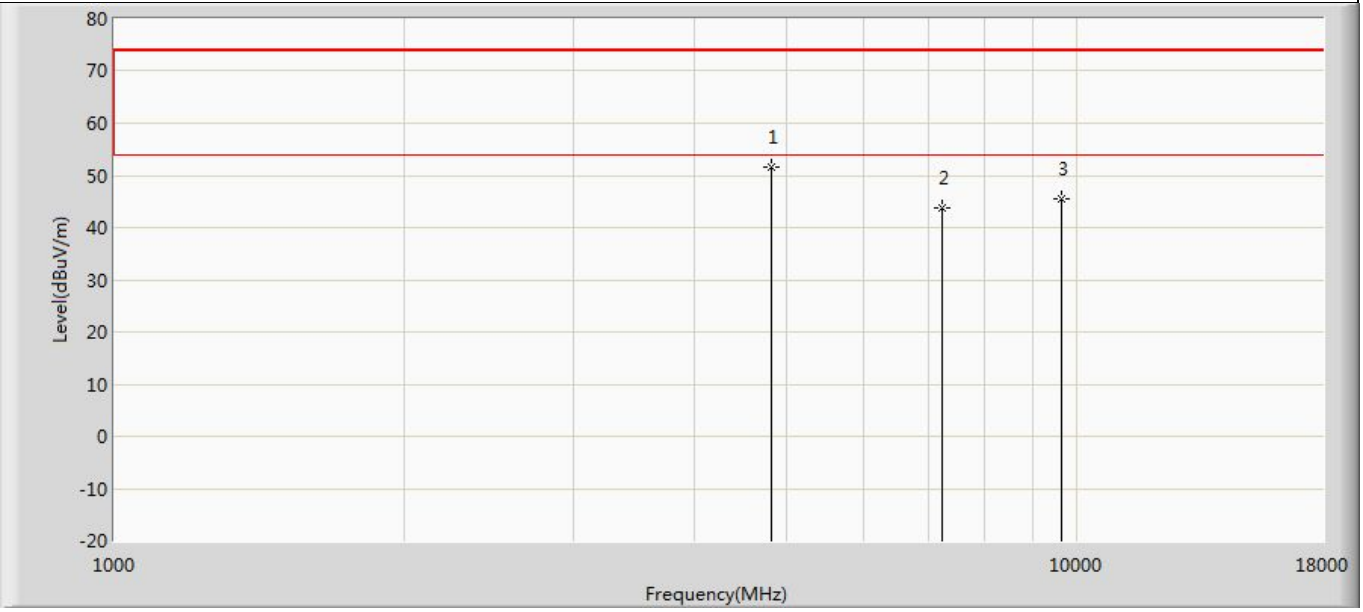

No	Mark	Frequency (MHz)	Measure Level (dBuV/m)	Reading Level (dBuV)	Over Limit (dB)	Limit (dBuV/m)	Factor (dB)	Type
1	*	4823.000	51.648	56.798	-22.352	74.000	-5.150	PK
2		7236.000	43.628	44.516	-30.372	74.000	-0.888	PK
3		9648.000	45.475	41.789	-28.525	74.000	3.686	PK

Profile: 2360091R	Page No.: 87
Engineer: Juliuszhou	
Site: AC5	Time: 2021/05/27 - 09:46
Limit: FCC_Part15.209_RE(3m)	Margin: 0
Probe: Horn_3117_00123988_(1-18GHz)	Polarity: Vertical
EUT: VR All-In-One Headset	Power: 120Vac / 60Hz
Note: Mode 3:Transmit at 2437MHz by 802.11n20	

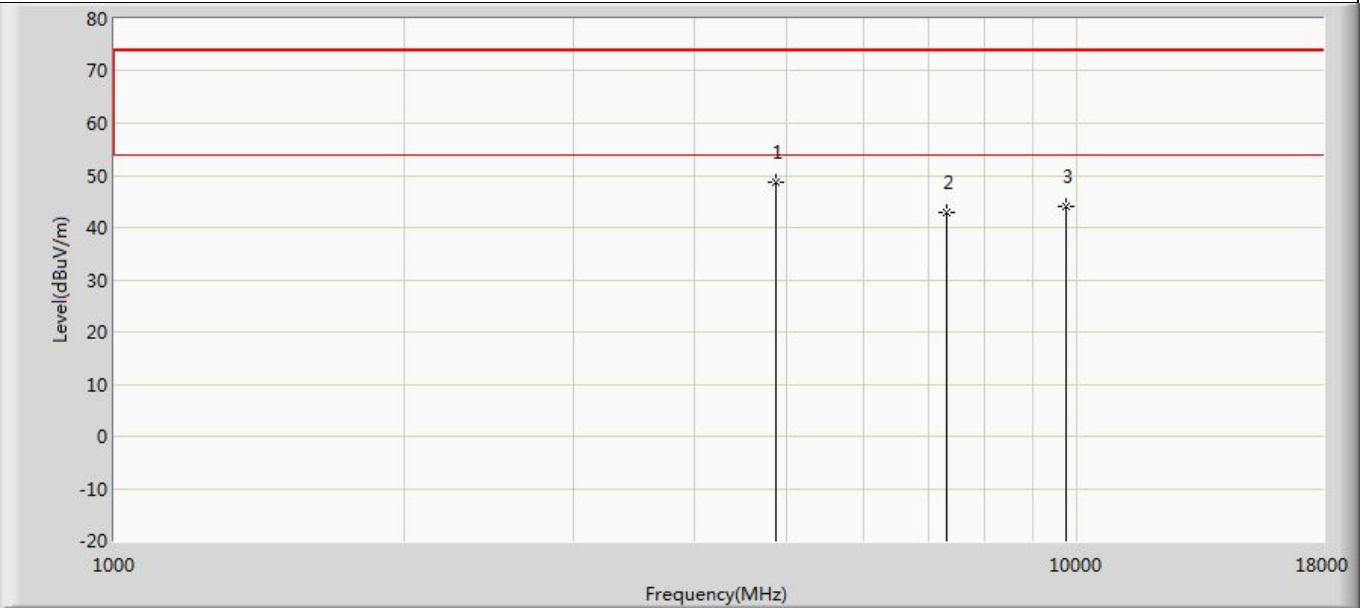

No	Mark	Frequency (MHz)	Measure Level (dBuV/m)	Reading Level (dBuV)	Over Limit (dB)	Limit (dBuV/m)	Factor (dB)	Type
1	*	4865.000	48.840	53.691	-25.160	74.000	-4.851	PK
2		7311.000	43.041	44.001	-30.959	74.000	-0.960	PK
3		9748.000	44.137	41.110	-29.863	74.000	3.027	PK

Profile: 2360091R	Page No.: 88
Engineer: Juliuszhou	
Site: AC5	Time: 2021/05/27 - 09:46
Limit: FCC_Part15.209_RE(3m)	Margin: 0
Probe: Horn_3117_00123988_(1-18GHz)	Polarity: Horizontal
EUT: VR All-In-One Headset	Power: 120Vac / 60Hz
Note: Mode 3:Transmit at 2437MHz by 802.11n20	

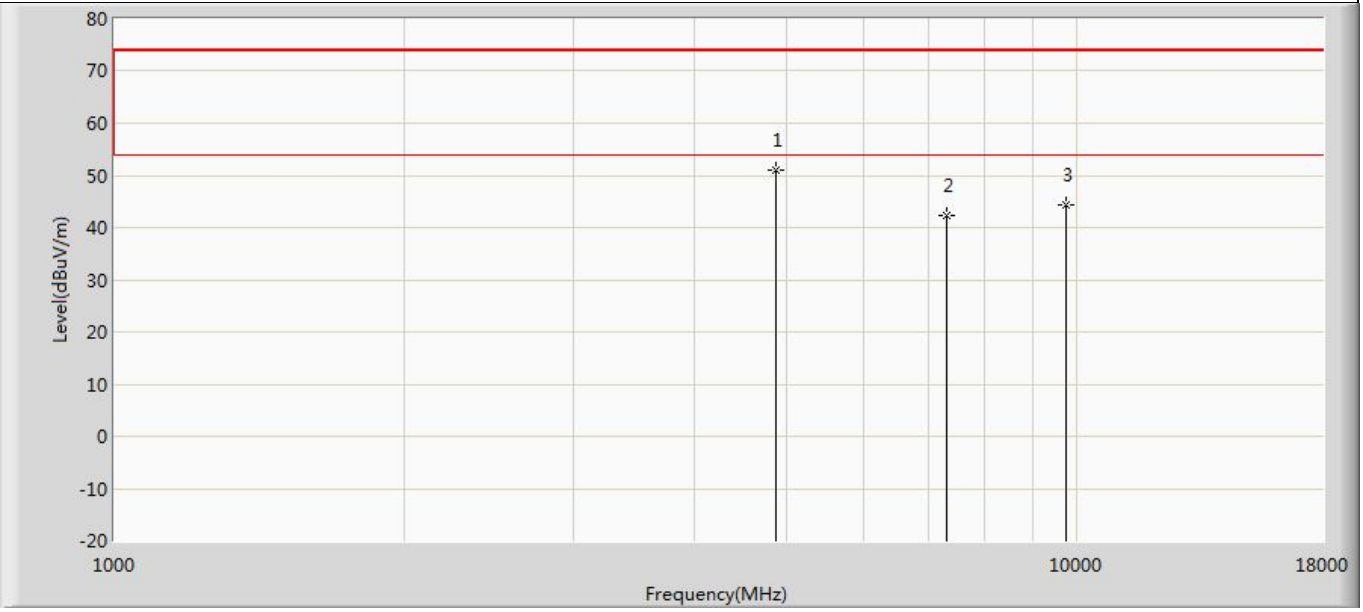

No	Mark	Frequency (MHz)	Measure Level (dBuV/m)	Reading Level (dBuV)	Over Limit (dB)	Limit (dBuV/m)	Factor (dB)	Type
1	*	4866.000	50.923	55.766	-23.077	74.000	-4.842	PK
2		7311.000	42.434	43.394	-31.566	74.000	-0.960	PK
3		9748.000	44.377	41.350	-29.623	74.000	3.027	PK

Profile: 2360091R	Page No.: 89
Engineer: Juliuszhou	
Site: AC5	Time: 2021/05/27 - 09:46
Limit: FCC_Part15.209_RE(3m)	Margin: 0
Probe: Horn_3117_00123988_(1-18GHz)	Polarity: Vertical
EUT: VR All-In-One Headset	Power: 120Vac / 60Hz
Note: Mode 3:Transmit at 2462MHz by 802.11n20	

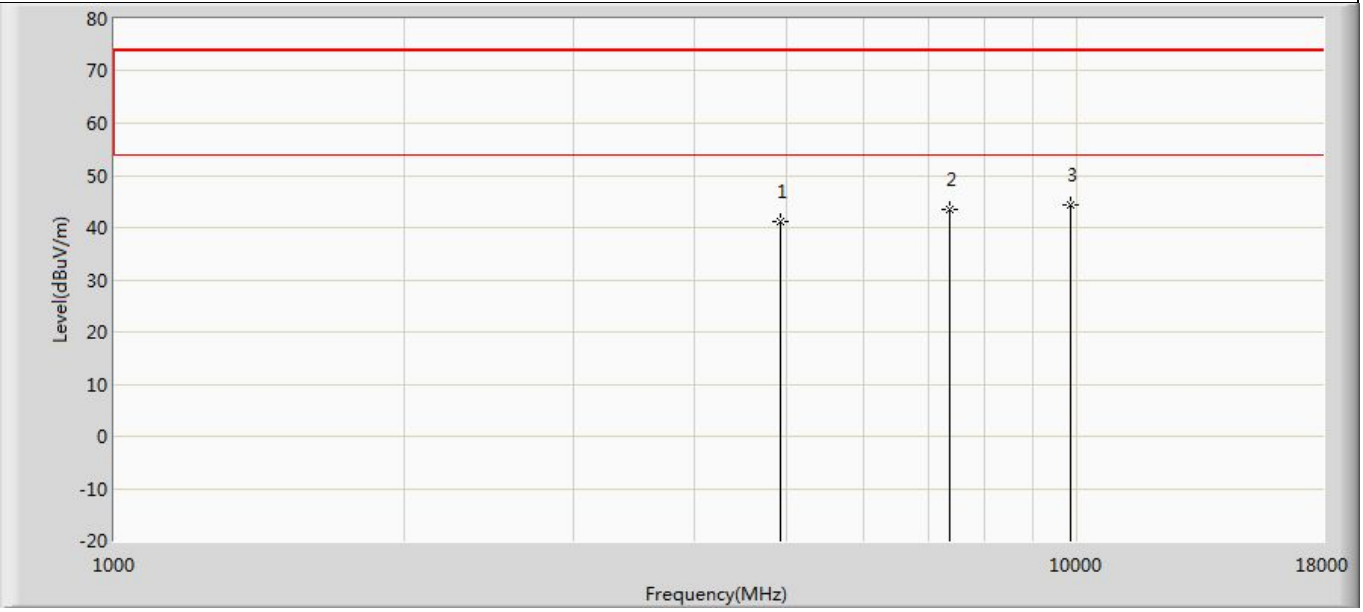

No	Mark	Frequency (MHz)	Measure Level (dBuV/m)	Reading Level (dBuV)	Over Limit (dB)	Limit (dBuV/m)	Factor (dB)	Type
1		4927.000	41.193	46.059	-32.807	74.000	-4.866	PK
2		7386.000	43.553	44.614	-30.447	74.000	-1.061	PK
3	*	9848.000	44.317	41.200	-29.683	74.000	3.116	PK

Profile: 2360091R	Page No.: 90
Engineer: Juliuszhou	
Site: AC5	Time: 2021/05/27 - 09:46
Limit: FCC_Part15.209_RE(3m)	Margin: 0
Probe: Horn_3117_00123988_(1-18GHz)	Polarity: Horizontal
EUT: VR All-In-One Headset	Power: 120Vac / 60Hz
Note: Mode 3:Transmit at 2462MHz by 802.11n20	

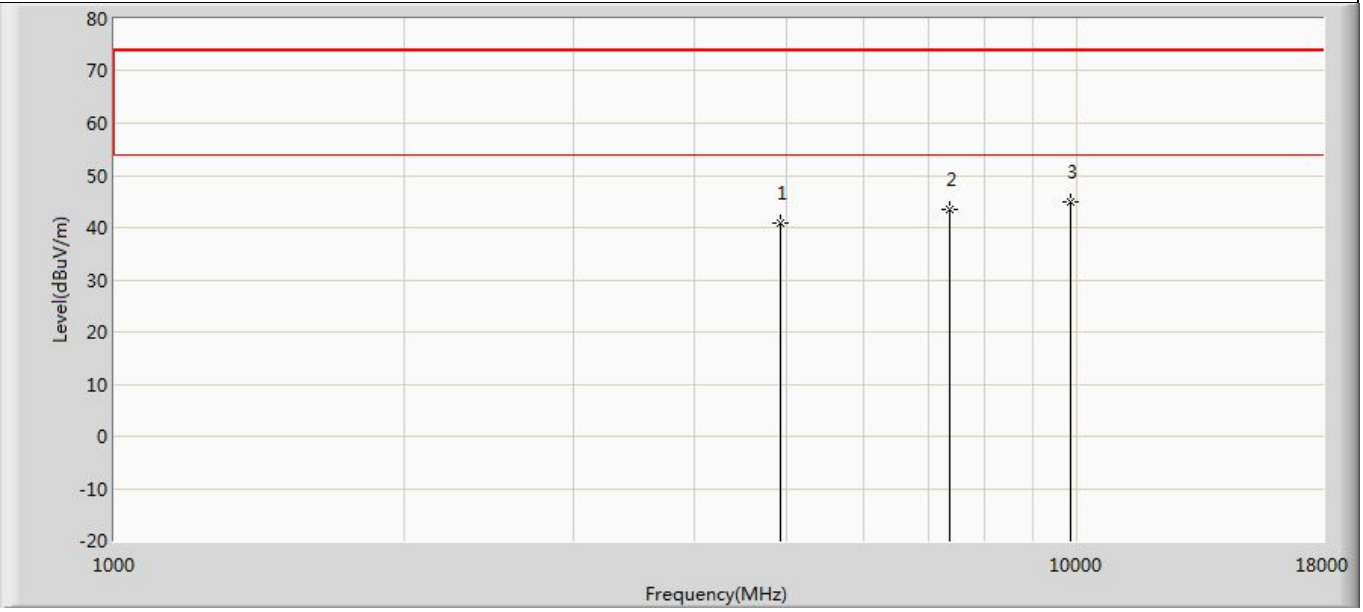

No	Mark	Frequency (MHz)	Measure Level (dBuV/m)	Reading Level (dBuV)	Over Limit (dB)	Limit (dBuV/m)	Factor (dB)	Type
1		4924.000	40.931	45.814	-33.069	74.000	-4.883	PK
2		7386.000	43.576	44.637	-30.424	74.000	-1.061	PK
3	*	9848.000	45.034	41.917	-28.966	74.000	3.116	PK

Profile: 2360091R	Page No.: 91
Engineer: Juliuszhou	
Site: AC5	Time: 2021/05/27 - 09:46
Limit: FCC_Part15.209_RE(3m)	Margin: 0
Probe: Horn_3117_00123988_(1-18GHz)	Polarity: Vertical
EUT: VR All-In-One Headset	Power: 120Vac / 60Hz
Note: Mode 4:Transmit at 2422MHz by 802.11n40	

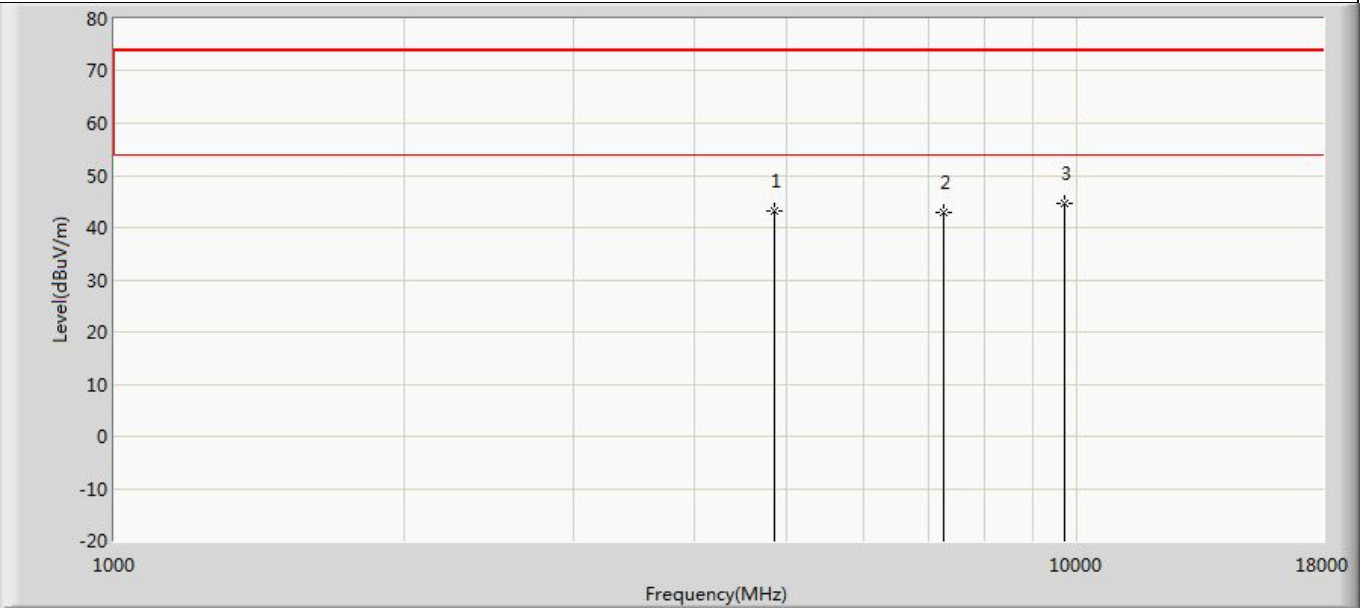

No	Mark	Frequency (MHz)	Measure Level (dBuV/m)	Reading Level (dBuV)	Over Limit (dB)	Limit (dBuV/m)	Factor (dB)	Type
1		4844.000	43.092	48.039	-30.908	74.000	-4.946	PK
2		7266.000	43.017	43.834	-30.983	74.000	-0.817	PK
3	*	9688.000	44.644	41.122	-29.356	74.000	3.521	PK

Profile: 2360091R	Page No.: 92
Engineer: Juliuszhou	
Site: AC5	Time: 2021/05/27 - 09:46
Limit: FCC_Part15.209_RE(3m)	Margin: 0
Probe: Horn_3117_00123988_(1-18GHz)	Polarity: Horizontal
EUT: VR All-In-One Headset	Power: 120Vac / 60Hz
Note: Mode 4:Transmit at 2422MHz by 802.11n40	

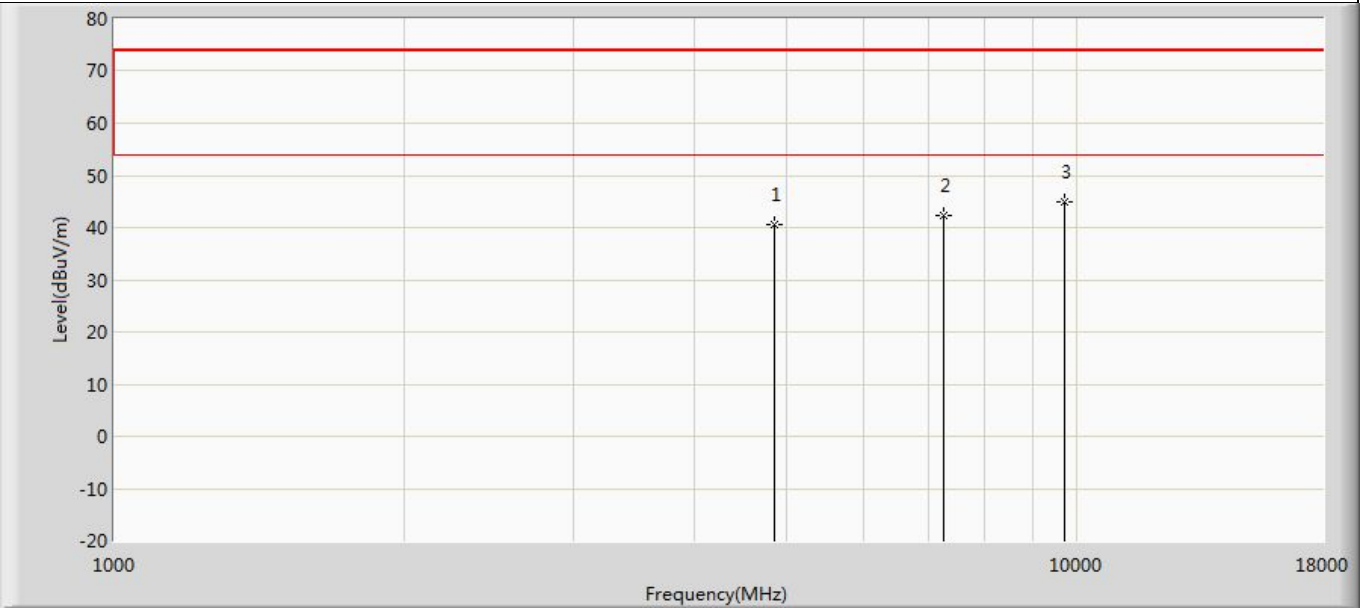

No	Mark	Frequency (MHz)	Measure Level (dBuV/m)	Reading Level (dBuV)	Over Limit (dB)	Limit (dBuV/m)	Factor (dB)	Type
1		4844.000	40.458	45.405	-33.542	74.000	-4.946	PK
2		7266.000	42.301	43.118	-31.699	74.000	-0.817	PK
3	*	9688.000	44.831	41.309	-29.169	74.000	3.521	PK

Profile: 2360091R	Page No.: 93
Engineer: Juliuszhou	
Site: AC5	Time: 2021/05/27 - 09:46
Limit: FCC_Part15.209_RE(3m)	Margin: 0
Probe: Horn_3117_00123988_(1-18GHz)	Polarity: Vertical
EUT: VR All-In-One Headset	Power: 120Vac / 60Hz
Note: Mode 4:Transmit at 2437MHz by 802.11n40	

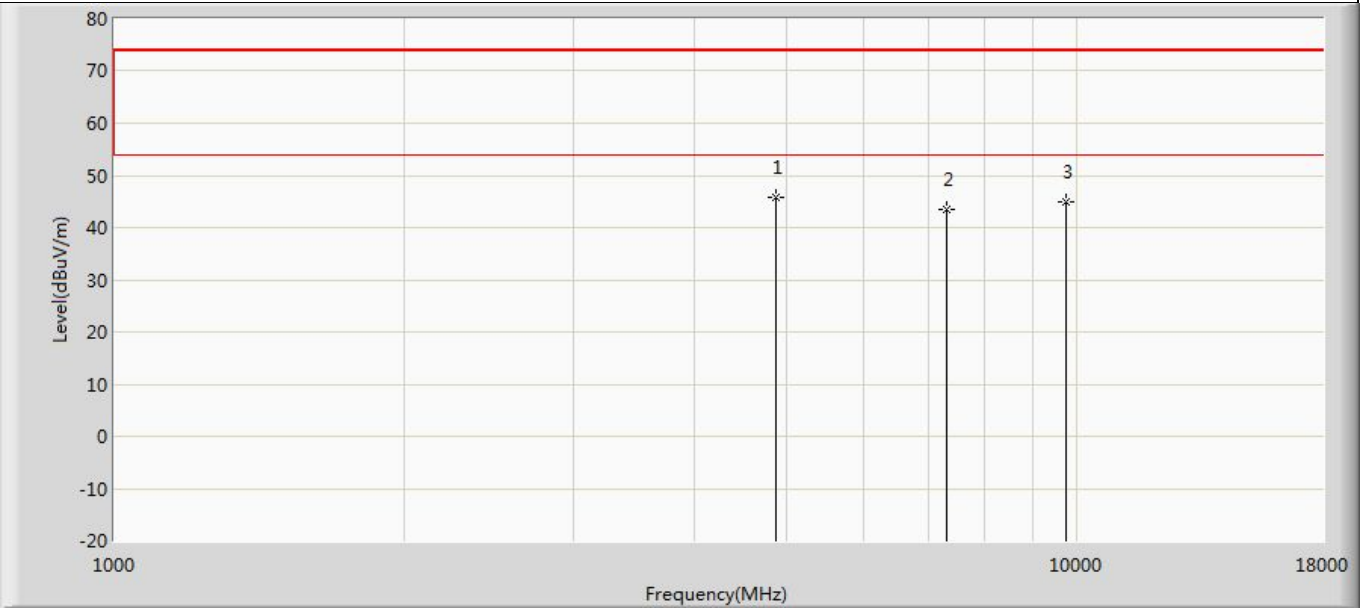

No	Mark	Frequency (MHz)	Measure Level (dBuV/m)	Reading Level (dBuV)	Over Limit (dB)	Limit (dBuV/m)	Factor (dB)	Type
1	*	4867.500	45.720	50.550	-28.280	74.000	-4.830	PK
2		7311.000	43.384	44.344	-30.616	74.000	-0.960	PK
3		9748.000	44.800	41.773	-29.200	74.000	3.027	PK

Profile: 2360091R	Page No.: 94
Engineer: Juliuszhou	
Site: AC5	Time: 2021/05/27 - 09:46
Limit: FCC_Part15.209_RE(3m)	Margin: 0
Probe: Horn_3117_00123988_(1-18GHz)	Polarity: Horizontal
EUT: VR All-In-One Headset	Power: 120Vac / 60Hz
Note: Mode 4:Transmit at 2437MHz by 802.11n40	

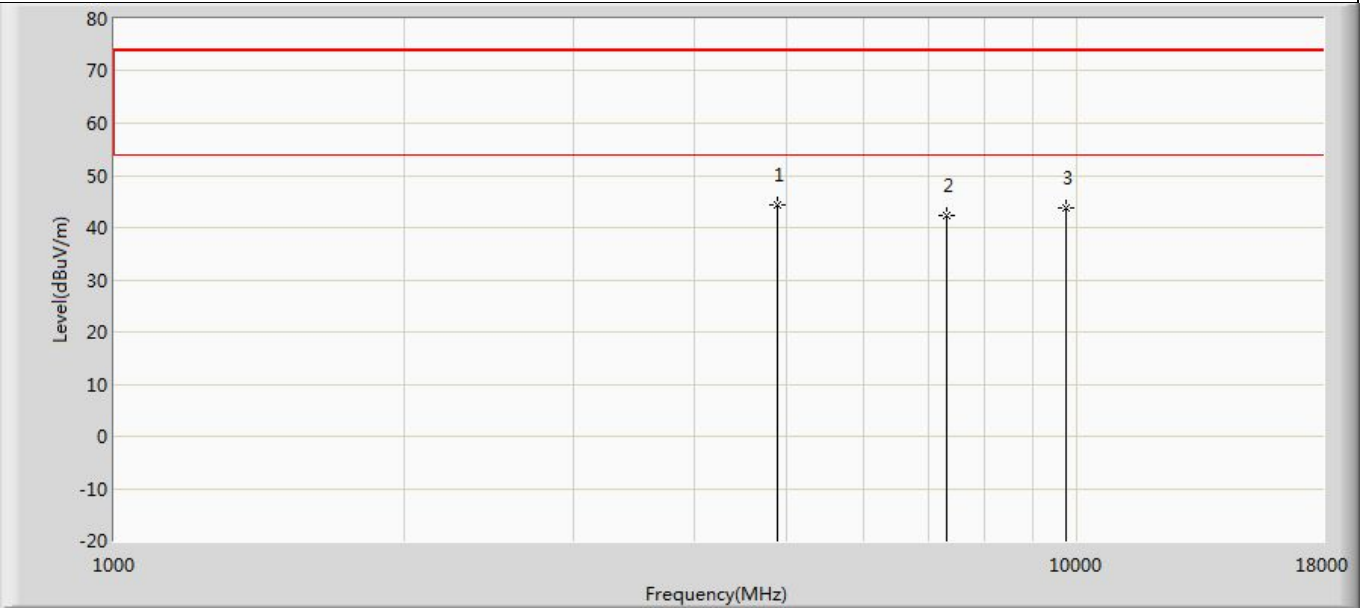

No	Mark	Frequency (MHz)	Measure Level (dBuV/m)	Reading Level (dBuV)	Over Limit (dB)	Limit (dBuV/m)	Factor (dB)	Type
1	*	4876.000	44.354	49.115	-29.646	74.000	-4.761	PK
2		7311.000	42.189	43.149	-31.811	74.000	-0.960	PK
3		9748.000	43.736	40.709	-30.264	74.000	3.027	PK

Profile: 2360091R	Page No.: 95
Engineer: Juliuszhou	
Site: AC5	Time: 2021/05/27 - 09:46
Limit: FCC_Part15.209_RE(3m)	Margin: 0
Probe: Horn_3117_00123988_(1-18GHz)	Polarity: Vertical
EUT: VR All-In-One Headset	Power: 120Vac / 60Hz
Note: Mode 4:Transmit at 2452MHz by 802.11n40	

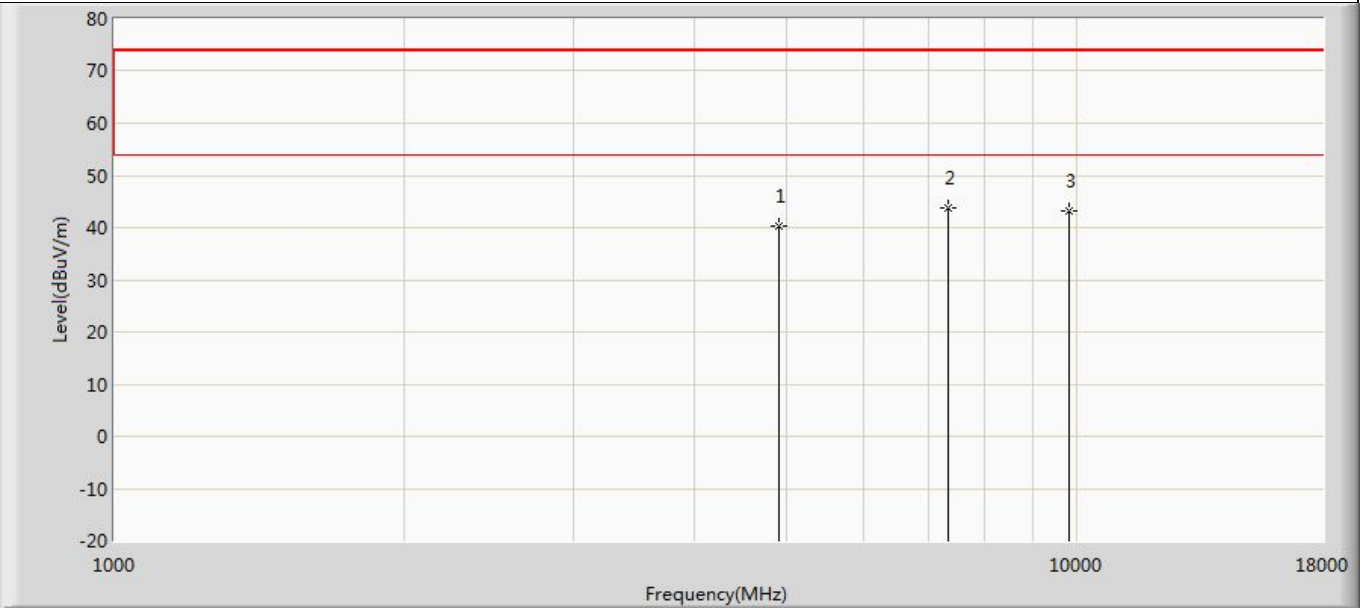

No	Mark	Frequency (MHz)	Measure Level (dBuV/m)	Reading Level (dBuV)	Over Limit (dB)	Limit (dBuV/m)	Factor (dB)	Type
1		4904.000	40.198	45.191	-33.802	74.000	-4.993	PK
2	*	7356.000	43.815	44.854	-30.185	74.000	-1.038	PK
3		9808.000	43.312	40.633	-30.688	74.000	2.678	PK

Profile: 2360091R	Page No.: 96
Engineer: Juliuszhou	
Site: AC5	Time: 2021/05/27 - 09:47
Limit: FCC_Part15.209_RE(3m)	Margin: 0
Probe: Horn_3117_00123988_(1-18GHz)	Polarity: Horizontal
EUT: VR All-In-One Headset	Power: 120Vac / 60Hz
Note: Mode 4:Transmit at 2452MHz by 802.11n40	

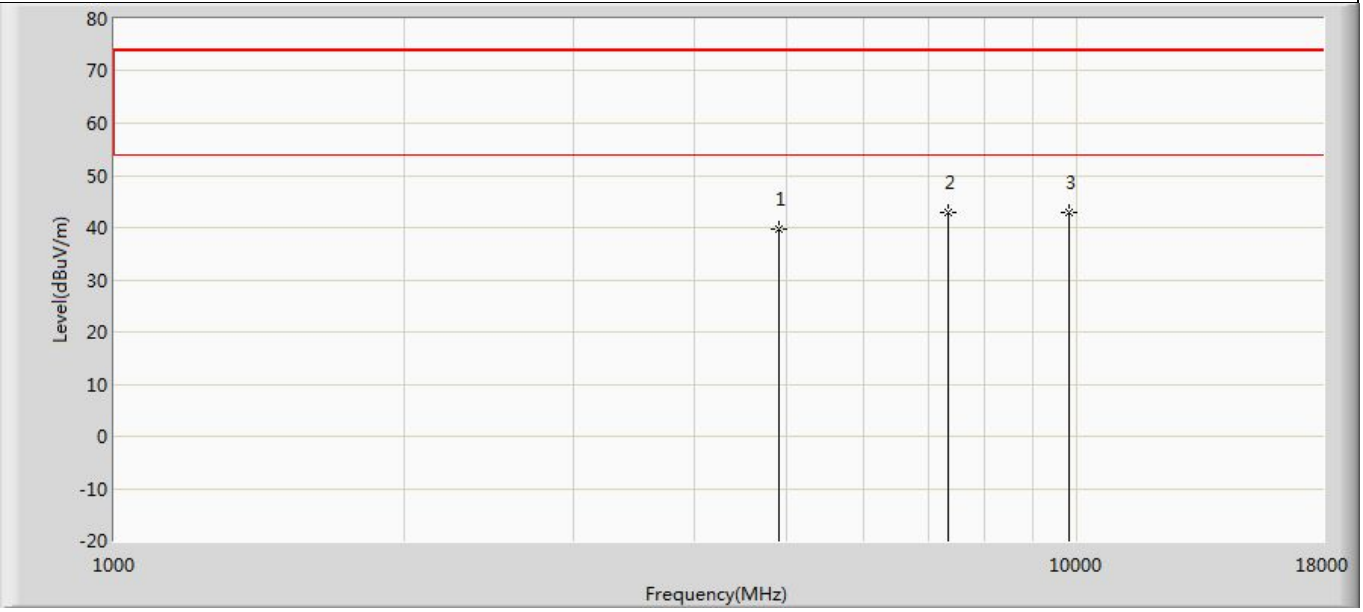

No	Mark	Frequency (MHz)	Measure Level (dBuV/m)	Reading Level (dBuV)	Over Limit (dB)	Limit (dBuV/m)	Factor (dB)	Type
1		4904.000	39.715	44.708	-34.285	74.000	-4.993	PK
2	*	7356.000	42.947	43.986	-31.053	74.000	-1.038	PK
3		9808.000	42.886	40.207	-31.114	74.000	2.678	PK

Profile: 2360091R	Page No.: 159
Engineer: Juliuszhou	
Site: AC5	Time: 2021/06/03 - 10:27
Limit: FCC_Part15.209_RE(3m)	Margin: 0
Probe: Horn_3117_00123988_(1-18GHz)	Polarity: Vertical
EUT: VR All-In-One Headset	Power: 120Vac / 60Hz
Note: Mode 5:Transmit at 2412MHz by 802.11ax20	

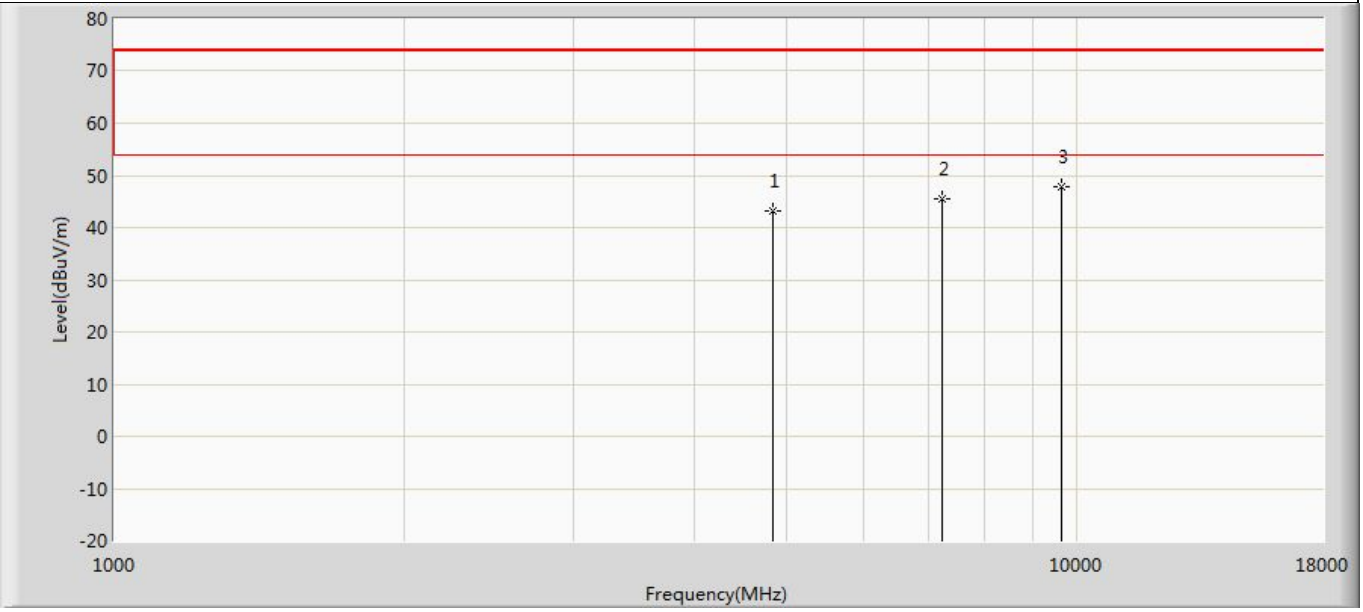

No	Mark	Frequency (MHz)	Measure Level (dBuV/m)	Reading Level (dBuV)	Over Limit (dB)	Limit (dBuV/m)	Factor (dB)	Type
1		4824.000	43.141	48.300	-30.859	74.000	-5.159	PK
2		7236.000	45.397	46.285	-28.603	74.000	-0.888	PK
3	*	9648.000	47.868	44.182	-26.132	74.000	3.686	PK

Profile: 2360091R	Page No.: 160
Engineer: Juliuszhou	
Site: AC5	Time: 2021/06/03 - 10:27
Limit: FCC_Part15.209_RE(3m)	Margin: 0
Probe: Horn_3117_00123988_(1-18GHz)	Polarity: Horizontal
EUT: VR All-In-One Headset	Power: 120Vac / 60Hz
Note: Mode 5:Transmit at 2412MHz by 802.11ax20	

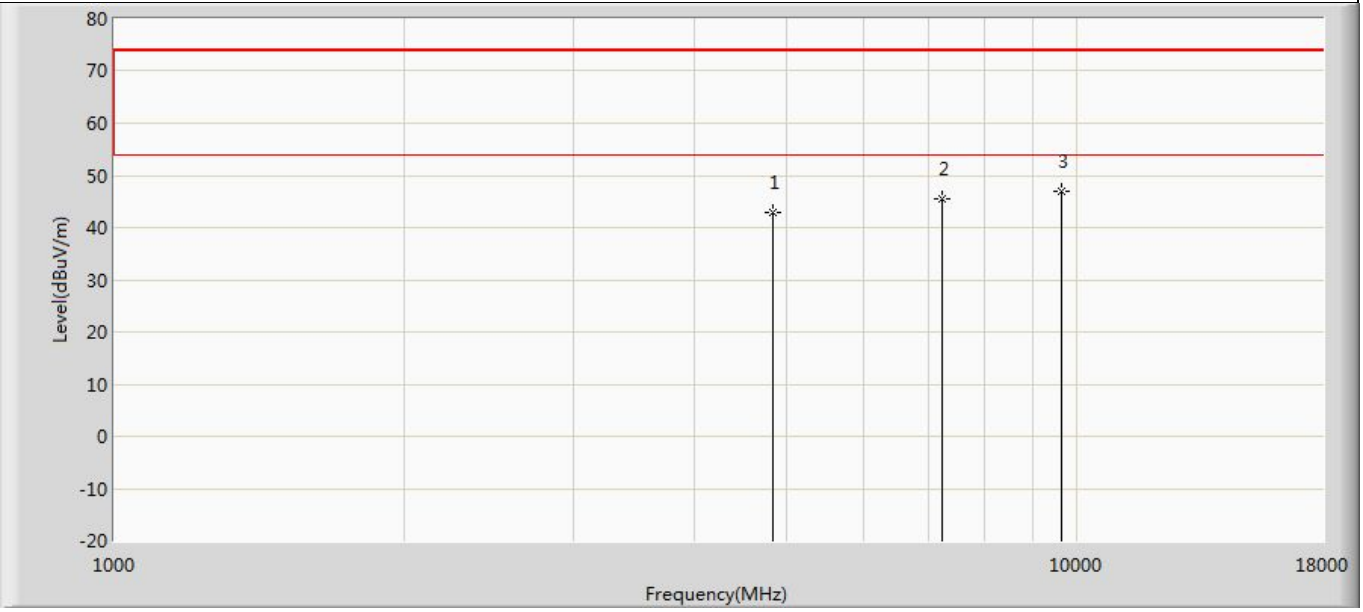

No	Mark	Frequency (MHz)	Measure Level (dBuV/m)	Reading Level (dBuV)	Over Limit (dB)	Limit (dBuV/m)	Factor (dB)	Type
1		4824.000	43.001	48.160	-30.999	74.000	-5.159	PK
2		7236.000	45.577	46.465	-28.423	74.000	-0.888	PK
3	*	9648.000	47.007	43.321	-26.993	74.000	3.686	PK

Profile: 2360091R	Page No.: 161
Engineer: Juliuszhou	
Site: AC5	Time: 2021/06/03 - 10:28
Limit: FCC_Part15.209_RE(3m)	Margin: 0
Probe: Horn_3117_00123988_(1-18GHz)	Polarity: Vertical
EUT: VR All-In-One Headset	Power: 120Vac / 60Hz
Note: Mode 5:Transmit at 2437MHz by 802.11ax20	

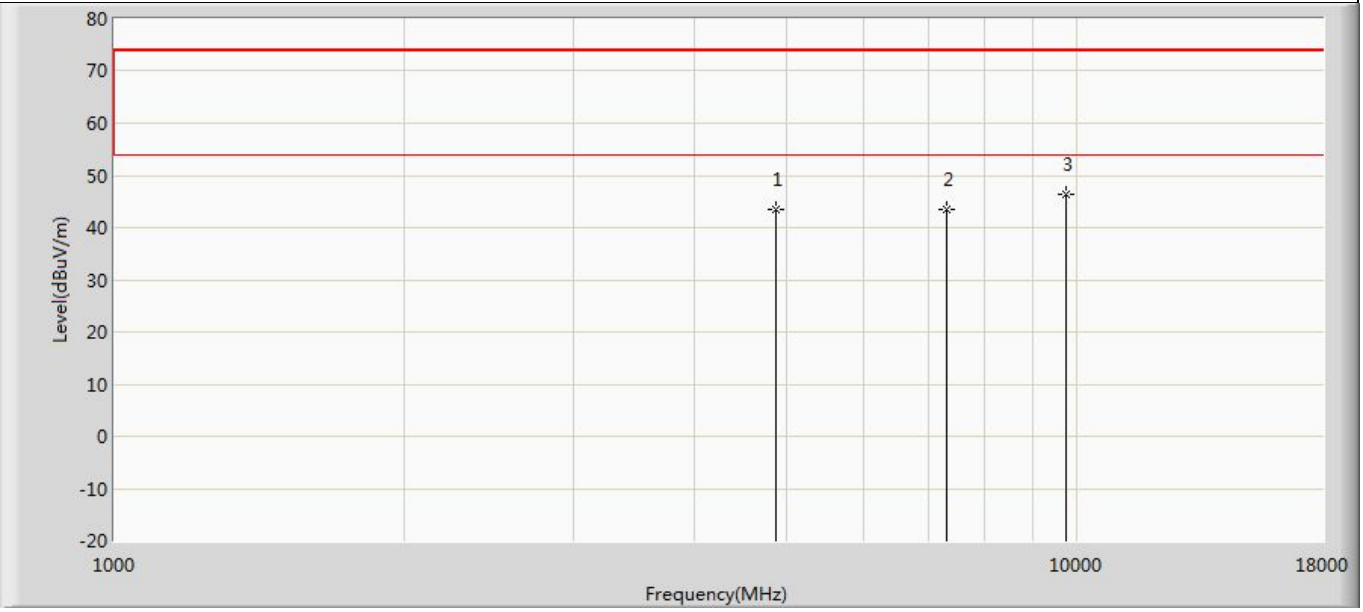

No	Mark	Frequency (MHz)	Measure Level (dBuV/m)	Reading Level (dBuV)	Over Limit (dB)	Limit (dBuV/m)	Factor (dB)	Type
1		4874.000	43.504	48.281	-30.496	74.000	-4.777	PK
2		7311.000	43.596	44.556	-30.404	74.000	-0.960	PK
3	*	9748.000	46.254	43.227	-27.746	74.000	3.027	PK

Profile: 2360091R	Page No.: 162
Engineer: Juliuszhou	
Site: AC5	Time: 2021/06/03 - 10:28
Limit: FCC_Part15.209_RE(3m)	Margin: 0
Probe: Horn_3117_00123988_(1-18GHz)	Polarity: Horizontal
EUT: VR All-In-One Headset	Power: 120Vac / 60Hz
Note: Mode 5:Transmit at 2437MHz by 802.11ax20	

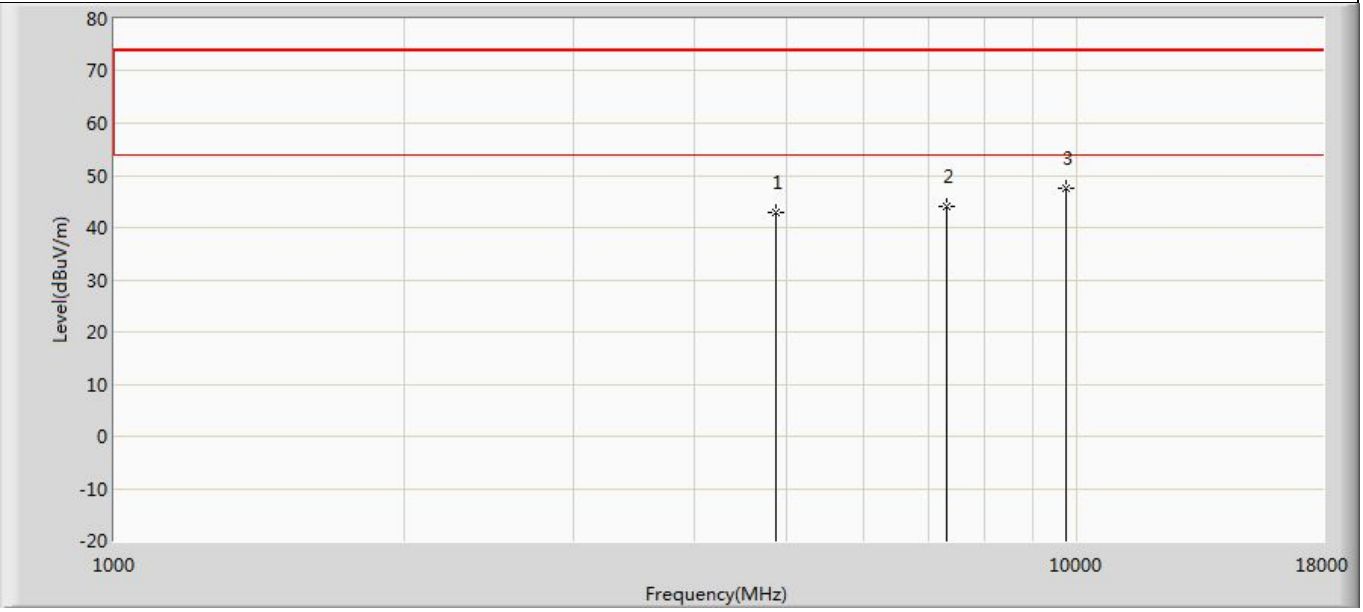

No	Mark	Frequency (MHz)	Measure Level (dBuV/m)	Reading Level (dBuV)	Over Limit (dB)	Limit (dBuV/m)	Factor (dB)	Type
1		4874.000	42.992	47.769	-31.008	74.000	-4.777	PK
2		7311.000	44.172	45.132	-29.828	74.000	-0.960	PK
3	*	9748.000	47.444	44.417	-26.556	74.000	3.027	PK

Profile: 2360091R	Page No.: 163
Engineer: Juliuszhou	
Site: AC5	Time: 2021/06/03 - 10:28
Limit: FCC_Part15.209_RE(3m)	Margin: 0
Probe: Horn_3117_00123988_(1-18GHz)	Polarity: Vertical
EUT: VR All-In-One Headset	Power: 120Vac / 60Hz
Note: Mode 5:Transmit at 2462MHz by 802.11ax20	

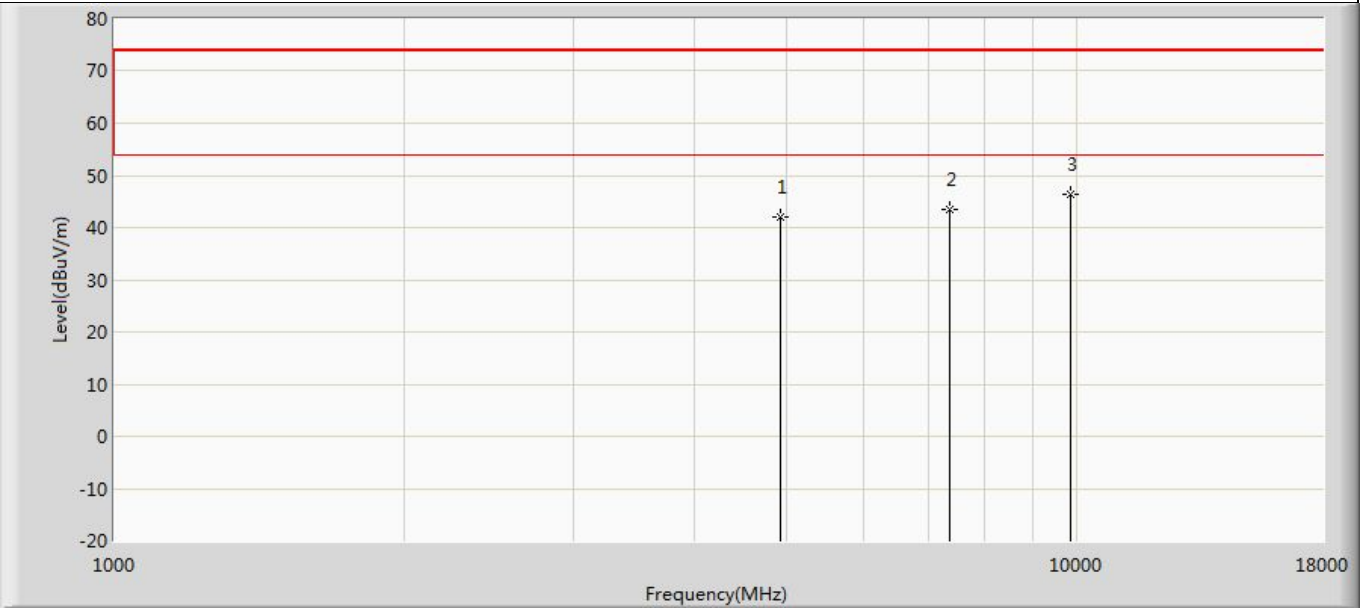

No	Mark	Frequency (MHz)	Measure Level (dBuV/m)	Reading Level (dBuV)	Over Limit (dB)	Limit (dBuV/m)	Factor (dB)	Type
1		4924.000	41.930	46.813	-32.070	74.000	-4.883	PK
2		7386.000	43.474	44.535	-30.526	74.000	-1.061	PK
3	*	9848.000	46.391	43.274	-27.609	74.000	3.116	PK

Profile: 2360091R	Page No.: 164
Engineer: Juliuszhou	
Site: AC5	Time: 2021/06/03 - 10:28
Limit: FCC_Part15.209_RE(3m)	Margin: 0
Probe: Horn_3117_00123988_(1-18GHz)	Polarity: Horizontal
EUT: VR All-In-One Headset	Power: 120Vac / 60Hz
Note: Mode 5:Transmit at 2462MHz by 802.11ax20	

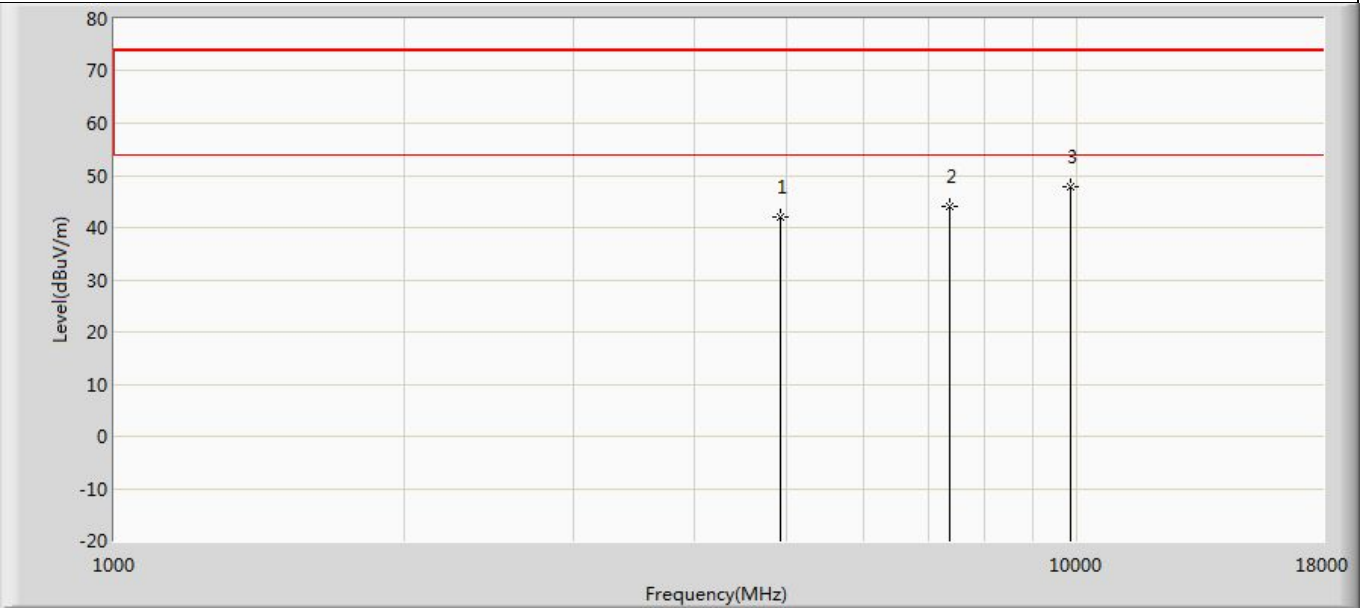

No	Mark	Frequency (MHz)	Measure Level (dBuV/m)	Reading Level (dBuV)	Over Limit (dB)	Limit (dBuV/m)	Factor (dB)	Type
1		4924.000	41.994	46.877	-32.006	74.000	-4.883	PK
2		7386.000	44.105	45.166	-29.895	74.000	-1.061	PK
3	*	9848.000	47.806	44.689	-26.194	74.000	3.116	PK

Profile: 2360091R	Page No.: 165
Engineer: Juliuszhou	
Site: AC5	Time: 2021/06/03 - 10:28
Limit: FCC_Part15.209_RE(3m)	Margin: 0
Probe: Horn_3117_00123988_(1-18GHz)	Polarity: Vertical
EUT: VR All-In-One Headset	Power: 120Vac / 60Hz
Note: Mode 6:Transmit at 2422MHz by 802.11ax40	

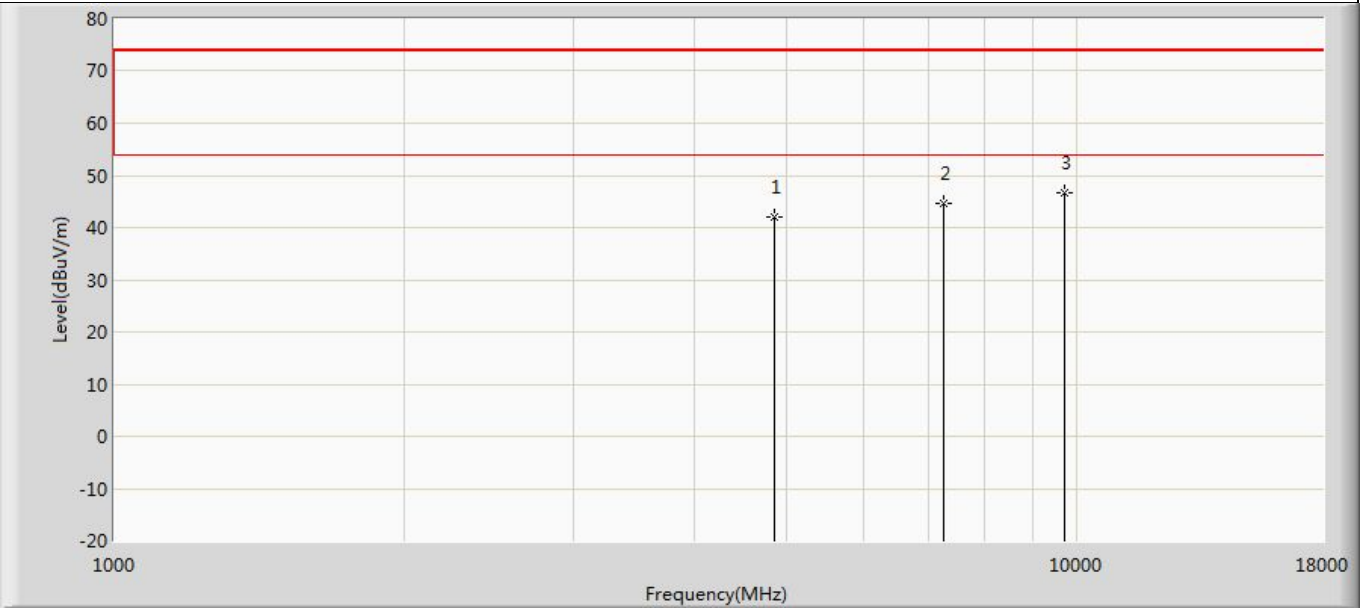

No	Mark	Frequency (MHz)	Measure Level (dBuV/m)	Reading Level (dBuV)	Over Limit (dB)	Limit (dBuV/m)	Factor (dB)	Type
1		4844.000	42.107	47.054	-31.893	74.000	-4.946	PK
2		7266.000	44.712	45.529	-29.288	74.000	-0.817	PK
3	*	9688.000	46.611	43.089	-27.389	74.000	3.521	PK

Profile: 2360091R	Page No.: 166
Engineer: Juliuszhou	
Site: AC5	Time: 2021/06/03 - 10:28
Limit: FCC_Part15.209_RE(3m)	Margin: 0
Probe: Horn_3117_00123988_(1-18GHz)	Polarity: Horizontal
EUT: VR All-In-One Headset	Power: 120Vac / 60Hz
Note: Mode 6:Transmit at 2422MHz by 802.11ax40	

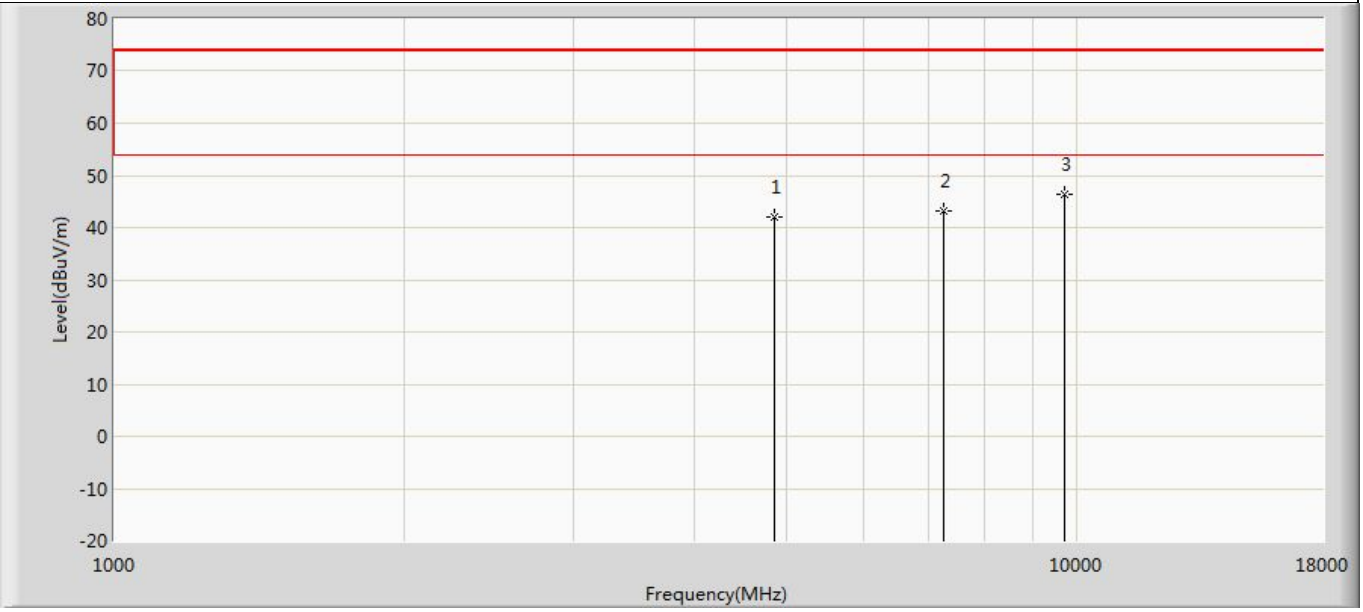

No	Mark	Frequency (MHz)	Measure Level (dBuV/m)	Reading Level (dBuV)	Over Limit (dB)	Limit (dBuV/m)	Factor (dB)	Type
1		4844.000	42.021	46.968	-31.979	74.000	-4.946	PK
2		7266.000	43.250	44.067	-30.750	74.000	-0.817	PK
3	*	9688.000	46.434	42.912	-27.566	74.000	3.521	PK

Profile: 2360091R	Page No.: 167
Engineer: Juliuszhou	
Site: AC5	Time: 2021/06/03 - 10:28
Limit: FCC_Part15.209_RE(3m)	Margin: 0
Probe: Horn_3117_00123988_(1-18GHz)	Polarity: Vertical
EUT: VR All-In-One Headset	Power: 120Vac / 60Hz
Note: Mode 6:Transmit at 2437MHz by 802.11ax40	

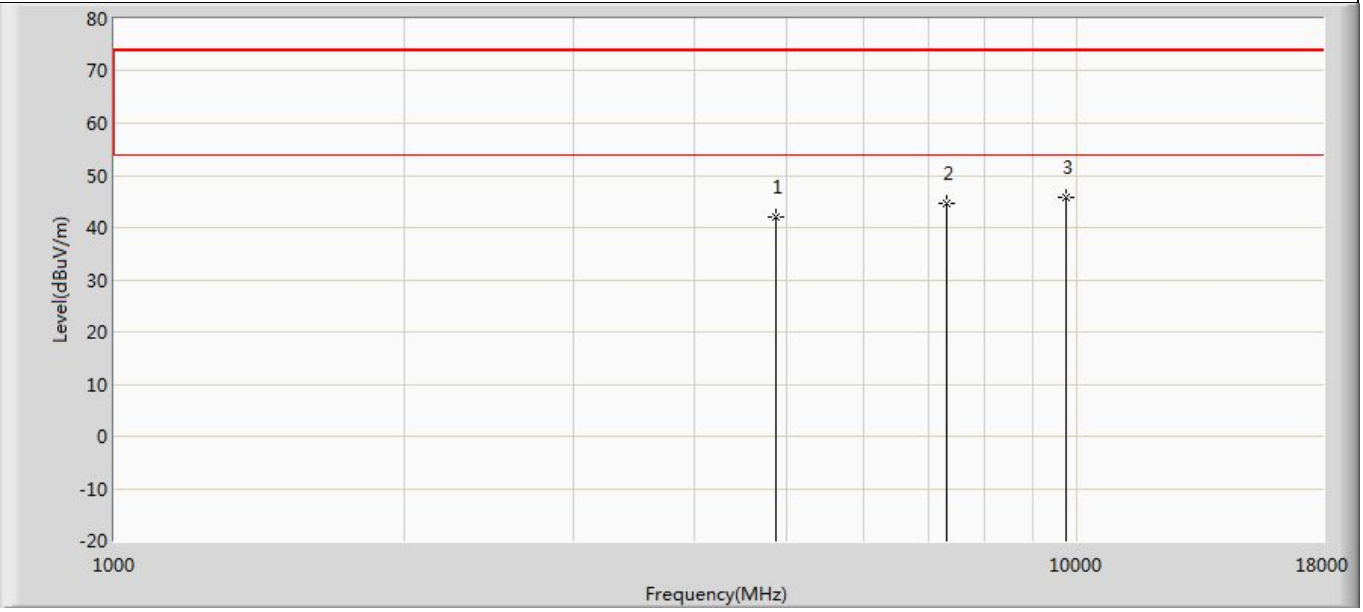

No	Mark	Frequency (MHz)	Measure Level (dBuV/m)	Reading Level (dBuV)	Over Limit (dB)	Limit (dBuV/m)	Factor (dB)	Type
1		4874.000	41.942	46.719	-32.058	74.000	-4.777	PK
2		7311.000	44.511	45.471	-29.489	74.000	-0.960	PK
3	*	9748.000	45.700	42.673	-28.300	74.000	3.027	PK

Profile: 2360091R	Page No.: 168
Engineer: Juliuszhou	
Site: AC5	Time: 2021/06/03 - 10:28
Limit: FCC_Part15.209_RE(3m)	Margin: 0
Probe: Horn_3117_00123988_(1-18GHz)	Polarity: Horizontal
EUT: VR All-In-One Headset	Power: 120Vac / 60Hz
Note: Mode 6:Transmit at 2437MHz by 802.11ax40	

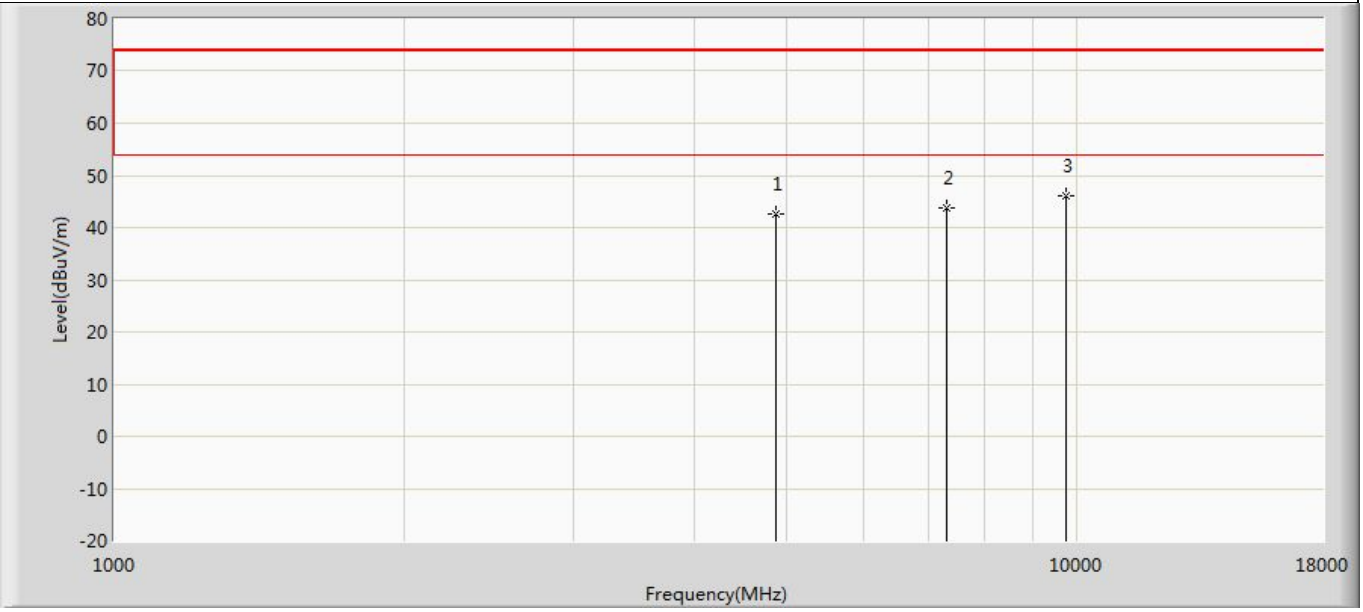

No	Mark	Frequency (MHz)	Measure Level (dBuV/m)	Reading Level (dBuV)	Over Limit (dB)	Limit (dBuV/m)	Factor (dB)	Type
1		4874.000	42.663	47.440	-31.337	74.000	-4.777	PK
2		7311.000	43.851	44.811	-30.149	74.000	-0.960	PK
3	*	9748.000	46.110	43.083	-27.890	74.000	3.027	PK

Profile: 2360091R	Page No.: 169
Engineer: Juliuszhou	
Site: AC5	Time: 2021/06/03 - 10:28
Limit: FCC_Part15.209_RE(3m)	Margin: 0
Probe: Horn_3117_00123988_(1-18GHz)	Polarity: Vertical
EUT: VR All-In-One Headset	Power: 120Vac / 60Hz
Note: Mode 6:Transmit at 2452MHz by 802.11ax40	

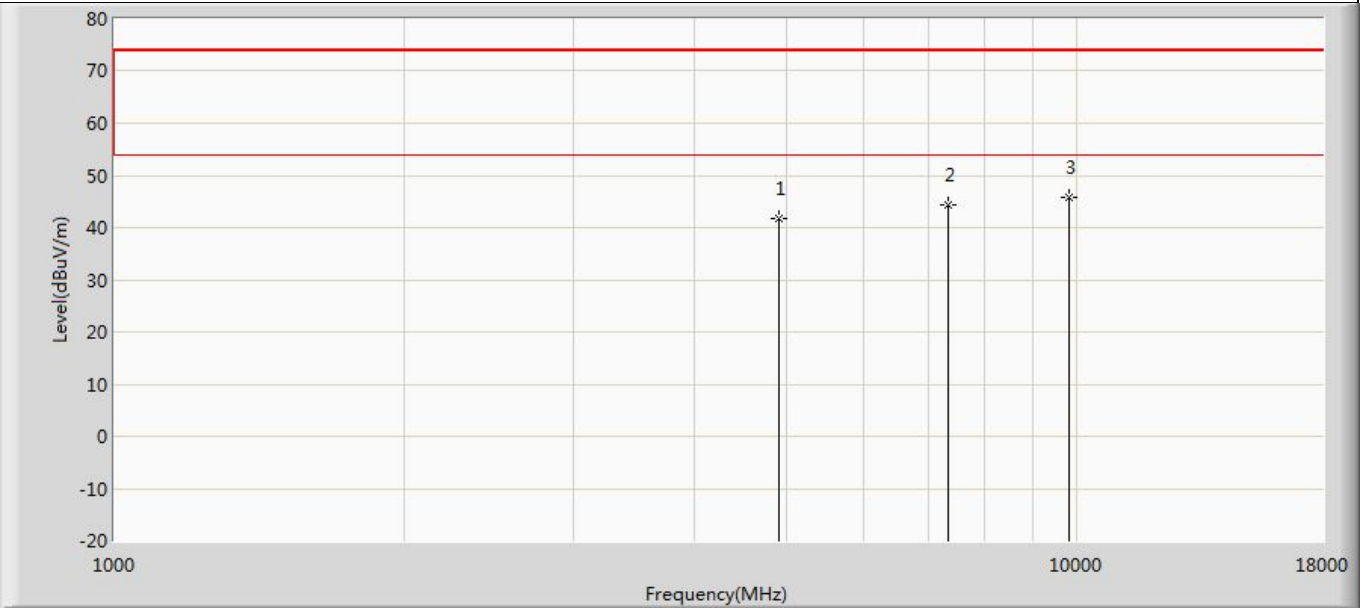

No	Mark	Frequency (MHz)	Measure Level (dBuV/m)	Reading Level (dBuV)	Over Limit (dB)	Limit (dBuV/m)	Factor (dB)	Type
1		4904.000	41.723	46.716	-32.277	74.000	-4.993	PK
2		7356.000	44.241	45.280	-29.759	74.000	-1.038	PK
3	*	9808.000	45.855	43.176	-28.145	74.000	2.678	PK

Profile: 2360091R	Page No.: 170
Engineer: Juliuszhou	
Site: AC5	Time: 2021/06/03 - 10:28
Limit: FCC_Part15.209_RE(3m)	Margin: 0
Probe: Horn_3117_00123988_(1-18GHz)	Polarity: Horizontal
EUT: VR All-In-One Headset	Power: 120Vac / 60Hz
Note: Mode 6:Transmit at 2452MHz by 802.11ax40	

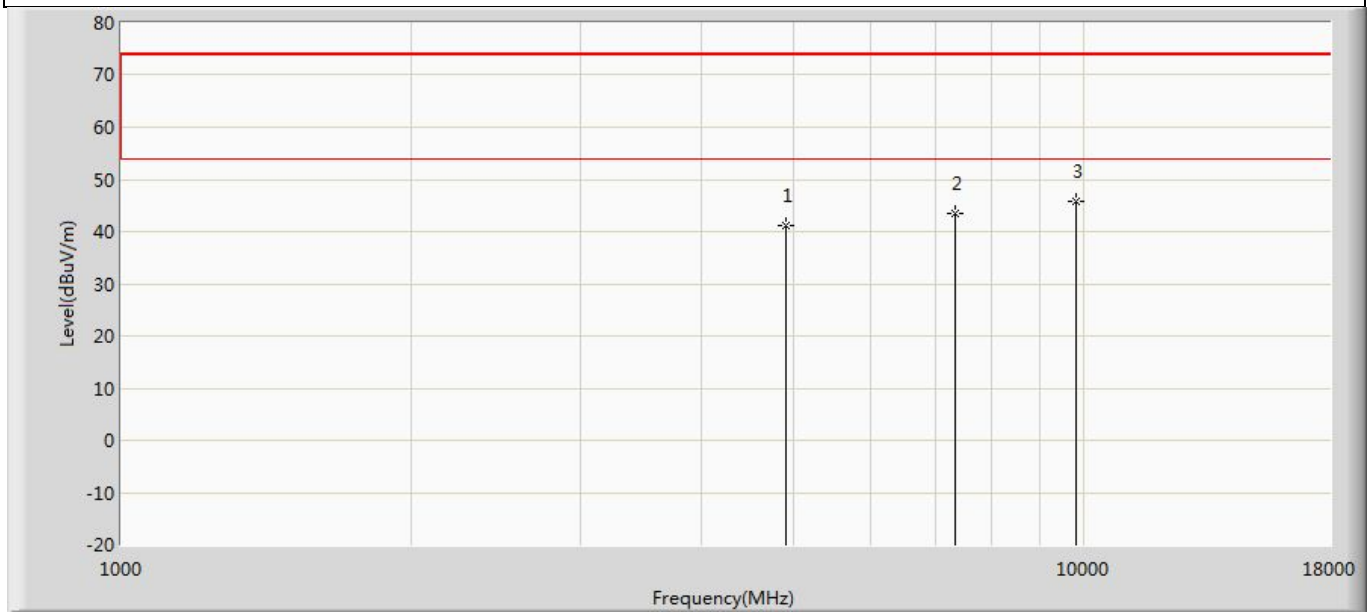

No	Mark	Frequency (MHz)	Measure Level (dBuV/m)	Reading Level (dBuV)	Over Limit (dB)	Limit (dBuV/m)	Factor (dB)	Type
1		4904.000	41.161	46.154	-32.839	74.000	-4.993	PK
2		7356.000	43.623	44.662	-30.377	74.000	-1.038	PK
3	*	9808.000	45.690	43.011	-28.310	74.000	2.678	PK

Note:
1. Measured Level = Reading Level + Factor.
2. The test frequency range, 9kHz~30MHz, 18GHz~26GHz, both of the worst case are at least 20dB below the limits, therefore no data appear in the report.
3. This limit applies for using average detector, if the test result on peak is lower than average limit, then average measurement needn't be performed.
4. As the radiated emission was performed, so conducted emission was not tested.
5. We evaluated SISO MIMO mode, shown in the report is the worst data.

The worst case of Radiated Emission below 1GHz:

Profile: 2360091R	Page No.: 13
Engineer: wangyingfei	
Site: AC2	Time: 2021/06/15 - 22:23
Limit: FCC_Part15.209_RE(3m)	Margin: 0
Probe: AC3_3m (30-1000MHz)	Polarity: Horizontal
EUT: VR All-In-One Headset	Power: 120Vac / 60Hz
Note: Simultaneous transmission with BT + 5G WIFI+2.4G WIFI	

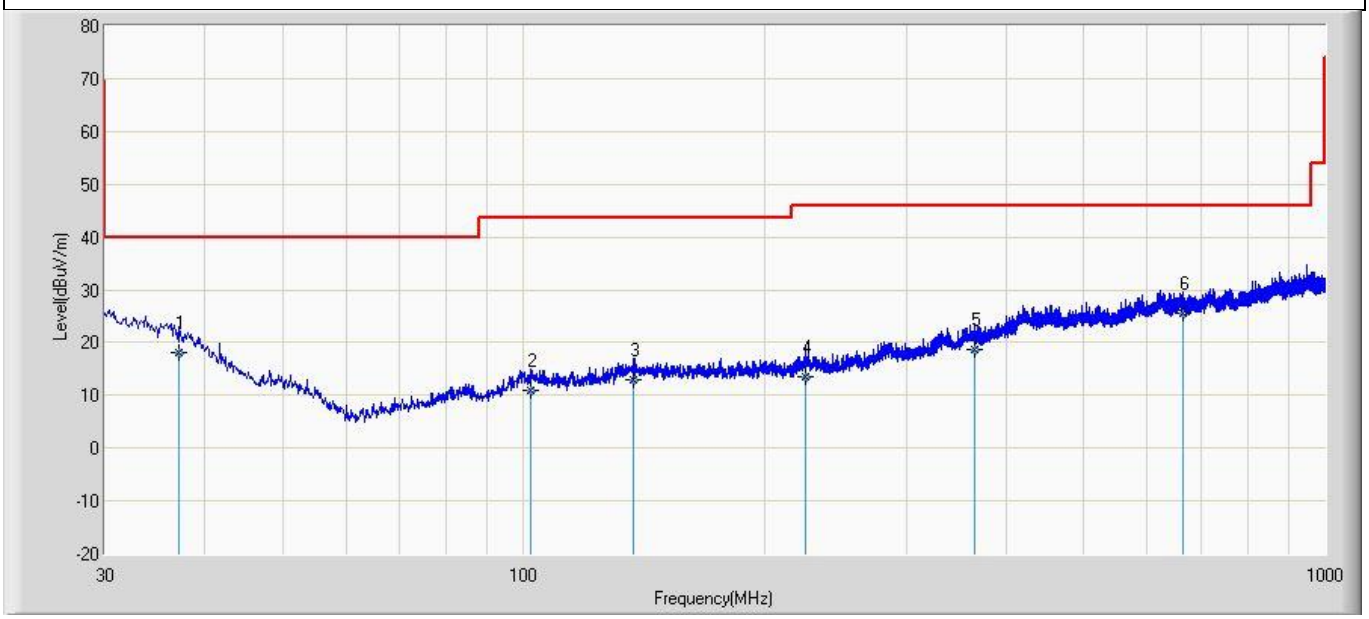

No	Mark	Frequency (MHz)	Measure Level (dBuV/m)	Reading Level (dBuV)	Over Limit (dB)	Limit (dBuV/m)	Factor (dB)	Ant Pos (cm)	Table Pos (deg)	Type
1		37.033	18.169	-6.437	-21.831	40.000	24.606	200	217	QP
2		102.144	11.015	-5.529	-32.485	43.500	16.543	100	108	QP
3		136.821	12.949	-4.602	-30.551	43.500	17.551	200	197	QP
4		224.849	13.574	-5.017	-32.426	46.000	18.591	100	307	QP
5		365.135	18.641	-5.221	-27.359	46.000	23.862	100	55	QP
6	*	665.107	25.685	-3.572	-20.315	46.000	29.257	100	248	QP

Profile: 2360091R	Page No.: 14
Engineer: wangyingfei	
Site: AC2	Time: 2021/06/15 - 22:25
Limit: FCC_Part15.209_RE(3m)	Margin: 0
Probe: AC3_3m (30-1000MHz)	Polarity: Vertical
EUT: VR All-In-One Headset	Power: 120Vac / 60Hz
Note: Simultaneous transmission with BT + 5G WIFI+2.4G WIFI	

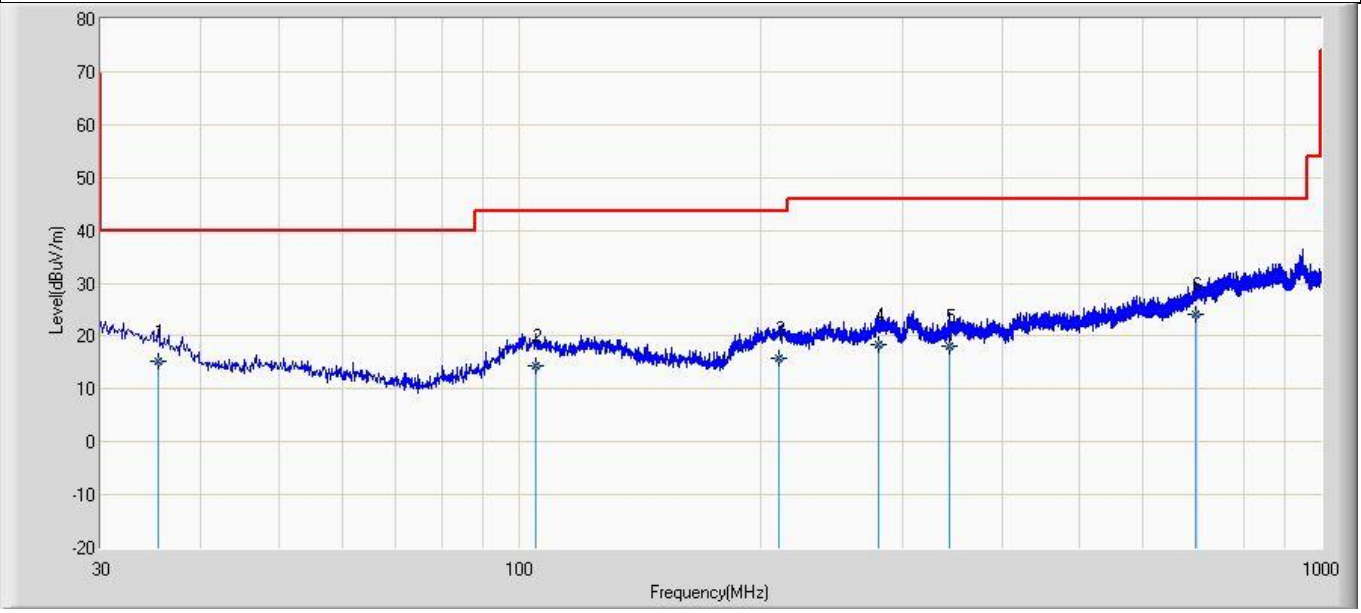

No	Mark	Frequency (MHz)	Measure Level (dBuV/m)	Reading Level (dBuV)	Over Limit (dB)	Limit (dBuV/m)	Factor (dB)	Ant Pos (cm)	Table Pos (deg)	Type
1		35.335	15.245	-6.948	-24.755	40.000	22.193	100	227	QP
2		104.569	14.442	-7.491	-29.058	43.500	21.934	100	169	QP
3		210.420	15.863	-7.358	-27.637	43.500	23.221	200	316	QP
4		280.503	18.429	-6.108	-27.571	46.000	24.537	200	127	QP
5		343.189	17.998	-5.623	-28.002	46.000	23.621	100	95	QP
6	*	698.088	24.167	-5.678	-21.833	46.000	29.846	200	268	QP

Note:
1. All Readings below 1GHz are Quasi-Peak, above are performed with peak and/or average measurements as necessary.
2. " * ", means this data is the worst emission level.
3. Measurement Level = Reading Level + Factor(Probe+Cable-Amp)