SAR MEASUREMENT									
Depth of Liquid (cm):>15				Relative Humidity (%): 51.1					
Product: Smartphone									
Test Mode: PCS1900 with GMSK modulation									
Position	**Mode**	**Ch.**	**Fr. (MHz)**	**Power Drift (<±5%)**	**SAR (1g) (W/kg)**	**Max. Tune-up Power (dBm)**	**Meas. output Power (dBm)**	**Scaled SAR (W/Kg)**	**Limit (W/kg)**
SIM 1 Card									
Left Cheek	voice	661	1880.0	0.22	**0.391**	29.40	29.36	**0.395**	1.6
Left Tilt	voice	661	1880.0	-0.03	0.108	29.40	29.36	0.109	1.6
Right Cheek	voice	661	1880.0	-0.02	0.326	29.40	29.36	0.329	1.6
Right Tilt	voice	661	1880.0	-0.11	0.066	29.40	29.36	0.067	1.6
Body back	voice	661	1880.0	0.05	**0.608**	29.40	29.36	**0.614**	1.6
Body front	voice	661	1880.0	0.32	0.549	29.40	29.36	0.554	1.6
Body back	GPRS-3 slot	661	1880	0.19	**0.752**	26.50	26.41	**0.768**	1.6
Body front	GPRS-3 slot	661	1880.0	0.08	0.643	26.50	26.41	0.656	1.6
Edge 2(Right)	GPRS-3 slot	661	1880.0	-0.01	0.154	26.50	26.41	0.157	1.6
Edge 3(Bottom)	GPRS-3 slot	661	1880.0	0.06	0.481	26.50	26.41	0.491	1.6
Edge 4(Left)	GPRS-3 slot	661	1880.0	-0.27	0.162	26.50	26.41	0.165	1.6

Note:
· When the 1-g Reported SAR is ≤ 0.8 W/kg, testing for low and high channel is optional. Refer to KDB 447498.
·The test separation for body back, body front and 4 Edges is 10mm of all above table.

Any report having not been signed by authorized approver, or having been altered without authorization, or having not been stamped by the "Dedicated Testing/Inspection Stamp" is deemed to be invalid. Copying or excerpting portion of, or altering the content of the report is not permitted without the written authorization of AGC. The test results presented in the report apply only to the tested sample. Any objections to report issued by AGC should be submitted to AGC within 15days after the issuance of the test report. Further enquiry of validity or verification of the test report should be addressed to AGC by agc@agc-cert.com.

SAR MEASUREMENT									
Depth of Liquid (cm):>15				Relative Humidity (%): 51.1					
Product: Smartphone									
Test Mode: WCDMA Band II with QPSK modulation									
Position	**Mode**	**Ch.**	**Fr. (MHz)**	**Power Drift (<±5%)**	**SAR (1g) (W/kg)**	**Max. Tune-up Power (dBm)**	**Meas. output Power (dBm)**	**Scaled SAR (W/Kg)**	**Limit (W/kg)**
Left Cheek	RMC 12.2kbps	9400	1880	0.31	0.619	22.80	22.76	0.625	1.6
Left Tilt	RMC 12.2kbps	9400	1880	0.25	0.139	22.80	22.76	0.140	1.6
Right Cheek	RMC 12.2kbps	9400	1880	-0.26	**0.686**	22.80	22.76	**0.692**	1.6
Right Tilt	RMC 12.2kbps	9400	1880	-0.14	0.111	22.80	22.76	0.112	1.6
Body back	RMC 12.2kbps	9262	1852.4	-0.16	1.091	22.80	22.63	1.135	1.6
Body back	RMC 12.2kbps	9400	1880	0.02	**1.114**	22.80	22.76	1.124	1.6
Body back	RMC 12.2kbps	9538	1907.6	0.23	1.090	22.80	22.54	**1.157**	1.6
Body front	RMC 12.2kbps	9262	1852.4	-0.15	1.029	22.80	22.63	1.070	1.6
Body front	RMC 12.2kbps	9400	1880	-0.06	1.006	22.80	22.76	1.015	1.6
Body front	RMC 12.2kbps	9538	1907.6	0.24	1.028	22.80	22.54	1.091	1.6
Edge 2(Right)	RMC 12.2kbps	9400	1880	-0.10	0.264	22.80	22.76	0.266	1.6
Edge 3(Bottom)	RMC 12.2kbps	9400	1880	-0.02	0.713	22.80	22.76	0.720	1.6
Edge 4(Left)	RMC 12.2kbps	9400	1880	0.35	0.328	22.80	22.76	0.331	1.6

Note:
· When the 1-g Reported SAR is ≤ 0.8 W/kg, testing for low and high channel is optional. Refer to KDB 447498.
·The test separation for body back, body front and 4 Edges is 10mm of all above table.

Any report having not been signed by authorized approver, or having been altered without authorization, or having not been stamped by the "Dedicated Testing/Inspection Stamp" is deemed to be invalid. Copying or excerpting portion of, or altering the content of the report is not permitted without the written authorization of AGC. The test results presented in the report apply only to the tested sample. Any objections to report issued by AGC should be submitted to AGC within 15days after the issuance of the test report. Further enquiry of validity or verification of the test report should be addressed to AGC by agc@agc-cert.com.

SAR MEASUREMENT									
Depth of Liquid (cm):>15				Relative Humidity (%): 50.4					
Product: Smartphone									
Test Mode: WCDMA Band V with QPSK modulation									
Position	**Mode**	**Ch.**	**Fr. (MHz)**	**Power Drift (<±5%)**	**SAR (1g) (W/kg)**	**Max. Tune-up Power (dBm)**	**Meas. output Power (dBm)**	**Scaled SAR (W/Kg)**	**Limit (W/kg)**
Left Cheek	RMC 12.2kbps	4183	836.6	0.24	0.243	23.80	23.70	0.249	1.6
Left Tilt	RMC 12.2kbps	4183	836.6	-0.18	0.161	23.80	23.70	0.165	1.6
Right Cheek	RMC 12.2kbps	4183	836.6	0.52	**0.249**	23.80	23.70	**0.255**	1.6
Right Tilt	RMC 12.2kbps	4183	836.6	-0.31	0.166	23.80	23.70	0.170	1.6
Body back	RMC 12.2kbps	4183	836.6	-0.04	**0.373**	23.80	23.70	**0.382**	1.6
Body front	RMC 12.2kbps	4183	836.6	0.27	0.284	23.80	23.70	0.291	1.6
Edge 2(Right)	RMC 12.2kbps	4183	836.6	-0.10	0.157	23.80	23.70	0.161	1.6
Edge 3(Bottom)	RMC 12.2kbps	4183	836.6	0.06	0.039	23.80	23.70	0.040	1.6
Edge 4(Left)	RMC 12.2kbps	4183	836.6	0.32	0.125	23.80	23.70	0.128	1.6

Note:
· When the 1-g Reported SAR is ≤ 0.8 W/kg, testing for low and high channel is optional. Refer to KDB 447498.
·The test separation for body back, body front and 4 Edges is 10mm of all above table.

Any report having not been signed by authorized approver, or having been altered without authorization, or having not been stamped by the "Dedicated Testing/Inspection Stamp" is deemed to be invalid. Copying or excerpting portion of, or altering the content of the report is not permitted without the written authorization of AGC. The test results presented in the report apply only to the tested sample. Any objections to report issued by AGC should be submitted to AGC within 15days after the issuance of the test report. Further enquiry of validity or verification of the test report should be addressed to AGC by agc@agc-cert.com.

SAR MEASUREMENT													
Depth of Liquid (cm):>15						Relative Humidity (%): 46.3							
Product: Smartphone													
Test Mode: LTE Band 4													
BM MHz	**MOD**	**Position**	**Test Mode**		**Ch.**	**Freq. (MHz)**	**Power Drift (<±5%)**	**SAR (1g) (W/kg)**	**Max. Tuneup Power (dBm)**	**Meas. output Power (dBm)**	**Scaled SAR (W/Kg)**	**Limit (W/kg)**
			UL RB Allocation	**UL RB START**								
20	**QPSK**	Left Cheek	1	0	20175	1732.5	0.17	0.527	24.40	23.93	0.587	1.6
		Left Tilt	1	0	20175	1732.5	0.05	0.262	24.40	23.93	0.292	1.6
		Right Cheek	1	0	20175	1732.5	-0.36	**0.607**	24.40	23.93	**0.676**	1.6
		Right Tilt	1	0	20175	1732.5	-0.24	0.267	24.40	23.93	0.298	1.6
		Body back	1	0	20050	1720	-0.31	0.888	24.40	24.02	0.969	1.6
		Body back	1	0	20175	1732.5	0.05	0.878	24.40	23.93	0.978	1.6
		Body back	1	0	20300	1745	-0.28	0.896	24.40	24.34	0.908	1.6
		Body front	1	0	20050	1720	-0.53	0.933	24.40	24.02	**1.018**	1.6
		Body front	1	0	20175	1732.5	-0.20	0.905	24.40	23.93	1.008	1.6
		Body front	1	0	20300	1745	0.02	**0.945**	24.40	24.34	0.958	1.6
		Edge 2(Right)	1	0	20175	1732.5	-0.12	0.295	24.40	23.93	0.329	1.6
		Edge 3(Bottom)	1	0	20175	1732.5	0.04	0.776	24.40	23.93	0.865	1.6
		Edge 4(Left)	1	0	20175	1732.5	0.16	0.239	24.40	23.93	0.266	1.6

Note:
· When the 1-g Reported SAR is ≤ 0.8 W/kg, testing for low and high channel is optional. Refer to KDB 447498.
·The test separation for body back, body front and 4 Edges is 10mm of all above table.

Any report having not been signed by authorized approver, or having been altered without authorization, or having not been stamped by the "Dedicated Testing/Inspection Stamp" is deemed to be invalid. Copying or excerpting portion of, or altering the content of the report is not permitted without the written authorization of AGC. The test results presented in the report apply only to the tested sample. Any objections to report issued by AGC should be submitted to AGC within 15days after the issuance of the test report. Further enquiry of validity or verification of the test report should be addressed to AGC by agc@agc-cert.com.

SAR MEASUREMENT													
Depth of Liquid (cm):>15						Relative Humidity (%): 51.3							
Product: Smartphone													
Test Mode: LTE Band 7													
BM MHz	MOD	Position	Test Mode		Ch.	Freq. (MHz)	Power Drift (<±5%)	SAR (1g) (W/kg)	Max. Tuneup Power (dBm)	Meas. output Power (dBm)	Scaled SAR (W/Kg)	Limit (W/kg)
			UL RB Allocation	UL RB START								
20	QPSK	Left Cheek	1	0	21100	2535	0.21	0.668	24.10	24.01	0.682	1.6
		Left Tilt	1	0	21100	2535	0.05	0.100	24.10	24.01	0.102	1.6
		Right Cheek	1	0	21100	2535	0.27	**0.725**	24.10	24.01	**0.740**	1.6
		Right Tilt	1	0	21100	2535	-0.43	0.094	24.10	24.01	0.096	1.6
		Body back	1	0	20850	2510	0.16	1.181	24.10	23.94	1.225	1.6
		Body back	1	0	21100	2535	0.25	1.210	24.10	24.01	1.235	1.6
		Body back	1	0	21350	2560	-0.37	**1.278**	24.10	23.87	**1.348**	1.6
		Body front	1	0	20850	2510	-0.04	1.151	24.10	23.94	1.194	1.6
		Body front	1	0	21100	2535	-0.10	1.163	24.10	24.01	1.187	1.6
		Body front	1	0	21350	2560	-0.03	1.180	24.10	23.87	1.244	1.6
		Edge 2(Right)	1	0	21100	2535	-0.05	0.047	24.10	24.01	0.048	1.6
		Edge 3(Bottom)	1	0	20850	2510	0.27	0.958	24.10	23.94	0.994	1.6
		Edge 3(Bottom)	1	0	21100	2535	-0.32	0.939	24.10	24.01	0.959	1.6
		Edge 3(Bottom)	1	0	21350	2560	0.15	0.965	24.10	23.87	1.017	1.6
		Edge 4(Left)	1	0	21100	2535	-0.27	0.045	24.10	24.01	0.046	1.6
		Body back+Ear.	1	0	20850	2510	0.42	1.174	24.10	23.94	1.218	1.6
		Body back+Ear.	1	0	21100	2535	-0.32	1.190	24.10	24.01	1.215	1.6
		Body back+Ear.	1	0	21350	2560	0.38	1.263	24.10	23.87	1.332	1.6

Note:
· When the 1-g Reported SAR is ≤ 0.8 W/kg, testing for low and high channel is optional. Refer to KDB 447498.
·The test separation for body back, body front and 4 Edges is 10mm of all above table.

Any report having not been signed by authorized approver, or having been altered without authorization, or having not been stamped by the "Dedicated Testing/Inspection Stamp" is deemed to be invalid. Copying or excerpting portion of, or altering the content of the report is not permitted without the written authorization of AGC. The test results presented in the report apply only to the tested sample. Any objections to report issued by AGC should be submitted to AGC within 15days after the issuance of the test report. Further enquiry of validity or verification of the test report should be addressed to AGC by agc@agc-cert.com.

SAR MEASUREMENT									
Depth of Liquid (cm):>15				Relative Humidity (%): 48.2					
Product: Smartphone									
Test Mode:802.11b									
Position	**Mode**	**Ch.**	**Fr. (MHz)**	**Power Drift (<±5%)**	**SAR (1g) (W/kg)**	**Max. Tune-up Power (dBm)**	**Meas. output Power (dBm)**	**Scaled SAR (W/Kg)**	**Limit (W/kg)**
Left Cheek	DTS	6	2437	0.05	0.150	10.30	10.24	0.152	1.6
Left Tilt	DTS	6	2437	0.32	0.092	10.30	10.24	0.093	1.6
Right Cheek	DTS	6	2437	-0.05	**0.259**	10.30	10.24	**0.263**	1.6
Right Tilt	DTS	6	2437	-0.24	0.182	10.30	10.24	0.185	1.6
Body back	DTS	6	2437	0.11	**0.173**	10.30	10.24	**0.175**	1.6
Body front	DTS	6	2437	-0.08	0.063	10.30	10.24	0.064	1.6
Edge 1 (Top)	DTS	6	2437	-0.30	0.043	10.30	10.24	0.044	1.6
Edge 4(Left)	DTS	6	2437	-0.09	0.048	10.30	10.24	0.049	1.6

Note:
- According to KDB248227, SAR is not required for 802.11n HT20/HT40 channels when the maximum average output power is less than 1/4 dB higher than that measured on the corresponding 802.11a/b channels.
- All of above "DTS" means data transmitters.
- The test separation for body back, body front and 4 Edges is 10mm of all above table.

Repeated SAR										
Product: Smartphone										
Test Mode: WCDMA Band II with QPSK modulation										
Position	**Mode**	**Ch.**	**Fr. (MHz)**	**Power Drift (<±5%)**	**Once SAR (1g) (W/kg)**	**Power Drift (<±5%)**	**Twice SAR (1g) (W/kg)**	**Power Drift (<±5%)**	**Third SAR (1g) (W/kg)**	**Limit W/kg**
Body back	RMC 12.2kbps	9400	1880	0.20	1.090	--	--	--	--	1.6

SAR MEASUREMENT													
Product: Smartphone													
Test Mode: LTE Band 4& LTE Band 7													
BM MHz	**MOD**	**Position**	**Test Mode**		**Ch.**	**Freq. (MHz)**	**Power Drift (<±5%)**	**Once SAR (1g) (W/kg)**	**Power Drift (<±5%)**	**Twice SAR (1g) (W/kg)**	**Power Drift (<±5%)**	**Third SAR (1g) (W/kg)**	**Limit (W/kg)**
			UL RB Allocation	**UL RB START**									
20	**QPSK**	Body front	1	0	20300	1745	0.13	0.944	--	--	--	--	1.6
		Body back	1	0	21350	2560	0.10	1.222	--	--	--	--	1.6

Any report having not been signed by authorized approver, or having been altered without authorization, or having not been stamped by the "Dedicated Testing/Inspection Stamp" is deemed to be invalid. Copying or excerpting portion of, or altering the content of the report is not permitted without the written authorization of AGC. The test results presented in the report apply only to the tested sample. Any objections to report issued by AGC should be submitted to AGC within 15days after the issuance of the test report. Further enquiry of validity or verification of the test report should be addressed to AGC by agc@agc-cert.com.

Simultaneous Multi-band Transmission Evaluation:

Application Simultaneous Transmission information:

NO	Simultaneous state	Portable Handset		
		Head	Body-worn	Hotspot
1	GSM(voice)+ WLAN 2.4GHz (data)	Yes	Yes	-
2	GSM(voice)+ Bluetooth(data)	-	Yes	-
3	GSM (Data) + WLAN 2.4GHz (data)	-	Yes	Yes
4	GSM (Data) + Bluetooth(data)	-	Yes	Yes
5	WCDMA+ WLAN 2.4GHz (data)	Yes	Yes	Yes
6	WCDMA+ Bluetooth(data)	-	Yes	Yes
7	LTE + WLAN 2.4GHz (data)	Yes	Yes	Yes
8	LTE + Bluetooth(data)	--	Yes	Yes

NOTE:

1. WIFI and BT share the same antenna, and cannot transmit simultaneously.
2. Simultaneous with every transmitter must be the same test position.
3. KDB 447498 D01, BT SAR is excluded as below table.
4. KDB 447498 D01, for handsets the test separation distance is determined by the smallest distance between the outer surface of the device and the user; which is 0mm for head SAR and 10mm for body-worn SAR.
5. According to KDB 447498 D01 4.3.1, Standalone SAR test exclusion is as follow:
   For 100 MHz to 6 GHz and test separation distances ≤ 50 mm, the 1-g and 10-g SAR test exclusion thresholds are determined by the following:
   [(max. power of channel, including tune-up tolerance, mW) / (min. test separation distance, mm)] • [√f(GHz)] ≤ 3.0 for 1-g SAR, and ≤ 7.5 for 10-g extremity SAR[30], where
   - f(GHz) is the RF channel transmit frequency in GHz
   - Power and distance are rounded to the nearest mW and mm before calculation[31]
   - The result is rounded to one decimal place for comparison
   - The values 3.0 and 7.5 are referred to as numeric thresholds in step b) below

   The test exclusions are applicable only when the minimum test separation distance is ≤ 50 mm, and for transmission frequencies between 100 MHz and 6 GHz. When the minimum test separation distance is < 5 mm, a distance of 5 mm according to 4.1 f) is applied to determine SAR test exclusion.
6. If the test separation distance is <5mm, 5mm is used for excluded SAR calculation.
7. According to KDB 447498 D01 4.3.2, simultaneous transmission SAR test exclusion is as follow:
   (1) Simultaneous transmission SAR test exclusion is determined for each operating configuration and exposure condition according to the reported standalone SAR of each applicable simultaneous transmitting antenna.
   (2) Any transmitters and antennas should be considered when calculating simultaneous mode.
   (3) For mobile phone and PC, it's the sum of all transmitters and antennas at the same mode with same position in each applicable exposure condition
   (4)When the standalone SAR test exclusion of section 4.3.2 is applied to an antenna that transmits simultaneously with other antennas, the standalone SAR must be estimated according to the following to det
   (max. power of channel, including tune-up tolerance, mW)/(min. test separation distance, mm)]·[√f(GHz)/x] W/kg for test separation distances ≤ 50 mm;
   where x = 7.5 for 1-g SAR, and x = 18.75 for 10-g SAR.

Any report having not been signed by authorized approver, or having been altered without authorization, or having not been stamped by the "Dedicated Testing/Inspection Stamp" is deemed to be invalid. Copying or excerpting portion of, or altering the content of the report is not permitted without the written authorization of AGC. The test results presented in the report apply only to the tested sample. Any objections to report issued by AGC should be submitted to AGC within 15days after the issuance of the test report. Further enquiry of validity or verification of the test report should be addressed to AGC by agc@agc-cert.com.

8. When the sum of SAR is larger than the limit, SAR test exclusion is determined by the SAR to peak location separation ratio. The simultaneous transmitting antennas in each operating mode and exposure condition combination must be considered one pair at a time to determine the SAR to peak location separation ratio to qualify for test exclusion. The ratio is determined by (SAR1 + SAR2)1.5/Ri, rounded to two decimal digits, and must be ≤ 0.04 for all antenna pairs in the configuration to qualify for 1-g SAR test exclusion.

Estimated SAR		Max Power including Tune-up Tolerance		Separation Distance (mm)	Estimated SAR (W/kg)
		dBm	mW		
BT	Head	4	2.512	0	0.104
	Body	4	2.512	10	0.052

Any report having not been signed by authorized approver, or having been altered without authorization, or having not been stamped by the "Dedicated Testing/Inspection Stamp" is deemed to be invalid. Copying or excerpting portion of, or altering the content of the report is not permitted without the written authorization of AGC. The test results presented in the report apply only to the tested sample. Any objections to report issued by AGC should be submitted to AGC within 15days after the issuance of the test report. Further enquiry of validity or verification of the test report should be addressed to AGC by agc@agc-cert.com.

Sum of the SAR for GSM 850 &Wi-Fi & BT:

RF Exposure Conditions	Test Position	Simultaneous Transmission Scenario			Σ1-g SAR (W/Kg)	SPLSR (Yes/No)
		GSM 850	WI-Fi DTS Band	Bluetooth		
Head (voice)	Left Touch	0.335	0.152		0.487	No
	Left Tilt	0.224	0.093		0.317	No
	Right Touch	0.358	0.263		0.621	No
	Right Tilt	0.247	0.185		0.432	No
Body-worn (voice)	Rear	0.428	0.175		0.603	No
		0.428		0.052	0.480	No
	Front	0.431	0.064		0.495	No
		0.431		0.052	0.483	No
Body-worn (Data)	Rear	0.574		0.052	0.626	No
		0.574	0.175		0.749	No
	Front	0.404		0.052	0.456	No
		0.404	0.064		0.468	No
Body-worn (Hotspot)	Edge 4	0.235	0.049		0.284	No
	Edge 4	0.235		0.052	0.287	No

Note:

·According to KDB 447498 D01 General RF Exposure Guidance, when the simultaneous transmission SAR is less than1.6 W/Kg, SPLSR assessment is not required.

·SPLSR mean is “The SAR to Peak Location Separation Ratio “

Any report having not been signed by authorized approver, or having been altered without authorization, or having not been stamped by the "Dedicated Testing/Inspection Stamp" is deemed to be invalid. Copying or excerpting portion of, or altering the content of the report is not permitted without the written authorization of AGC. The test results presented in the report apply only to the tested sample. Any objections to report issued by AGC should be submitted to AGC within 15days after the issuance of the test report. Further enquiry of validity or verification of the test report should be addressed to AGC by agc@agc-cert.com.

Sum of the SAR for GSM 1900 &Wi-Fi & BT:

RF Exposure Conditions	Test Position	Simultaneous Transmission Scenario			Σ1-g SAR (W/Kg)	SPLSR (Yes/No)
		PCS 1900	WI-Fi DTS Band	Bluetooth		
Head (voice)	Left Touch	0.395	0.152		0.547	No
	Left Tilt	0.109	0.093		0.202	No
	Right Touch	0.329	0.263		0.592	No
	Right Tilt	0.067	0.185		0.252	No
Body-worn (voice)	Rear	0.614	0.175		0.789	No
		0.614		0.052	0.666	No
	Front	0.554	0.064		0.618	No
		0.554		0.052	0.606	No
Body-worn (Data)	Rear	0.768		0.052	0.820	No
		0.768	0.175		0.943	No
	Front	0.656		0.052	0.708	No
		0.656	0.064		0.720	No
Body-worn (Hotspot)	Edge 4	0.165	0.049		0.214	No
	Edge 4	0.165		0.052	0.217	No

Note:

·According to KDB 447498 D01 General RF Exposure Guidance, when the simultaneous transmission SAR is less than1.6 W/Kg, SPLSR assessment is not required.

·SPLSR mean is “The SAR to Peak Location Separation Ratio “

Any report having not been signed by authorized approver, or having been altered without authorization, or having not been stamped by the "Dedicated Testing/Inspection Stamp" is deemed to be invalid. Copying or excerpting portion of, or altering the content of the report is not permitted without the written authorization of AGC. The test results presented in the report apply only to the tested sample. Any objections to report issued by AGC should be submitted to AGC within 15days after the issuance of the test report. Further enquiry of validity or verification of the test report should be addressed to AGC by agc@agc-cert.com.

Sum of the SAR for WCDMA Band II &Wi-Fi & BT:

RF Exposure Conditions	Test Position	Simultaneous Transmission Scenario			Σ1-g SAR (W/Kg)	SPLSR (Yes/No)
		WCDMA Band II	Wi-Fi DTS Band	Bluetooth		
Head	Left Touch	0.625	0.152		0.777	No
	Left Tilt	0.140	0.093		0.233	No
	Right Touch	0.692	0.263		0.955	No
	Right Tilt	0.112	0.185		0.297	No
Body-worn	Rear	1.157	0.175		1.332	No
	Front	1.091	0.064		1.155	No
	Edge 4	0.331	0.049		0.380	No
	Rear	1.157		0.052	1.209	No
	Front	1.091		0.052	1.143	No
	Edge 4	0.331		0.052	0.383	No

Note:

·According to KDB 447498 D01 General RF Exposure Guidance, when the simultaneous transmission SAR is less than1.6 W/Kg, SPLSR assessment is not required.

·SPLSR mean is “The SAR to Peak Location Separation Ratio “

Any report having not been signed by authorized approver, or having been altered without authorization, or having not been stamped by the "Dedicated Testing/Inspection Stamp" is deemed to be invalid. Copying or excerpting portion of, or altering the content of the report is not permitted without the written authorization of AGC. The test results presented in the report apply only to the tested sample. Any objections to report issued by AGC should be submitted to AGC within 15days after the issuance of the test report. Further enquiry of validity or verification of the test report should be addressed to AGC by agc@agc-cert.com.

Sum of the SAR for WCDMA Band V &Wi-Fi & BT:

RF Exposure Conditions	Test Position	Simultaneous Transmission Scenario			Σ1-g SAR (W/Kg)	SPLSR (Yes/No)
		WCDMA Band V	Wi-Fi DTS Band	Bluetooth		
Head	Left Touch	0.249	0.152		0.401	No
	Left Tilt	0.165	0.093		0.258	No
	Right Touch	0.255	0.263		0.518	No
	Right Tilt	0.170	0.185		0.355	No
Body-worn	Rear	0.382	0.175		0.557	No
	Front	0.291	0.064		0.355	No
	Edge 4	0.128	0.049		0.177	No
	Rear	0.382		0.052	0.434	No
	Front	0.291		0.052	0.343	No
	Edge 4	0.128		0.052	0.180	No

Note:

·According to KDB 447498 D01 General RF Exposure Guidance, when the simultaneous transmission SAR is less than1.6 W/Kg, SPLSR assessment is not required.

·SPLSR mean is “The SAR to Peak Location Separation Ratio “

Any report having not been signed by authorized approver, or having been altered without authorization, or having not been stamped by the "Dedicated Testing/Inspection Stamp" is deemed to be invalid. Copying or excerpting portion of, or altering the content of the report is not permitted without the written authorization of AGC. The test results presented in the report apply only to the tested sample. Any objections to report issued by AGC should be submitted to AGC within 15days after the issuance of the test report. Further enquiry of validity or verification of the test report should be addressed to AGC by agc@agc-cert.com.

Sum of the SAR for LTE Band 4 &Wi-Fi & BT:

RF Exposure Conditions	Test Position	Simultaneous Transmission Scenario			Σ1-g SAR (W/Kg)	SPLSR (Yes/No)
		LTE Band 4	Wi-Fi DTS Band	Bluetooth		
Head	Left Touch	0.587	0.152		0.739	No
	Left Tilt	0.292	0.093		0.385	No
	Right Touch	0.676	0.263		0.939	No
	Right Tilt	0.298	0.185		0.483	No
Body-worn	Rear	0.978	0.175		1.153	No
	Front	1.018	0.064		1.082	No
	Edge 4	0.266	0.049		0.315	No
	Rear	0.978		0.052	1.030	No
	Front	1.018		0.052	1.070	No
	Edge 4	0.266		0.052	0.318	No

Note:

·According to KDB 447498 D01 General RF Exposure Guidance, when the simultaneous transmission SAR is less than1.6 W/Kg, SPLSR assessment is not required.

·SPLSR mean is “The SAR to Peak Location Separation Ratio “

Any report having not been signed by authorized approver, or having been altered without authorization, or having not been stamped by the "Dedicated Testing/Inspection Stamp" is deemed to be invalid. Copying or excerpting portion of, or altering the content of the report is not permitted without the written authorization of AGC. The test results presented in the report apply only to the tested sample. Any objections to report issued by AGC should be submitted to AGC within 15days after the issuance of the test report. Further enquiry of validity or verification of the test report should be addressed to AGC by agc@agc-cert.com.

Sum of the SAR for LTE Band 7 &Wi-Fi & BT:

RF Exposure Conditions	Test Position	Simultaneous Transmission Scenario			Σ1-g SAR (W/Kg)	SPLSR (Yes/No)
		LTE Band 7	Wi-Fi DTS Band	Bluetooth		
Head	Left Touch	0.682	0.152		0.834	No
	Left Tilt	0.102	0.093		0.195	No
	Right Touch	0.740	0.263		1.003	No
	Right Tilt	0.096	0.185		0.281	No
Body-worn	Rear	1.348	0.175		**1.523**	No
	Front	1.244	0.064		1.308	No
	Edge 4	0.046	0.049		0.095	No
	Rear	1.348		0.052	1.400	No
	Front	1.244		0.052	1.296	No
	Edge 4	0.046		0.052	0.098	No

Note:

·According to KDB 447498 D01 General RF Exposure Guidance, when the simultaneous transmission SAR is less than1.6 W/Kg, SPLSR assessment is not required.

·SPLSR mean is “The SAR to Peak Location Separation Ratio “

Any report having not been signed by authorized approver, or having been altered without authorization, or having not been stamped by the "Dedicated Testing/Inspection Stamp" is deemed to be invalid. Copying or excerpting portion of, or altering the content of the report is not permitted without the written authorization of AGC. The test results presented in the report apply only to the tested sample. Any objections to report issued by AGC should be submitted to AGC within 15days after the issuance of the test report. Further enquiry of validity or verification of the test report should be addressed to AGC by agc@agc-cert.com.

APPENDIX A. SAR SYSTEM CHECK DATA

Test Laboratory: AGC Lab **Date: Oct. 24,2020**
System Check Head 835 MHz
DUT: Dipole 835 MHz Type: SID 835
Communication System CW; Communication System Band: D835 (835.0 MHz); Duty Cycle: 1:1; Conv.F=5.26
Frequency: 835 MHz; Medium parameters used: f = 835 MHz; σ=0.88 mho/m; εr =40.63; ρ= 1000 kg/m³ ;
Phantom section: Flat Section; Input Power=18dBm
Ambient temperature (℃):21.2, Liquid temperature (℃): 20.9

SATIMO Configuration:
Probe: SSE5; Calibrated: Jun. 24,2020; Serial No.: SN 24/20 EP336
Sensor-Surface: 4mm (Mechanical Surface Detection)
Phantom: SAM twin phantom
Measurement SW: OpenSAR V4_02_35

Configuration/System Check 835MHz Head/Area Scan: Measurement grid: dx=8mm, dy=8mm
Configuration/System Check 835MHz Head/Zoom Scan: Measurement grid: dx=8mm,dy=8mm, dz=5mm

SURFACE SAR	VOLUME SAR
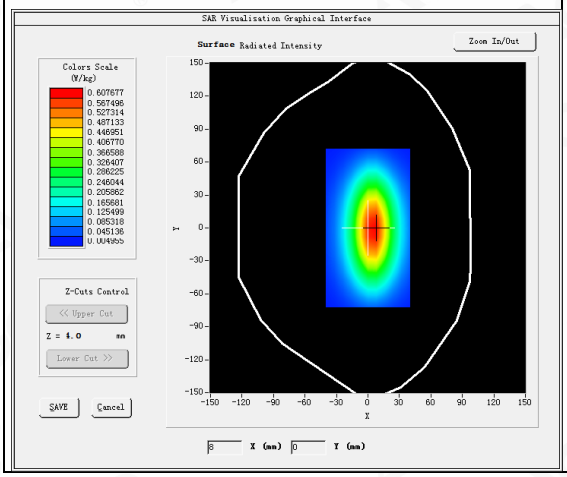	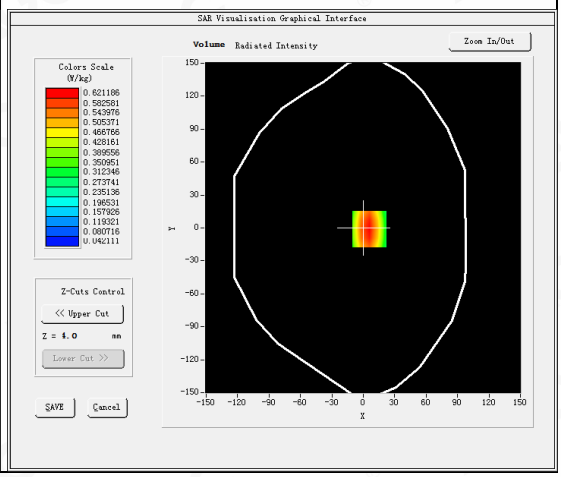

Maximum location: X=6.00, Y=-1.00
SAR Peak: 0.89 W/kg

SAR 10g (W/Kg)	0.389577
SAR 1g (W/Kg)	0.596385

Any report having not been signed by authorized approver, or having been altered without authorization, or having not been stamped by the "Dedicated Testing/Inspection Stamp" is deemed to be invalid. Copying or excerpting portion of, or altering the content of the report is not permitted without the written authorization of AGC. The test results presented in the report apply only to the tested sample. Any objections to report issued by AGC should be submitted to AGC within 15days after the issuance of the test report. Further enquiry of validity or verification of the test report should be addressed to AGC by agc@agc-cert.com.

Z (mm)	0.00	4.00	9.00	14.00	19.00	24.00	29.00
SAR (W/Kg)	0.8857	0.6203	0.3974	0.2625	0.1764	0.1206	0.0829

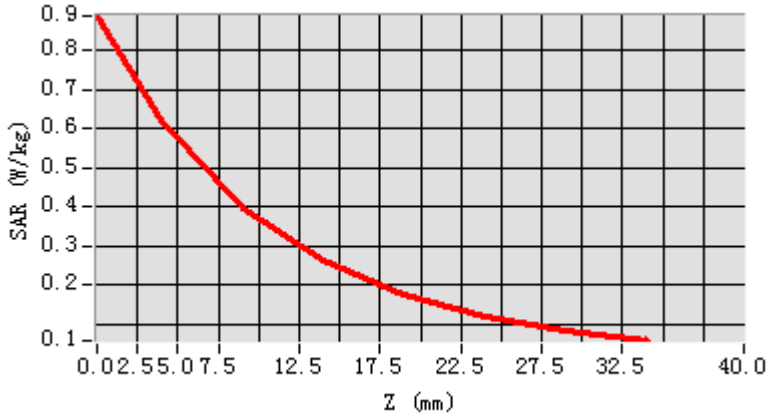

3D screen shot	Hot spot position
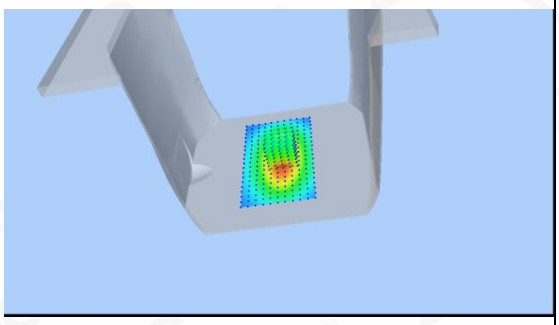	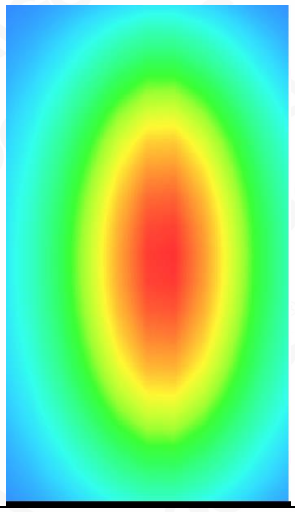

Any report having not been signed by authorized approver, or having been altered without authorization, or having not been stamped by the "Dedicated Testing/Inspection Stamp" is deemed to be invalid. Copying or excerpting portion of, or altering the content of the report is not permitted without the written authorization of AGC. The test results presented in the report apply only to the tested sample. Any objections to report issued by AGC should be submitted to AGC within 15days after the issuance of the test report. Further enquiry of validity or verification of the test report should be addressed to AGC by agc@agc-cert.com.

Test Laboratory: AGC Lab **Date: Oct. 27,2020**
System Check Head 1750MHz
DUT: Dipole 1800 MHz; Type: SID 1800
Communication System: CW; Communication System Band: D1700 (1750.0 MHz); Duty Cycle:1:1; Conv.F=4.48
Frequency: 1750 MHz; Medium parameters used: f = 1800MHz; σ=1.36 mho/m; εr =39.57; ρ= 1000 kg/m³ ;
Phantom section: Flat Section; Input Power=18dBm
Ambient temperature (℃): 21.7, Liquid temperature (℃): 21.5

SATIMO Configuration:
Probe: SSE5; Calibrated: Jun. 24,2020; Serial No.: SN 24/20 EP336
Sensor-Surface: 4mm (Mechanical Surface Detection)
Phantom: SAM twin phantom
Measurement SW: OpenSAR V4_02_35

Configuration/System Check 1750MHz Head/Area Scan: Measurement grid: dx=8mm,dy=8mm
Configuration/System Check 1750MHz Head/Zoom Scan: Measurement grid: dx=8mm,dy=8mm, dz=5mm

SURFACE SAR	VOLUME SAR
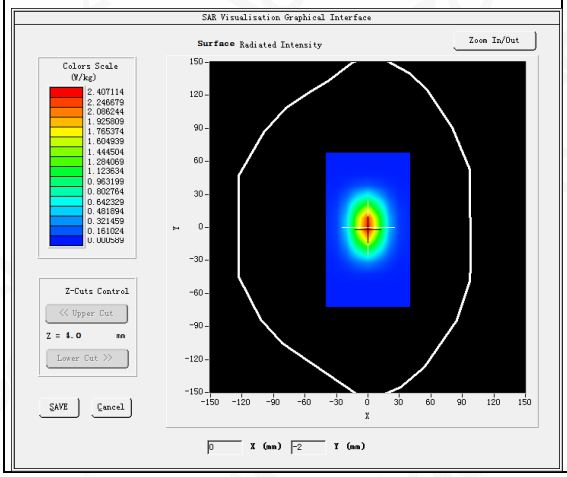	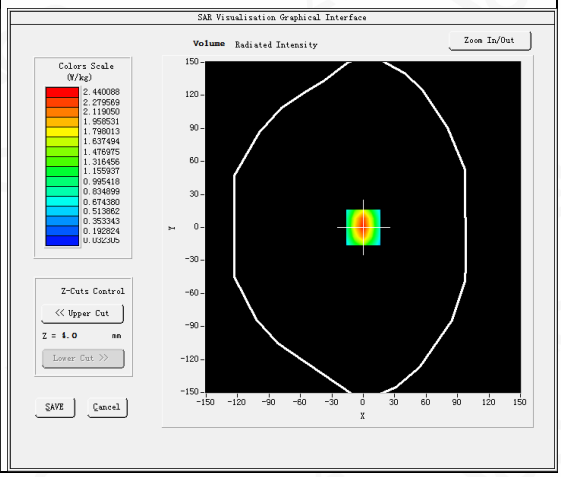

Maximum location: X=0.00, Y=0.00
SAR Peak: 3.97 W/kg

SAR 10g (W/Kg)	1.178275
SAR 1g (W/Kg)	2.298637

Any report having not been signed by authorized approver, or having been altered without authorization, or having not been stamped by the "Dedicated Testing/Inspection Stamp" is deemed to be invalid. Copying or excerpting portion of, or altering the content of the report is not permitted without the written authorization of AGC. The test results presented in the report apply only to the tested sample. Any objections to report issued by AGC should be submitted to AGC within 15days after the issuance of the test report. Further enquiry of validity or verification of the test report should be addressed to AGC by agc@agc-cert.com.

Z (mm)	0.00	4.00	9.00	14.00	19.00	24.00	29.00
SAR (W/Kg)	3.9825	2.4416	1.2753	0.7061	0.3948	0.2242	0.1287

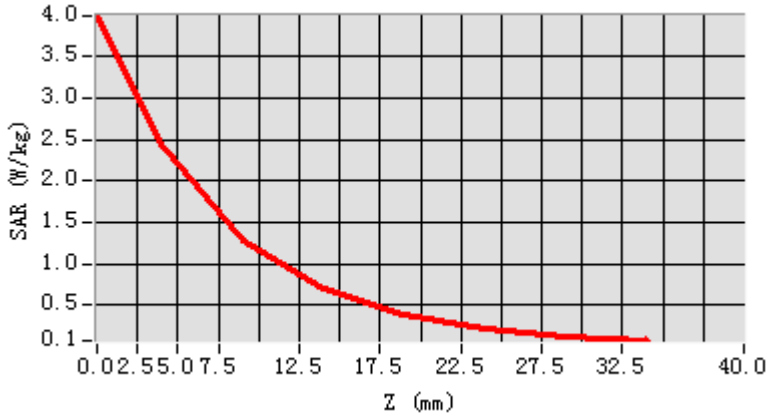

3D screen shot	Hot spot position
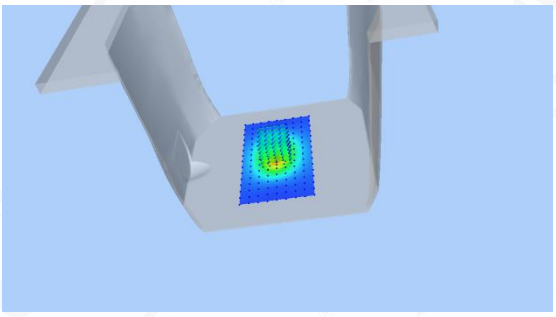	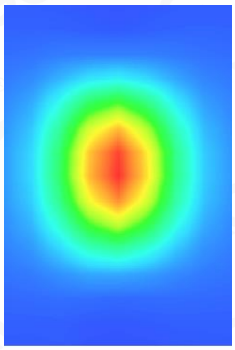

Any report having not been signed by authorized approver, or having been altered without authorization, or having not been stamped by the "Dedicated Testing/Inspection Stamp" is deemed to be invalid. Copying or excerpting portion of, or altering the content of the report is not permitted without the written authorization of AGC. The test results presented in the report apply only to the tested sample. Any objections to report issued by AGC should be submitted to AGC within 15days after the issuance of the test report. Further enquiry of validity or verification of the test report should be addressed to AGC by agc@agc-cert.com.

Test Laboratory: AGC Lab **Date: Oct. 26,2020**
System Check Head 1900MHz
DUT: Dipole 1900 MHz; Type: SID 1900
Communication System: CW; Communication System Band: D1900 (1900.0 MHz); Duty Cycle:1:1; Conv.F=4.72
Frequency: 1900 MHz; Medium parameters used: f = 1900 MHz; σ=1.38 mho/m; εr =39.52; ρ= 1000 kg/m³ ;
Phantom section: Flat Section; Input Power=18dBm
Ambient temperature (℃):21.4, Liquid temperature (℃): 21.2

SATIMO Configuration:
Probe: SSE5; Calibrated: Jun. 24,2020; Serial No.: SN 24/20 EP336
Sensor-Surface: 4mm (Mechanical Surface Detection)
Phantom: SAM twin phantom
Measurement SW: OpenSAR V4_02_35

Configuration/System Check 1900MHz Head/Area Scan: Measurement grid: dx=8mm, dy=8mm
Configuration/System Check 1900MHz Head/Zoom Scan: Measurement grid: dx=8mm,dy=8mm, dz=5mm

SURFACE SAR	VOLUME SAR
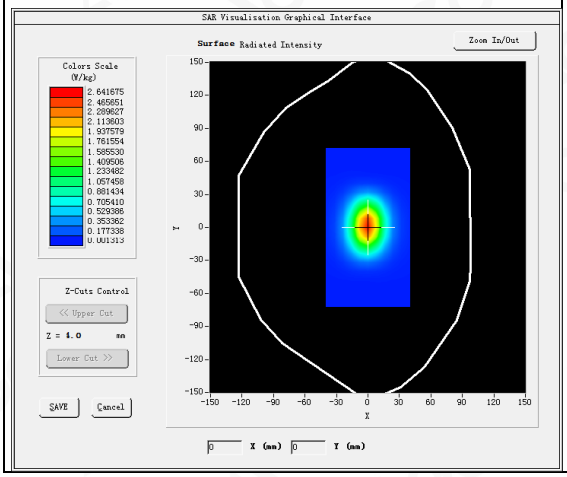	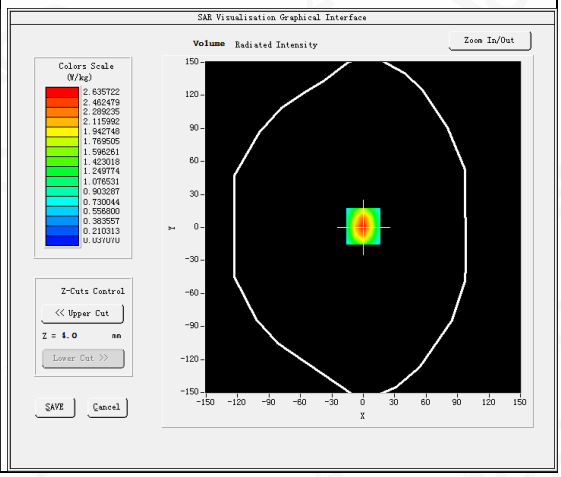

Maximum location: X=0.00, Y=1.00
SAR Peak: 4.23 W/kg

SAR 10g (W/Kg)	1.250757
SAR 1g (W/Kg)	2.475391

Any report having not been signed by authorized approver, or having been altered without authorization, or having not been stamped by the "Dedicated Testing/Inspection Stamp" is deemed to be invalid. Copying or excerpting portion of, or altering the content of the report is not permitted without the written authorization of AGC. The test results presented in the report apply only to the tested sample. Any objections to report issued by AGC should be submitted to AGC within 15days after the issuance of the test report. Further enquiry of validity or verification of the test report should be addressed to AGC by agc@agc-cert.com.

Z (mm)	0.00	4.00	9.00	14.00	19.00	24.00	29.00
SAR (W/Kg)	4.2617	2.6339	1.4024	0.7753	0.4342	0.2453	0.1407

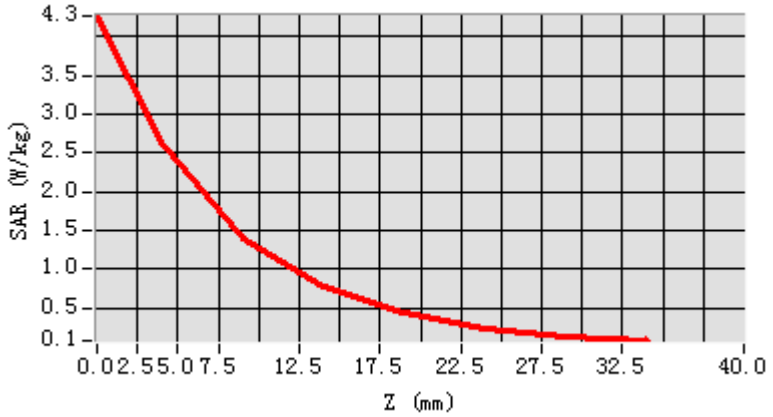

3D screen shot	Hot spot position
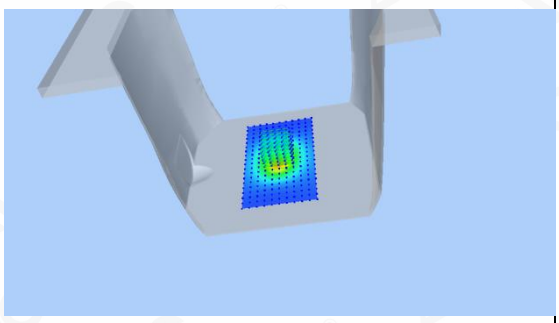	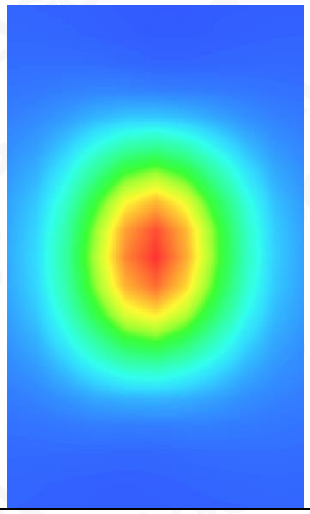

Any report having not been signed by authorized approver, or having been altered without authorization, or having not been stamped by the "Dedicated Testing/Inspection Stamp" is deemed to be invalid. Copying or excerpting portion of, or altering the content of the report is not permitted without the written authorization of AGC. The test results presented in the report apply only to the tested sample. Any objections to report issued by AGC should be submitted to AGC within 15days after the issuance of the test report. Further enquiry of validity or verification of the test report should be addressed to AGC by agc@agc-cert.com.

Test Laboratory: AGC Lab **Date: Oct. 28,2020**
System Check Head 2450 MHz
DUT: Dipole 2450 MHz Type: SID 2450
Communication System CW; Communication System Band: D2450 (2450.0 MHz); Duty Cycle: 1:1; Conv.F=4.23
Frequency: 2450 MHz; Medium parameters used: f = 2450 MHz; σ=1.85 mho/m; εr =38.91; ρ= 1000 kg/m³ ;
Phantom section: Flat Section; Input Power=18dBm
Ambient temperature (℃):21.4, Liquid temperature (℃): 21.2

SATIMO Configuration
Probe: SSE5; Calibrated: Jun. 24,2020; Serial No.: SN 24/20 EP336
Sensor-Surface: 4mm (Mechanical Surface Detection)
Phantom: SAM twin phantom
Measurement SW: OpenSAR V4_02_35

Configuration/System Check 2450MHz Head/Area Scan: Measurement grid: dx=8mm, dy=8mm
Configuration/System Check 2450MHz Head/Zoom Scan: Measurement grid: dx=5mm,dy=5mm, dz=5mm

SURFACE SAR	VOLUME SAR
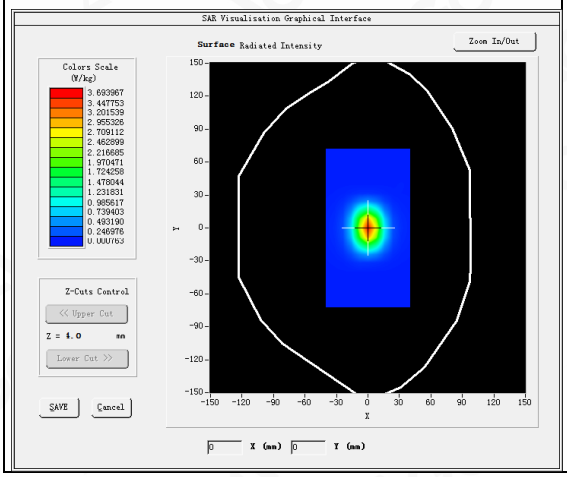	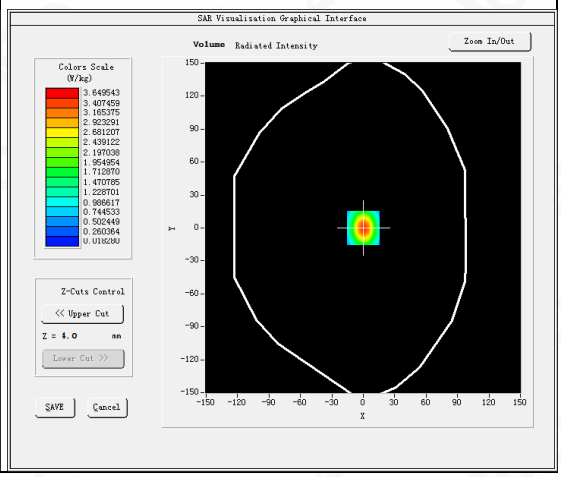

Maximum location: X=0.00, Y=0.00
SAR Peak: 6.28 W/kg

SAR 10g (W/Kg)	1.495684
SAR 1g (W/Kg)	3.338361

Any report having not been signed by authorized approver, or having been altered without authorization, or having not been stamped by the "Dedicated Testing/Inspection Stamp" is deemed to be invalid. Copying or excerpting portion of, or altering the content of the report is not permitted without the written authorization of AGC. The test results presented in the report apply only to the tested sample. Any objections to report issued by AGC should be submitted to AGC within 15days after the issuance of the test report. Further enquiry of validity or verification of the test report should be addressed to AGC by agc@agc-cert.com.

Z (mm)	0.00	4.00	9.00	14.00	19.00	24.00	29.00
SAR (W/Kg)	6.3643	3.6476	1.6985	0.8164	0.3923	0.1925	0.0947

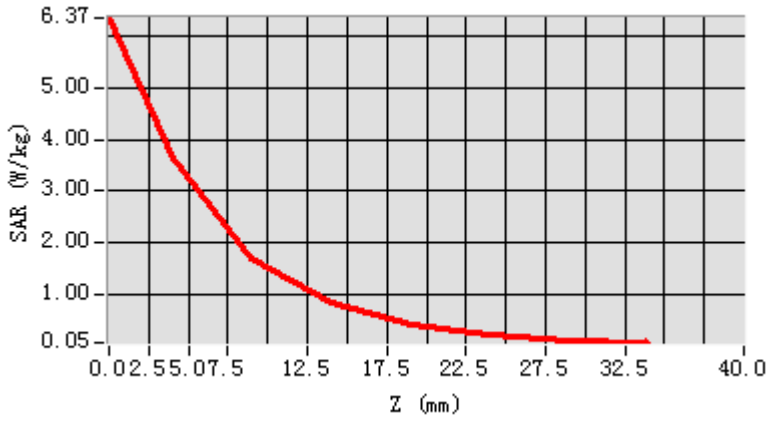

3D screen shot	Hot spot position
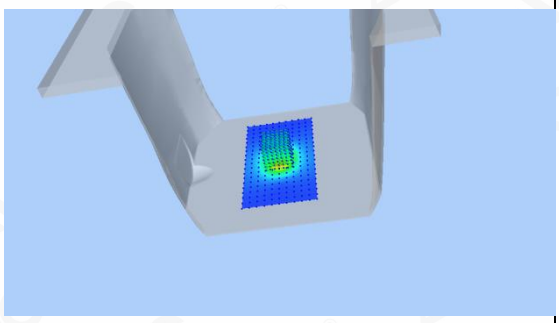	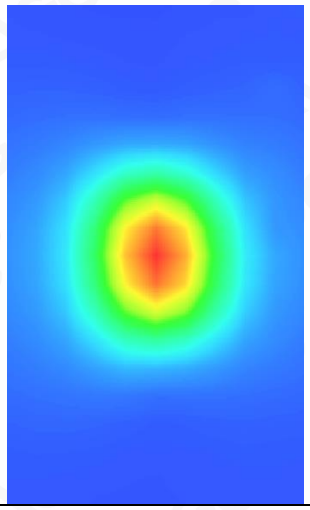

Any report having not been signed by authorized approver, or having been altered without authorization, or having not been stamped by the "Dedicated Testing/Inspection Stamp" is deemed to be invalid. Copying or excerpting portion of, or altering the content of the report is not permitted without the written authorization of AGC. The test results presented in the report apply only to the tested sample. Any objections to report issued by AGC should be submitted to AGC within 15days after the issuance of the test report. Further enquiry of validity or verification of the test report should be addressed to AGC by agc@agc-cert.com.

Test Laboratory: AGC Lab **Date: Oct. 29,2020**
System Check Head 2600MHz
DUT: Dipole 2600 MHz; Type: SID 2600
Communication System: CW; Communication System Band: D2600 (2600.0 MHz); Duty Cycle: 1:1; Conv.F=3.81
Frequency:2600 MHz; Medium parameters used: f = 2600 MHz; σ=1.95 mho/m; εr =38.23; ρ= 1000 kg/m³ ;
Phantom section: Flat Section; Input Power=18dBm
Ambient temperature (℃): 21.9, Liquid temperature (℃): 21.6

SATIMO Configuration:
Probe: SSE5; Calibrated: Jun. 24,2020; Serial No.: SN 24/20 EP336
Sensor-Surface: 4mm (Mechanical Surface Detection)
Phantom: SAM twin phantom
Measurement SW: OpenSAR V4_02_35

Configuration/System Check 2600 Head/Area Scan: Measurement grid: dx=8mm,dy=8mm
Configuration/System Check 2600 Head/Zoom Scan: Measurement grid: dx=8mm,dy=8mm, dz=5mm

SURFACE SAR	VOLUME SAR
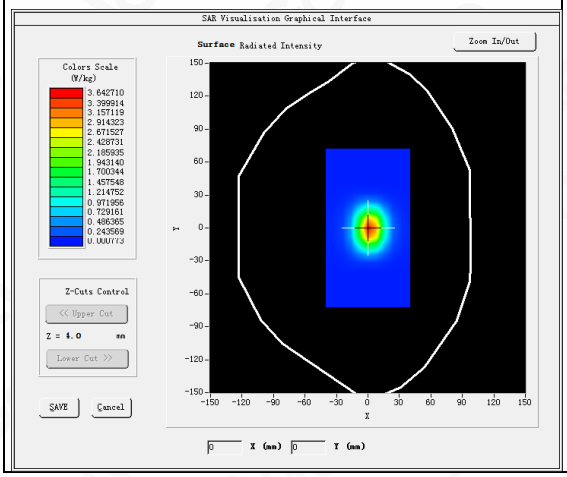	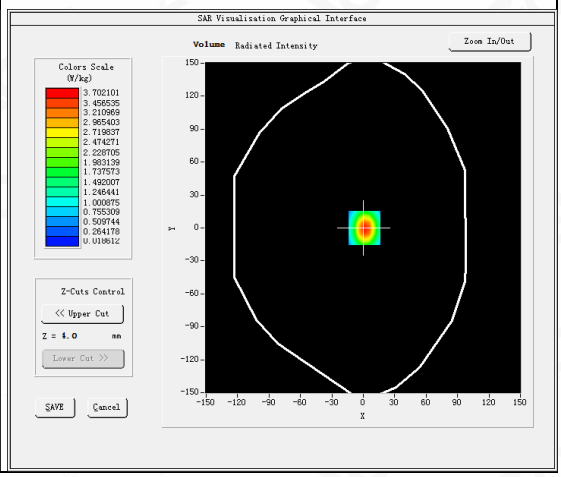

Maximum location: X=1.00, Y=0.00
SAR Peak: 6.40 W/kg

SAR 10g (W/Kg)	1.533942
SAR 1g (W/Kg)	3.421758

Any report having not been signed by authorized approver, or having been altered without authorization, or having not been stamped by the "Dedicated Testing/Inspection Stamp" is deemed to be invalid. Copying or excerpting portion of, or altering the content of the report is not permitted without the written authorization of AGC. The test results presented in the report apply only to the tested sample. Any objections to report issued by AGC should be submitted to AGC within 15days after the issuance of the test report. Further enquiry of validity or verification of the test report should be addressed to AGC by agc@agc-cert.com.

Z (mm)	0.00	4.00	9.00	14.00	19.00	24.00	29.00
SAR (W/Kg)	6.4227	3.7016	1.7335	0.8356	0.4046	0.2017	0.0973

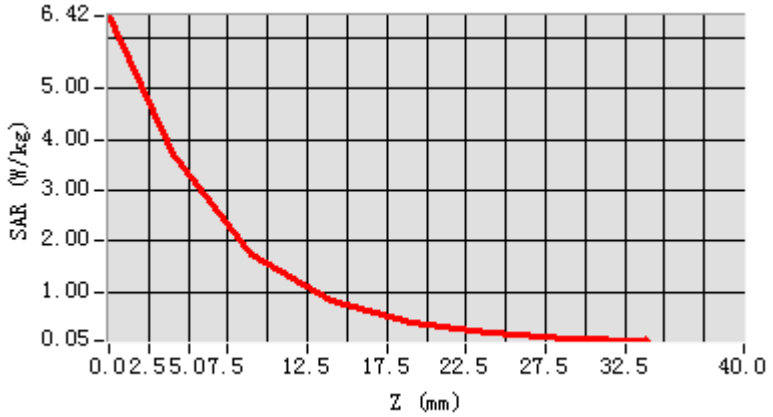

3D screen shot	Hot spot position
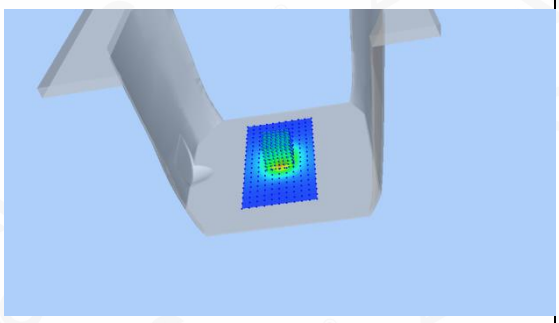	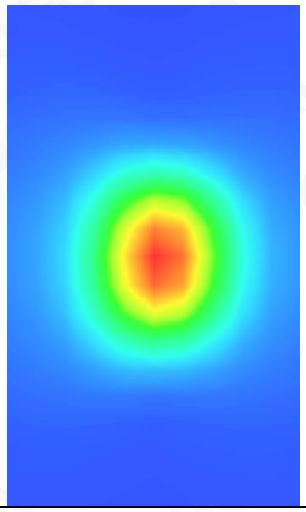

Any report having not been signed by authorized approver, or having been altered without authorization, or having not been stamped by the "Dedicated Testing/Inspection Stamp" is deemed to be invalid. Copying or excerpting portion of, or altering the content of the report is not permitted without the written authorization of AGC. The test results presented in the report apply only to the tested sample. Any objections to report issued by AGC should be submitted to AGC within 15days after the issuance of the test report. Further enquiry of validity or verification of the test report should be addressed to AGC by agc@agc-cert.com.

APPENDIX B. SAR MEASUREMENT DATA

Test Laboratory: AGC Lab **Date: Oct. 24,2020**
GSM 850 Mid- Touch-Right <SIM 1>
DUT: Smartphone ; Type: M5+

Communication System: Generic GSM; Communication System Band: GSM 850; Duty Cycle: 1:8.3; Conv.F=5.26; Frequency: 836.6 MHz; Medium parameters used: f = 835 MHz; σ= 0.89 mho/m; εr = 40.35; ρ= 1000 kg/m³ ;
Phantom section: Right Section
Ambient temperature (℃): 21.2, Liquid temperature (℃): 20.9

SATIMO Configuration:
Probe: SSE5; Calibrated: Jun. 24,2020; Serial No.: SN 24/20 EP336
Sensor-Surface: 4mm (Mechanical Surface Detection)
Phantom: SAM twin phantom
Measurement SW: OpenSAR V4_02_35

Configuration/GSM 850 Mid-Touch-Right/Area Scan: Measurement grid: dx=8mm, dy=8mm
Configuration/GSM 850 Mid-Touch-Right/Zoom Scan: Measurement grid: dx=8mm,dy=8mm, dz=5mm;

Area Scan	dx=8mm dy=8mm, h= 5.00 mm
ZoomScan	5x5x7,dx=8mm dy=8mm dz=5mm,Complete
Phantom	Right head
Device Position	Cheek
Band	GSM 850
Channels	Middle
Signal	TDMA (Crest factor: 8.0)

SURFACE SAR	VOLUME SAR
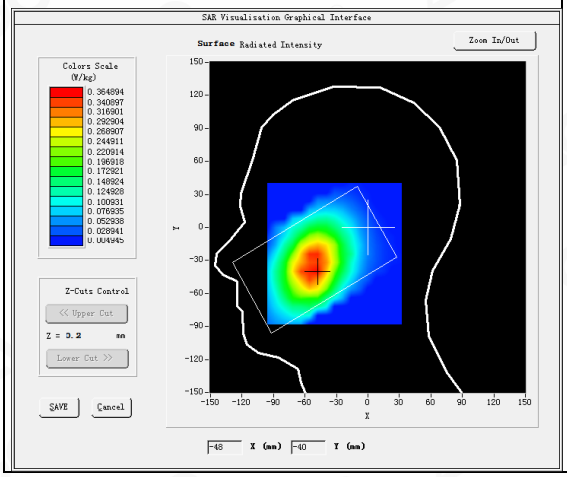	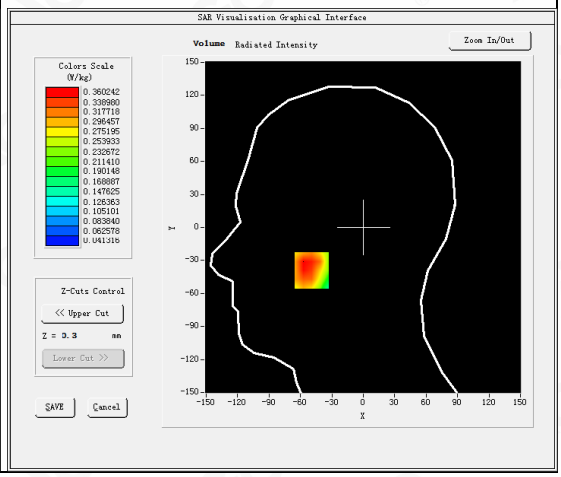

Maximum location: X=-49.00, Y=-39.00
SAR Peak: 0.43 W/kg

SAR 10g (W/Kg)	0.262289
SAR 1g (W/Kg)	0.351956

Any report having not been signed by authorized approver, or having been altered without authorization, or having not been stamped by the "Dedicated Testing/Inspection Stamp" is deemed to be invalid. Copying or excerpting portion of, or altering the content of the report is not permitted without the written authorization of AGC. The test results presented in the report apply only to the tested sample. Any objections to report issued by AGC should be submitted to AGC within 15days after the issuance of the test report. Further enquiry of validity or verification of the test report should be addressed to AGC by agc@agc-cert.com.

Z (mm)	0.00	4.00	9.00	14.00	19.00	24.00	29.00
SAR (W/Kg)	0.5988	0.3602	0.2106	0.2317	0.1358	0.1459	0.0832

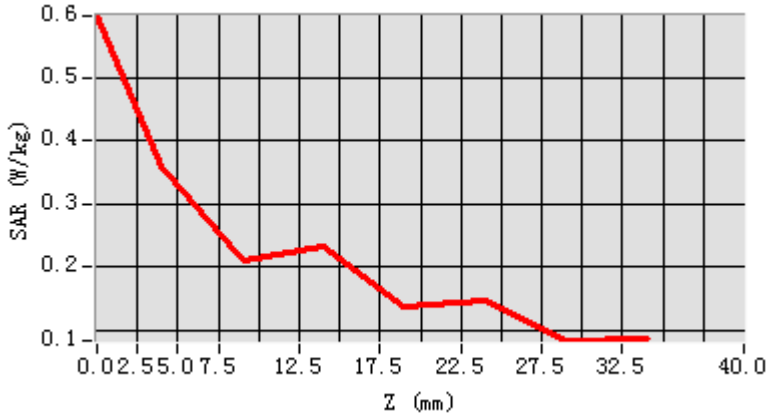

3D screen shot	Hot spot position
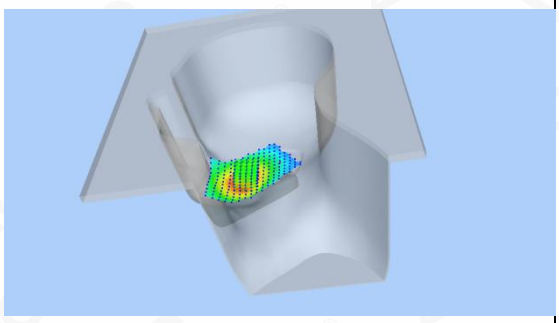	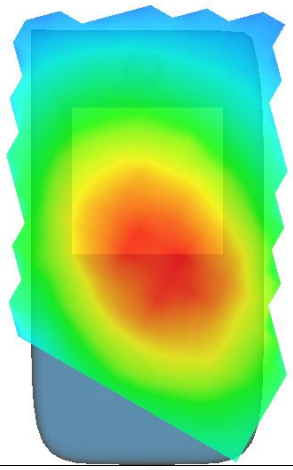

Any report having not been signed by authorized approver, or having been altered without authorization, or having not been stamped by the "Dedicated Testing/Inspection Stamp" is deemed to be invalid. Copying or excerpting portion of, or altering the content of the report is not permitted without the written authorization of AGC. The test results presented in the report apply only to the tested sample. Any objections to report issued by AGC should be submitted to AGC within 15days after the issuance of the test report. Further enquiry of validity or verification of the test report should be addressed to AGC by agc@agc-cert.com.

Attestation of Global Compliance(Shenzhen)Co., Ltd
Attestation of Global Compliance(Shenzhen)Std & Tech Co., Ltd
Tel: +86-755 2523 4088 E-mail: agc@agc-cert.com Web: http://cn.agc-cert.com/

Test Laboratory: AGC Lab **Date: Oct. 24,2020**
GSM 850 Mid- Body- Front (MS) <SIM 1>
DUT: Smartphone ; Type: M5+

Communication System: Generic GSM; Communication System Band: GSM 850; Duty Cycle: 1:8.3; Conv.F=5.26;
Frequency: 836.6 MHz; Medium parameters used: f = 835 MHz; σ= 0.89 mho/m; εr = 40.35; ρ= 1000 kg/m³ ;
Phantom section: Flat Section
Ambient temperature (℃): 21.2, Liquid temperature (℃): 20.9

SATIMO Configuration:
Probe: SSE5; Calibrated: Jun. 24,2020; Serial No.: SN 24/20 EP336
Sensor-Surface: 4mm (Mechanical Surface Detection)
Phantom: SAM twin phantom
Measurement SW: OpenSAR V4_02_35

Configuration/GSM 850 Mid-Body- Front /Area Scan: Measurement grid: dx=8mm, dy=8mm
Configuration/GSM 850 Mid-Body- Front Zoom Scan: Measurement grid: dx=8mm,dy=8mm, dz=5mm;

Area Scan	surf_sam_plan.txt, h= 5.00 mm
ZoomScan	5x5x7,dx=8mm dy=8mm dz=5mm,Complete
Phantom	Validation plane
Device Position	Body Front
Band	GSM 850
Channels	Middle
Signal	TDMA (Crest factor: 8.0)

SURFACE SAR	VOLUME SAR
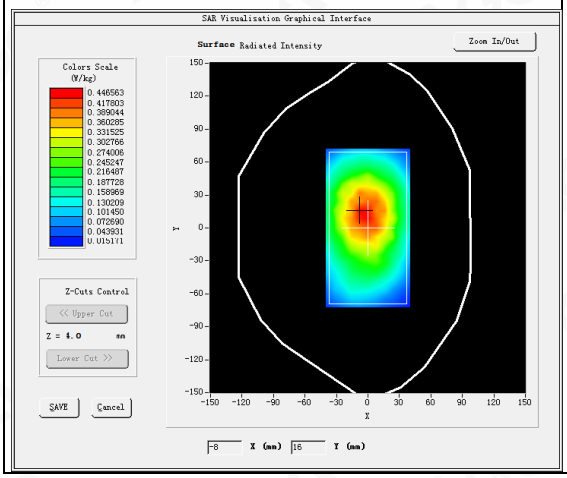	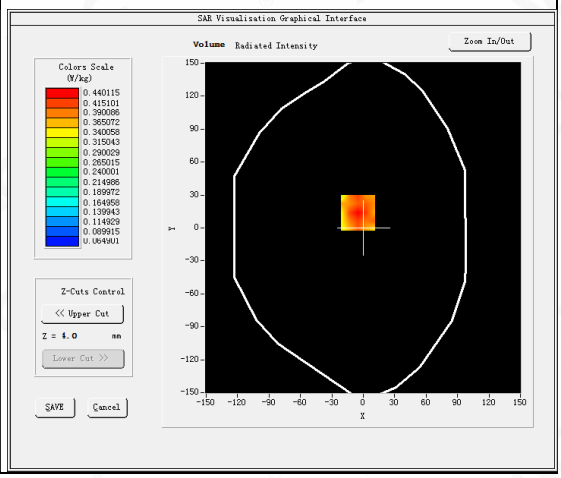

Maximum location: X=-5.00, Y=14.00
SAR Peak: 0.59 W/kg

SAR 10g (W/Kg)	0.304934
SAR 1g (W/Kg)	0.423614

Any report having not been signed by authorized approver, or having been altered without authorization, or having not been stamped by the "Dedicated Testing/Inspection Stamp" is deemed to be invalid. Copying or excerpting portion of, or altering the content of the report is not permitted without the written authorization of AGC. The test results presented in the report apply only to the tested sample. Any objections to report issued by AGC should be submitted to AGC within 15days after the issuance of the test report. Further enquiry of validity or verification of the test report should be addressed to AGC by agc@agc-cert.com.

Z (mm)	0.00	4.00	9.00	14.00	19.00	24.00	29.00
SAR (W/Kg)	0.5412	0.4401	0.3382	0.2563	0.1887	0.1614	0.1150

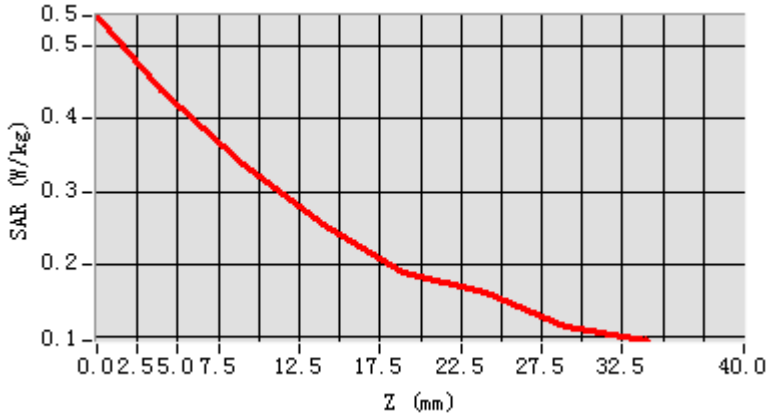

3D screen shot	Hot spot position
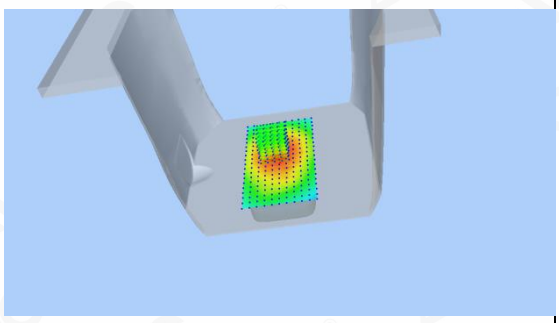	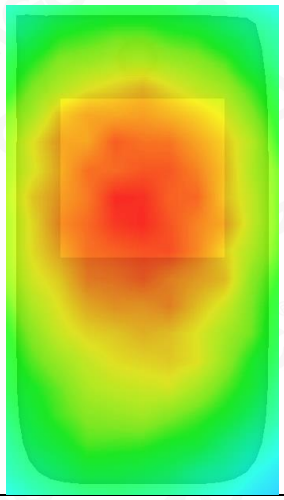

Any report having not been signed by authorized approver, or having been altered without authorization, or having not been stamped by the "Dedicated Testing/Inspection Stamp" is deemed to be invalid. Copying or excerpting portion of, or altering the content of the report is not permitted without the written authorization of AGC. The test results presented in the report apply only to the tested sample. Any objections to report issued by AGC should be submitted to AGC within 15days after the issuance of the test report. Further enquiry of validity or verification of the test report should be addressed to AGC by agc@agc-cert.com.

Test Laboratory: AGC Lab **Date: Oct. 24,2020**
GPRS 850 Mid- Body- Back (4up)
DUT: Smartphone ; Type: M5+

Communication System: GPRS-4 Slot; Communication System Band: GSM 850; Duty Cycle: 1:2.1; Conv.F=5.26;
Frequency: 836.6 MHz; Medium parameters used: f = 835 MHz; σ= 0.89 mho/m; εr = 40.35; ρ= 1000 kg/m³ ;
Phantom section: Flat Section
Ambient temperature (℃): 21.2, Liquid temperature (℃): 20.9

SATIMO Configuration:
Probe: SSE5; Calibrated: Jun. 24,2020; Serial No.: SN 24/20 EP336
Sensor-Surface: 4mm (Mechanical Surface Detection)
Phantom: SAM twin phantom
Measurement SW: OpenSAR V4_02_35

Configuration/GPRS 850 Mid-Body-Back/Area Scan: Measurement grid: dx=8mm, dy=8mm
Configuration/GPRS 850 Mid-Body-Back/Zoom Scan: Measurement grid: dx=8mm,dy=8mm, dz=5mm;

Area Scan	surf_sam_plan.txt, h= 5.00 mm
Zoom Scan	5x5x7,dx=8mm dy=8mm dz=5mm,Complete
Phantom	Validation plane
Device Position	Body Back
Band	GSM 850
Channels	Middle
Signal	TDMA (Crest factor: 2.0)

SURFACE SAR	VOLUME SAR
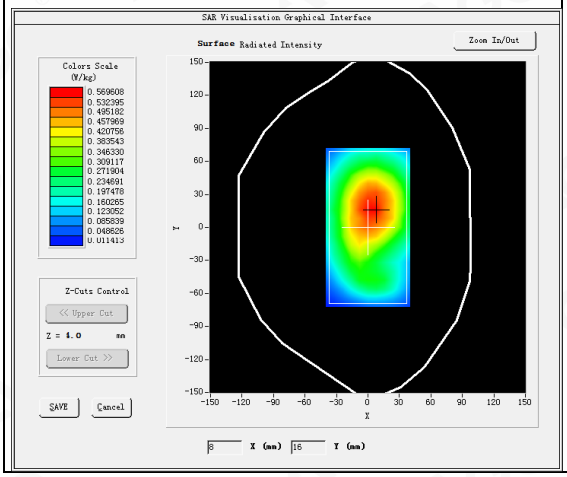	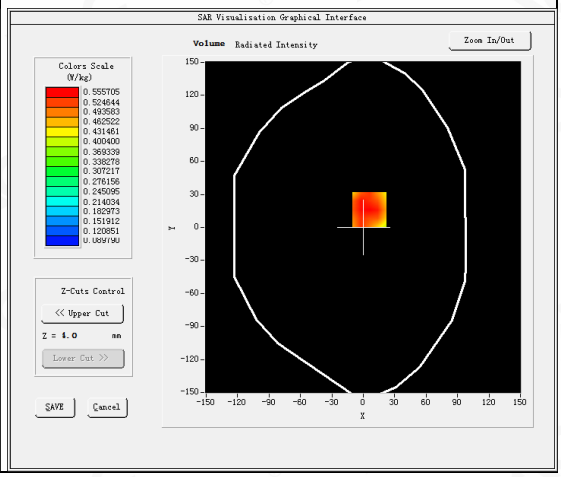

Maximum location: X=6.00, Y=16.00
SAR Peak: 0.72 W/kg

SAR 10g (W/Kg)	0.407597
SAR 1g (W/Kg)	0.545884

Any report having not been signed by authorized approver, or having been altered without authorization, or having not been stamped by the "Dedicated Testing/Inspection Stamp" is deemed to be invalid. Copying or excerpting portion of, or altering the content of the report is not permitted without the written authorization of AGC. The test results presented in the report apply only to the tested sample. Any objections to report issued by AGC should be submitted to AGC within 15days after the issuance of the test report. Further enquiry of validity or verification of the test report should be addressed to AGC by agc@agc-cert.com.

Z (mm)	0.00	4.00	9.00	14.00	19.00	24.00	29.00
SAR (W/Kg)	0.7176	0.5557	0.4233	0.3399	0.2775	0.2249	0.1739

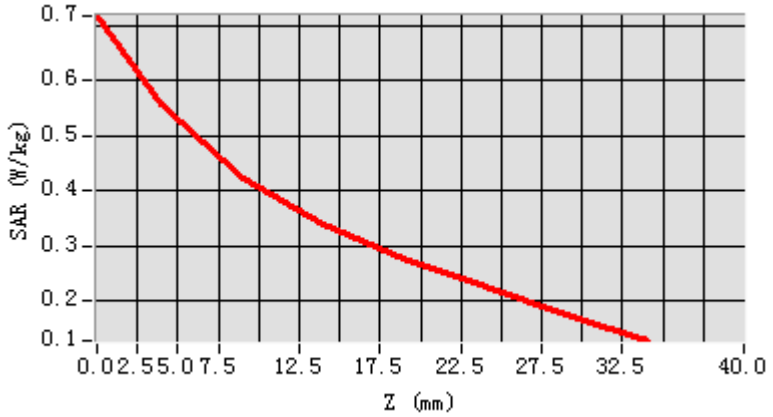

3D screen shot	Hot spot position
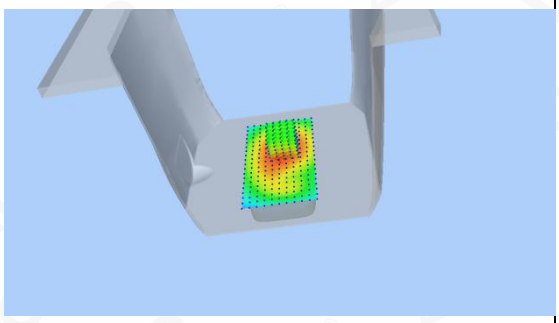	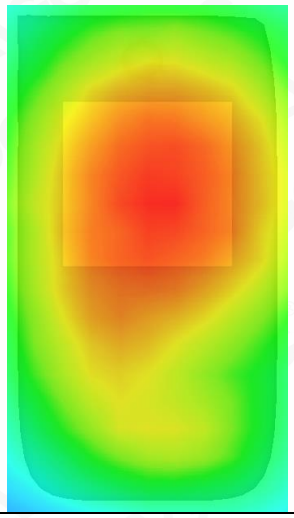

Any report having not been signed by authorized approver, or having been altered without authorization, or having not been stamped by the "Dedicated Testing/Inspection Stamp" is deemed to be invalid. Copying or excerpting portion of, or altering the content of the report is not permitted without the written authorization of AGC. The test results presented in the report apply only to the tested sample. Any objections to report issued by AGC should be submitted to AGC within 15days after the issuance of the test report. Further enquiry of validity or verification of the test report should be addressed to AGC by agc@agc-cert.com.

Test Laboratory: AGC Lab **Date: Oct. 26,2020**
PCS 1900 Mid-Touch- Left <SIM 1>
DUT: Smartphone ; Type: M5+

Communication System: Generic GSM; Communication System Band: PCS 1900; Duty Cycle: 1:8.3; Conv.F=4.72; Frequency: 1880 MHz; Medium parameters used: f = 1900 MHz; σ= 1.40 mho/m; εr =39.02; ρ= 1000 kg/m³ ;
Phantom section: Left Section
Ambient temperature (℃): 21.4, Liquid temperature (℃): 21.2

SATIMO Configuration:
Probe: SSE5; Calibrated: Jun. 24,2020; Serial No.: SN 24/20 EP336
Sensor-Surface: 4mm (Mechanical Surface Detection)
Phantom: SAM twin phantom
Measurement SW: OpenSAR V4_02_35

Configuration/PCS1900 Mid-Touch-Left/Area Scan: Measurement grid: dx=8mm, dy=8mm
Configuration/PCS1900 Mid-Touch-Left/Zoom Scan: Measurement grid: dx=8mm,dy=8mm, dz=5mm;

Area Scan	dx=8mm dy=8mm, h= 5.00 mm
ZoomScan	5x5x7,dx=8mm dy=8mm dz=5mm,Complete
Phantom	Left head
Device Position	Cheek
Band	PCS 1900
Channels	Middle
Signal	TDMA (Crest factor: 8.0)

SURFACE SAR	VOLUME SAR
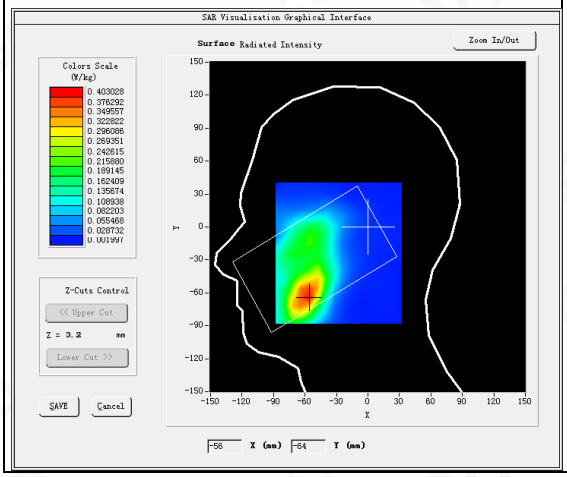	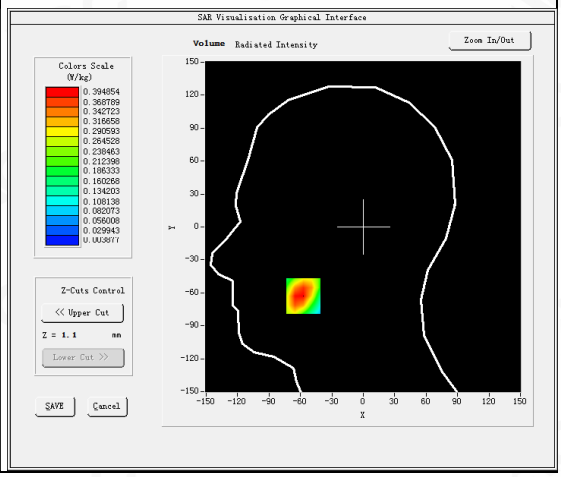

Maximum location: X=-57.00, Y=-63.00
SAR Peak: 0.65 W/kg

SAR 10g (W/Kg)	0.212990
SAR 1g (W/Kg)	0.391302

Any report having not been signed by authorized approver, or having been altered without authorization, or having not been stamped by the "Dedicated Testing/Inspection Stamp" is deemed to be invalid. Copying or excerpting portion of, or altering the content of the report is not permitted without the written authorization of AGC. The test results presented in the report apply only to the tested sample. Any objections to report issued by AGC should be submitted to AGC within 15days after the issuance of the test report. Further enquiry of validity or verification of the test report should be addressed to AGC by agc@agc-cert.com.

Z (mm)	0.00	4.00	9.00	14.00	19.00	24.00	29.00
SAR (W/Kg)	0.5990	0.3949	0.2301	0.1353	0.0831	0.0487	0.0320

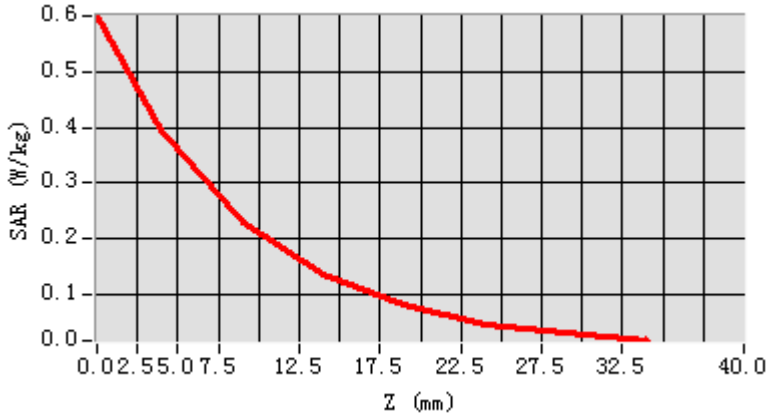

3D screen shot	Hot spot position
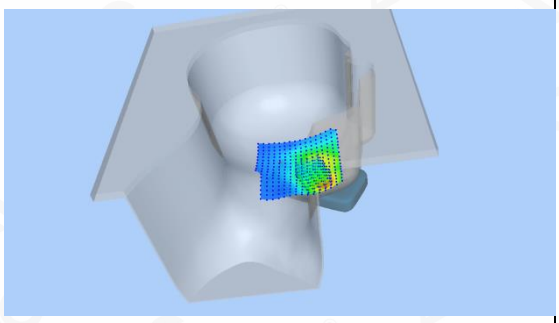	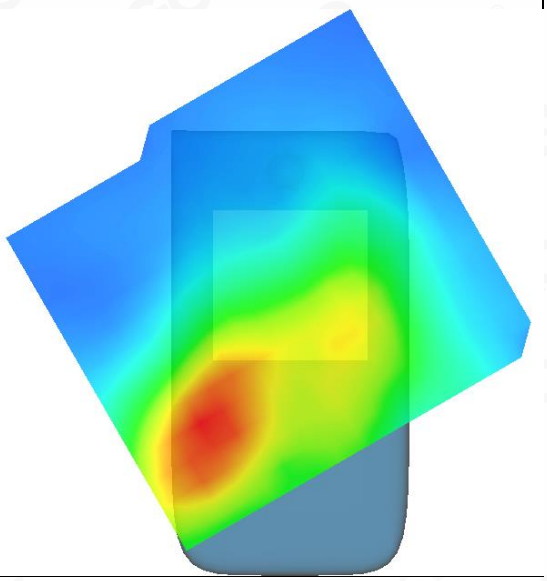

Any report having not been signed by authorized approver, or having been altered without authorization, or having not been stamped by the "Dedicated Testing/Inspection Stamp" is deemed to be invalid. Copying or excerpting portion of, or altering the content of the report is not permitted without the written authorization of AGC. The test results presented in the report apply only to the tested sample. Any objections to report issued by AGC should be submitted to AGC within 15days after the issuance of the test report. Further enquiry of validity or verification of the test report should be addressed to AGC by agc@agc-cert.com.

Test Laboratory: AGC Lab **Date: Oct. 26,2020**
PCS 1900 Mid-Body-Back (MS)<SIM 1>
DUT: Smartphone ; Type: M5+

Communication System: Generic GSM; Communication System Band: PCS 1900; Duty Cycle: 1:8.3; Conv.F=4.72;
Frequency: 1880 MHz; Medium parameters used: f = 1900 MHz; σ= 1.40 mho/m; εr =39.02; ρ= 1000 kg/m³ ;
Phantom section: Flat Section
Ambient temperature (℃): 21.4, Liquid temperature (℃): 21.2

SATIMO Configuration:
Probe: SSE5; Calibrated: Jun. 24,2020; Serial No.: SN 24/20 EP336
Sensor-Surface: 4mm (Mechanical Surface Detection)
Phantom: SAM twin phantom
Measurement SW: OpenSAR V4_02_35

Configuration/PCS1900 Mid-Body-Back/Area Scan: Measurement grid: dx=8mm, dy=8mm
Configuration/PCS1900 Mid-Body-Back/Zoom Scan: Measurement grid: dx=8mm,dy=8mm, dz=5mm;

Area Scan	surf_sam_plan.txt, h= 5.00 mm
ZoomScan	5x5x7,dx=8mm dy=8mm dz=5mm,Complete
Phantom	Validation plane
Device Position	Body Back
Band	PCS 1900
Channels	Middle
Signal	TDMA (Crest factor: 8.0)

SURFACE SAR	VOLUME SAR
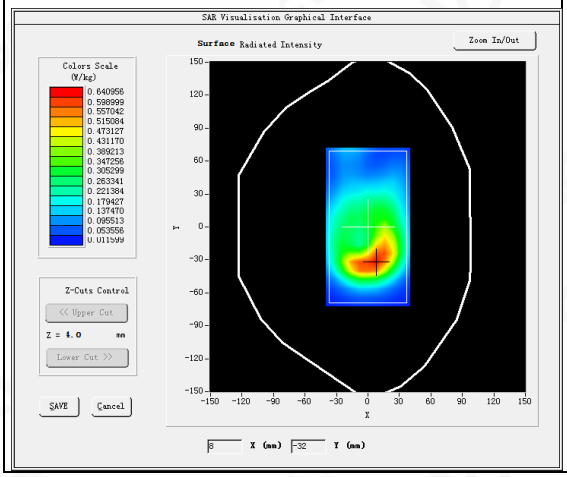	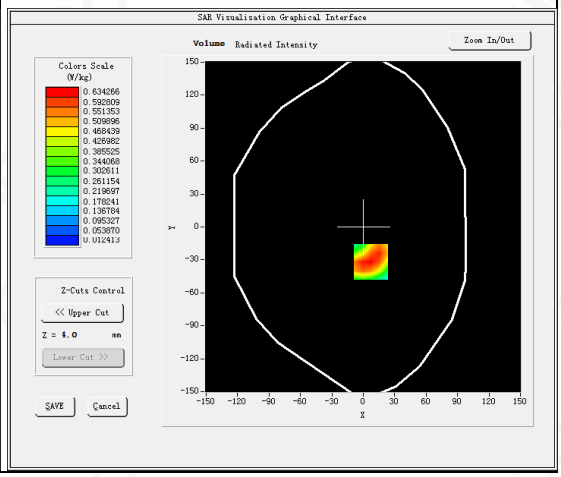

Maximum location: X=7.00, Y=-32.00
SAR Peak: 0.98 W/kg

SAR 10g (W/Kg)	0.337256
SAR 1g (W/Kg)	0.608294

Any report having not been signed by authorized approver, or having been altered without authorization, or having not been stamped by the "Dedicated Testing/Inspection Stamp" is deemed to be invalid. Copying or excerpting portion of, or altering the content of the report is not permitted without the written authorization of AGC. The test results presented in the report apply only to the tested sample. Any objections to report issued by AGC should be submitted to AGC within 15days after the issuance of the test report. Further enquiry of validity or verification of the test report should be addressed to AGC by agc@agc-cert.com.

Z (mm)	0.00	4.00	9.00	14.00	19.00	24.00	29.00
SAR (W/Kg)	0.9891	0.6343	0.3578	0.2111	0.1240	0.0690	0.0399

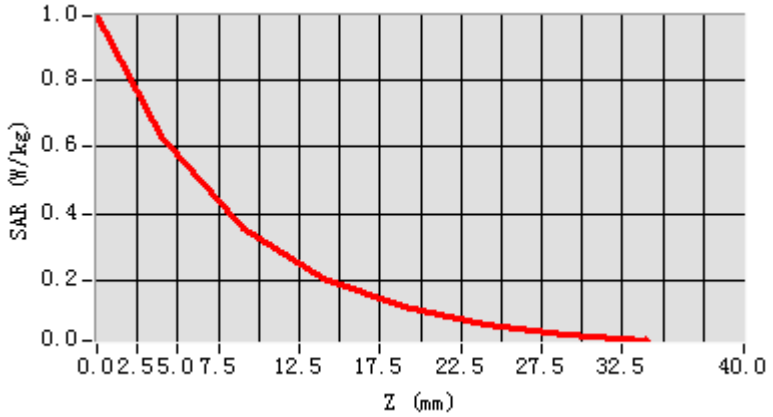

3D screen shot	Hot spot position
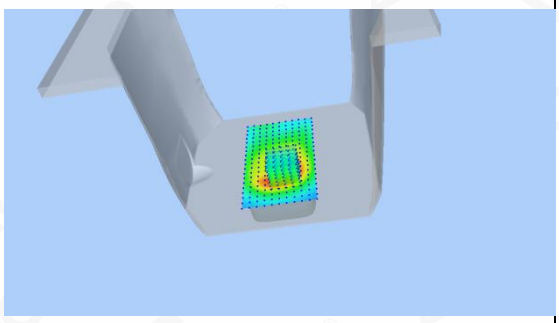	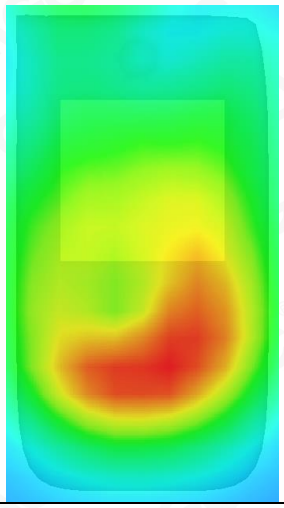

Any report having not been signed by authorized approver, or having been altered without authorization, or having not been stamped by the "Dedicated Testing/Inspection Stamp" is deemed to be invalid. Copying or excerpting portion of, or altering the content of the report is not permitted without the written authorization of AGC. The test results presented in the report apply only to the tested sample. Any objections to report issued by AGC should be submitted to AGC within 15days after the issuance of the test report. Further enquiry of validity or verification of the test report should be addressed to AGC by agc@agc-cert.com.

Test Laboratory: AGC Lab **Date: Oct. 26,2020**
GPRS 1900 Mid-Body-Back (3up)
DUT: Smartphone ; Type: M5+

Communication System: GPRS-3Slot; Communication System Band: PCS 1900; Duty Cycle: 1:2.7; Conv.F=4.72; Frequency: 1880 MHz; Medium parameters used: f = 1900 MHz; σ= 1.40 mho/m; εr =39.02; ρ= 1000 kg/m³ ;
Phantom section: Flat Section
Ambient temperature (℃): 21.4, Liquid temperature (℃): 21.2

SATIMO Configuration:
Probe: SSE5; Calibrated: Jun. 24,2020; Serial No.: SN 24/20 EP336
Sensor-Surface: 4mm (Mechanical Surface Detection)
Phantom: SAM twin phantom
Measurement SW: OpenSAR V4_02_35

Configuration/GPRS1900 Mid-Body-Back/Area Scan: Measurement grid: dx=8mm, dy=8mm
Configuration/GPRS1900 Mid-Body-Back/Zoom Scan: Measurement grid: dx=8mm,dy=8mm, dz=5mm;

Area Scan	surf_sam_plan.txt, h= 5.00 mm
Zoom Scan	5x5x7,dx=8mm dy=8mm dz=5mm,Complete
Phantom	Validation plane
Device Position	Body Back
Band	PCS 1900
Channels	Middle
Signal	TDMA (Crest factor: 2.7)

SURFACE SAR	VOLUME SAR
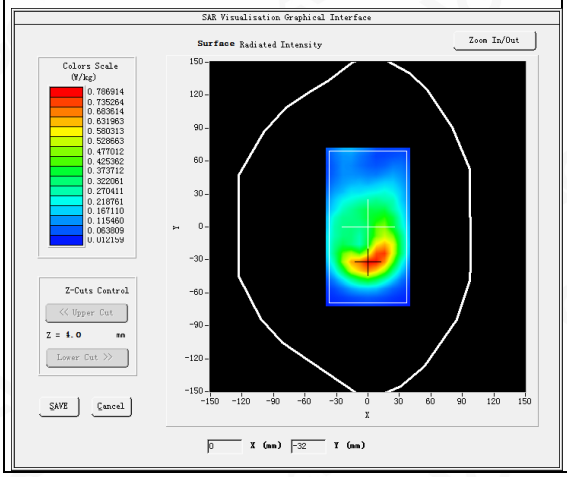	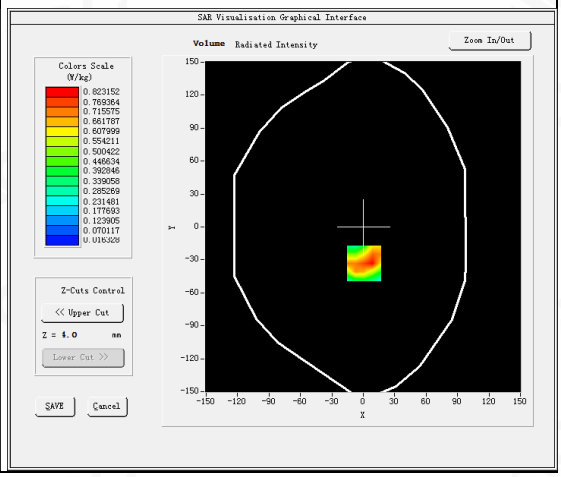

Maximum location: X=1.00, Y=-33.00
SAR Peak: 1.35 W/kg

SAR 10g (W/Kg)	0.409419
SAR 1g (W/Kg)	0.752218

Any report having not been signed by authorized approver, or having been altered without authorization, or having not been stamped by the "Dedicated Testing/Inspection Stamp" is deemed to be invalid. Copying or excerpting portion of, or altering the content of the report is not permitted without the written authorization of AGC. The test results presented in the report apply only to the tested sample. Any objections to report issued by AGC should be submitted to AGC within 15days after the issuance of the test report. Further enquiry of validity or verification of the test report should be addressed to AGC by agc@agc-cert.com.

Z (mm)	0.00	4.00	9.00	14.00	19.00	24.00	29.00
SAR (W/Kg)	1.3536	0.8232	0.4283	0.2480	0.1382	0.0779	0.0457

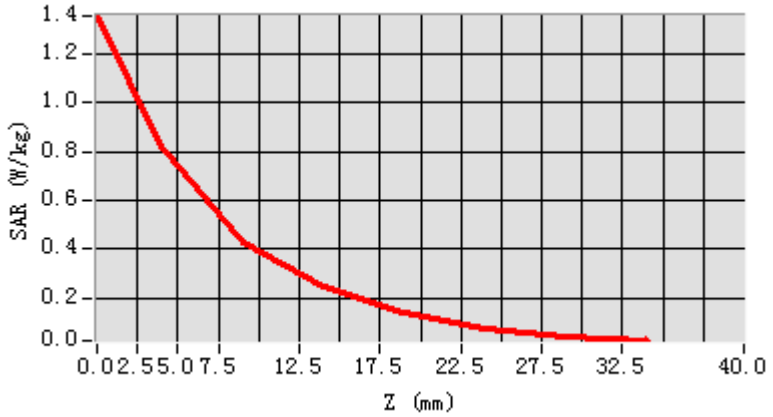

3D screen shot	Hot spot position
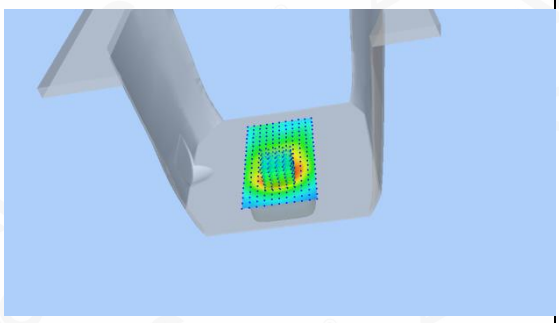	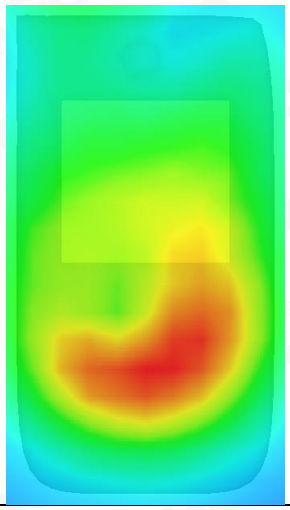

Any report having not been signed by authorized approver, or having been altered without authorization, or having not been stamped by the "Dedicated Testing/Inspection Stamp" is deemed to be invalid. Copying or excerpting portion of, or altering the content of the report is not permitted without the written authorization of AGC. The test results presented in the report apply only to the tested sample. Any objections to report issued by AGC should be submitted to AGC within 15days after the issuance of the test report. Further enquiry of validity or verification of the test report should be addressed to AGC by agc@agc-cert.com.

Test Laboratory: AGC Lab **Date: Oct. 26,2020**
WCDMA Band II Mid-Touch-Right (RMC)
DUT: Smartphone ; Type: M5+

Communication System: UMTS; Communication System Band: Band II UTRA/FDD ;Duty Cycle:1:1; Conv.F=4.72;
Frequency: 1880 MHz; Medium parameters used: f = 1900 MHz; σ= 1.40 mho/m; εr =39.02; ρ= 1000 kg/m³ ;
Phantom section: Right Section
Ambient temperature (℃): 21.4, Liquid temperature (℃): 21.2

SATIMO Configuration:
Probe: SSE5; Calibrated: Jun. 24,2020; Serial No.: SN 24/20 EP336
Sensor-Surface: 4mm (Mechanical Surface Detection)
Phantom: SAM twin phantom
Measurement SW: OpenSAR V4_02_35

Configuration/WCDMA band II Mid-Touch-Right/Area Scan: Measurement grid: dx=8mm, dy=8mm
Configuration/WCDMA band II Mid-Touch-Right/Zoom Scan: Measurement grid: dx=8mm,dy=8mm, dz=5mm;

Area Scan	dx=8mm dy=8mm, h= 5.00 mm
ZoomScan	5x5x7,dx=8mm dy=8mm dz=5mm,Complete
Phantom	Right head
Device Position	Cheek
Band	WCDMA band II
Channels	Middle
Signal	CDMA (Crest factor: 1.0)

SURFACE SAR	VOLUME SAR
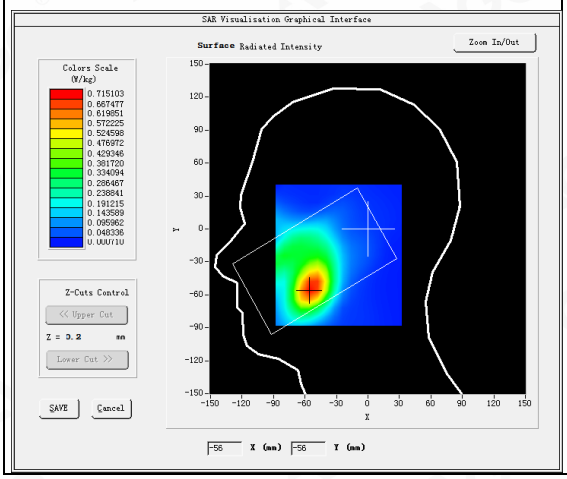	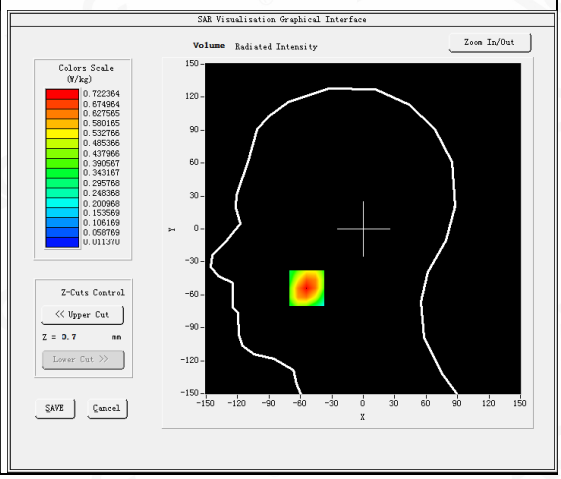

Maximum location: X=-54.00, Y=-54.00
SAR Peak: 1.06 W/kg

SAR 10g (W/Kg)	0.394110
SAR 1g (W/Kg)	0.685506

Any report having not been signed by authorized approver, or having been altered without authorization, or having not been stamped by the "Dedicated Testing/Inspection Stamp" is deemed to be invalid. Copying or excerpting portion of, or altering the content of the report is not permitted without the written authorization of AGC. The test results presented in the report apply only to the tested sample. Any objections to report issued by AGC should be submitted to AGC within 15days after the issuance of the test report. Further enquiry of validity or verification of the test report should be addressed to AGC by agc@agc-cert.com.

Z (mm)	0.00	4.00	9.00	14.00	19.00	24.00	29.00
SAR (W/Kg)	1.0599	0.7224	0.4407	0.2729	0.1668	0.1048	0.0636

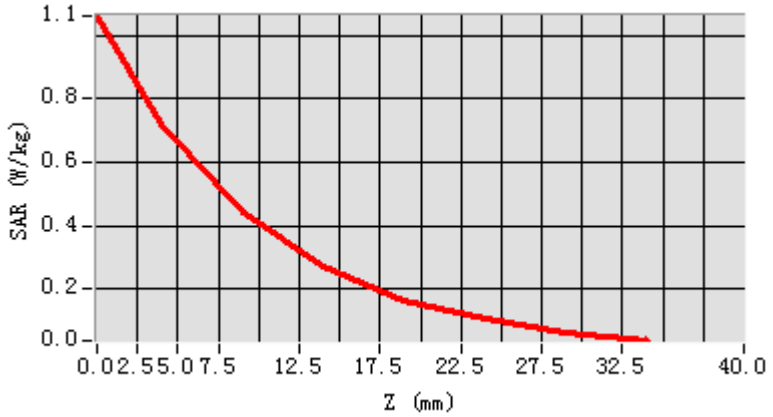

3D screen shot	Hot spot position
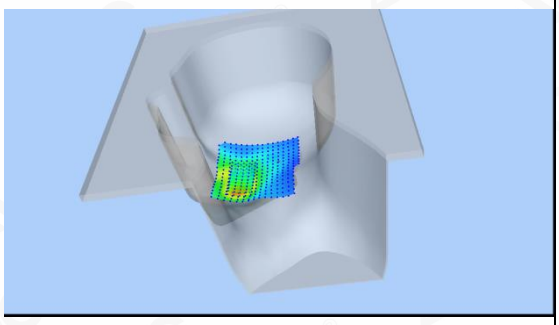	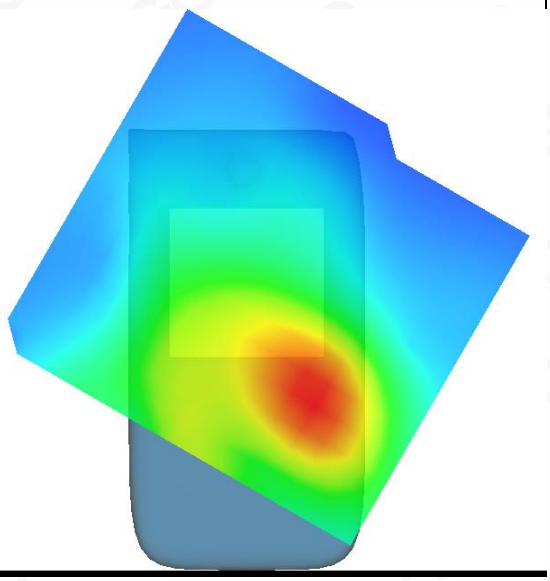

Any report having not been signed by authorized approver, or having been altered without authorization, or having not been stamped by the "Dedicated Testing/Inspection Stamp" is deemed to be invalid. Copying or excerpting portion of, or altering the content of the report is not permitted without the written authorization of AGC. The test results presented in the report apply only to the tested sample. Any objections to report issued by AGC should be submitted to AGC within 15days after the issuance of the test report. Further enquiry of validity or verification of the test report should be addressed to AGC by agc@agc-cert.com.

Test Laboratory: AGC Lab **Date: Oct. 26,2020**
WCDMA Band II Mid-Body-Towards Grounds (RMC 12.2kbps)
DUT: Smartphone ; Type: M5+

Communication System: UMTS; Communication System Band: Band II UTRA/FDD ;Duty Cycle:1:1; Conv.F=4.72;
Frequency: 1880 MHz; Medium parameters used: f = 1900 MHz; σ=1.40 mho/m; εr =39.02; ρ= 1000 kg/m³ ;
Phantom section: Flat Section
Ambient temperature (℃): 21.4, Liquid temperature (℃): 21.2

SATIMO Configuration:
Probe: SSE5; Calibrated: Jun. 24,2020; Serial No.: SN 24/20 EP336
Sensor-Surface: 4mm (Mechanical Surface Detection)
Phantom: SAM twin phantom
Measurement SW: OpenSAR V4_02_35

Configuration/ WCDMA band II Mid-Body-back/Area Scan: Measurement grid: dx=8mm, dy=8mm
Configuration/ WCDMA band II Mid-Body-back/Zoom Scan: Measurement grid: dx=8mm,dy=8mm, dz=5m;

Area Scan	surf_sam_plan.txt, h= 5.00 mm
ZoomScan	5x5x7,dx=8mm dy=8mm dz=5mm,Complete
Phantom	Validation plane
Device Position	Body Back
Band	WCDMA band II
Channels	Middle
Signal	CDMA (Crest factor: 1.0)

SURFACE SAR	VOLUME SAR
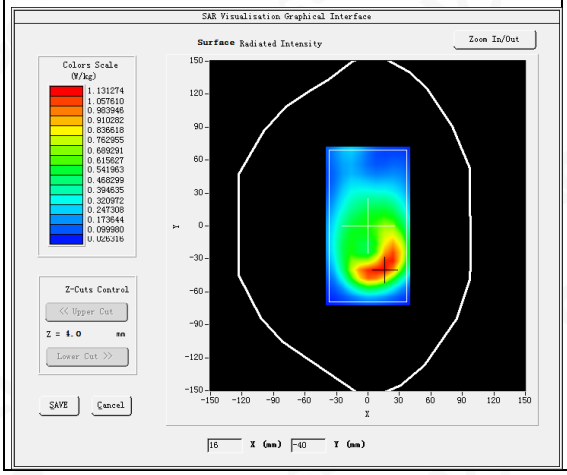	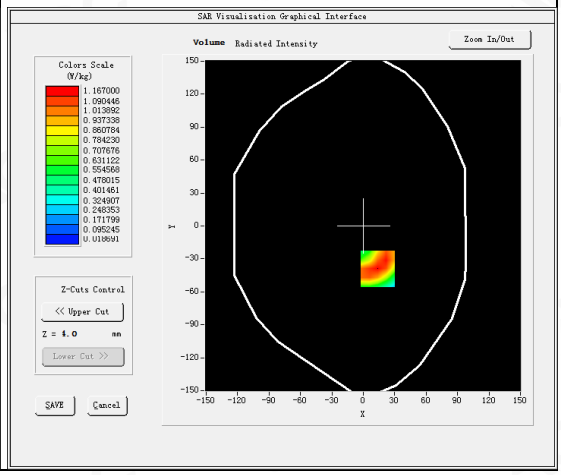

Maximum location: X=14.00, Y=-39.00
SAR Peak: 1.87 W/kg

SAR 10g (W/Kg)	0.607733
SAR 1g (W/Kg)	1.113676

Any report having not been signed by authorized approver, or having been altered without authorization, or having not been stamped by the "Dedicated Testing/Inspection Stamp" is deemed to be invalid. Copying or excerpting portion of, or altering the content of the report is not permitted without the written authorization of AGC. The test results presented in the report apply only to the tested sample. Any objections to report issued by AGC should be submitted to AGC within 15days after the issuance of the test report. Further enquiry of validity or verification of the test report should be addressed to AGC by agc@agc-cert.com.

Z (mm)	0.00	4.00	9.00	14.00	19.00	24.00	29.00
SAR (W/Kg)	1.8543	1.1670	0.6366	0.3580	0.2030	0.1160	0.0666

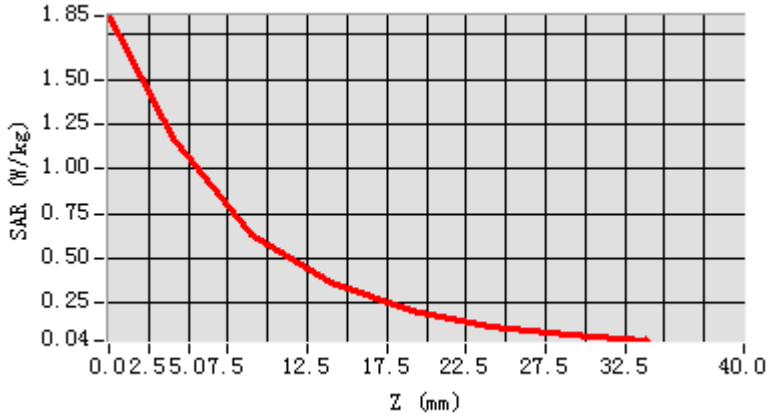

3D screen shot	Hot spot position
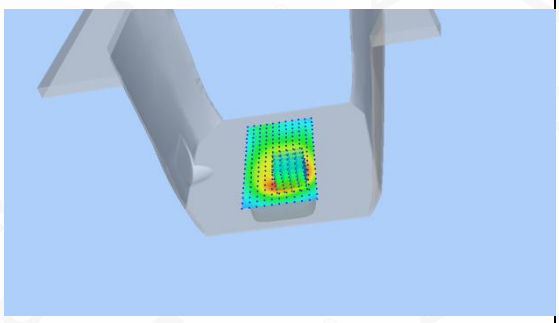	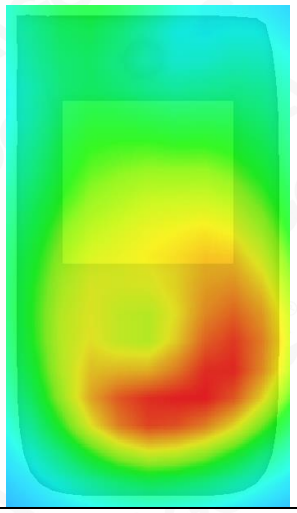

Any report having not been signed by authorized approver, or having been altered without authorization, or having not been stamped by the "Dedicated Testing/Inspection Stamp" is deemed to be invalid. Copying or excerpting portion of, or altering the content of the report is not permitted without the written authorization of AGC. The test results presented in the report apply only to the tested sample. Any objections to report issued by AGC should be submitted to AGC within 15days after the issuance of the test report. Further enquiry of validity or verification of the test report should be addressed to AGC by agc@agc-cert.com.

Test Laboratory: AGC Lab **Date: Oct. 26,2020**
WCDMA Band II High-Body-Towards Grounds (RMC 12.2kbps)
DUT: Smartphone ; Type: M5+

Communication System: UMTS; Communication System Band: Band II UTRA/FDD ;Duty Cycle:1:1; Conv.F=4.72;
Frequency: 1907.6 MHz; Medium parameters used: f = 1900 MHz; σ=1.36 mho/m; εr =40.51; ρ= 1000 kg/m³ ;
Phantom section: Flat Section
Ambient temperature (℃): 21.4, Liquid temperature (℃): 21.2

SATIMO Configuration:
Probe: SSE5; Calibrated: Jun. 24,2020; Serial No.: SN 24/20 EP336
Sensor-Surface: 4mm (Mechanical Surface Detection)
Phantom: SAM twin phantom
Measurement SW: OpenSAR V4_02_35

Configuration/ WCDMA band II High-Body-back/Area Scan: Measurement grid: dx=8mm, dy=8mm
Configuration/ WCDMA band II High-Body-back/Zoom Scan: Measurement grid: dx=8mm,dy=8mm, dz=5m;

Area Scan	surf_sam_plan.txt, h= 5.00 mm
ZoomScan	5x5x7,dx=8mm dy=8mm dz=5mm,Complete
Phantom	Validation plane
Device Position	Body Back
Band	WCDMA band II
Channels	High
Signal	CDMA (Crest factor: 1.0)

SURFACE SAR	VOLUME SAR
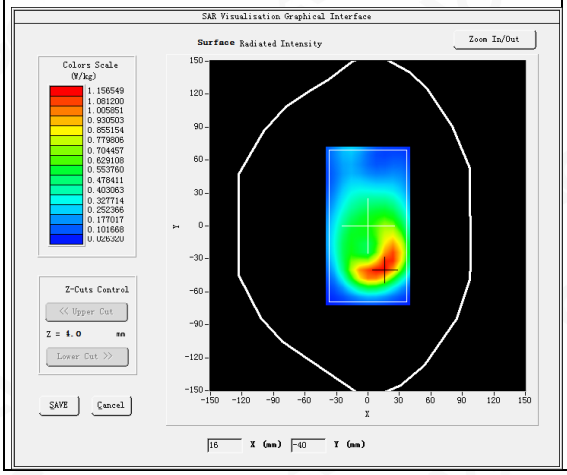	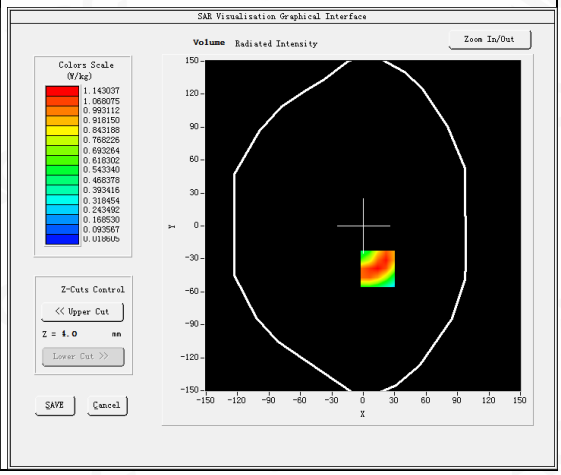

Maximum location: X=14.00, Y=-39.00
SAR Peak: 1.82 W/kg

SAR 10g (W/Kg)	0.597252
SAR 1g (W/Kg)	1.089697

Any report having not been signed by authorized approver, or having been altered without authorization, or having not been stamped by the "Dedicated Testing/Inspection Stamp" is deemed to be invalid. Copying or excerpting portion of, or altering the content of the report is not permitted without the written authorization of AGC. The test results presented in the report apply only to the tested sample. Any objections to report issued by AGC should be submitted to AGC within 15days after the issuance of the test report. Further enquiry of validity or verification of the test report should be addressed to AGC by agc@agc-cert.com.

Z (mm)	0.00	4.00	9.00	14.00	19.00	24.00	29.00
SAR (W/Kg)	1.8180	1.1430	0.6240	0.3560	0.2030	0.1160	0.0667

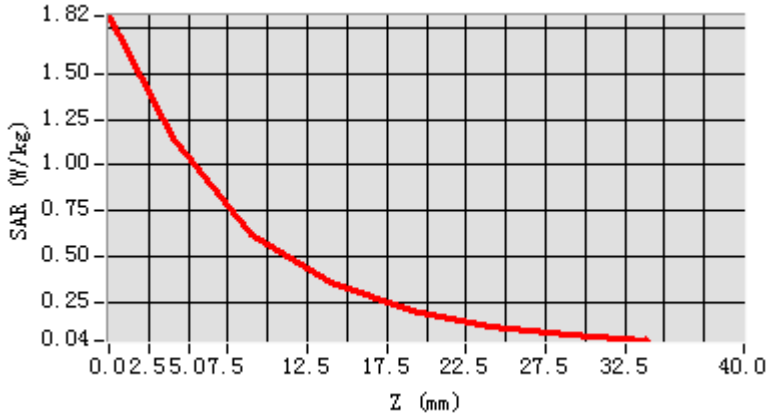

3D screen shot	Hot spot position
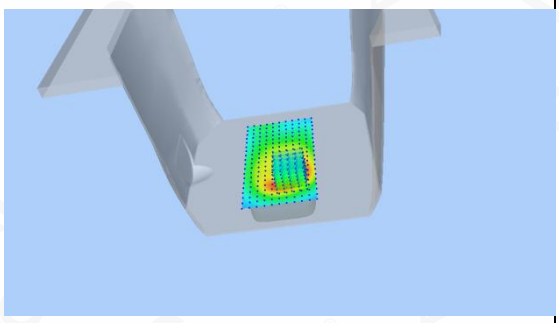	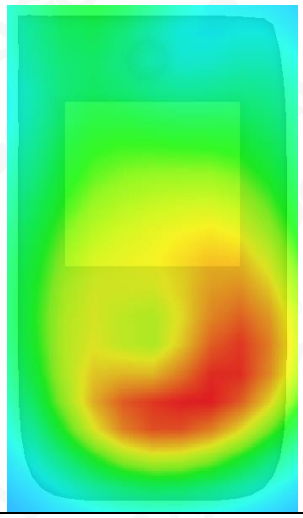

Any report having not been signed by authorized approver, or having been altered without authorization, or having not been stamped by the "Dedicated Testing/Inspection Stamp" is deemed to be invalid. Copying or excerpting portion of, or altering the content of the report is not permitted without the written authorization of AGC. The test results presented in the report apply only to the tested sample. Any objections to report issued by AGC should be submitted to AGC within 15days after the issuance of the test report. Further enquiry of validity or verification of the test report should be addressed to AGC by agc@agc-cert.com.

Test Laboratory: AGC Lab **Date: Oct. 24,2020**

WCDMA Band Ⅴ Mid-Touch-Right (RMC)

DUT: Smartphone ; Type: M5+

Communication System: UMTS; Communication System Band: BAND V UTRA/FDD ; Duty Cycle:1: 1; Conv.F=5.26;
Frequency: 836.6 MHz; Medium parameters used: f = 835MHz; σ=0.89 mho/m; εr =40.35; ρ= 1000 kg/m³ ;
Phantom section:Right Section
Ambient temperature (℃): 21.2, Liquid temperature (℃): 20.9

SATIMO Configuration:
Probe: SSE5; Calibrated: Jun. 24,2020; Serial No.: SN 24/20 EP336
Sensor-Surface: 4mm (Mechanical Surface Detection)
Phantom: SAM twin phantom
Measurement SW: OpenSAR V4_02_35

Configuration/ WCDMA Band V Mid-Touch-Right/Area Scan: Measurement grid: dx=8mm, dy=8mm
Configuration/ WCDMA Band V Mid-Touch-Right/Zoom Scan: Measurement grid: dx=8mm, dy=8mm, dz=5mm

Area Scan	dx=8mm dy=8mm, h= 5.00 mm
ZoomScan	5x5x7,dx=8mm dy=8mm dz=5mm,Complete
Phantom	Right head
Device Position	Cheek
Band	WCDMA Band V
Channels	Middle
Signal	CDMA (Crest factor: 1.0)

SURFACE SAR	VOLUME SAR
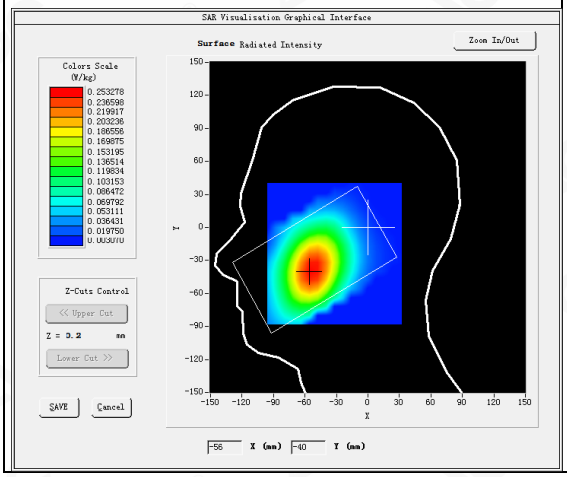	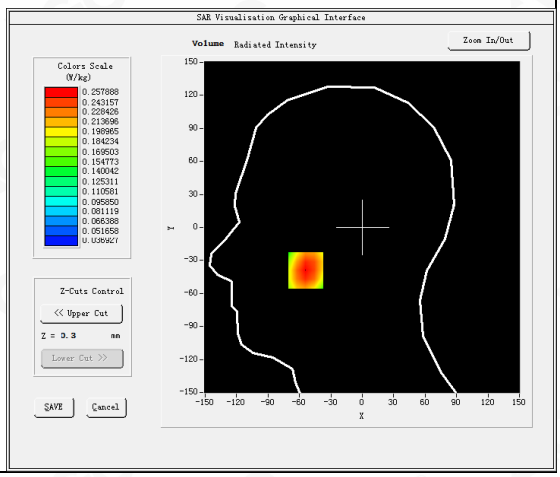

Maximum location: X=-54.00, Y=-39.00
SAR Peak: 0.30 W/kg

SAR 10g (W/Kg)	0.187939
SAR 1g (W/Kg)	0.248893

Any report having not been signed by authorized approver, or having been altered without authorization, or having not been stamped by the "Dedicated Testing/Inspection Stamp" is deemed to be invalid. Copying or excerpting portion of, or altering the content of the report is not permitted without the written authorization of AGC. The test results presented in the report apply only to the tested sample. Any objections to report issued by AGC should be submitted to AGC within 15days after the issuance of the test report. Further enquiry of validity or verification of the test report should be addressed to AGC by agc@agc-cert.com.

Z (mm)	0.00	4.00	9.00	14.00	19.00	24.00	29.00
SAR (W/Kg)	0.3006	0.2579	0.2108	0.1689	0.1358	0.1071	0.0846

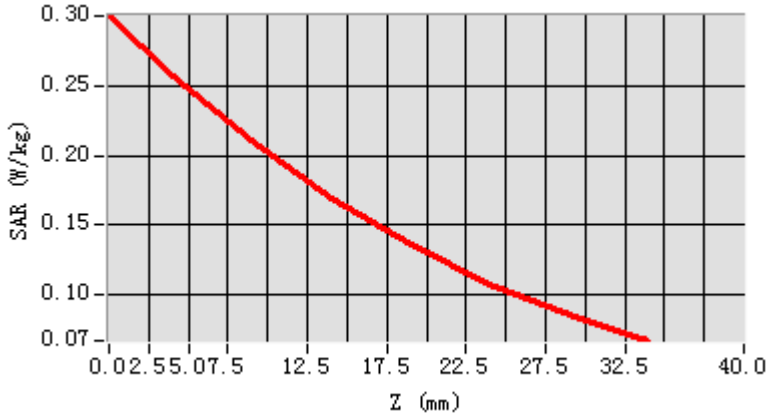

3D screen shot	Hot spot position
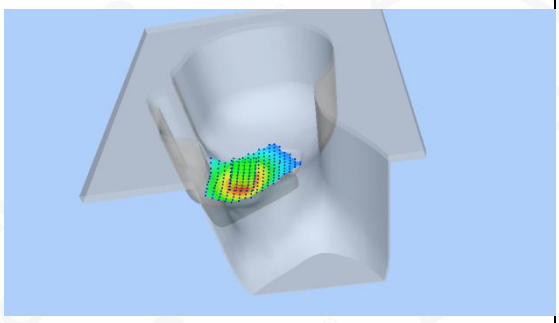	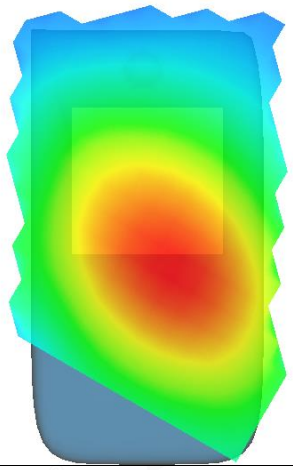

Any report having not been signed by authorized approver, or having been altered without authorization, or having not been stamped by the "Dedicated Testing/Inspection Stamp" is deemed to be invalid. Copying or excerpting portion of, or altering the content of the report is not permitted without the written authorization of AGC. The test results presented in the report apply only to the tested sample. Any objections to report issued by AGC should be submitted to AGC within 15days after the issuance of the test report. Further enquiry of validity or verification of the test report should be addressed to AGC by agc@agc-cert.com.

Test Laboratory: AGC Lab **Date: Oct. 24,2020**

WCDMA Band Ⅴ Mid-Body-Towards Grounds (RMC)

DUT: Smartphone ; Type: M5+

Communication System: UMTS; Communication System Band: BAND V UTRA/FDD; Duty Cycle:1: 1; Conv.F=5.26;
Frequency: 836.6 MHz; Medium parameters used: f = 835MHz; σ= 0.89 mho/m; εr = 40.35; ρ= 1000 kg/m³ ;
Phantom section: Flat Section
Ambient temperature (℃): 21.2, Liquid temperature (℃): 20.9

SATIMO Configuration:
Probe: SSE5; Calibrated: Jun. 24,2020; Serial No.: SN 24/20 EP336
Sensor-Surface: 4mm (Mechanical Surface Detection)
Phantom: SAM twin phantom
Measurement SW: OpenSAR V4_02_35

Configuration/ WCDMA Band V Mid-Body-Back/Area Scan: Measurement grid: dx=8mm, dy=8mm
Configuration/ WCDMA Band V Mid-Body-Back/Zoom Scan: Measurement grid: dx=8mm,dy=8mm, dz=5mm;

Area Scan	surf_sam_plan.txt, h= 5.00 mm
ZoomScan	5x5x7,dx=8mm dy=8mm dz=5mm,Complete
Phantom	Validation plane
Device Position	Body Back
Band	WCDMA Band V
Channels	Middle
Signal	CDMA (Crest factor: 1.0)

SURFACE SAR	VOLUME SAR
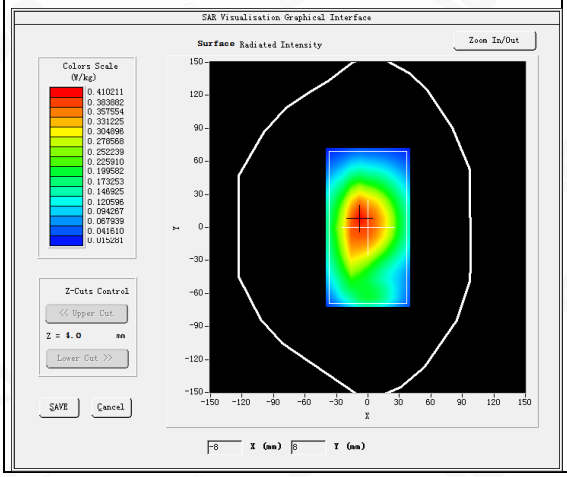	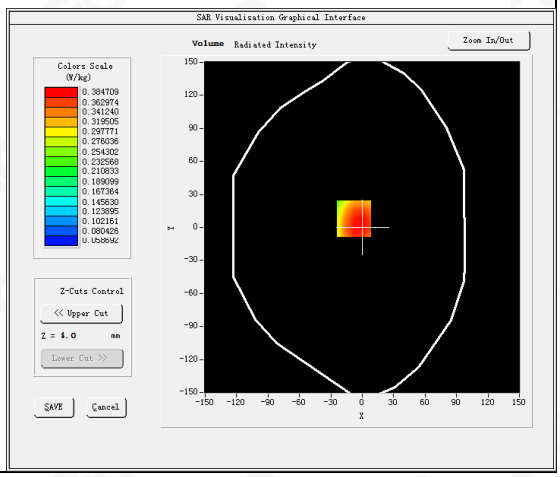

Maximum location: X=-8.00, Y=8.00
SAR Peak: 0.47 W/kg

SAR 10g (W/Kg)	0.279499
SAR 1g (W/Kg)	0.373328

Any report having not been signed by authorized approver, or having been altered without authorization, or having not been stamped by the "Dedicated Testing/Inspection Stamp" is deemed to be invalid. Copying or excerpting portion of, or altering the content of the report is not permitted without the written authorization of AGC. The test results presented in the report apply only to the tested sample. Any objections to report issued by AGC should be submitted to AGC within 15days after the issuance of the test report. Further enquiry of validity or verification of the test report should be addressed to AGC by agc@agc-cert.com.

Z (mm)	0.00	4.00	9.00	14.00	19.00	24.00	29.00
SAR (W/Kg)	0.5420	0.3847	0.2642	0.2337	0.1575	0.1405	0.0986

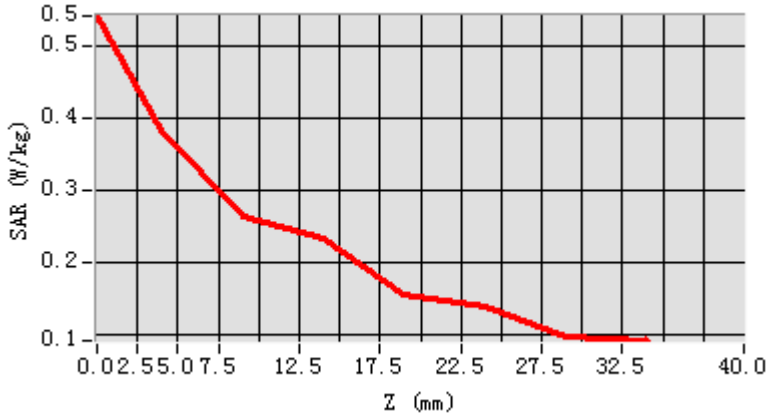

3D screen shot	Hot spot position
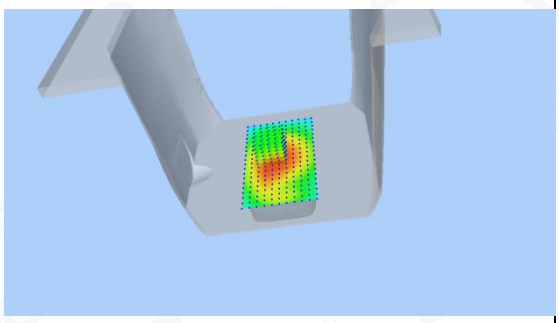	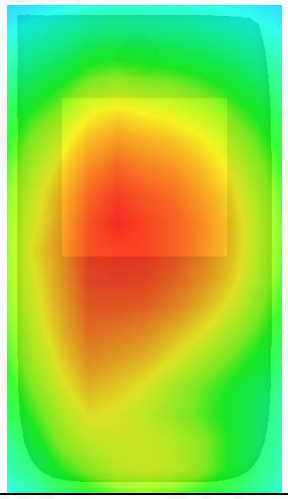

Any report having not been signed by authorized approver, or having been altered without authorization, or having not been stamped by the "Dedicated Testing/Inspection Stamp" is deemed to be invalid. Copying or excerpting portion of, or altering the content of the report is not permitted without the written authorization of AGC. The test results presented in the report apply only to the tested sample. Any objections to report issued by AGC should be submitted to AGC within 15days after the issuance of the test report. Further enquiry of validity or verification of the test report should be addressed to AGC by agc@agc-cert.com.

Test Laboratory: AGC Lab **Date: Oct. 27,2020**
LTE Band 4 Mid-Touch-Right (1 RB#0)
DUT: Smartphone ; Type: M5+

Communication System: LTE; Communication System Band: LTE Band 4; Duty Cycle:1:1; Conv.F=4.48;
Frequency:1732.5 MHz; Medium parameters used: f =1750 MHz; σ= 1.40 mho/m; εr =41.08; ρ= 1000 kg/m³ ;
Phantom section: Right Section
Ambient temperature (℃): 21.7, Liquid temperature (℃): 21.5

SATIMO Configuration:
Probe: SSE5; Calibrated: Jun. 24,2020; Serial No.: SN 24/20 EP336
Sensor-Surface: 4mm (Mechanical Surface Detection)
Phantom: SAM twin phantom
Measurement SW: OpenSAR V4_02_35

Configuration/ LTE Band 4 Mid- Touch-Right /Area Scan: Measurement grid: dx=8mm, dy=8mm
Configuration/ LTE Band 4 Mid- Touch-Right /Zoom Scan: Measurement grid: dx=8mm,dy=8mm, dz=5mm;

Area Scan	dx=8mm dy=8mm, h= 5.00 mm
Zoom Scan	5x5x7,dx=8mm dy=8mm dz=5mm
Phantom	Right head
Device Position	Cheek
Band	LTE Band 4
Channels	Middle
Signal	OFDM (Crest factor: 1.0)

SURFACE SAR	VOLUME SAR
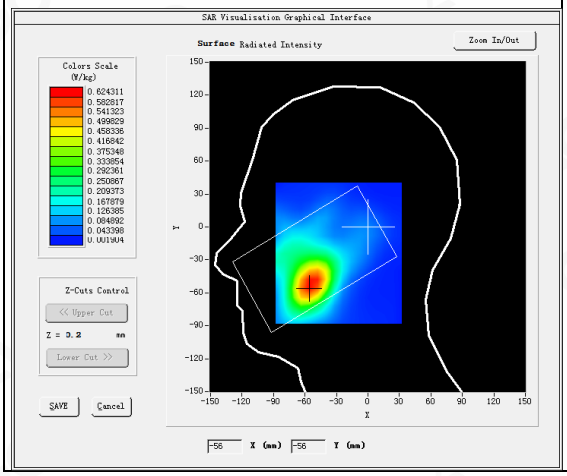	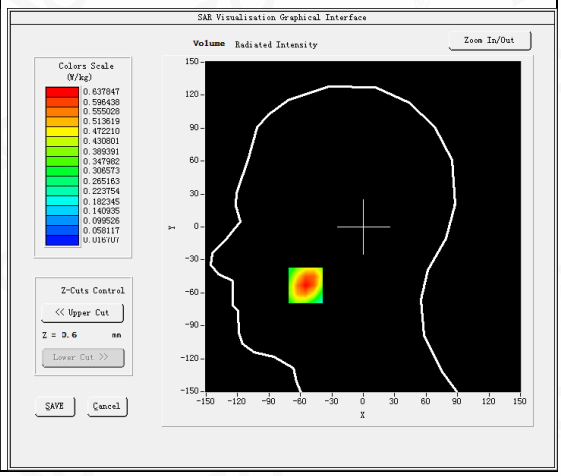

Maximum location: X=-55.00, Y=-53.00
SAR Peak: 0.90 W/kg

SAR 10g (W/Kg)	0.366918
SAR 1g (W/Kg)	0.606589

Any report having not been signed by authorized approver, or having been altered without authorization, or having not been stamped by the "Dedicated Testing/Inspection Stamp" is deemed to be invalid. Copying or excerpting portion of, or altering the content of the report is not permitted without the written authorization of AGC. The test results presented in the report apply only to the tested sample. Any objections to report issued by AGC should be submitted to AGC within 15days after the issuance of the test report. Further enquiry of validity or verification of the test report should be addressed to AGC by agc@agc-cert.com.

Z (mm)	0.00	4.00	9.00	14.00	19.00	24.00	29.00
SAR (W/Kg)	0.8947	0.6378	0.4151	0.2738	0.1790	0.1207	0.0783

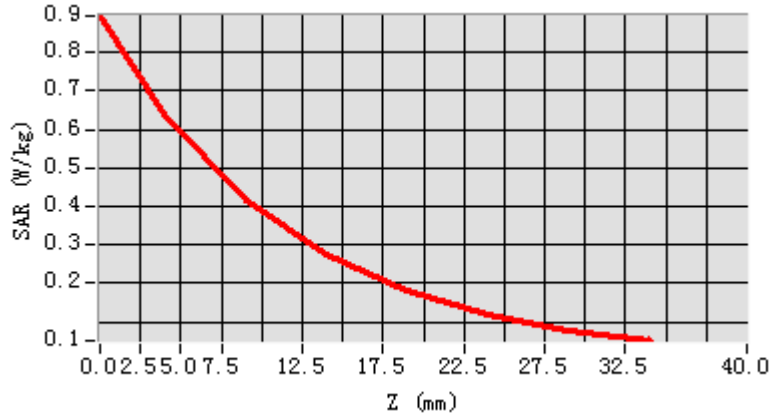

3D screen shot	Hot spot position
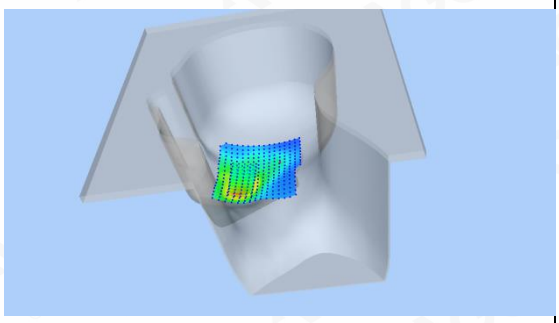	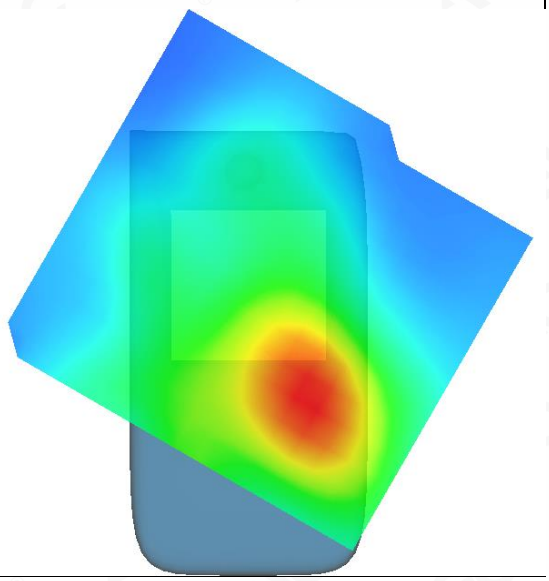

Any report having not been signed by authorized approver, or having been altered without authorization, or having not been stamped by the "Dedicated Testing/Inspection Stamp" is deemed to be invalid. Copying or excerpting portion of, or altering the content of the report is not permitted without the written authorization of AGC. The test results presented in the report apply only to the tested sample. Any objections to report issued by AGC should be submitted to AGC within 15days after the issuance of the test report. Further enquiry of validity or verification of the test report should be addressed to AGC by agc@agc-cert.com.

Attestation of Global Compliance(Shenzhen)Co., Ltd
Attestation of Global Compliance(Shenzhen)Std & Tech Co., Ltd
Tel: +86-755 2523 4088 E-mail: agc@agc-cert.com Web: http://cn.agc-cert.com/

Test Laboratory: AGC Lab **Date: Oct. 27,2020**
LTE Band 4 Low-Body-Front (1 RB#0)
DUT: Smartphone ; Type: M5+

Communication System: LTE; Communication System Band: LTE Band 4; Duty Cycle:1:1; Conv.F=4.48; Frequency:1720 MHz; Medium parameters used: f = 1800 MHz; σ= 1.42 mho/m; εr =41.74; ρ= 1000 kg/m³ ;
Phantom section: Flat Section
Ambient temperature (℃): 21.7, Liquid temperature (℃): 21.5

SATIMO Configuration:
Probe: SSE5; Calibrated: Jun. 24,2020; Serial No.: SN 24/20 EP336
Sensor-Surface: 4mm (Mechanical Surface Detection)
Phantom: SAM twin phantom
Measurement SW: OpenSAR V4_02_35

Configuration/ LTE Band 4 Low-Body-Front/Area Scan: Measurement grid: dx=8mm, dy=8mm
Configuration/ LTE Band 4 Low-Body-Front/Zoom Scan: Measurement grid: dx=8mm,dy=8mm, dz=5m;

Area Scan	surf_sam_plan.txt, h= 5.00 mm
Zoom Scan	5x5x7,dx=8mm dy=8mm dz=5mm
Phantom	Validation plane
Device Position	Body Front
Band	LTE Band 4
Channels	Low
Signal	OFDM (Crest factor: 1.0)

SURFACE SAR	VOLUME SAR
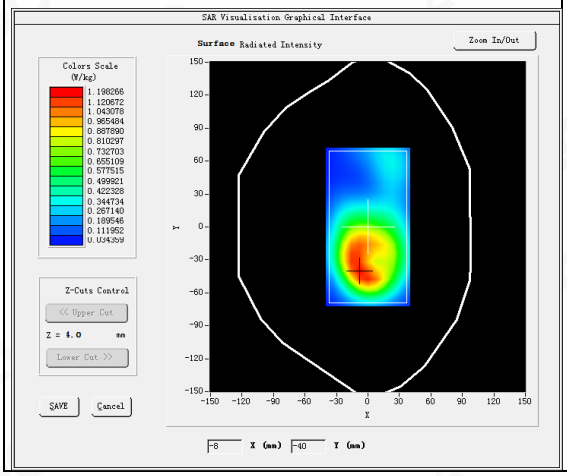	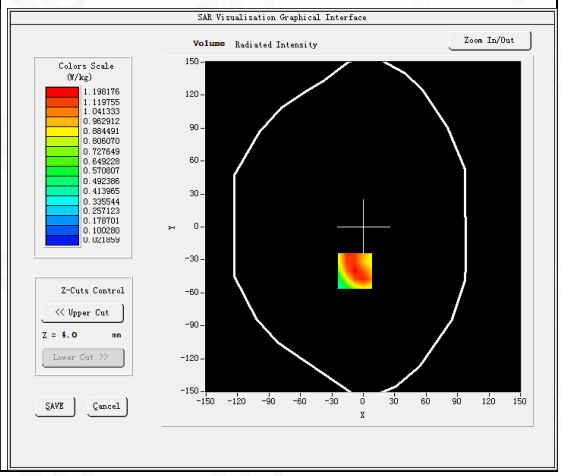

Maximum location: X=-8.00, Y=-40.00
SAR Peak: 1.81 W/kg

SAR 10g (W/Kg)	0.534264
SAR 1g (W/Kg)	0.932713

Any report having not been signed by authorized approver, or having been altered without authorization, or having not been stamped by the "Dedicated Testing/Inspection Stamp" is deemed to be invalid. Copying or excerpting portion of, or altering the content of the report is not permitted without the written authorization of AGC. The test results presented in the report apply only to the tested sample. Any objections to report issued by AGC should be submitted to AGC within 15days after the issuance of the test report. Further enquiry of validity or verification of the test report should be addressed to AGC by agc@agc-cert.com.

Z (mm)	0.00	4.00	9.00	14.00	19.00	24.00	29.00
SAR (W/Kg)	1.7921	1.1982	0.6829	0.4069	0.2003	0.1207	0.0735

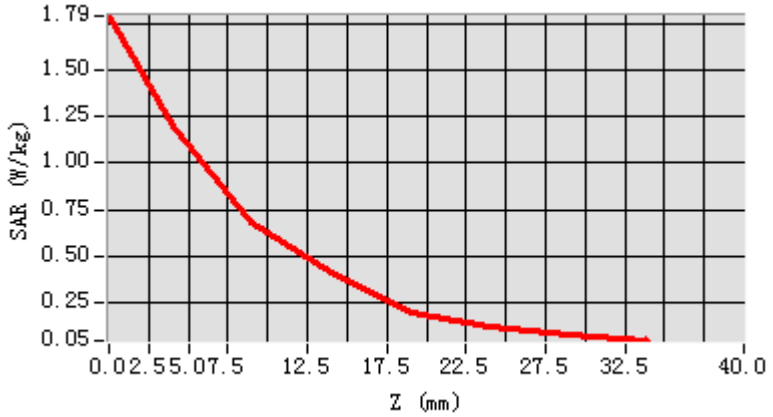

3D screen shot	Hot spot position
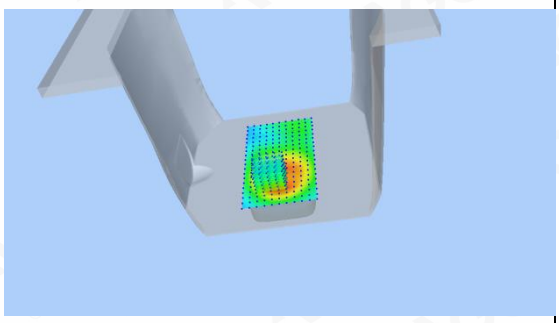	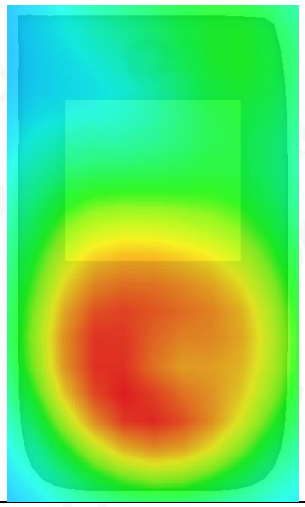

Any report having not been signed by authorized approver, or having been altered without authorization, or having not been stamped by the "Dedicated Testing/Inspection Stamp" is deemed to be invalid. Copying or excerpting portion of, or altering the content of the report is not permitted without the written authorization of AGC. The test results presented in the report apply only to the tested sample. Any objections to report issued by AGC should be submitted to AGC within 15days after the issuance of the test report. Further enquiry of validity or verification of the test report should be addressed to AGC by agc@agc-cert.com.