Main Features

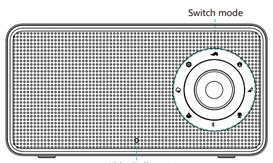

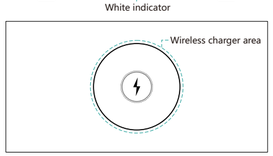

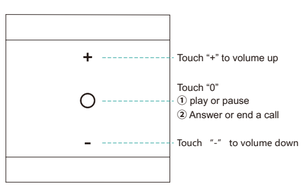

Any questions? service@qualitell.com

White Noise Natural Sound Mode

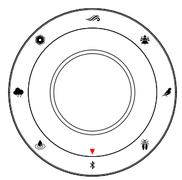

Switch the button to "on"to turn it on.

Seven natural sounds are shown as follows:

Rain :
Rotate the button to this channel, the machine will play the sound of rain.

Wind :
Rotate the button to this channel, the machine will play the sound of wind.

Wave :
Rotate the button to this channel, the machine will play the sound of ocean wave.

Forest :
Rotate the button to this channel, the machine will play the sound of leaves rustling through the trees.

Bird :
Rotate the button to this channel, the machine will play the sound of birds singing.

Cicadas :
Rotate the button to this channel, the machine will play the sound of cicadas chirping.

Brook :
Rotate the button to this channel, the machine will play the sound of a babbling brook.

Any questions? service@qualitell.com

Bluetooth Speaker Mode

Toggle the button to"on"to turn it on.

Rotate the button to Bluetooth channel :

Bluetooth Speaker Mode:
The machine can connect the Bluetooth under bluetooth speaker mode.

① Rotate the button to Bluetooth channel after turning on the machine, and it will enter the Bluetooth pairing mode. On your mobile device, turn on the Bluetooth and search, select ZS1001 from the device list to connect. Please enter "0000" to connect if password needed.

② Once paired, you'll hear a prompt tone and the white LED indicator will be of.

Volume Adjustment

① Turn on the machine, touch "+" "-" to volume up or volume down. The speaker emits a tone when reaches the maximum volume.

② Touch "0" to play or pause.

Voice Call

Connect the machine with cellphone via Bluetooth, touch "0" button to answer the call, touch this button again to end the call.

Any questions? service@qualitell.com

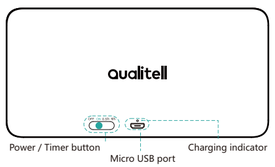

Power/Timer Button

OFF: Toggle the button to "OFF" to turn the machine off.

ON: Toggle the button to "ON" to turn the machine on.

0.5h: When the machine is on, toggle the button to "0.5h", and it will turn off after half an hour.

1h: When the machine is on, toggle the button to "1h", and it will turn off after one hour.

Micro USB port

① Charging

② Wireless charging for other devices

Notes :

The wireless charger will not work without connecting power. The internal battery just supply power for speaker module.

Any questions? service@qualitell.com

Indicator

Orange and green indicator :

1.It shows orange when connecting external power.

2.It shows green when wireless charging. After fully charged, the green LED goes out.

3.The green LED will flash if wireless charging is abnormal.

White indicator :

1.The white indicator flashes when searching for Bluetooth.

2.The white indicator goes out after connecting Bluetooth successfully.

3.The white indicator goes out in white noise natural sound mode.

Wireless Charging Mode

1.Support wireless charging of 5W/10W, connecting with external power of DC 5V/2A to provide the 5W charging, DC 9V/2A to provide the 10W charging.

2.Put the wireless charging device on the top of machine where the lighting icon, the wireless charging will turn on automatically.

Charging And Low Power

The machine will charge automatically when connecting external power. There is a prompt tone to remind the user to charge the machine with external power supply when the power is low.

Contact Us

Thank you for choosing Qualitell product.

Please know that we are just an email away and will always be happy to solve all your concerns!

Questions or Problems?

Tell us
We are here to help with our lifetime professional 100% satisfied service within 12 hrs.

service@qualitell.com

Any questions? service@qualitell.com

Specification

Product

Product name:	Qualitell White Noise Speaker with Wirelss Charger
Model:	ZS1001
Brand Name:	qualitell
Size:	5.91*3.43*3.01 inch
Net weight:	435g±5g
Color:	white
Bluetooth version:	5.0
Speaker:	4Ω5W
Li-on battery:	3.7V ⎓ 1800mAh
Wireless charging power output:	5W/10W
Rated power:	5W
Power input:	DC 5V/2A or DC 9V/2A
Hardware Version:	V1.3
Software Version:	V1.0

Accessories

USB Cable Information:

Model:	ZS1001-Cable
Length:	4ft
Manufacturer:	Shenzhen Zhishang Innovation Technology Co., Ltd.

Battery information

Model:	XTT 18650 1800mAh
Specification:	3.7V DC 1800mAh
Manufacturer :	DONGGUAN XIN TONG TAI INDUSTRIAL CO.LTD.

satisfies all the technical regulations applicable to the product within the scope of Council Directives 2014/53/EU, 2014/35/EU and 2014/30/EU:and declare that the same application has not been lodged with any other notified body.

EN 60950-1: 2006+A11: 2009+A1: 2010+A12: 2011+A2: 2013
Final draft ETSI EN 300 328 V2.2.1 (2019-04)
ETSI EN 303 417 V1.1.1 (2017-09)
Draft ETSI EN 301 489-17 V3.2.0 (2017-03)
Final draft ETSI EN 301 489-3 V2.1.1 (2017-03)
Draft ETSI EN 301 489-1 V2.2.1 (2019-03)
EN 62479:2010
EN 62311:2008

All essential radio test suites have been carried out.

NOTIFIED BODY: MiCOM Labs Inc

-Address:
575 Boulder Court,
Pleasanton, California94566
USA
Identification Number: 2280

Any questions? service@qualitell.com

MANUFACTURER or AUTHORISED REPRESENTATIVE:

-Address:

Shenzhen Zhishang Innovation Technology Co., Ltd
3A-24C, Zhuoyue Huanghoudao, Longhua District, Shenzhen, Guangdong, China

This declaration is issued under the sole responsibility of the manufacturer and, if applicable, his authorised representative.

Point of contact:

Peter Wang, +86 18607557360

Shenzhen, July 26, 2019

Peter Wang

Peter Wang General manager

FCC Statement

Changes or modifications not expressly approved by the party responsible for compliance could void the user's authority to operate the equipment.

This equipment has been tested and found to comply with the limits for a Class B digital device, pursuant to Part 15 of the FCC Rules. These limits are designed to provide reasonable protection against harmful interference in a residential installation. This equipment generates uses and can radiate radio frequency energy and, if not installed and used in accordance with the instructions, may cause harmful interference to radio communications. However, there is no guarantee that interference will not occur in a particular installation. If this equipment does cause harmful interference to radio or television reception, which can be determined by turning the equipment off and on, the user is encouraged to try to correct the interference by one or more of the following measures:

-- Reorient or relocate the receiving antenna.

-- Increase the separation between the equipment and receiver.

– Connect the equipment into an outlet on a circuit different from that to which the receiver is connected.

– Consult the dealer or an experienced radio/TV technician for help

This device complies with part 15 of the FCC rules. Operation is subject to the following two conditions (1)this device may not cause harmful interference, and (2) this device must accept any interference received, including interference that may cause undesired operation.

Any questions? service@qualitell.com

CE NB

Hereby, Shenzhen Zhishang Innovation Technology Co., Ltd declares that this Qualitell White Noise Speaker with Wirelss Charger, ZS1001 is in compliance with the essential requirements and other relevant provisions of Directive 2014/53/EU. In accordance with Article 10(2) and Article 10(10), this product allowed to be used in all EU member states.

Use the Qualitell White Noise Speaker with Wirelss Charger in the environment with the temperature between -10℃ and 45℃,

Risk of explosion if battery is replaced by an incorrect type. Dispose of used batteries according to the instructions.

The product shall only be connected to a USB interface of version USB2.0

Operation Frequency:	BT: 2402MHz~2480MHz
	WPT: 115.54 -175.32kHz
Max output power:	BT: -1.34 dBm
Manufacturer:	Shenzhen Zhishang Innovation Technology Co., Ltd
Address:	3A-24C, Zhuoyue Huanghoudao, Longhua District, Shenzhen, Guangdong, China
Tel:	+86 18607557360
E-mail:	douglas.wong@iwiinnovation.com

Packing List

Item name	Quantity
Qualitell white noise speaker with wireless charger	1
USB cable	1
Silicone pad	1
Manual	1
Warranty card	1

Troubleshooting

Problem	Possible cause	What to do
Music distort	Low power	Charge the machine
Volume too low	① Fail to adjust the volume ② No power	① Volume up ② Charge the machine
Speaker won't pair with mobile device	① Machine is not turned on ② Mobile device pairs with another speaker	① Turn it on ② If possible, turn off all other nearby Bluetooth devices or disable their Bluetooth functionality

Any questions? service@qualitell.com

Warranty Card

User information(customer filled in)

Name : _____

Post code : _____

Address : _____

Email : _____

Tel : _____

Purchasing date : _____ MM _____ DD _____YY

Seller(official seal) : _____

Address : _____

Email : _____

Tel : _____

Guidelines on nearby services

Service unit : _____

Address : _____

Email : _____

Tel : _____

Warranty Service Details

1. Qualitell warrants this product against defects in materials and workmanship under normal use for a period of ONE (1) YEAR from the date of purchase by the original purchaser ("Warranty Period"). If a defect arises and a valid claim is received within the Warranty Period, at its option, Qualitell will either 1) repair the defect at no charge, using new or refurbished replacement parts, or 2) replace the product with a new product, or provide a store credit in the amount of the purchase price of the original product.

2. To obtain warranty service, e-mail Qualitell Limited Warranty Service at **service@qualitell.com**. Please be prepared to describe.

3. All goods and accessories should be returned together. If there is any product missing, it will be deducted according to the market price.

4. Qualitell shall not be liable for reimbursements, claims and damages that may result from the unauthorized repair of the product.

Any questions? service@qualitell.com

THE WARRANTY DOES NOT COVER THE FOLLOWING:

① Periodic checks, maintenance, repair and replacement of parts due to normal wear and tear.

② Abuse or misuse, including but not solely limited to the failure to use this product for its normal purposes or in accordance with Qualitell's instructions on usage and maintenance.

③ Defects resulting from usage of the product in conjunction with accessories that are not approved by Qualitell for use with this product.

④ Failure of the product arising from incorrect installation or use not consistent with the instructions and technical or safety standards prescribed in the product user manual.

⑤ Accidents, Acts of God, lightning, water, fire, public disturbances, improper ventilation, voltage fluctuations or any cause beyond the control of Qualitell.

⑥ Unauthorized modifications carried out to the product in order to comply with local or international technical standards in countries for which this Qualitell product was not originally designed.

⑦ Damage of the battery or failure to use in accordance with the specific instructions of core outlined in the product user manual.

⑧ The serial no. on the product has been altered, deleted, removed or made illegible.

⑨ The batteries are charged by chargers other than those approved by Qualitell.

⑩ Any of the seals on the battery enclosure or cells of machine are broken or show evidence of tampering.

5. This warranty is not transferable. Above policies are for warranty service and the customer will be responsible for any costs associated with non-warranty conditions. The rights to modify and interpret the above terms is owned by the Qualitell.

	Items	Warranty Period	Memo
Main Parts	Speaker	1 Year	
	Battery	6 Months	
Accessory	USB Cable	3 Months	
	Silicone Pad	3 Months	

qualitell

Qualitell White Noise Speaker with Wireless Charger

User Manual
ZS1001

service@qualitell.com