Portable Translator

World Speak

Quick start guide

Basic operation

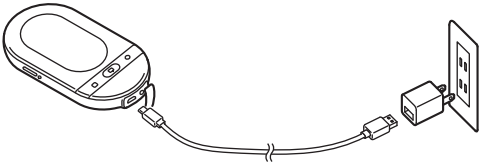

※ Please prepare the USB power adapter by yourself.

How to charge

1. Plug the provided USB charging cable into microUSB cable port on the bottom of device

2. Connect the other end to a USB power adapter (sold separately) and plug into an outlet

3. When charging is completed, unplug the USB charging cable from the device immediately

4. Unplug the USB power adapter

Language selection (2 ways)

1. Select language by touching the flag

Touch the flag(s) to select language(s) in the list.

2. Select language by voice command*

Click magic button , and say:

Select “Language1” to “Language2”

(Language 1 and Language 2 correspond the language on the left/right side of the screen respectively.)

* Magic button language recognition is according to system language you set.

Translation

Click left/right translation button to start speaking out your sentences, and wait for the translation result.

You can pause/cancel the translation by clicking these two buttons again.

Review/replay translation records

Review translation record in “History” page.

You can touch the translated result area to replay the record.

Review/replay favorite sentences

Review favorite sentences in “Favorite” page.

You can touch the translated result area to replay the favorite sentences.

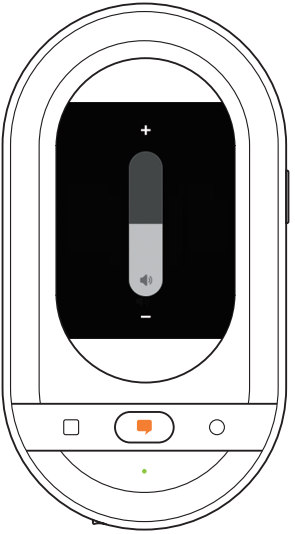

Volume adjustment

Adjust volume in “Home” page or translated result area.

You can adjust the volume by swiping up / down while touching the screen.

Updated July 18, 2019

1. e-Label (HYP10)

Go to Settings and select Information > Device > Regulatory, to view information on certification logos for your product.

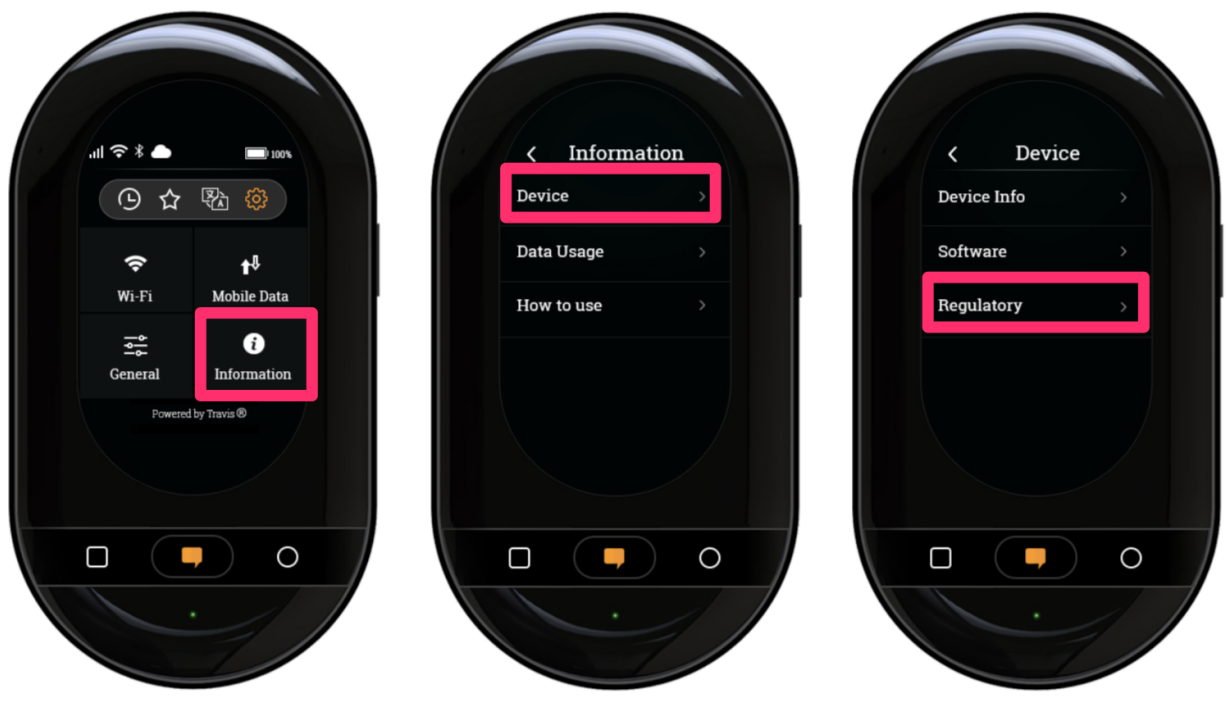

Information on Regulatory is shown as below:

2. Label on device (HYP10)

On the back of the device, information is silk printed there.

FCC RF EXPOSURE INFORMATION:

WARNING!! Read this information before using your Translator

In August 1986 the Federal Communications Commission (FCC) of the United States with its action in Report and Outer FCC 96-326 adopted an updated safety standard for human exposure to radio frequency (RF) electromagnetic energy emitted by FCC regulated transmitters. Those guidelines are consistent with the safety standard previously set by both U.S. and international standards bodies. The design of this Translator complies with the FCC guidelines and these international standards. Use only the supplied or an approved antenna. Unauthorized antennas modifications, or attachments could impair call quality, damage the Translator, or result in violation of FCC regulations. Do not use the Translator with a damaged antenna. If a damaged antenna comes into contact with the skin, a minor burn may result. Please contact your local dealer for replacement antenna.

BODY-WORN OPERATION:

This device was tested for typical body-worn operations with the back/front of the Translator kept 5mm from the body. To comply with FCC RF exposure requirements, a minimum separation distance of 5mm must be maintained between the user's body and the back/front of the Translator, including the antenna. Third-party belt-clips, holsters and similar accessories containing metallic components shall not be used. Body-worn accessories
that cannot maintain 5mm separation distance between the user's body and the back/front of the Translator, and have not been tested for typical body-worn operations may not comply with FCC RF exposure limits and should be avoided.
For more information about RF exposure, please visit the FCC website at www.fcc.gov

Your wireless handheld portable Translator is a low power radio transmitter and receiver. When it is ON, it receives and also sends out radio frequency (RF) signals. In August, 1996, the Federal Communications Commissions (FCC) adopted RF exposure guidelines with safety levels for hand-held wireless Translators. Those guidelines are consistent with the safety standards previously set by both U.S. and international standards bodies:

<ANSIC95.1> (1992) / <NCRP Report 86> (1986) / <ICNIRP> (1999)

Those standards were based on comprehensive and periodic evaluations of the relevant scientific literature. For example, over 120 scientists, engineers, and physicians from universities, government health agencies, and industry reviewed the available body of research to develop the ANSI Standard (C95.1). Nevertheless, we recommend that you use a hands-free kit with your Translator (such as an earpiece or headset) to avoid potential exposure to RF energy. The design of your Translator complies with the FCC guidelines (and those standards).

Use only the supplied or an approved replacement antenna. Unauthorized antennas, modifications, or attachments could damage the Translator and may violate FCC regulations.

NORMAL POSITION:

Hold the Translator as you would any other Translator with the antenna pointed up and over your shoulder.

RF Exposure Information:

This product is compliance to FCC RF Exposure requirements and refers to FCC website https://apps.fcc.gov/oetcf/eas/reports/GenericSearch.cfm search for FCC ID: 2ATSO-HYP10 to gain further information include SAR Values.

This device complies with part 15 of the FCC rules. Operation is subject to the following two conditions:
(1) this device may not cause harmful interference, and
(2) this device must accept any interference received, including interference that may cause undesired operation.

NOTE: The manufacturer is not responsible for any radio or TV interference caused by unauthorized modifications to this equipment. Such modifications could void the user's authority to operate the equipment.
NOTE: This equipment has been tested and found to comply with the limits for a Class B digital device, pursuant to part 15 of the FCC Rules. These limits are designed to provide reasonable protection against harmful interference in a residential installation. This equipment generates uses and can radiate radio frequency energy and, if not installed and used in accordance with the instructions, may cause harmful interference to radio communications. However, there is no guarantee that interference will not occur in a particular installation. If this equipment does cause harmful interference to radio or television reception, which can be determined by turning the equipment off and on, the user is encouraged to try to correct the interference by one or more of the following measures:

- Reorient or relocate the receiving antenna.
- Increase the separation between the equipment and receiver.
-Connect the equipment into an outlet on a circuit different from that to which the receiver is connected.
-Consult the dealer or an experienced radio/TV technician for help

Do not use the device with the environment which below minimum -10℃ or over maximum 50℃, the device may not work.

Changes or modifications to this unit not expressly approved by the party responsible for compliance could void the user's authority to operate the equipment.

Ad Hoc function is supported but not able to operate on non-US frequencies.