Maximum power spectral density	
802.11n ht20 Lowest Channel	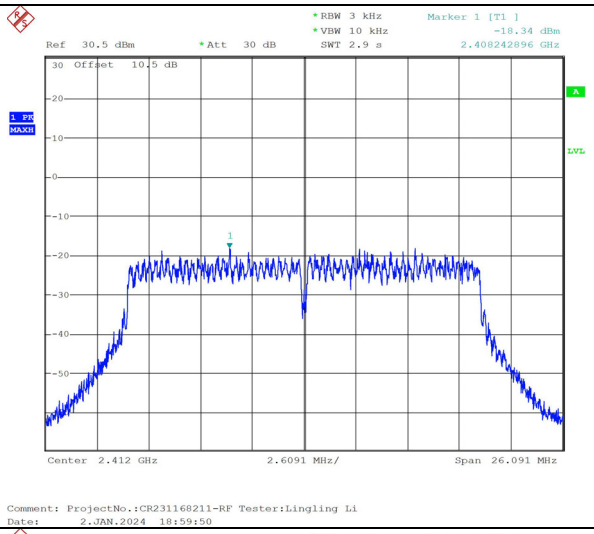
802.11n ht20 Middle Channel	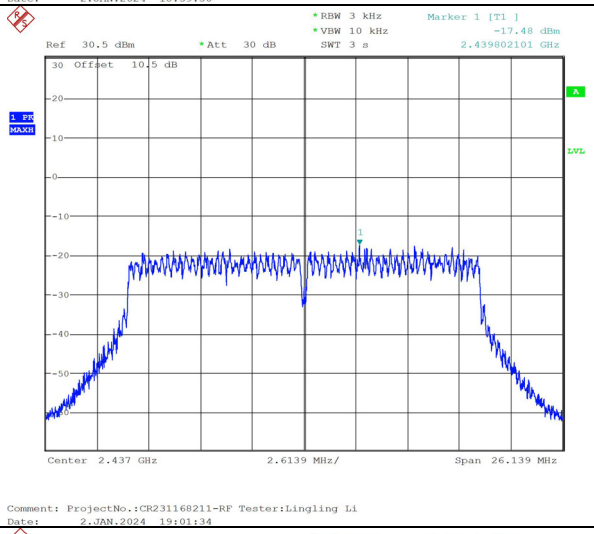
802.11n ht20 Highest Channel	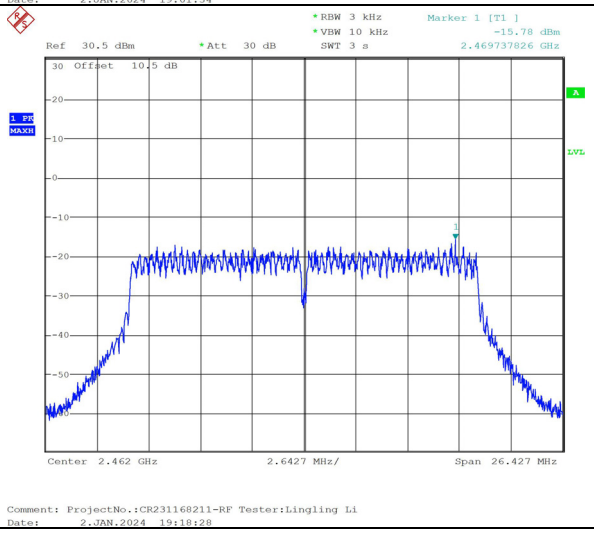

Maximum power spectral density	
802.11n ht40 Lowest Channel	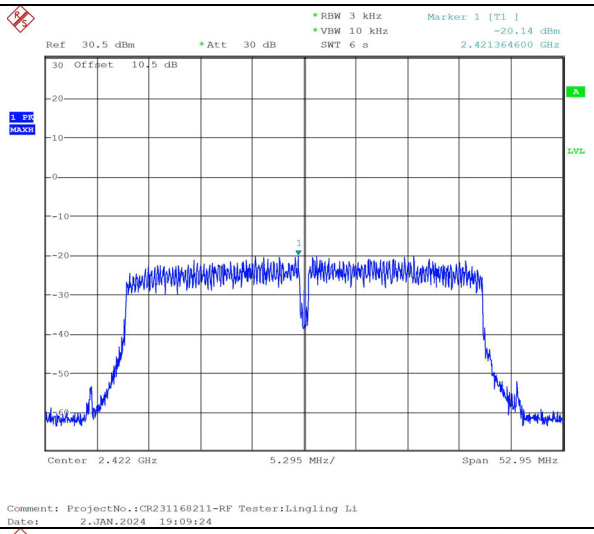
802.11n ht40 Middle Channel	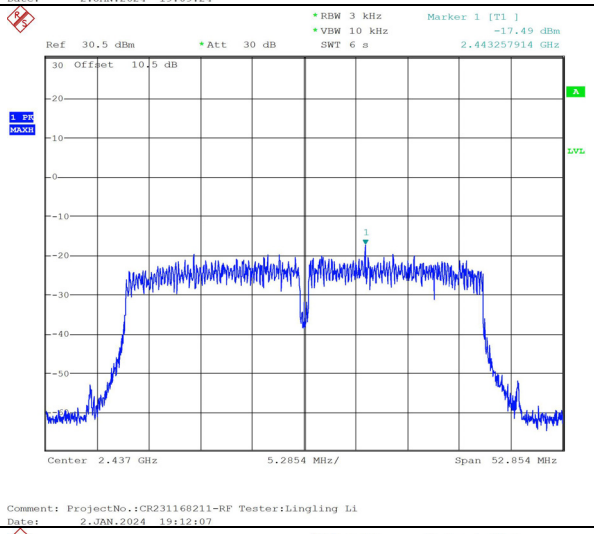
802.11n ht40 Highest Channel	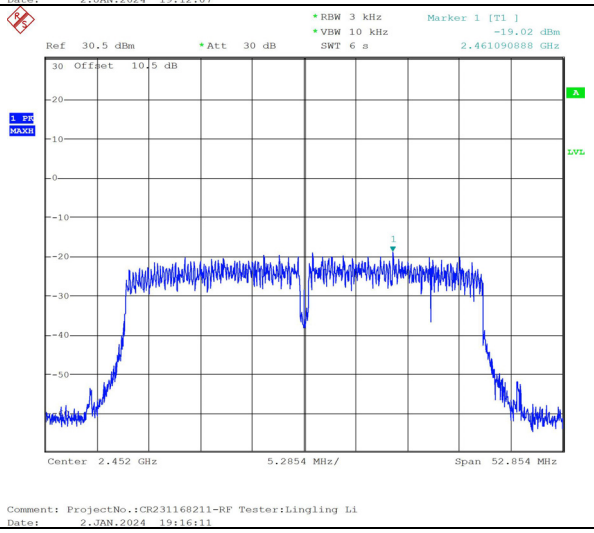

4.7 100 kHz Bandwidth of Frequency Band Edge:

Serial Number:	DYG-2	Test Date:	2024/1/2
Test Site:	RF	Test Mode:	Transmitting
Tester:	Lingling Li	Test Result:	Pass

Environmental Conditions:					
Temperature: (℃)	26.1	Relative Humidity: (%)	55	ATM Pressure: (kPa)	101.2

Test Equipment List and Details:

Manufacturer	Description	Model	Serial Number	Calibration Date	Calibration Due Date
R&S	Spectrum Analyzer	FSU26	100147	2023/3/31	2024/3/30
zhuoxiang	Coaxial Cable	SMA-178	211001	Each time	N/A
eastsheep	Coaxial Attenuator	2W-SMA-JK-18G	21060301	Each time	N/A

** Statement of Traceability: China Certification ICT Co., Ltd (Dongguan) attests that all calibrations have been performed, traceable to National Primary Standards and International System of Units (SI).*

Test Data:

100 kHz Bandwidth of Frequency Band Edge	
802.11b Lowest Band edge	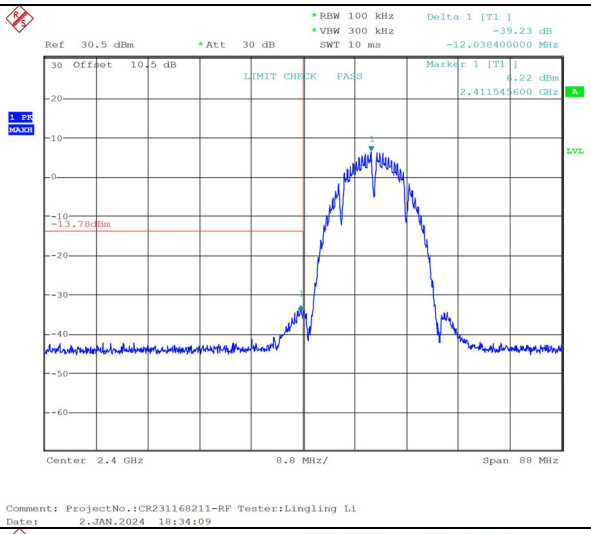
802.11b Highest Band edge	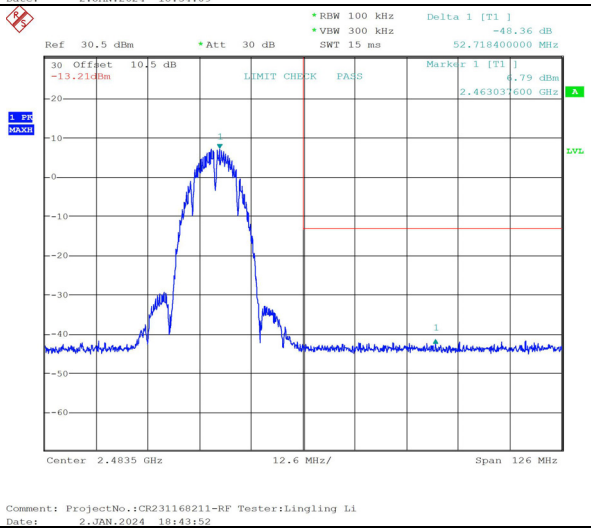

100 kHz Bandwidth of Frequency Band Edge	
802.11g Lowest Band edge	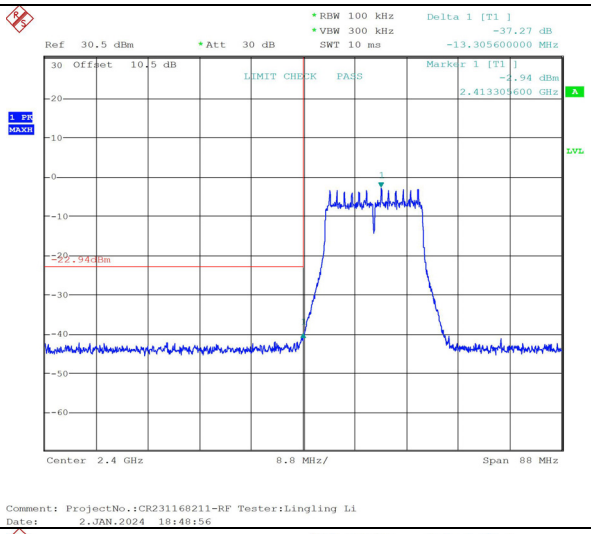
802.11g Highest Band edge	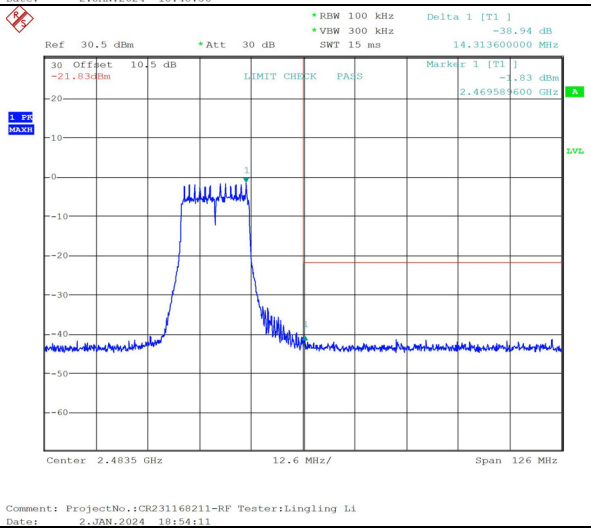

100 kHz Bandwidth of Frequency Band Edge	
802.11n ht20 Lowest Band edge	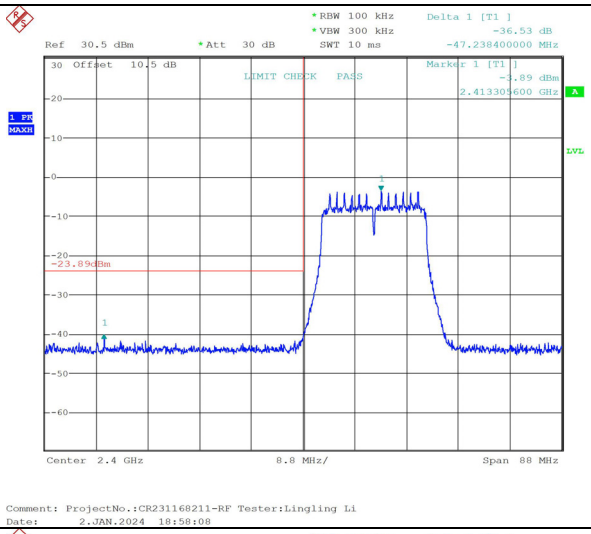
802.11n ht20 Highest Band edge	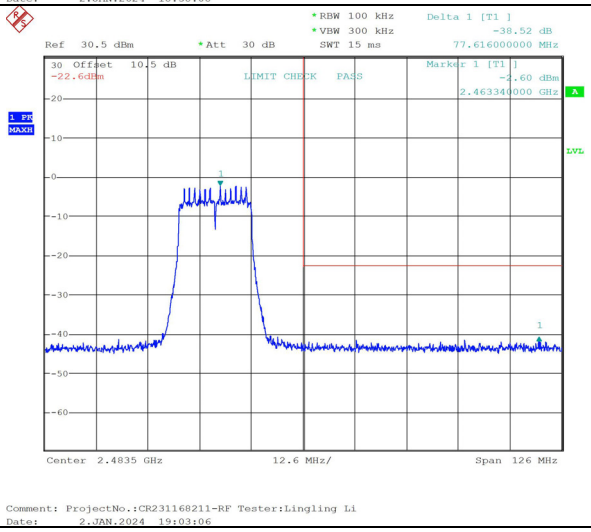

100 kHz Bandwidth of Frequency Band Edge	
802.11n ht40 Lowest Band edge	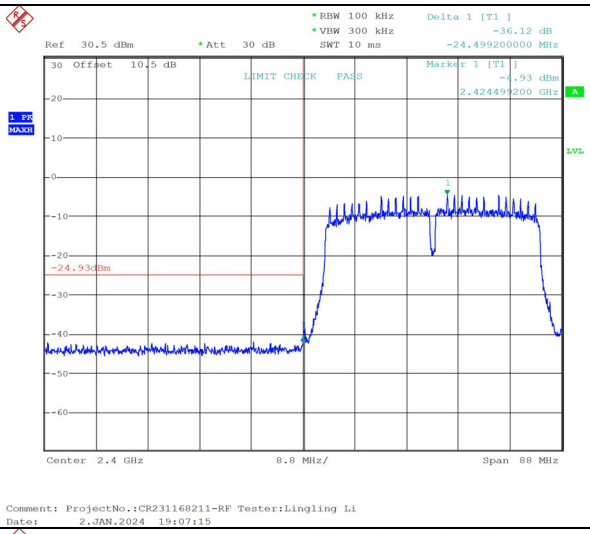
802.11n ht40 Highest Band edge	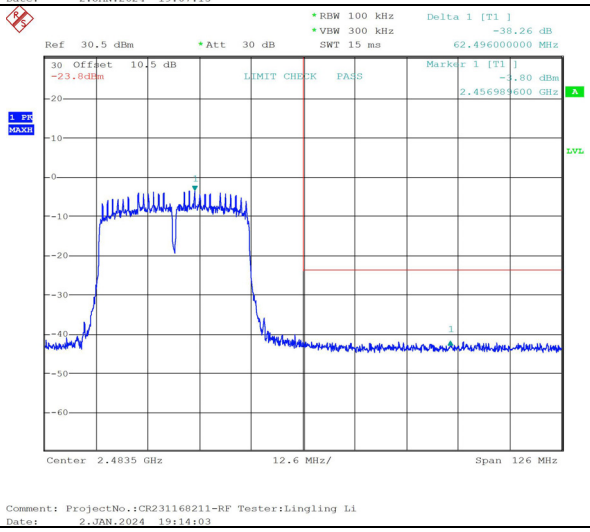

4.8 Duty Cycle

Serial Number:	DYG-2	Test Date:	2024/1/2
Test Site:	RF	Test Mode:	Transmitting
Tester:	Lingling Li	Test Result:	pass

Environmental Conditions:					
Temperature: (℃)	26.1	Relative Humidity: (%)	55	ATM Pressure: (kPa)	101.2

Test Equipment List and Details:

Manufacturer	Description	Model	Serial Number	Calibration Date	Calibration Due Date
R&S	Spectrum Analyzer	FSU26	100147	2023/3/31	2024/3/30
zhuoxiang	Coaxial Cable	SMA-178	211001	Each time	N/A
eastsheep	Coaxial Attenuator	2W-SMA-JK-18G	21060301	Each time	N/A

** Statement of Traceability: China Certification ICT Co., Ltd (Dongguan) attests that all calibrations have been performed, traceable to National Primary Standards and International System of Units (SI).*

Test Data:

Test Modes	Ton (ms)	Ton+off (ms)	Duty cycle (%)	1/T (Hz)	VBW Setting (kHz)
802.11b	12.346	12.587	98.09	/	0.01
802.11g	8.654	9.936	87.10	116	0.2
802.11n ht20	8.205	10.064	81.53	122	0.2
802.11n ht40	4.167	9.936	41.94	240	0.3

Duty Cycle	
802.11b	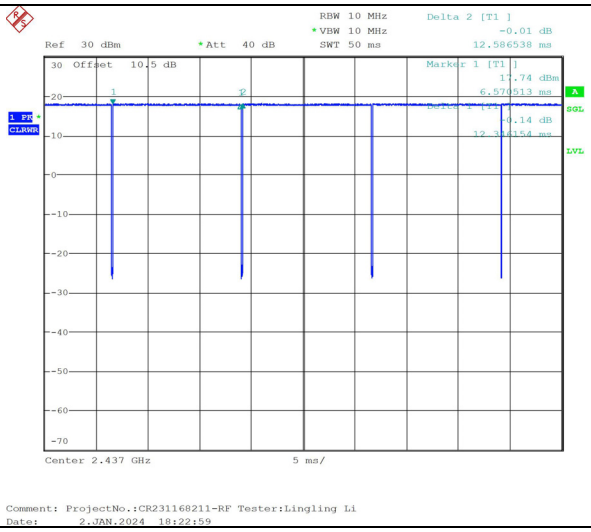

Duty Cycle	
802.11g	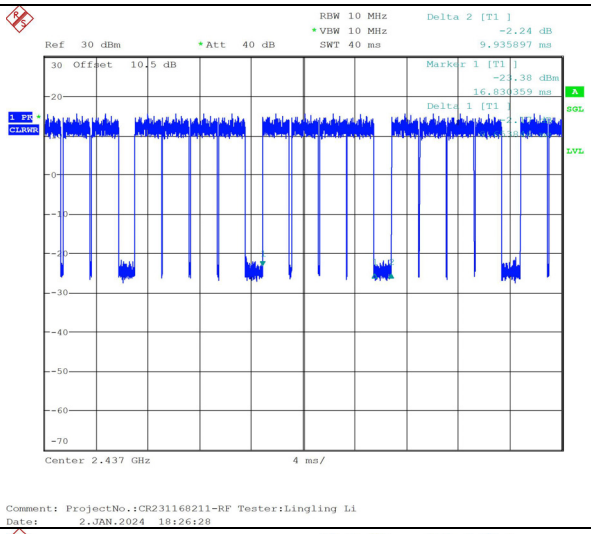
802.11n ht20	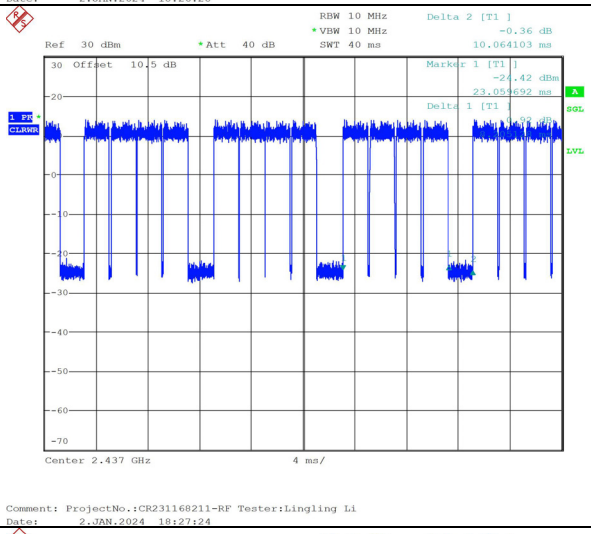
802.11n ht40	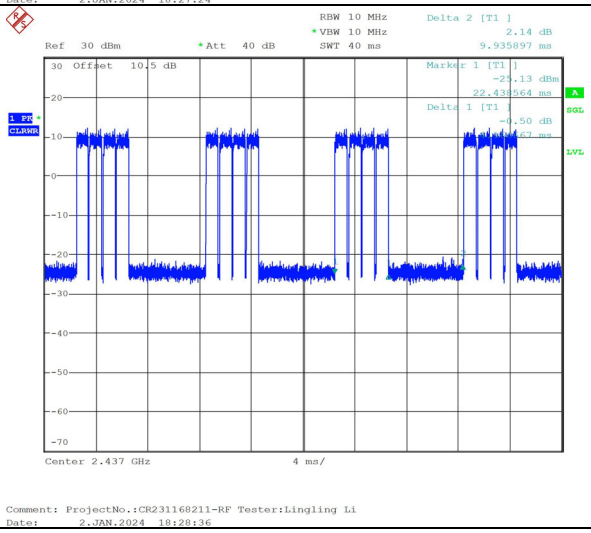

5. RF EXPOSURE EVALUATION

5.1 Applicable Standard

According to §1.1307(b)(3)(i)

(C) Or using Table 1 and the minimum separation distance (R in meters) from the body of a nearby person for the frequency (f in MHz) at which the source operates, the ERP (watts) is no more than the calculated value prescribed for that frequency. For the exemption in Table 1 to apply, R must be at least $\lambda/2\pi$, where λ is the free-space operating wavelength in meters. If the ERP of a single RF source is not easily obtained, then the available maximum time-averaged power may be used in lieu of ERP if the physical dimensions of the radiating structure(s) do not exceed the electrical length of $\lambda/4$ or if the antenna gain is less than that of a half-wave dipole (1.64 linear value).

Table 1 to § 1.1307(b)(3)(i)(C) - Single RF Sources Subject to Routine Environmental Evaluation

RF Source frequency (MHz)	Threshold ERP (watts)
0.3-1.34	1,920 R^2.
1.34-30	3,450 R^2/f^2.
30-300	3.83 R^2.
300-1,500	0.0128 R^2f.
1,500-100,000	19.2R^2.

5.2 Measurement Result

Radio	Frequency (MHz)	λ /2Π (mm)	Distance (mm)	Exemption ERP (mW)	Maximum Conducted Power including Tune-up Tolerance (dBm)	Antenna Gain (dBi)	ERP	
							dBm	mW
Wi-Fi	2412-2462	19.80	200	768	20	2.16	20.01	100.23

Note:
The Maximum Conducted Power including Tune-up Tolerance was declared by manufacturer.

Result: The device meet MPE-Based Exemption at 20 cm distance.

6. EUT PHOTOGRAPHS

Please refer to the attachment CR231168211-EXP EUT EXTERNAL PHOTOGRAPHS and CR231168211-INP EUT INTERNAL PHOTOGRAPHS

7. TEST SETUP PHOTOGRAPHS

Please refer to the attachment CR231168211-00A-TSP TEST SETUP PHOTOGRAPHS.

===== END OF REPORT ====