TEST SETUP PHOTOGRAPHS

Conducted Emissions Front View-DC Adapter

Conducted Emissions Side View-DC Adapter

Conducted Emissions Front View-POE Adapter



Conducted Emissions Side View- POE Adapter

Radiated Emission 30M-1GHz View- DC Adapter



Radiated Emission 9k-30MHz Parallel View- DC Adapter



Radiated Emission 9k-30MHz Perpendicular View- DC Adapter

Radiated Emission 9k-30MHz Ground-parallel View- DC Adapter



Radiated Emission 30M-1GHz View- POE Adapter



Radiated Emission 9k-30MHz Parallel View- POE Adapter



Radiated Emission 9k-30MHz Perpendicular View- POE Adapter

Radiated Emission 9k-30MHz Ground-parallel View- POE Adapter



Radiated Emission Above 1GHz View