SETUP PHOTOS REPORT

Report Number. : R12933554-EP1

Applicant	:	Cascoda Ltd Southampton Science Park 1 Venture Road Southampton SO16 1NP United Kingdom
Model	:	Chili2D/Chili2S
FCC ID	:	2ATTO-CHILI2
IC	:	21580-CHILI2
EUT Description	:	802.15.4 Radio Module
Test Standard(s)	:	FCC 47 CFR PART 15 SUBPART C ISED RSS-247 ISSUE 2 ISED RSS-GEN ISSUE 5

Date Of Issue:
2019-08-02

Prepared by:
UL LLC
12 Laboratory Dr.
Research Triangle Park, Nc 27709 USA
Tel: (919) 549-1400

NVLAP Lab code: 200246-0

REPORT REVISION HISTORY

Rev.	Issue Date	Revisions	Revised By
V1	2019-08-02	Initial Issue	Niklas Haydon

UL LLC
12 Laboratory Dr., RTP, NC 27709; USA TEL:(919) 549-1400
This report shall not be reproduced except in full, without the written approval of UL LLC

TABLE OF CONTENTS

REPORT REVISION HISTORY 2

TABLE OF CONTENTS 3

1. DESCRIPTION OF TEST SETUP.....4

2. SETUP PHOTOS.....6

UL LLC
12 Laboratory Dr., RTP, NC 27709; USA TEL:(919) 549-1400

This report shall not be reproduced except in full, without the written approval of UL LLC

1. DESCRIPTION OF TEST SETUP

SUPPORT EQUIPMENT

Support Equipment List				
Description	**Manufacturer**	**Model**	**Serial Number**	**FCC ID**
Laptop	Lenovo	T450s	PCOBHFNX	NA
USB to UART Edge Connect	Tag-Connect	EC-14	Non-serialized	NA

I/O CABLES

I/O Cable List						
Cable No.	**Port**	**# of Identical Ports**	**Connector Type**	**Cable Type**	**Cable Length (m)**	**Remarks**
None						

TEST SETUP

The EUT is connected to a test laptop during the tests. Test software exercised the radio.

UL LLC
12 Laboratory Dr., RTP, NC 27709; USA TEL:(919) 549-1400
This report shall not be reproduced except in full, without the written approval of UL LLC

SETUP DIAGRAMS

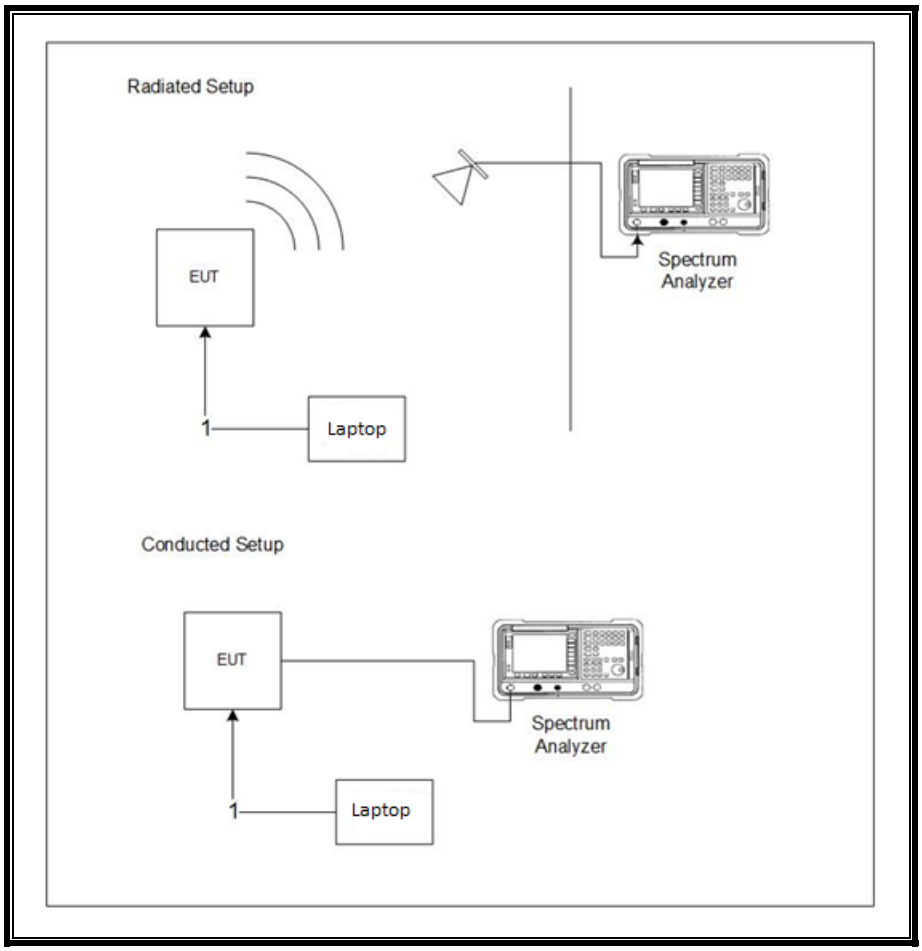

UL LLC
12 Laboratory Dr., RTP, NC 27709; USA TEL:(919) 549-1400
This report shall not be reproduced except in full, without the written approval of UL LLC

2. SETUP PHOTOS

ANTENNA PORT CONDUCTED RF MEASUREMENT SETUP

ANTENNA PORT CONDUCTED PHOTO





UL LLC
12 Laboratory Dr., RTP, NC 27709; USA TEL:(919) 549-1400
This report shall not be reproduced except in full, without the written approval of UL LLC

RADIATED RF MEASUREMENT SETUP (BELOW 1 GHz)





UL LLC
12 Laboratory Dr., RTP, NC 27709; USA TEL:(919) 549-1400

This report shall not be reproduced except in full, without the written approval of UL LLC

RADIATED RF MEASUREMENT SETUP (ABOVE 1GHz)





UL LLC
12 Laboratory Dr., RTP, NC 27709; USA TEL:(919) 549-1400
This report shall not be reproduced except in full, without the written approval of UL LLC

RADIATED RF MEASUREMENT SETUP FOR PORTABLE CONFIGURATION

X-AXIS FRONT PHOTO



Y-AXIS FRONT PHOTO



UL LLC
12 Laboratory Dr., RTP, NC 27709; USA TEL:(919) 549-1400

This report shall not be reproduced except in full, without the written approval of UL LLC

Z-AXIS FRONT PHOTO



UL LLC
12 Laboratory Dr., RTP, NC 27709; USA TEL:(919) 549-1400
This report shall not be reproduced except in full, without the written approval of UL LLC

AC MAINS LINE CONDUCTED





END OF TEST REPORT

UL LLC
12 Laboratory Dr., RTP, NC 27709; USA TEL:(919) 549-1400
This report shall not be reproduced except in full, without the written approval of UL LLC