Appendix H: Test Data for E-UTRA Band 7

Product Name: 4G SMARTPHONE
Test Model: X7

Environmental Conditions

Temperature:	24.5 ° C
Relative Humidity:	54.2%
ATM Pressure:	100.0 kPa
Test Engineer:	Diamond Lu
Supervised by:	Wang Chuang

H.1 Conducted Output Power

<SIM1>

Conducted Output Power Test Result (Channel Bandwidth: 5 MHz)						
Modulation	Channel	RB Configuration		Average Power [dBm]	Average Power [dBm]	Verdict
		Size	Offset	QPSK	16QAM	
QPSK / 16QAM	LCH	1	0	23.86	22.05	PASS
		1	12	23.83	21.83	PASS
		1	24	23.43	21.99	PASS
		12	0	22.59	21.11	PASS
		12	6	22.66	21.18	PASS
		12	13	22.71	21.13	PASS
		25	0	22.69	21.11	PASS
	MCH	1	0	23.79	22.13	PASS
		1	12	23.90	22.17	PASS
		1	24	23.84	22.18	PASS
		12	0	22.85	21.21	PASS
		12	6	22.88	21.21	PASS
		12	13	22.88	21.17	PASS
		25	0	22.92	21.19	PASS
	HCH	1	0	23.10	21.45	PASS
		1	12	23.47	21.97	PASS
		1	24	23.24	21.56	PASS
		12	0	23.23	21.50	PASS
		12	6	23.36	21.61	PASS
		12	13	23.21	21.61	PASS
		25	0	23.27	21.57	PASS

This report shall not be reproduced except in full, without the written approval of Shenzhen LCS Compliance Testing Laboratory Ltd.

Conducted Output Power Test Result (Channel Bandwidth: 10 MHz)						
Modulation	Channel	RB Configuration		Average Power [dBm] QPSK	Average Power [dBm] 16QAM	Verdict
		Size	Offset			
QPSK / 16QAM	LCH	1	0	23.39	21.93	PASS
		1	24	23.51	22.11	PASS
		1	49	23.41	21.97	PASS
		25	0	22.83	21.14	PASS
		25	12	22.78	21.10	PASS
		25	25	22.86	21.13	PASS
		50	0	22.74	21.14	PASS
	MCH	1	0	23.66	22.27	PASS
		1	24	23.94	22.63	PASS
		1	49	23.84	22.44	PASS
		25	0	22.91	21.14	PASS
		25	12	22.87	21.12	PASS
		25	25	22.90	21.19	PASS
		50	0	22.88	21.15	PASS
	HCH	1	0	23.16	21.79	PASS
		1	24	23.33	22.03	PASS
		1	49	23.22	21.91	PASS
		25	0	22.75	21.11	PASS
		25	12	22.81	21.15	PASS
		25	25	22.85	21.14	PASS
		50	0	22.86	21.14	PASS

This report shall not be reproduced except in full, without the written approval of Shenzhen LCS Compliance Testing Laboratory Ltd.

Conducted Output Power Test Result (Channel Bandwidth: 15 MHz)						
Modulation	Channel	RB Configuration		Average Power [dBm]	Average Power [dBm]	Verdict
		Size	Offset	QPSK	16QAM	
QPSK / 16QAM	LCH	1	0	23.30	21.94	PASS
		1	37	23.62	22.17	PASS
		1	74	23.51	22.00	PASS
		37	0	23.37	21.64	PASS
		37	18	23.55	21.78	PASS
		37	38	23.57	21.90	PASS
		75	0	23.36	21.76	PASS
	MCH	1	0	23.75	22.27	PASS
		1	37	24.05	22.69	PASS
		1	74	23.89	22.44	PASS
		37	0	22.88	21.16	PASS
		37	18	22.93	21.24	PASS
		37	38	22.86	21.19	PASS
		75	0	22.86	21.23	PASS
	HCH	1	0	23.33	21.94	PASS
		1	37	23.44	21.97	PASS
		1	74	23.27	21.71	PASS
		37	0	23.25	21.55	PASS
		37	18	23.29	21.55	PASS
		37	38	23.33	21.59	PASS
		75	0	23.35	21.60	PASS

This report shall not be reproduced except in full, without the written approval of Shenzhen LCS Compliance Testing Laboratory Ltd.

Conducted Output Power Test Result (Channel Bandwidth: 20 MHz)						
Modulation	Channel	RB Configuration		Average Power [dBm]	Average Power [dBm]	Verdict
		Size	Offset	QPSK	16QAM	
QPSK / 16QAM	LCH	1	0	23.32	21.82	PASS
		1	49	23.75	22.28	PASS
		1	99	23.57	21.97	PASS
		50	0	23.36	21.75	PASS
		50	25	23.51	21.74	PASS
		50	50	23.69	21.96	PASS
		100	0	23.48	21.79	PASS
	MCH	1	0	23.72	22.23	PASS
		1	49	23.86	22.25	PASS
		1	99	23.94	22.35	PASS
		50	0	22.79	21.06	PASS
		50	25	22.91	21.16	PASS
		50	50	22.88	21.10	PASS
		100	0	22.78	21.06	PASS
	HCH	1	0	23.52	22.18	PASS
		1	49	23.47	22.12	PASS
		1	99	23.21	21.79	PASS
		50	0	23.43	21.72	PASS
		50	25	23.32	21.69	PASS
		50	50	23.27	21.62	PASS
		100	0	23.34	21.61	PASS

This report shall not be reproduced except in full, without the written approval of Shenzhen LCS Compliance Testing Laboratory Ltd.

<SIM2>

Conducted Output Power Test Result (Channel Bandwidth: 5 MHz)						
Modulation	Channel	RB Configuration		Average Power [dBm] QPSK	Average Power [dBm] 16QAM	Verdict
		Size	Offset			
QPSK / 16QAM	LCH	1	0	23.77	21.92	PASS
		1	12	23.79	21.76	PASS
		1	24	23.39	21.89	PASS
		12	0	22.58	21.06	PASS
		12	6	22.57	21.08	PASS
		12	13	22.66	21.00	PASS
		25	0	22.71	21.07	PASS
	MCH	1	0	23.67	22.06	PASS
		1	12	23.85	22.07	PASS
		1	24	23.72	22.09	PASS
		12	0	22.77	21.11	PASS
		12	6	22.83	21.09	PASS
		12	13	22.83	21.02	PASS
		25	0	22.86	21.11	PASS
	HCH	1	0	23.01	21.37	PASS
		1	12	23.35	21.89	PASS
		1	24	23.12	21.48	PASS
		12	0	23.14	21.44	PASS
		12	6	23.25	21.48	PASS
		12	13	23.09	21.51	PASS
		25	0	23.21	21.47	PASS

This report shall not be reproduced except in full, without the written approval of Shenzhen LCS Compliance Testing Laboratory Ltd.

Conducted Output Power Test Result (Channel Bandwidth: 10 MHz)						
Modulation	Channel	RB Configuration		Average Power [dBm]	Average Power [dBm]	Verdict
		Size	Offset	QPSK	16QAM	
QPSK / 16QAM	LCH	1	0	23.33	21.78	PASS
		1	24	23.39	22.02	PASS
		1	49	23.30	21.83	PASS
		25	0	22.81	21.12	PASS
		25	12	22.84	21.10	PASS
		25	25	22.75	21.06	PASS
		50	0	22.61	21.04	PASS
	MCH	1	0	23.58	22.18	PASS
		1	24	23.88	22.53	PASS
		1	49	23.78	22.30	PASS
		25	0	22.83	21.06	PASS
		25	12	22.82	21.03	PASS
		25	25	22.78	21.07	PASS
		50	0	22.75	21.04	PASS
	HCH	1	0	23.05	21.71	PASS
		1	24	23.25	21.96	PASS
		1	49	23.11	21.78	PASS
		25	0	22.65	21.04	PASS
		25	12	22.75	21.04	PASS
		25	25	22.83	21.09	PASS
		50	0	22.77	21.04	PASS

This report shall not be reproduced except in full, without the written approval of Shenzhen LCS Compliance Testing Laboratory Ltd.

Conducted Output Power Test Result (Channel Bandwidth: 15 MHz)						
Modulation	Channel	RB Configuration		Average Power [dBm]	Average Power [dBm]	Verdict
		Size	Offset	QPSK	16QAM	
QPSK / 16QAM	LCH	1	0	23.21	21.86	PASS
		1	37	23.54	22.04	PASS
		1	74	23.43	21.86	PASS
		37	0	23.29	21.54	PASS
		37	18	23.51	21.64	PASS
		37	38	23.53	21.76	PASS
		75	0	23.32	21.63	PASS
	MCH	1	0	23.68	22.19	PASS
		1	37	23.91	22.48	PASS
		1	74	23.85	22.37	PASS
		37	0	22.75	21.08	PASS
		37	18	22.87	21.15	PASS
		37	38	22.76	21.11	PASS
		75	0	22.82	21.11	PASS
	HCH	1	0	23.22	21.86	PASS
		1	37	23.40	21.87	PASS
		1	74	23.21	21.64	PASS
		37	0	23.14	21.45	PASS
		37	18	23.23	21.47	PASS
		37	38	23.29	21.46	PASS
		75	0	23.29	21.51	PASS

This report shall not be reproduced except in full, without the written approval of Shenzhen LCS Compliance Testing Laboratory Ltd.

Conducted Output Power Test Result (Channel Bandwidth: 20 MHz)						
Modulation	Channel	RB Configuration		Average Power [dBm]	Average Power [dBm]	Verdict
		Size	Offset	QPSK	16QAM	
QPSK / 16QAM	LCH	1	0	23.24	21.70	PASS
		1	49	23.65	22.14	PASS
		1	99	23.49	21.85	PASS
		50	0	23.25	21.60	PASS
		50	25	23.38	21.67	PASS
		50	50	23.64	21.87	PASS
		100	0	23.39	21.65	PASS
	MCH	1	0	23.64	22.14	PASS
		1	49	23.74	22.11	PASS
		1	99	23.88	22.27	PASS
		50	0	22.63	21.08	PASS
		50	25	22.68	21.06	PASS
		50	50	22.62	21.04	PASS
		100	0	22.82	21.07	PASS
	HCH	1	0	23.42	22.11	PASS
		1	49	23.43	22.01	PASS
		1	99	23.16	21.65	PASS
		50	0	23.33	21.57	PASS
		50	25	23.21	21.56	PASS
		50	50	23.22	21.54	PASS
		100	0	23.28	21.52	PASS

H.2 Peak-to-Average Ratio

Peak-to Average Ratio Test Result (Channel Bandwidth: 5 MHz)				
Modulation	Channel	Peak-to-Average Ratio [dB]	Limit [dB]	Verdict
QPSK	LCH	5.71	<13	PASS
	MCH	5.56	<13	PASS
	HCH	5.28	<13	PASS
16QAM	LCH	6.51	<13	PASS
	MCH	6.38	<13	PASS
	HCH	6.09	<13	PASS

Peak-to Average Ratio Test Result (Channel Bandwidth: 10 MHz)				
Modulation	Channel	Peak-to-Average Ratio [dB]	Limit [dB]	Verdict
QPSK	LCH	5.71	<13	PASS
	MCH	5.59	<13	PASS
	HCH	5.43	<13	PASS
16QAM	LCH	6.45	<13	PASS
	MCH	6.34	<13	PASS
	HCH	6.2	<13	PASS

Peak-to Average Ratio Test Result (Channel Bandwidth: 15 MHz)				
Modulation	Channel	Peak-to-Average Ratio [dB]	Limit [dB]	Verdict
QPSK	LCH	5	<13	PASS
	MCH	4.96	<13	PASS
	HCH	5.02	<13	PASS
16QAM	LCH	6.34	<13	PASS
	MCH	6.29	<13	PASS
	HCH	6.28	<13	PASS

Peak-to Average Ratio Test Result (Channel Bandwidth: 20 MHz)				
Modulation	Channel	Peak-to-Average Ratio [dB]	Limit [dB]	Verdict
QPSK	LCH	5.7	<13	PASS
	MCH	5.68	<13	PASS
	HCH	5.74	<13	PASS
16QAM	LCH	6.85	<13	PASS
	MCH	6.77	<13	PASS
	HCH	6.74	<13	PASS

This report shall not be reproduced except in full, without the written approval of Shenzhen LCS Compliance Testing Laboratory Ltd.

Peak-to Average Ratio Test Graph(s) (Channel Bandwidth: 5 MHz)_LCH_QPSK

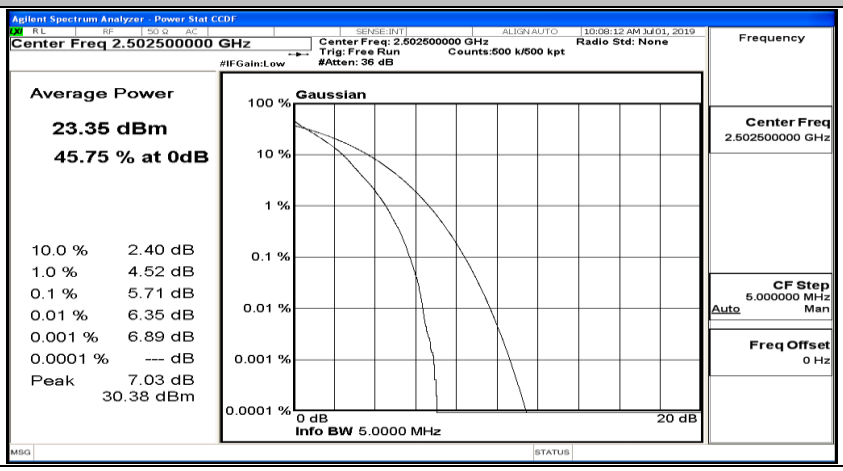

Peak-to Average Ratio Test Graph(s) (Channel Bandwidth: 5 MHz)_MCH_QPSK

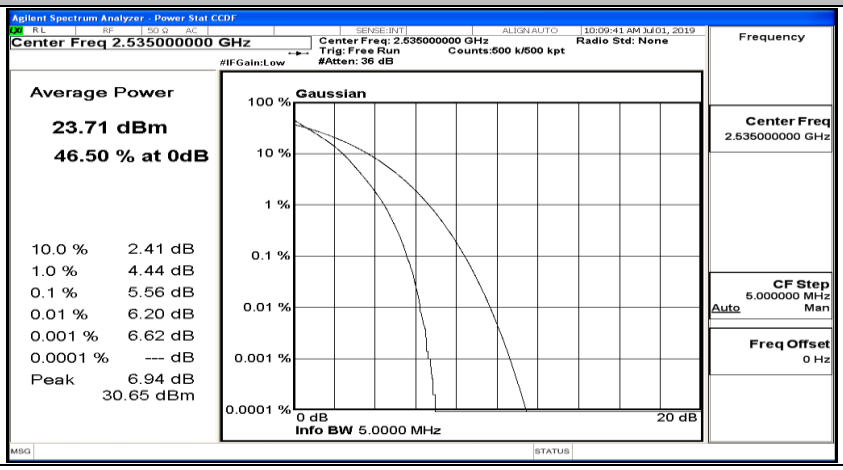

Peak-to Average Ratio Test Graph(s) (Channel Bandwidth: 5 MHz)_HCH_QPSK

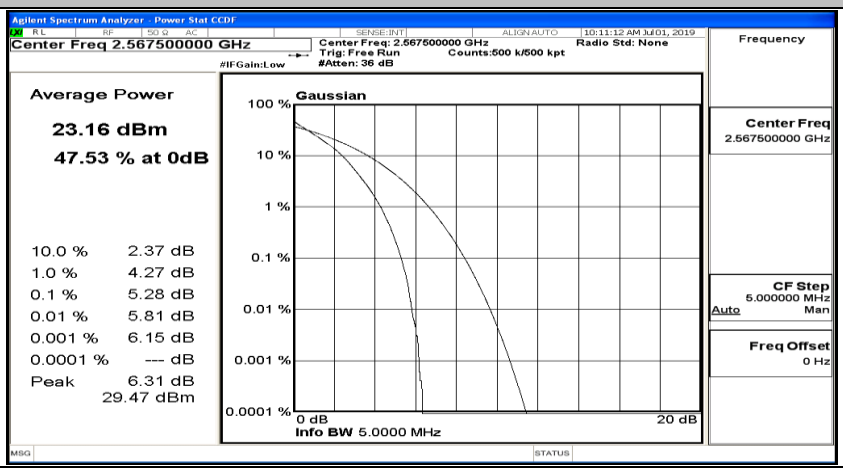

Peak-to Average Ratio Test Graph(s) (Channel Bandwidth: 5 MHz)_LCH_16QAM

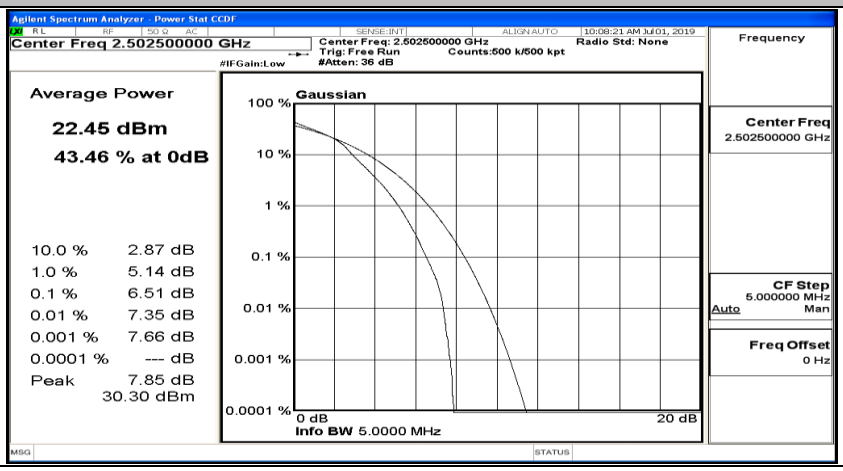

Peak-to Average Ratio Test Graph(s) (Channel Bandwidth: 5 MHz)_MCH_16QAM

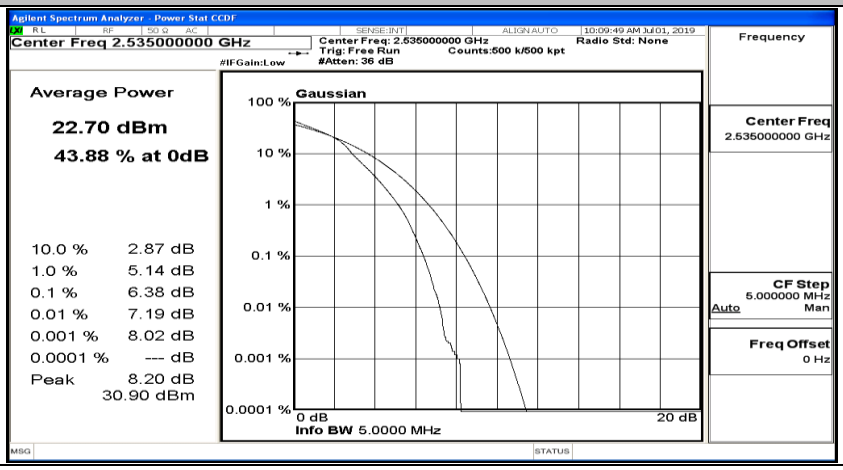

Peak-to Average Ratio Test Graph(s) (Channel Bandwidth: 5 MHz)_HCH_16QAM

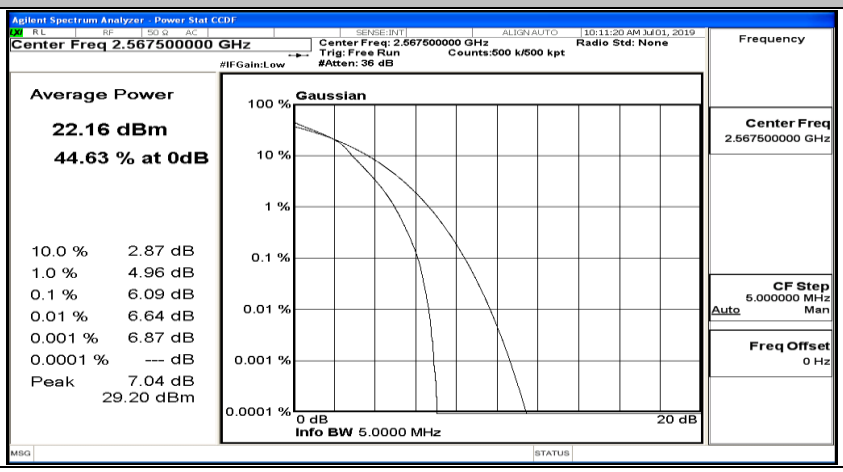

Peak-to Average Ratio Test Graph(s) (Channel Bandwidth: 10 MHz)_LCH_QPSK

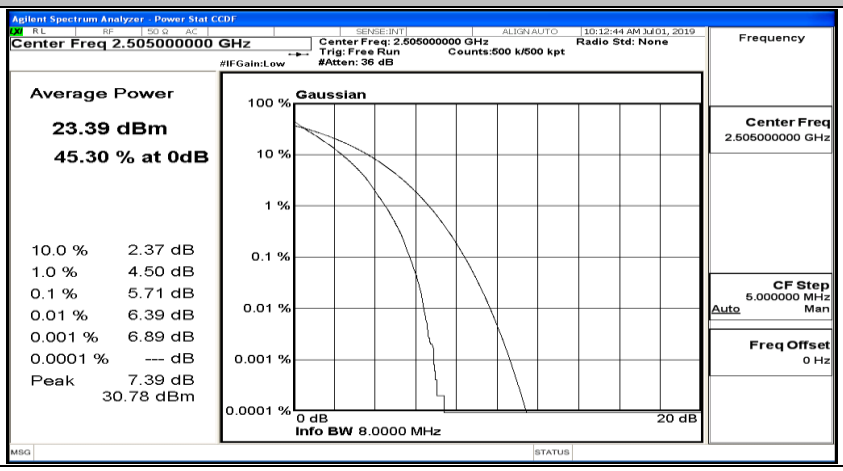

Peak-to Average Ratio Test Graph(s) (Channel Bandwidth: 10 MHz)_MCH_QPSK

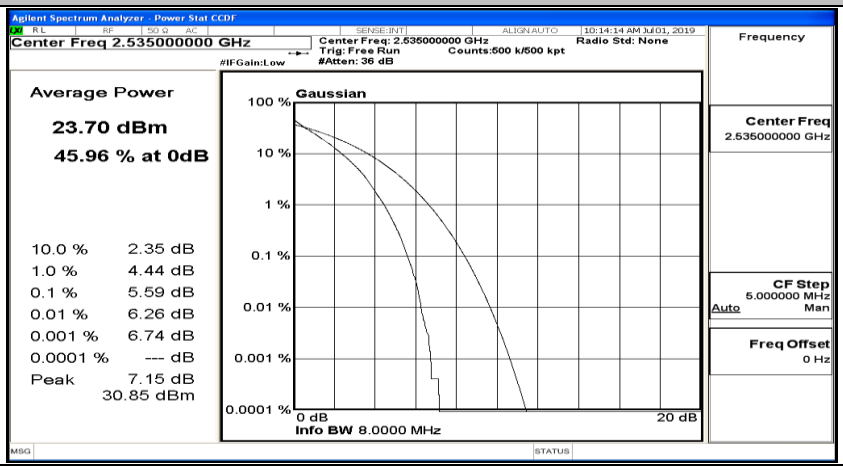

Peak-to Average Ratio Test Graph(s) (Channel Bandwidth: 10 MHz)_HCH_QPSK

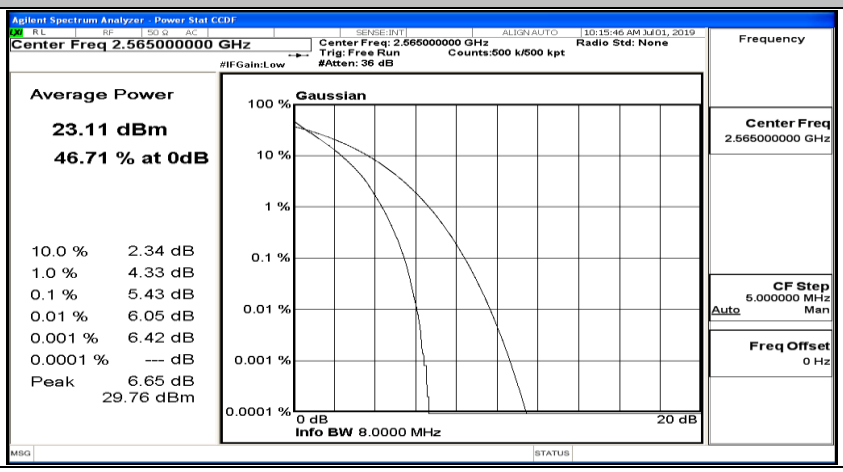

Peak-to Average Ratio Test Graph(s) (Channel Bandwidth: 10 MHz)_LCH_16QAM

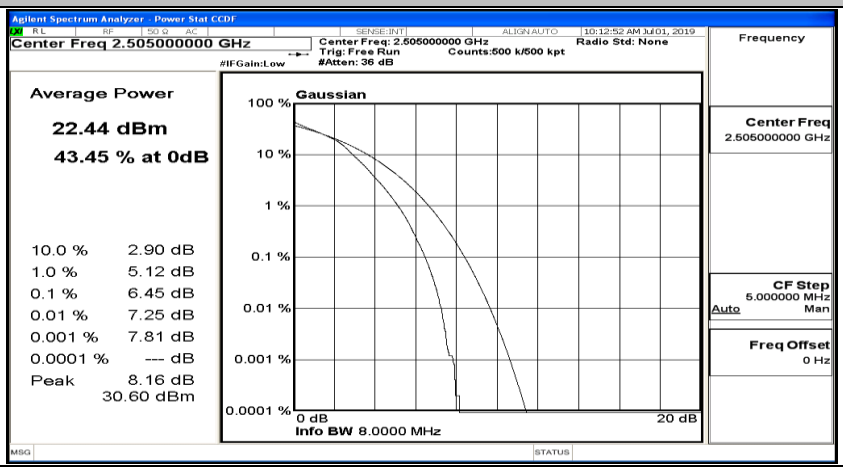

Peak-to Average Ratio Test Graph(s) (Channel Bandwidth: 10 MHz)_MCH_16QAM

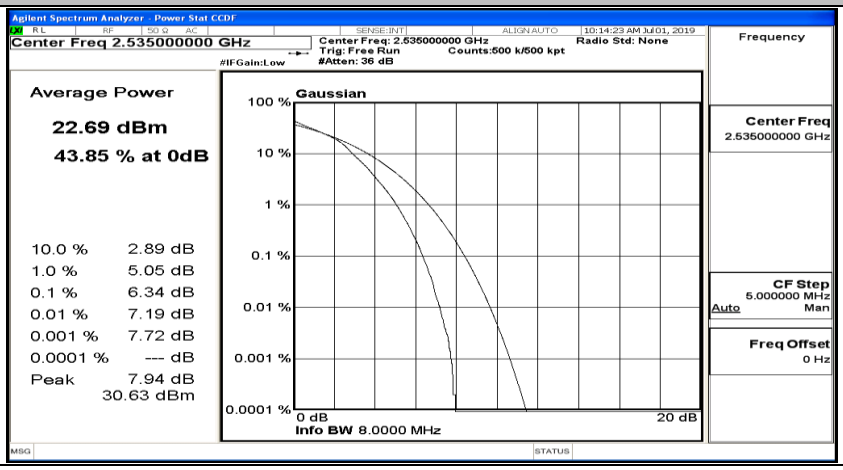

Peak-to Average Ratio Test Graph(s) (Channel Bandwidth: 10 MHz)_HCH_16QAM

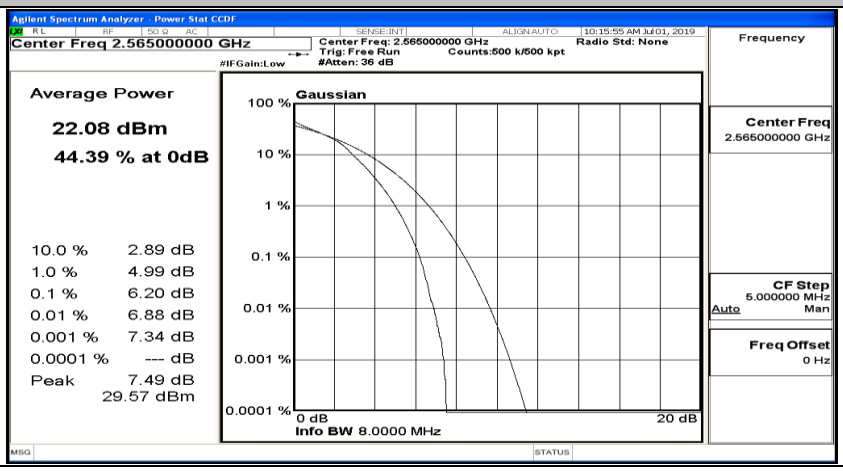

Peak-to Average Ratio Test Graph(s) (Channel Bandwidth:15 MHz)_LCH_QPSK

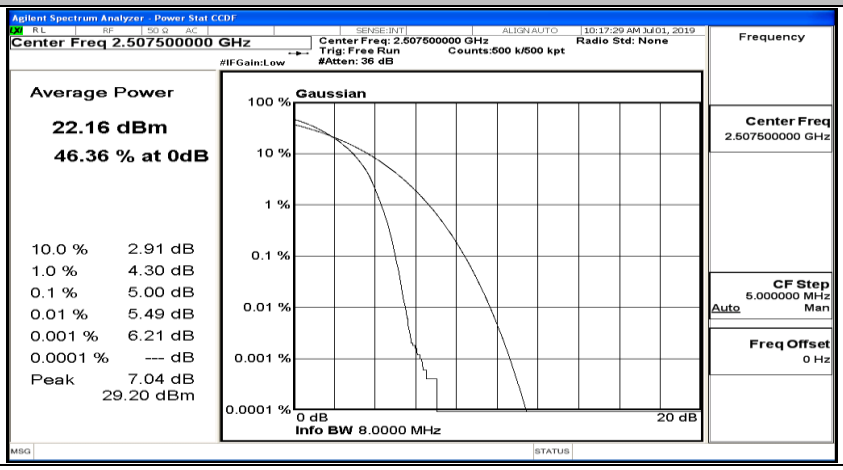

Peak-to Average Ratio Test Graph(s) (Channel Bandwidth:15 MHz)_MCH_QPSK

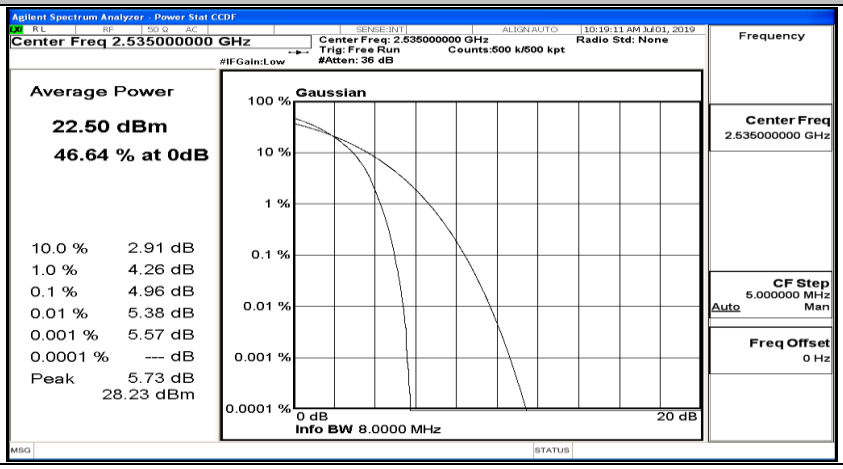

Peak-to Average Ratio Test Graph(s) (Channel Bandwidth:15 MHz)_HCH_QPSK

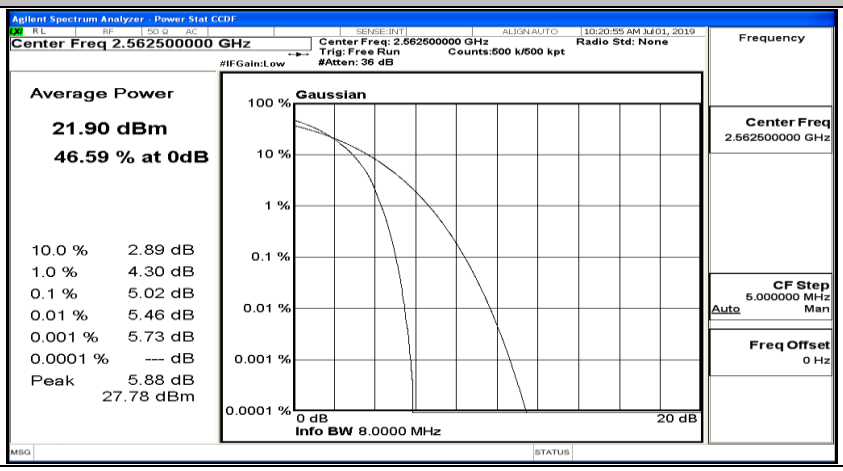

Peak-to Average Ratio Test Graph(s) (Channel Bandwidth:15 MHz)_LCH_16QAM

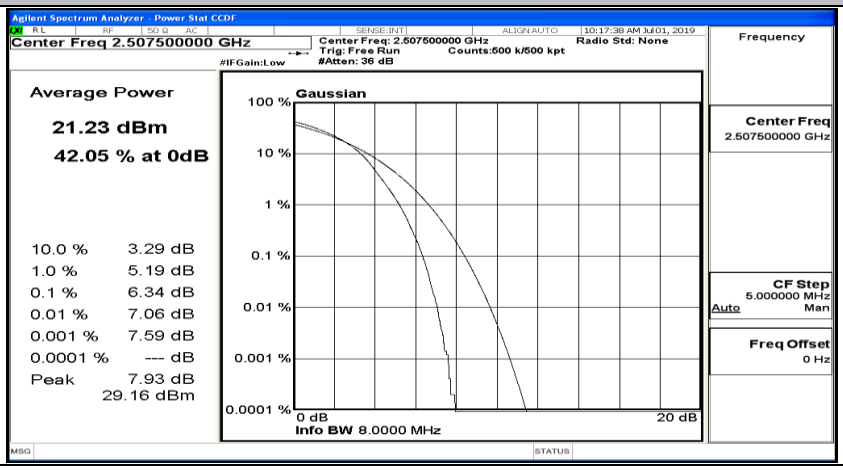

Peak-to Average Ratio Test Graph(s) (Channel Bandwidth:15 MHz)_MCH_16QAM

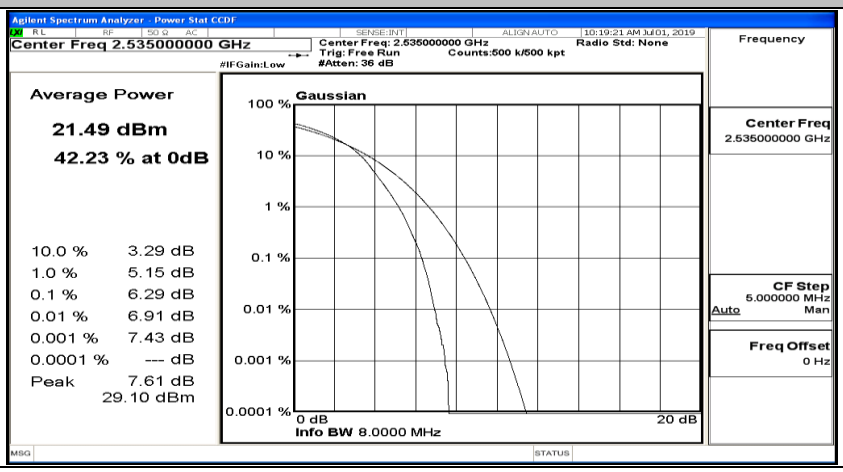

Peak-to Average Ratio Test Graph(s) (Channel Bandwidth:15 MHz)_HCH_16QAM

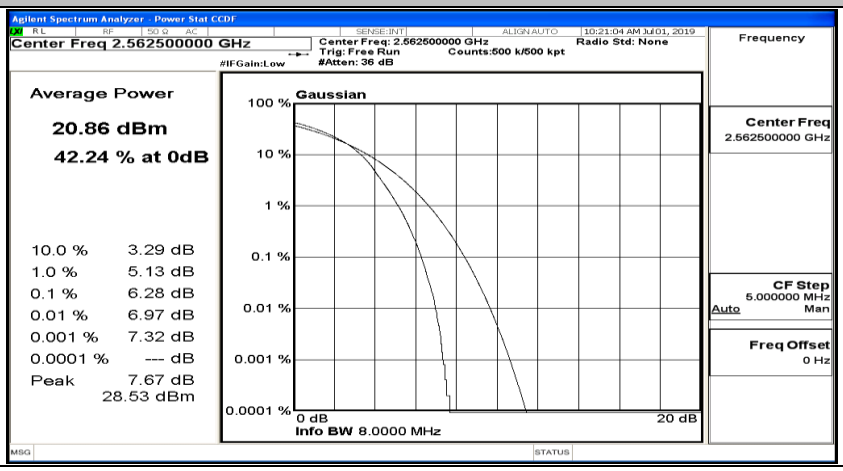

Peak-to Average Ratio Test Graph(s) (Channel Bandwidth:20 MHz)_LCH_QPSK

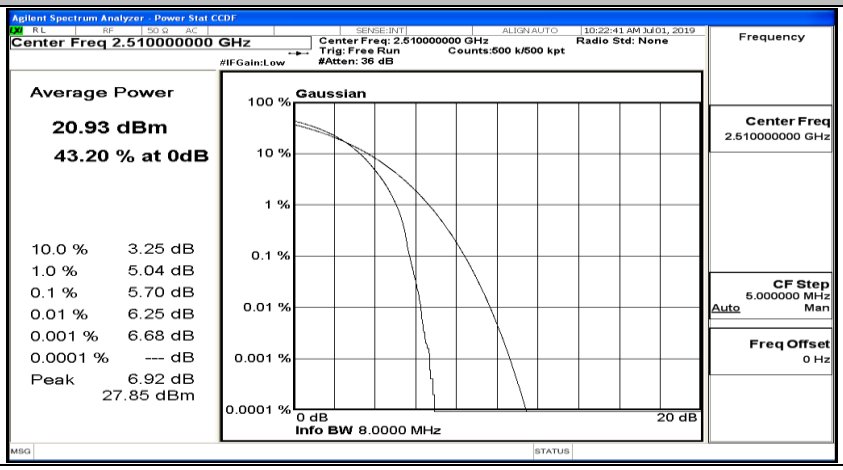

Peak-to Average Ratio Test Graph(s) (Channel Bandwidth:20 MHz)_MCH_QPSK

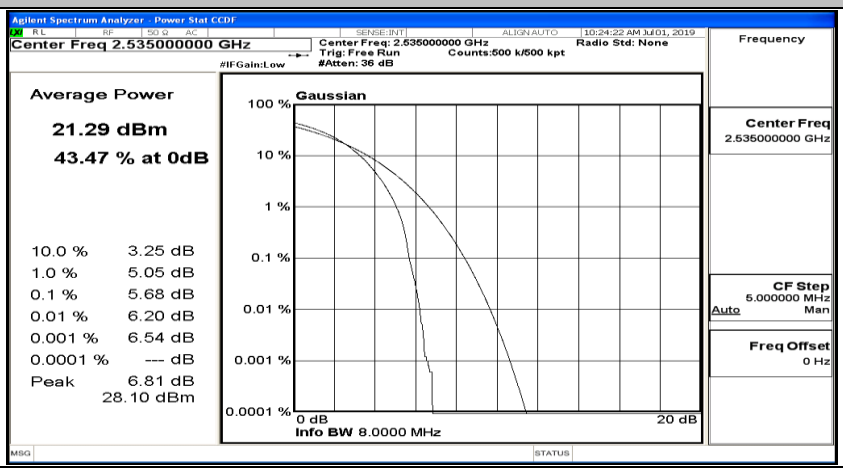

Peak-to Average Ratio Test Graph(s) (Channel Bandwidth:20 MHz)_HCH_QPSK

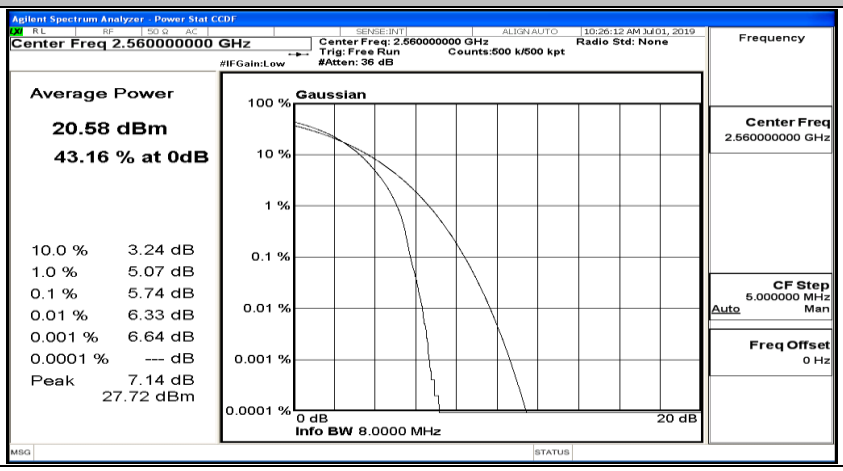

Peak-to Average Ratio Test Graph(s) (Channel Bandwidth:20 MHz)_LCH_16QAM

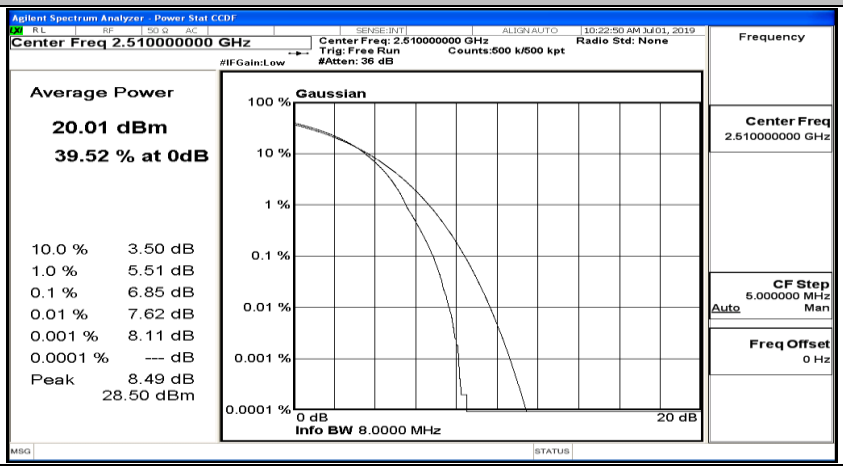

Peak-to Average Ratio Test Graph(s) (Channel Bandwidth:20 MHz)_MCH_16QAM

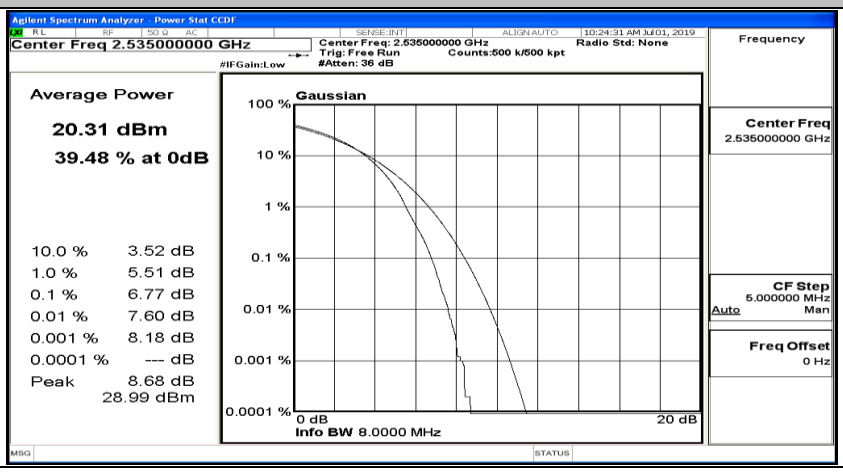

Peak-to Average Ratio Test Graph(s) (Channel Bandwidth:20 MHz)_HCH_16QAM

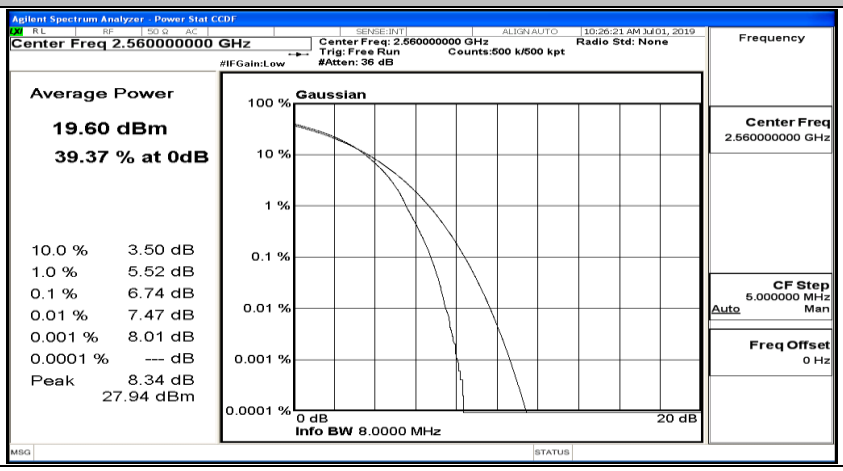

H.3 26dB Bandwidth and Occupied Bandwidth

EBW & OBW Test Result (Channel Bandwidth: 5 MHz)				
Modulation	Channel	Occupied Bandwidth (MHz)	26dB Bandwidth (MHz)	Verdict
QPSK	LCH	4.4827	4.804	PASS
	MCH	4.4741	4.875	PASS
	HCH	4.4839	4.875	PASS
16QAM	LCH	4.4811	4.859	PASS
	MCH	4.4821	4.883	PASS
	HCH	4.4793	4.845	PASS

EBW & OBW Test Result (Channel Bandwidth: 10 MHz)				
Modulation	Channel	Occupied Bandwidth (MHz)	26dB Bandwidth (MHz)	Verdict
QPSK	LCH	8.9473	9.614	PASS
	MCH	8.9322	9.525	PASS
	HCH	8.9366	9.562	PASS
16QAM	LCH	8.9433	9.501	PASS
	MCH	8.9446	9.548	PASS
	HCH	8.9642	9.474	PASS

EBW & OBW Test Result (Channel Bandwidth: 15 MHz)				
Modulation	Channel	Occupied Bandwidth (MHz)	26dB Bandwidth (MHz)	Verdict
QPSK	LCH	13.403	14.13	PASS
	MCH	13.409	14.09	PASS
	HCH	13.419	14.08	PASS
16QAM	LCH	13.394	14.12	PASS
	MCH	13.395	14.05	PASS
	HCH	13.410	14.09	PASS

EBW & OBW Test Result (Channel Bandwidth: 20 MHz)				
Modulation	Channel	Occupied Bandwidth (MHz)	26dB Bandwidth (MHz)	Verdict
QPSK	LCH	17.846	18.63	PASS
	MCH	17.849	18.59	PASS
	HCH	17.865	18.68	PASS
16QAM	LCH	17.875	18.65	PASS
	MCH	17.837	18.62	PASS
	HCH	17.866	18.66	PASS

This report shall not be reproduced except in full, without the written approval of Shenzhen LCS Compliance Testing Laboratory Ltd.

EBW & OBW Test Graph(s) (Channel Bandwidth: 5 MHz)_LCH_QPSK

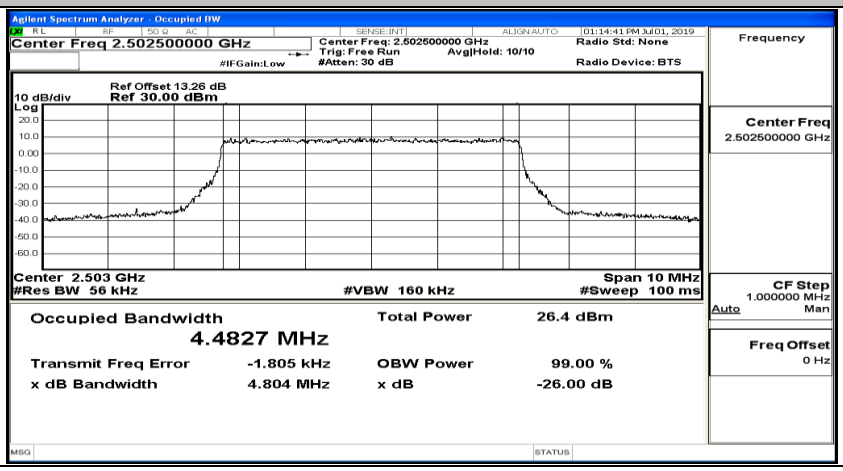

EBW & OBW Test Graph(s) (Channel Bandwidth: 5 MHz)_MCH_QPSK

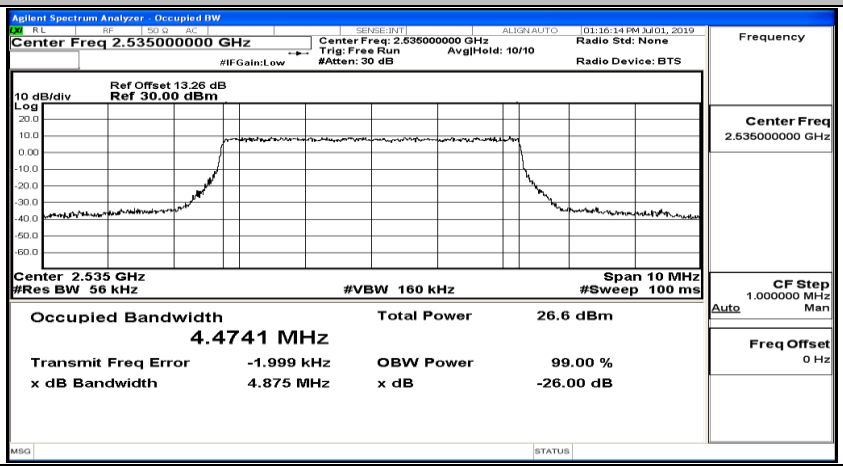

EBW & OBW Test Graph(s) (Channel Bandwidth: 5 MHz)_HCH_QPSK

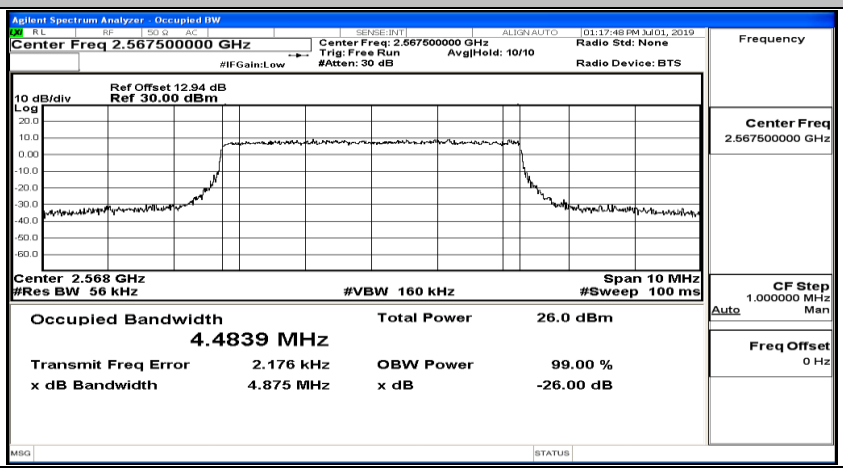

EBW & OBW Test Graph(s) (Channel Bandwidth: 5 MHz)_LCH_16QAM

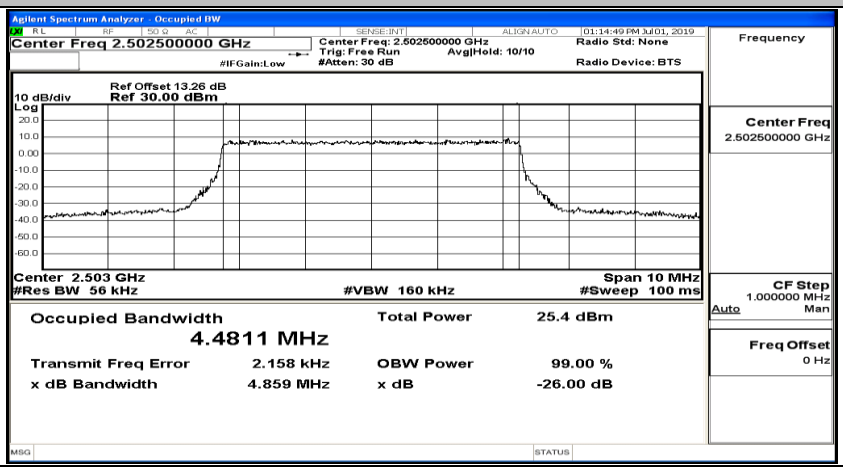

EBW & OBW Test Graph(s) (Channel Bandwidth: 5 MHz)_MCH_16QAM

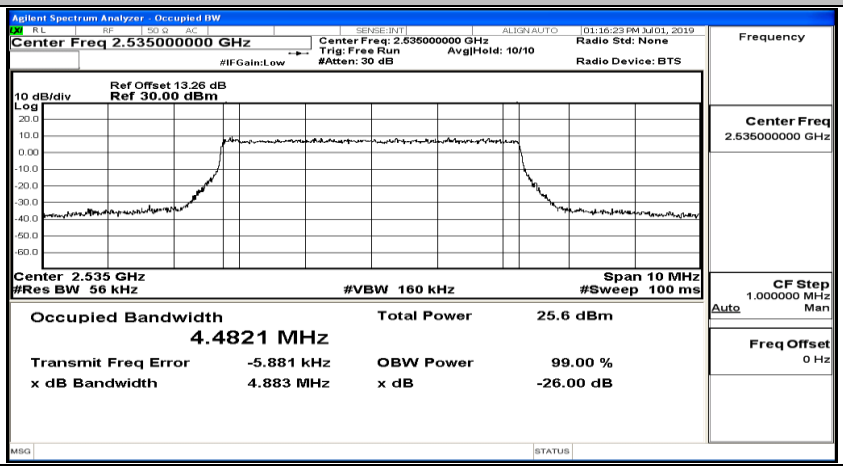

EBW & OBW Test Graph(s) (Channel Bandwidth: 5 MHz)_HCH_16QAM

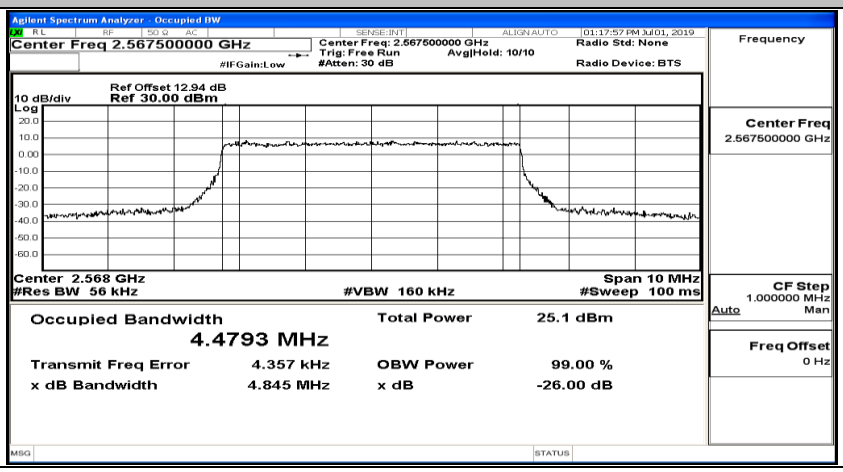

EBW & OBW Test Graph(s) (Channel Bandwidth: 10 MHz)_LCH_QPSK

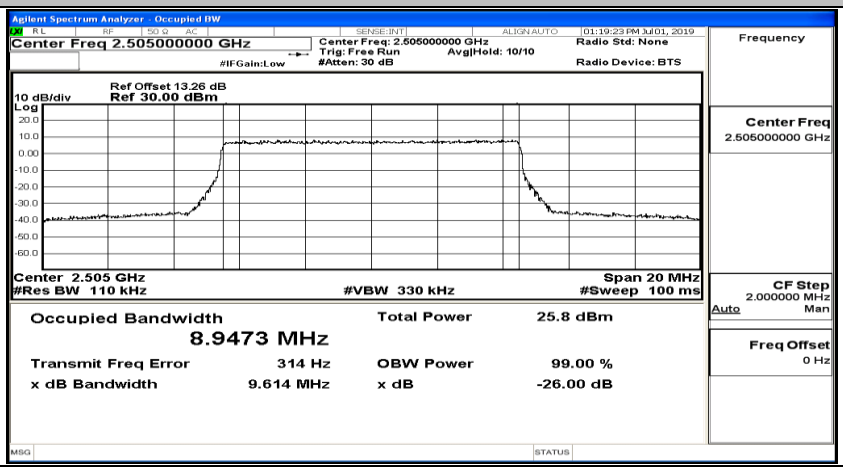

EBW & OBW Test Graph(s) (Channel Bandwidth: 10 MHz)_MCH_QPSK

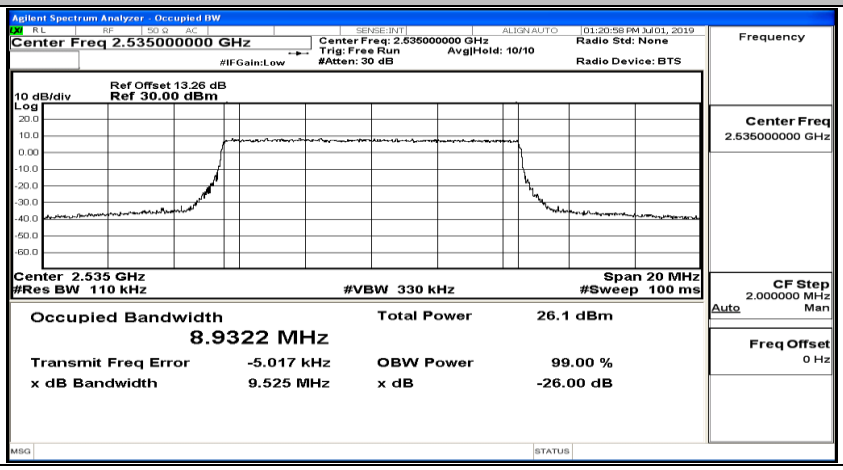

EBW & OBW Test Graph(s) (Channel Bandwidth: 10 MHz)_HCH_QPSK

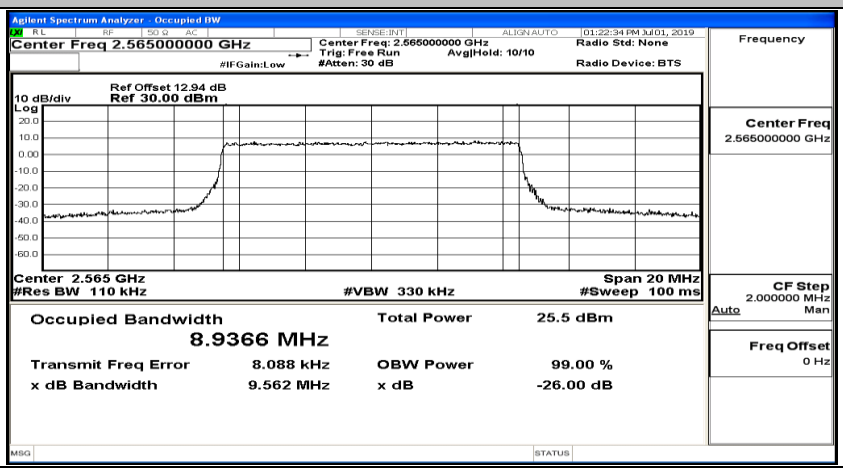

EBW & OBW Test Graph(s) (Channel Bandwidth: 10 MHz)_LCH_16QAM

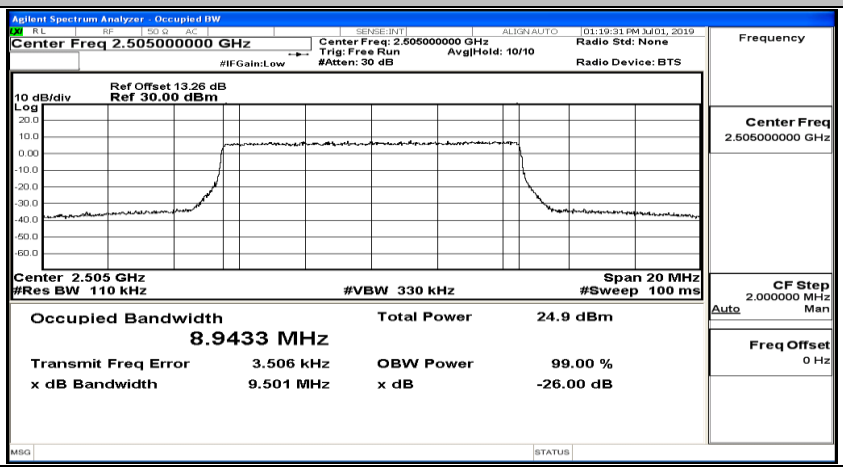

EBW & OBW Test Graph(s) (Channel Bandwidth: 10 MHz)_MCH_16QAM

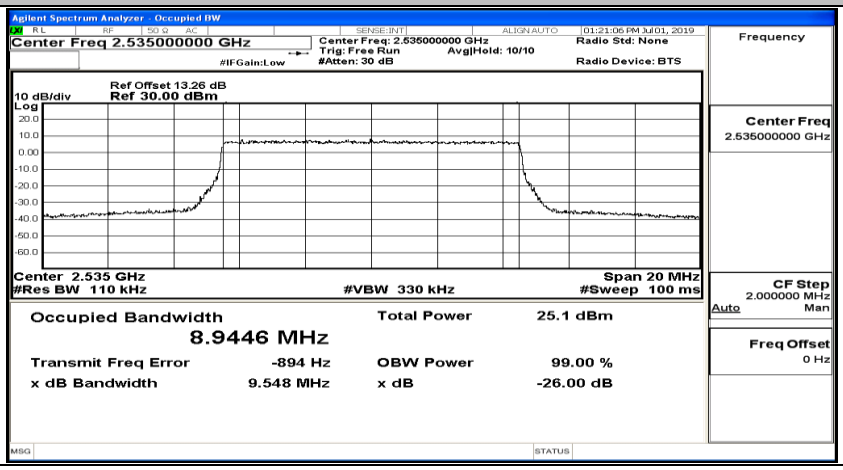

EBW & OBW Test Graph(s) (Channel Bandwidth: 10 MHz)_HCH_16QAM

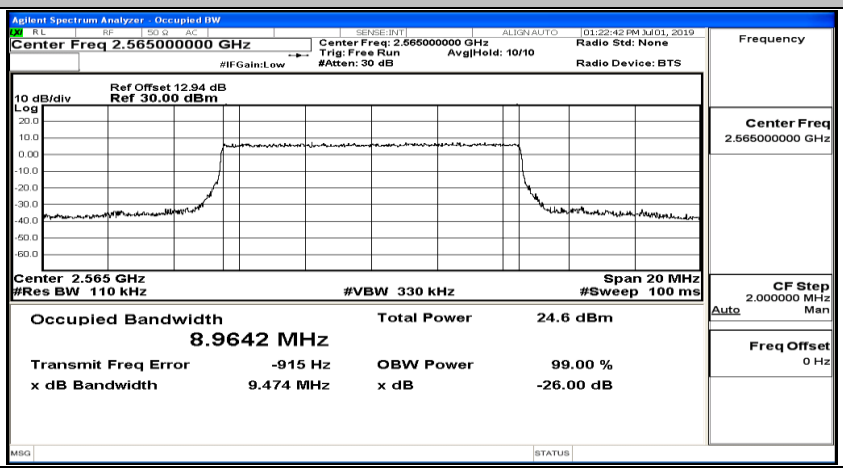

EBW & OBW Test Graph(s) (Channel Bandwidth:15 MHz)_LCH_QPSK

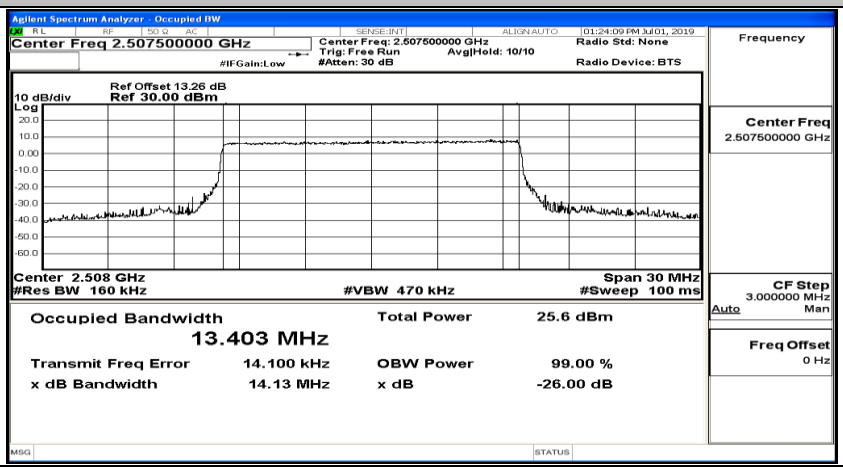

EBW & OBW Test Graph(s) (Channel Bandwidth:15 MHz)_MCH_QPSK

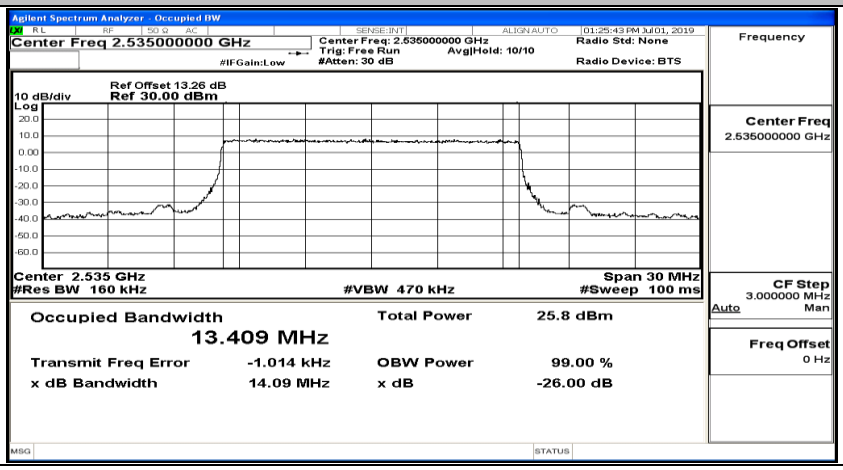

EBW & OBW Test Graph(s) (Channel Bandwidth:15 MHz)_HCH_QPSK

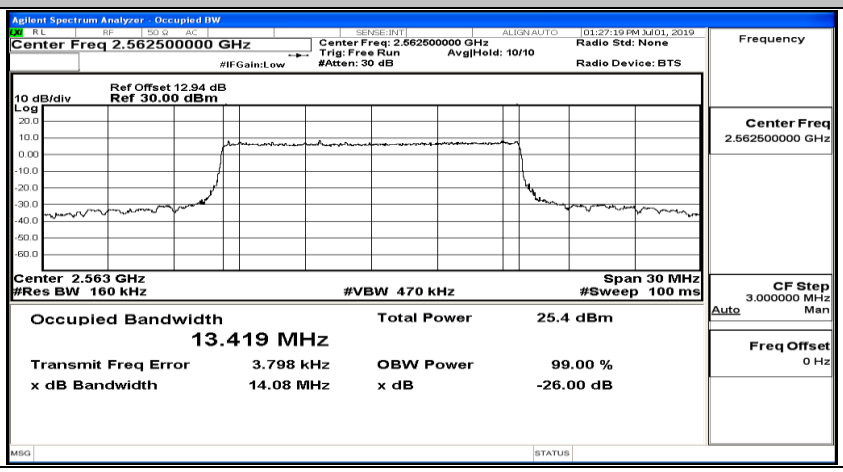

EBW & OBW Test Graph(s) (Channel Bandwidth:15 MHz)_LCH_16QAM

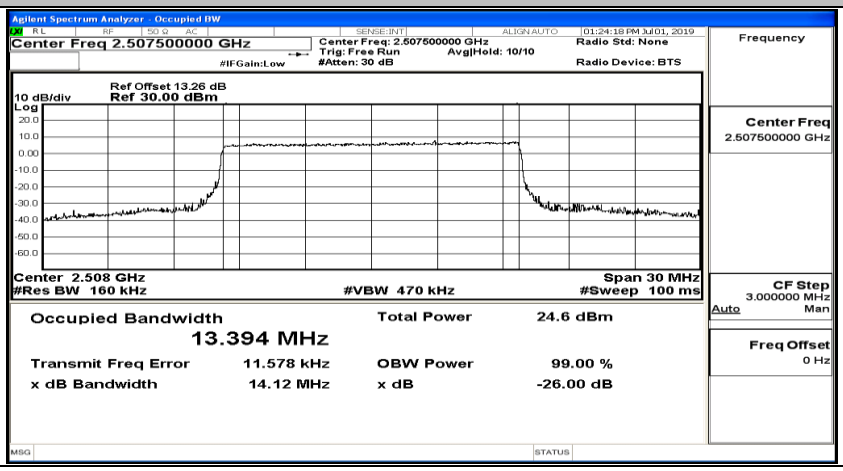

EBW & OBW Test Graph(s) (Channel Bandwidth:15 MHz)_MCH_16QAM

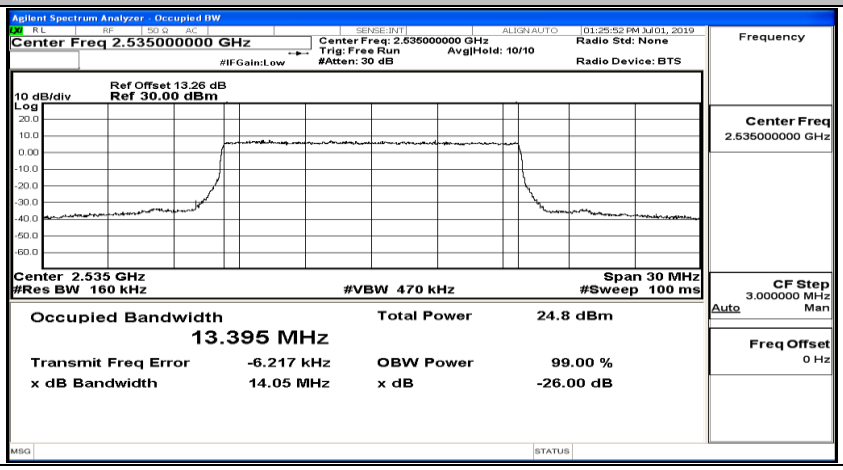

EBW & OBW Test Graph(s) (Channel Bandwidth:15 MHz)_HCH_16QAM

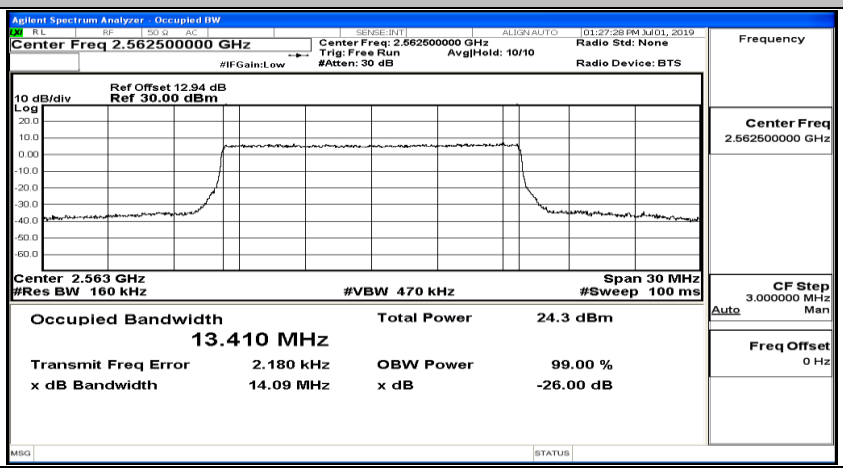

EBW & OBW Test Graph(s) (Channel Bandwidth:20 MHz)_LCH_QPSK

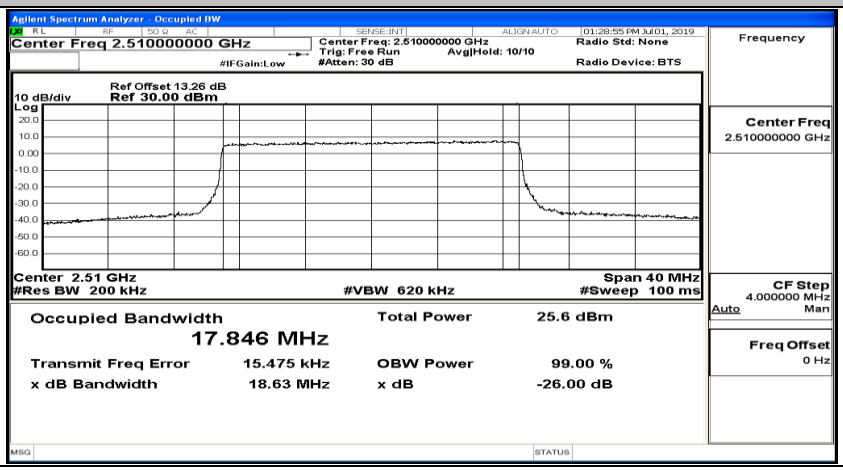

EBW & OBW Test Graph(s) (Channel Bandwidth:20 MHz)_MCH_QPSK

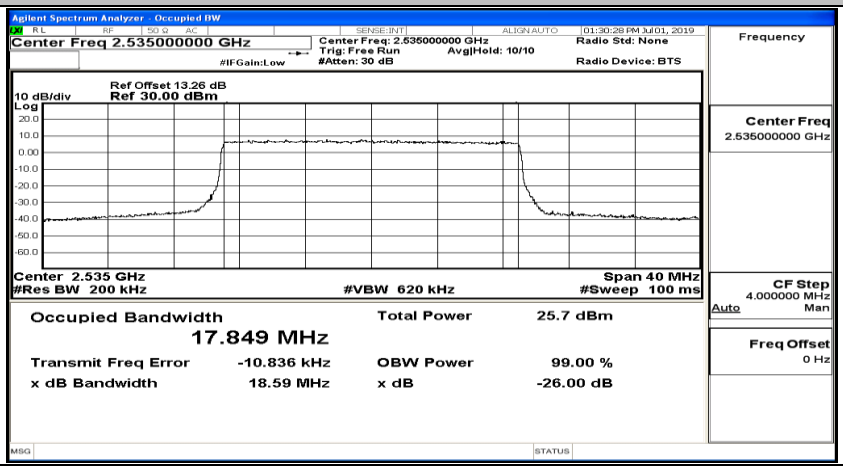

EBW & OBW Test Graph(s) (Channel Bandwidth:20 MHz)_HCH_QPSK

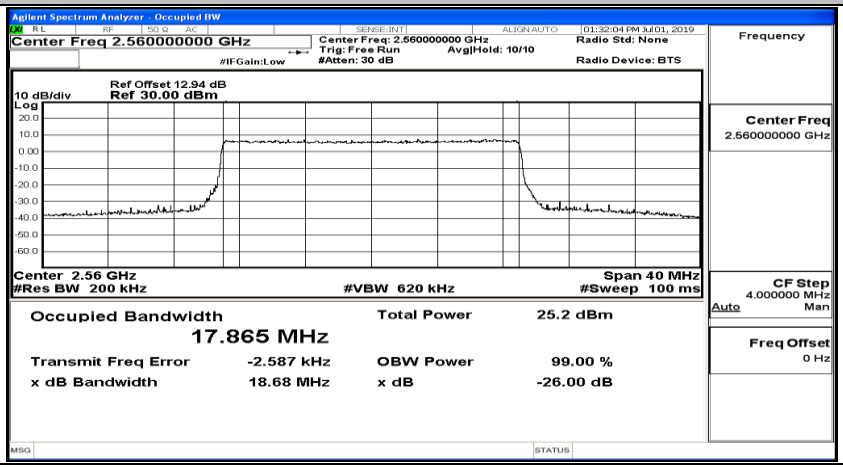

EBW & OBW Test Graph(s) (Channel Bandwidth:20 MHz)_LCH_16QAM

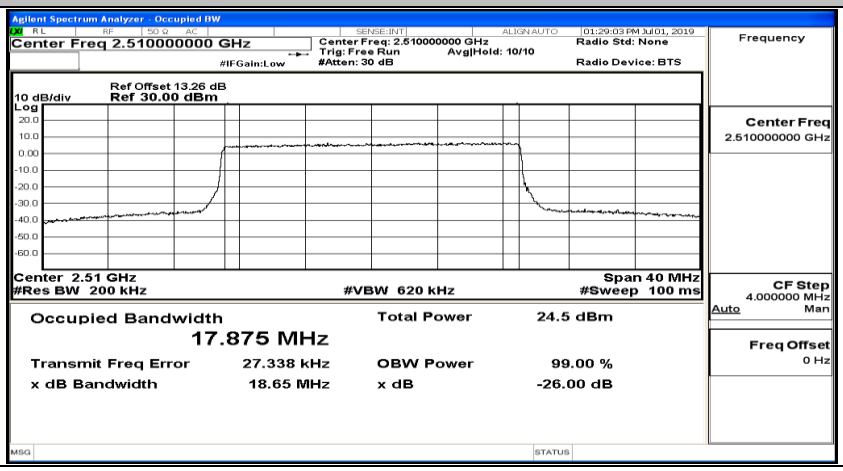

EBW & OBW Test Graph(s) (Channel Bandwidth:20 MHz)_MCH_16QAM

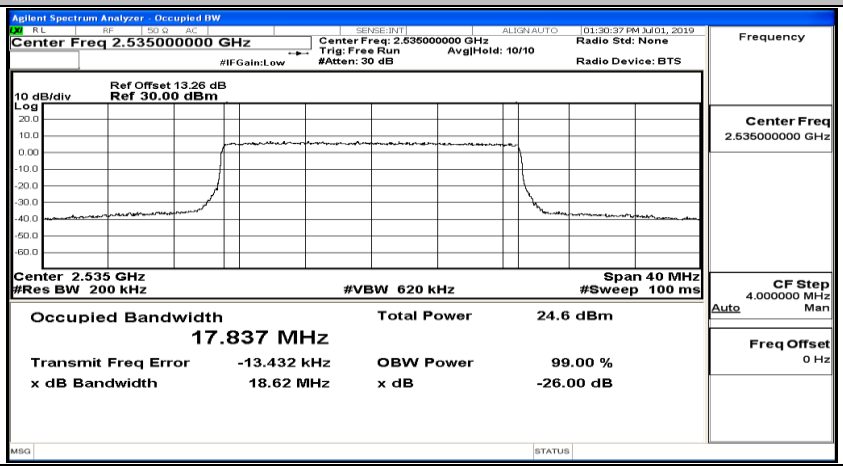

EBW & OBW Test Graph(s) (Channel Bandwidth:20 MHz)_HCH_16QAM

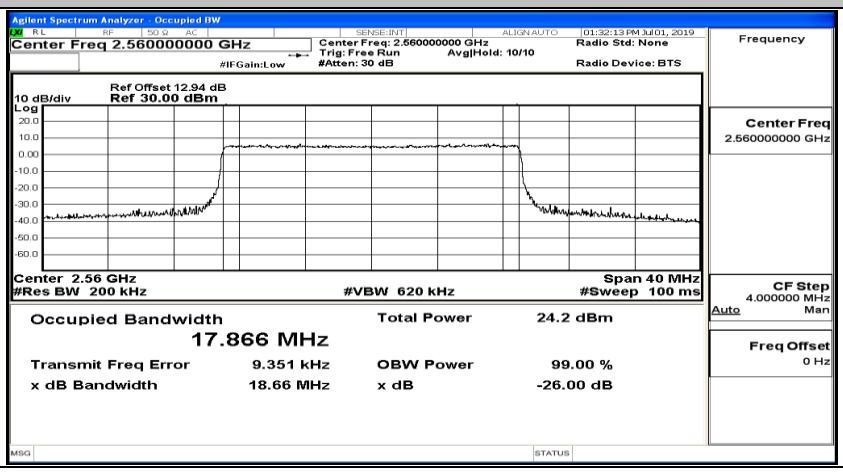

H.4 Band Edge

Channel Bandwidth: 5 MHz

(Channel Bandwidth: 5 MHz)_LCH_QPSK_25RB#0

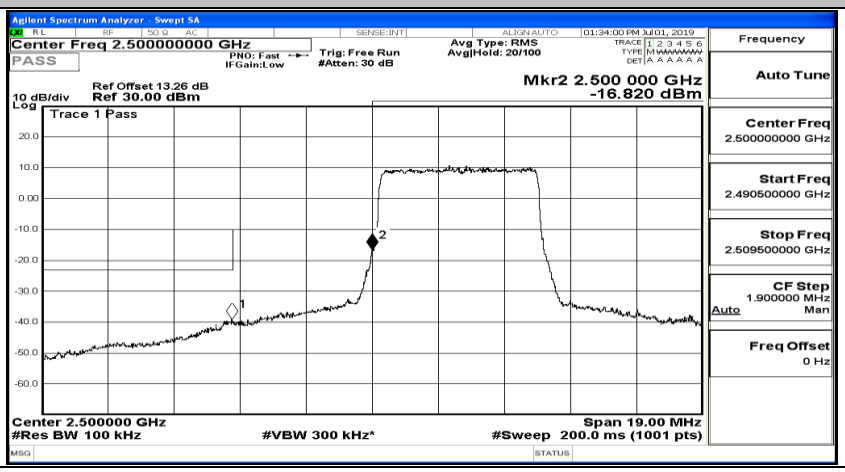

(Channel Bandwidth: 5 MHz)_HCH_QPSK_25RB#0

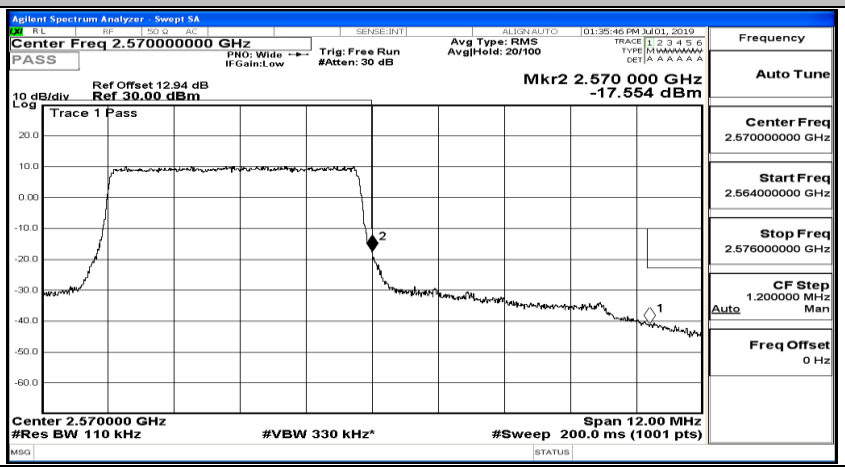

(Channel Bandwidth: 5 MHz)_LCH_16QAM_25RB#0

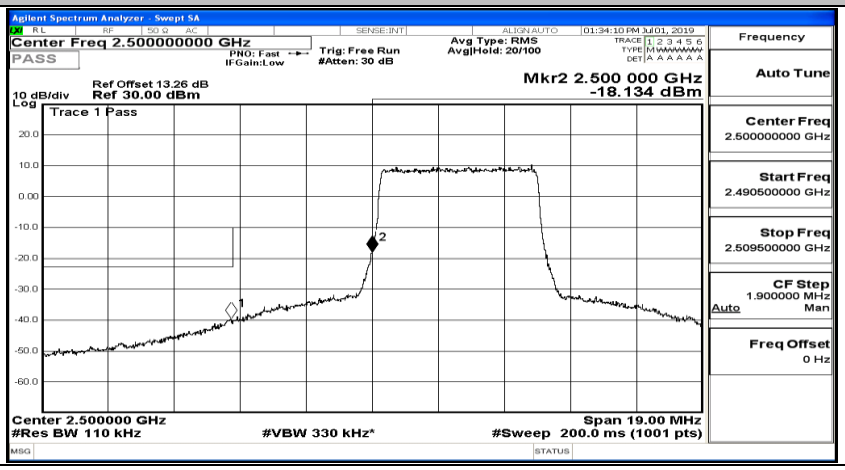

(Channel Bandwidth: 5 MHz)_HCH_16QAM_25RB#0

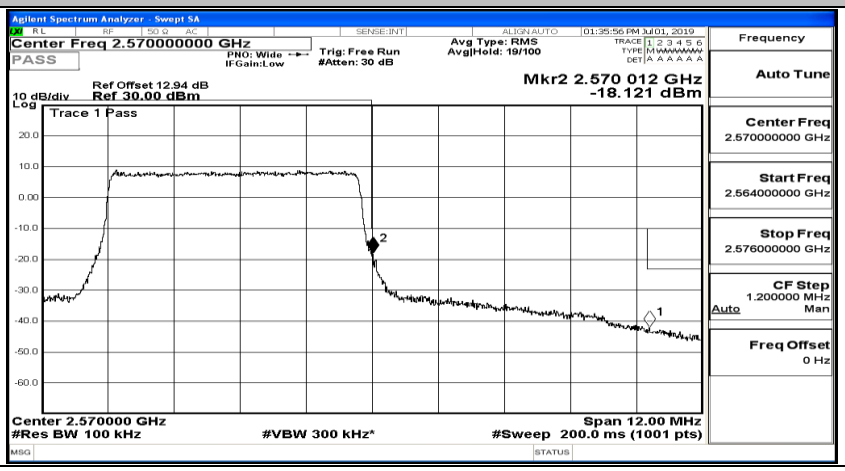

Channel Bandwidth: 10 MHz

Channel Bandwidth: 10 MHz_LCH_QPSK_50RB#0

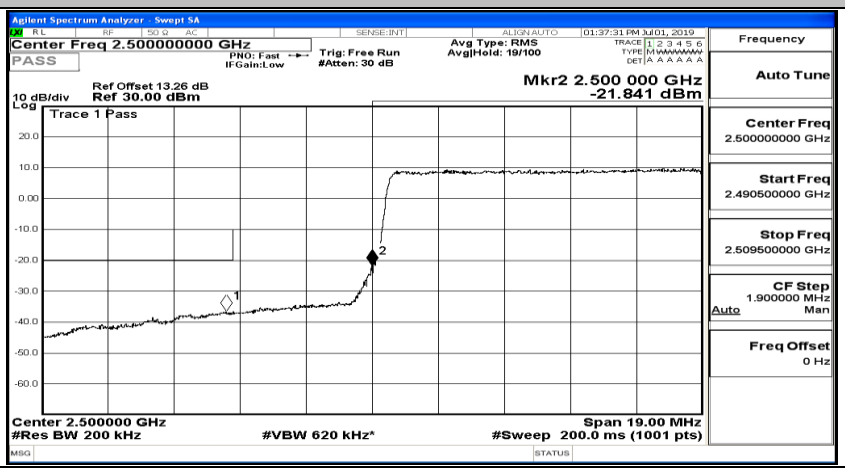

Channel Bandwidth: 10 MHz_HCH_QPSK_50RB#0

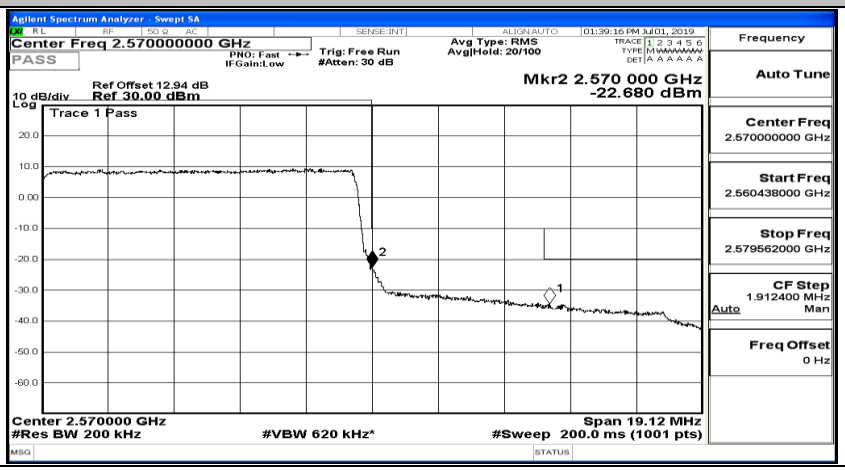

Channel Bandwidth: 10 MHz_LCH_16QAM_50RB#0

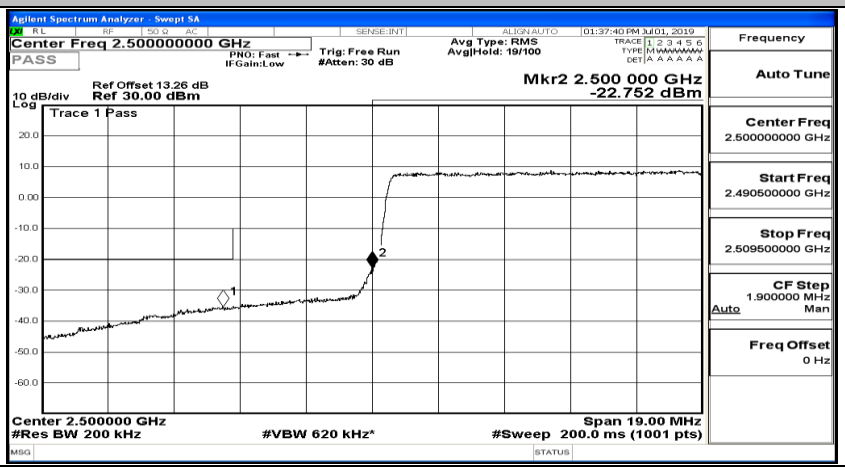

Channel Bandwidth: 10 MHz_HCH_16QAM_50RB#0

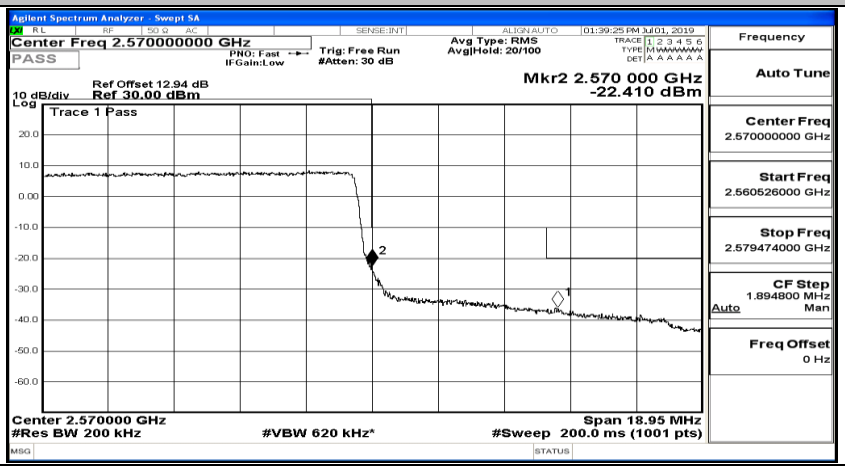

Channel Bandwidth: 15 MHz

(Channel Bandwidth:15 MHz)_LCH_QPSK_75RB#0

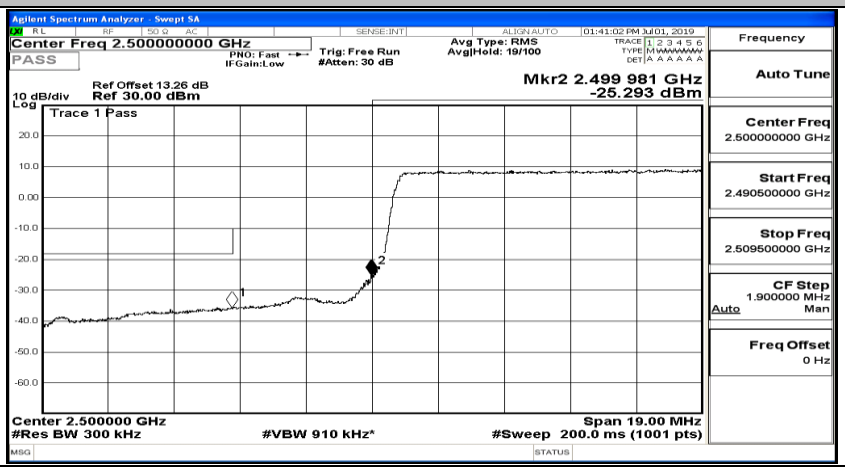

(Channel Bandwidth:15 MHz)_HCH_QPSK_75RB#0

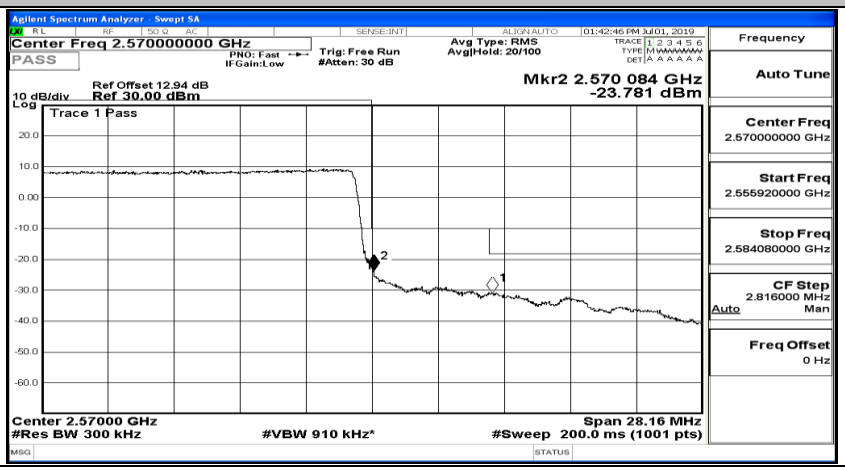

(Channel Bandwidth:15 MHz)_LCH_16QAM_75RB#0

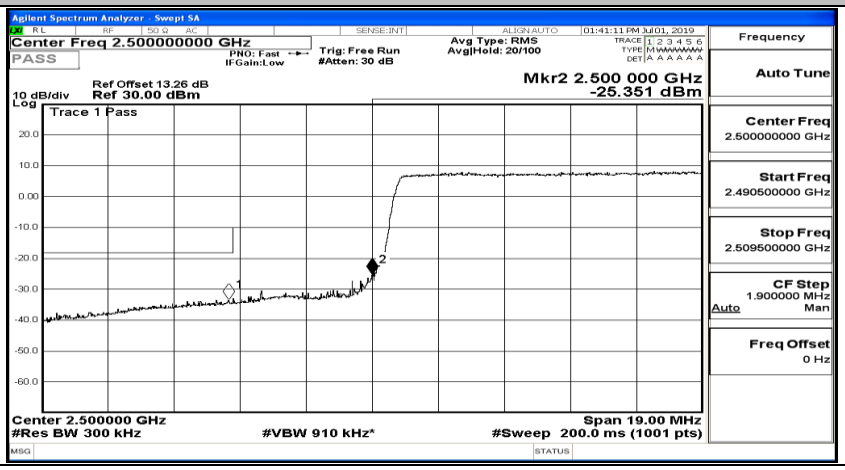

(Channel Bandwidth:15 MHz)_HCH_16QAM_75RB#0

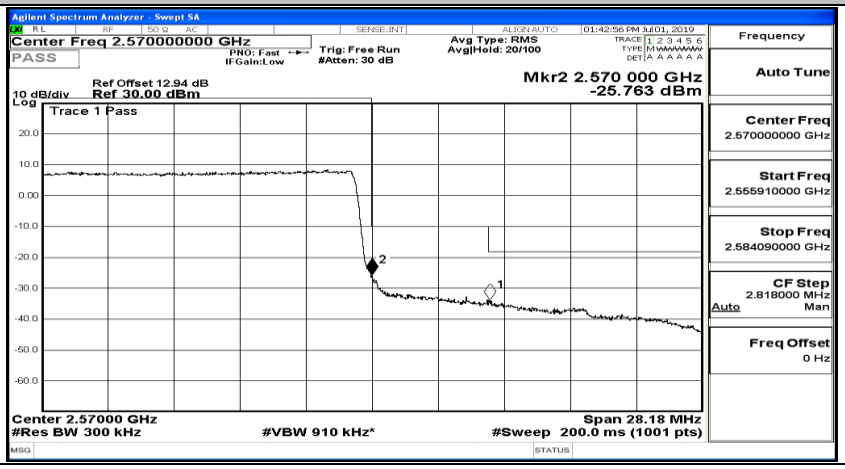

Channel Bandwidth: 20 MHz

(Channel Bandwidth:20 MHz)_LCH_QPSK_100RB#0

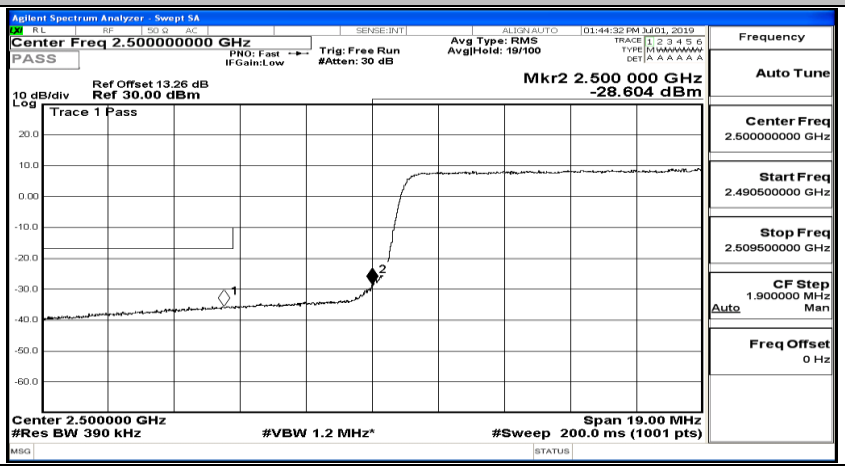

(Channel Bandwidth:20 MHz)_HCH_QPSK_100RB#0

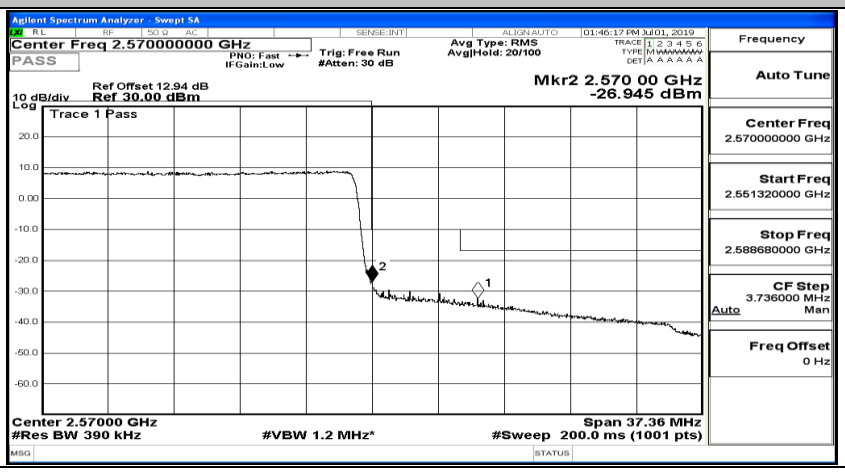

(Channel Bandwidth:20 MHz)_LCH_16QAM_100RB#0

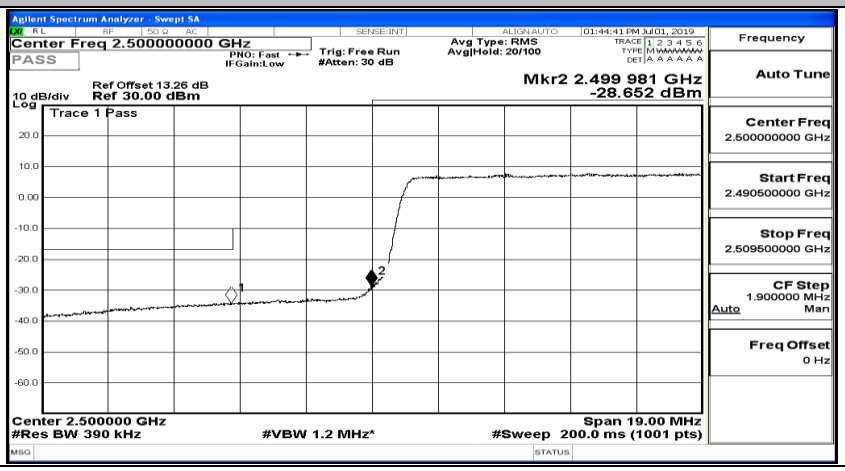

(Channel Bandwidth:20 MHz)_HCH_16QAM_100RB#0

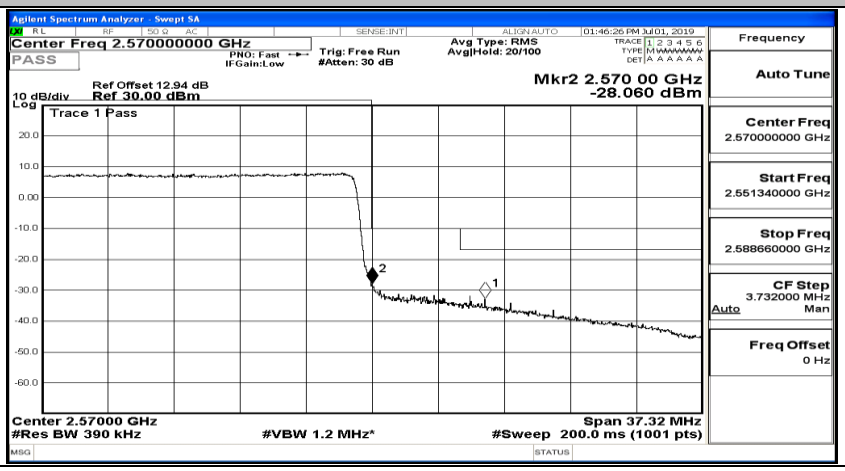

H.5 Conducted Spurious Emission

Channel Bandwidth: 5 MHz

(Channel Bandwidth: 5 MHz)_LCH_QPSK_1RB#0

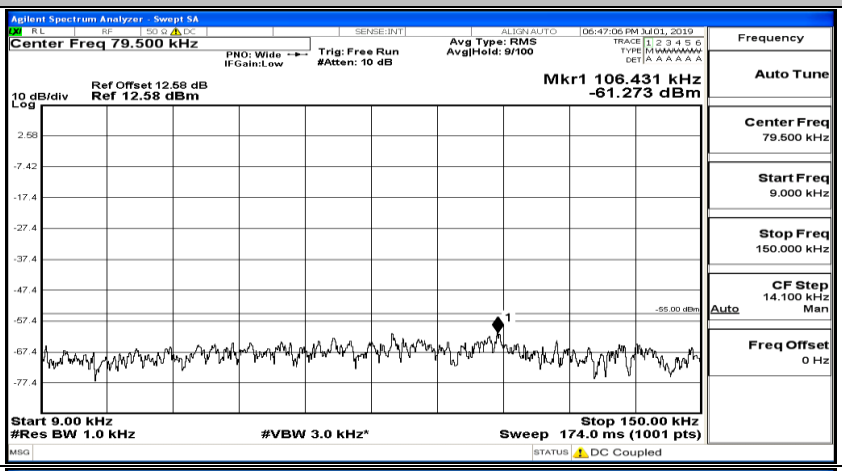

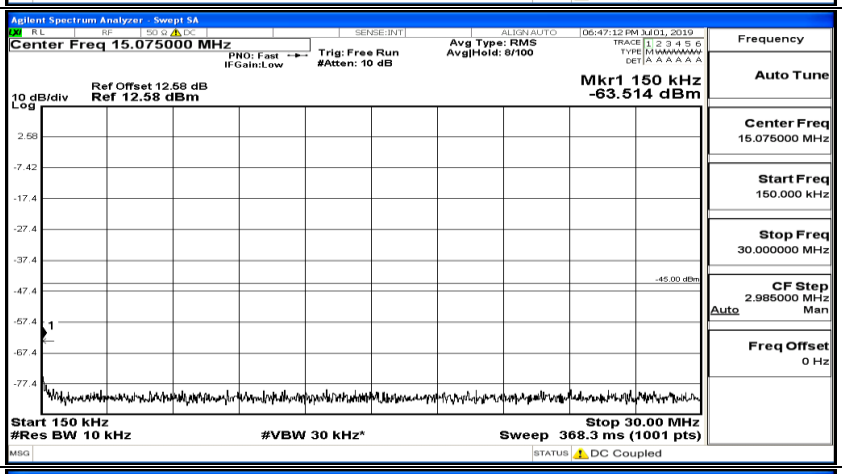

(Channel Bandwidth: 5 MHz)_LCH_QPSK_1RB#12

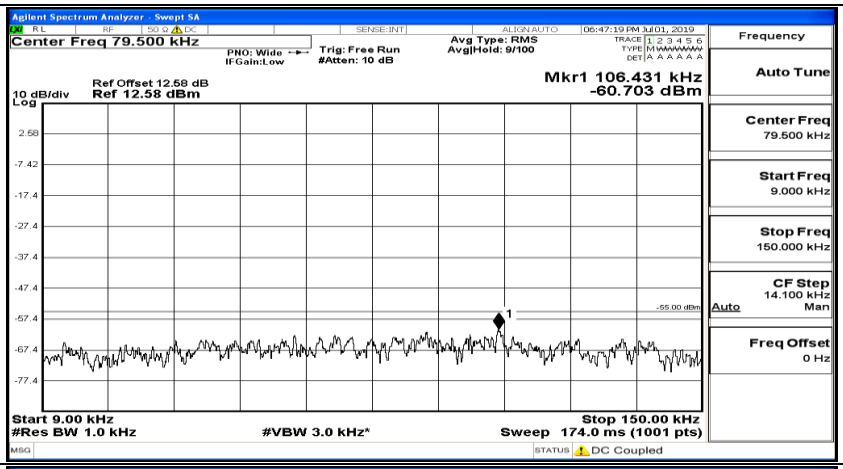

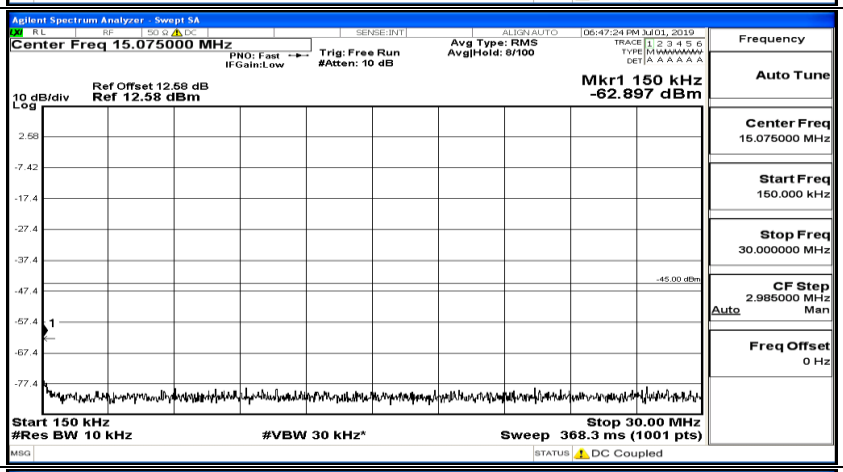

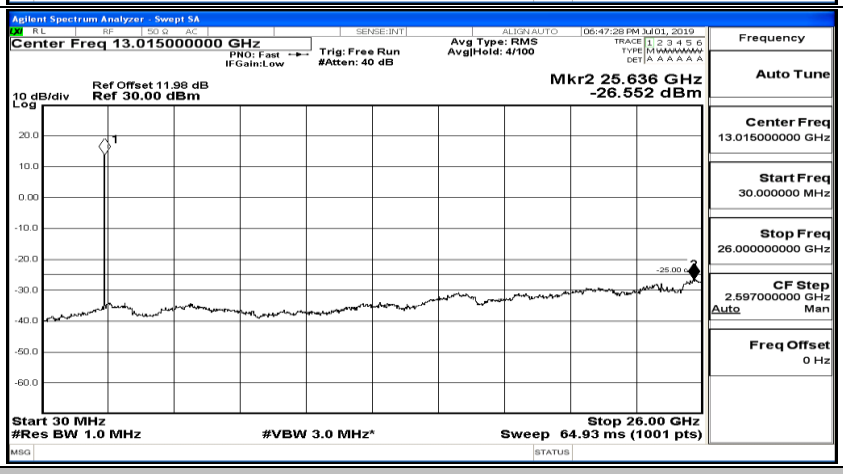

(Channel Bandwidth: 5 MHz)_LCH_QPSK_1RB#24

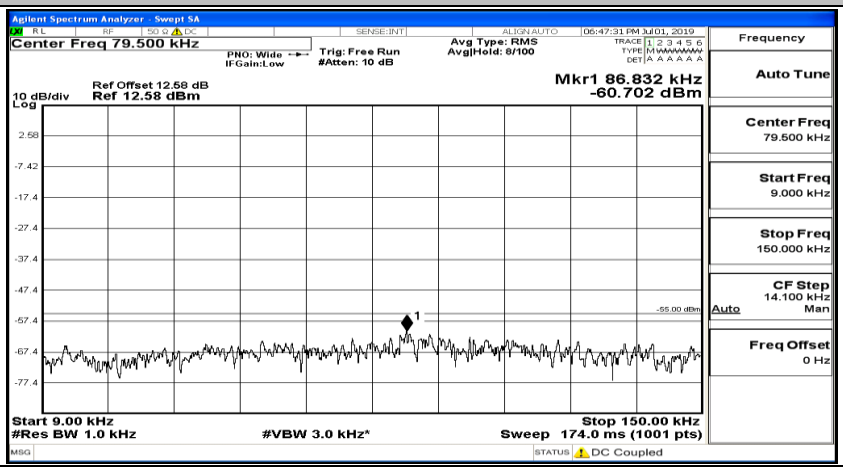

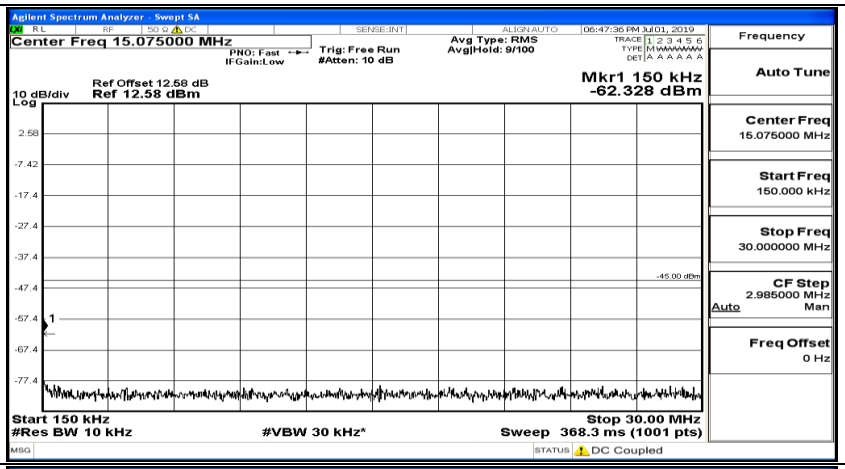

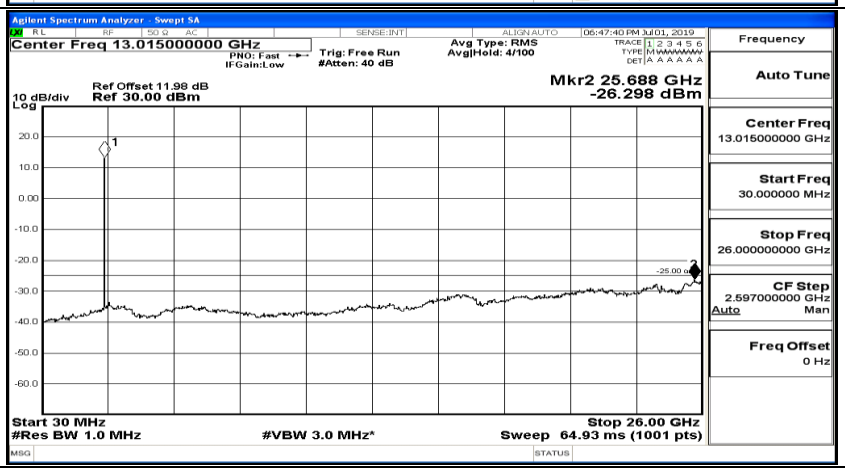

(Channel Bandwidth: 5 MHz)_MCH_QPSK_1RB#0

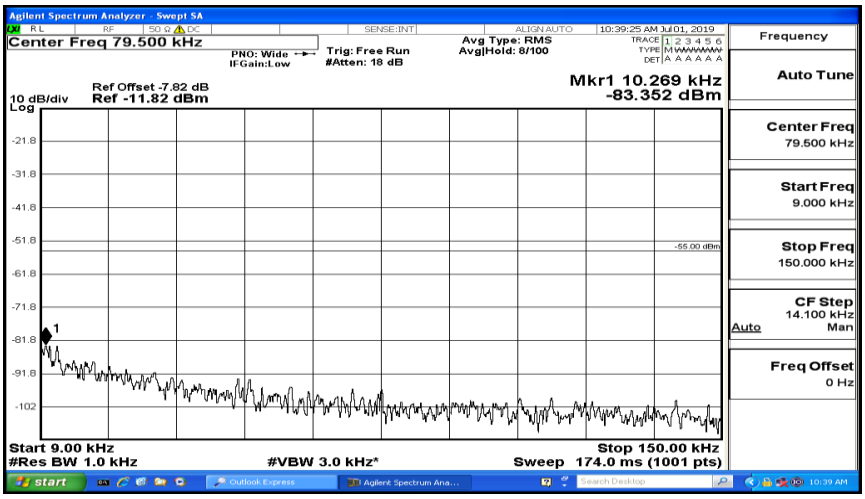

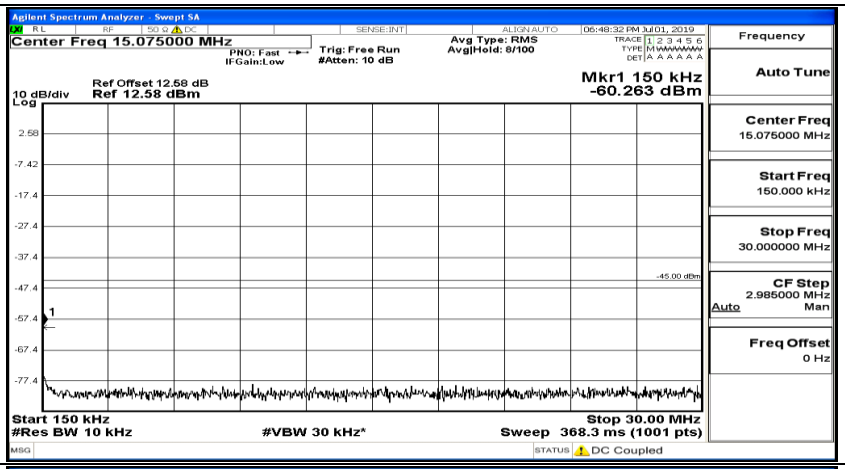

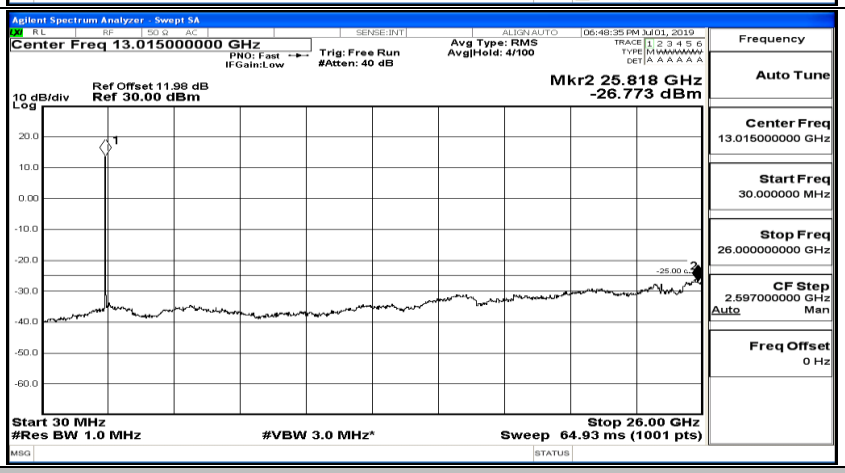

(Channel Bandwidth: 5 MHz)_MCH_QPSK_1RB#12

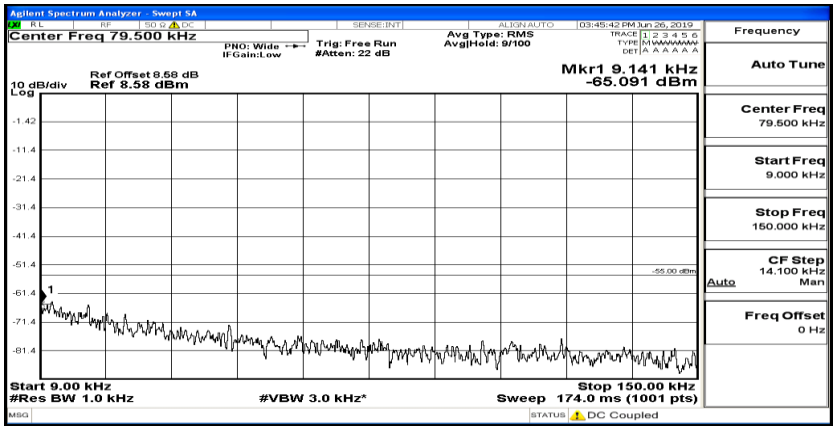

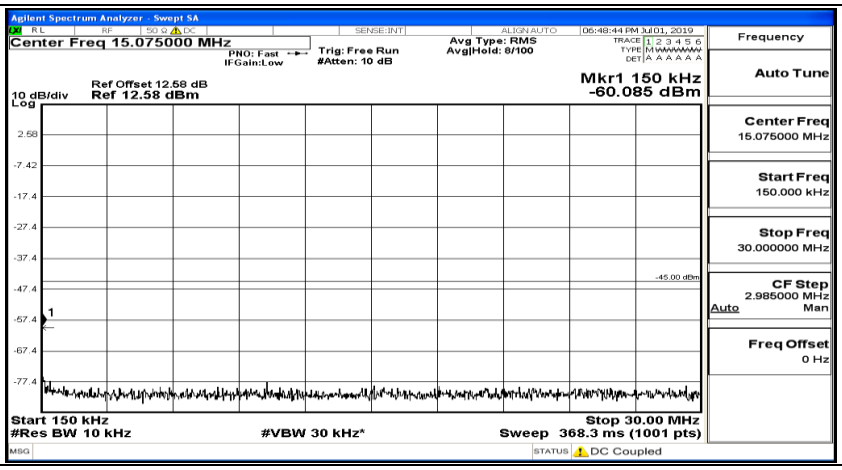

(Channel Bandwidth: 5 MHz)_MCH_QPSK_1RB#24

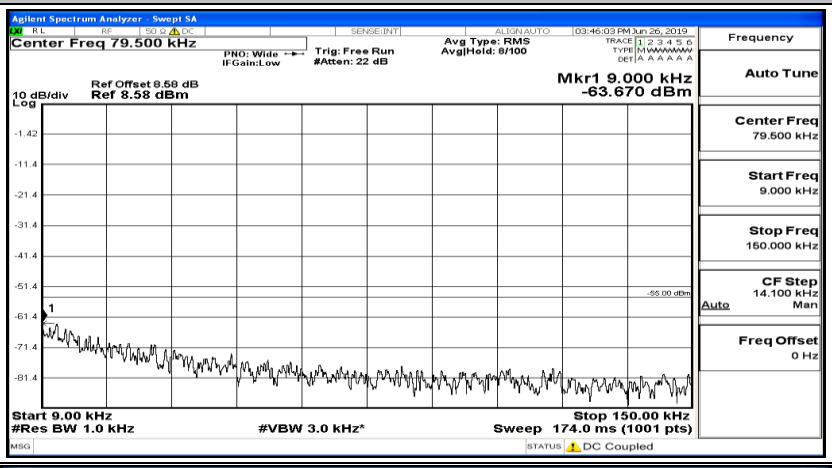

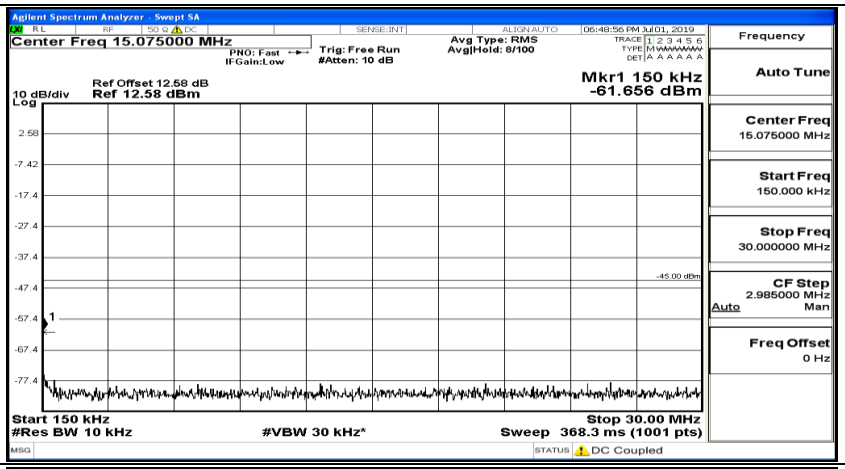

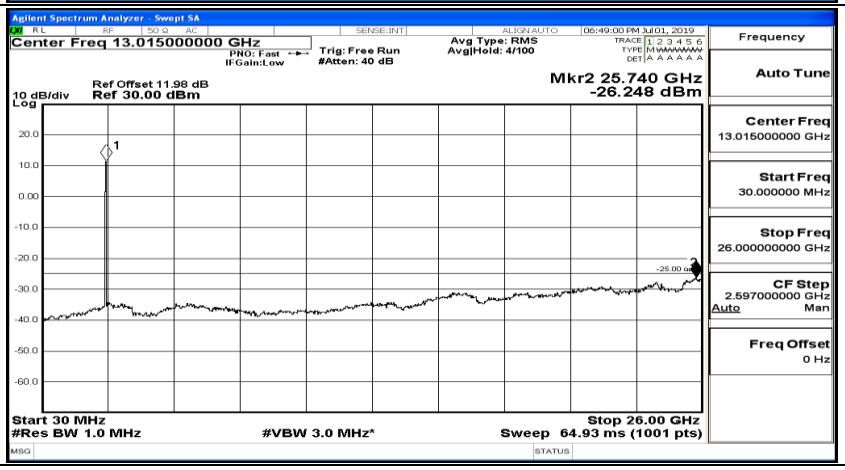

(Channel Bandwidth: 5 MHz)_HCH_QPSK_1RB#0

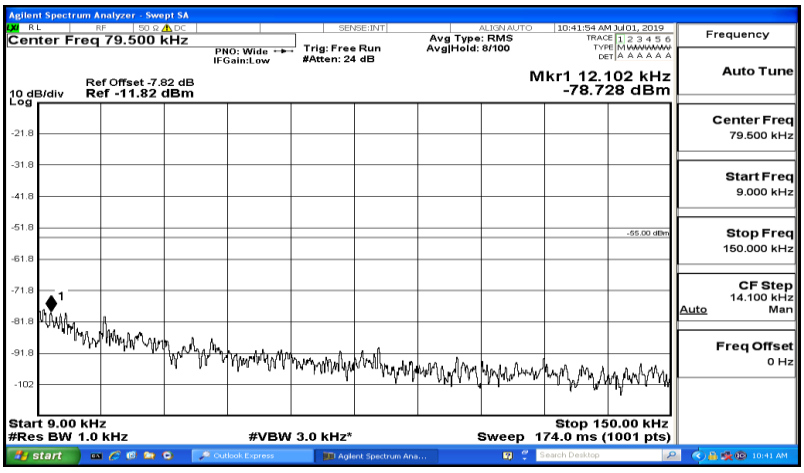

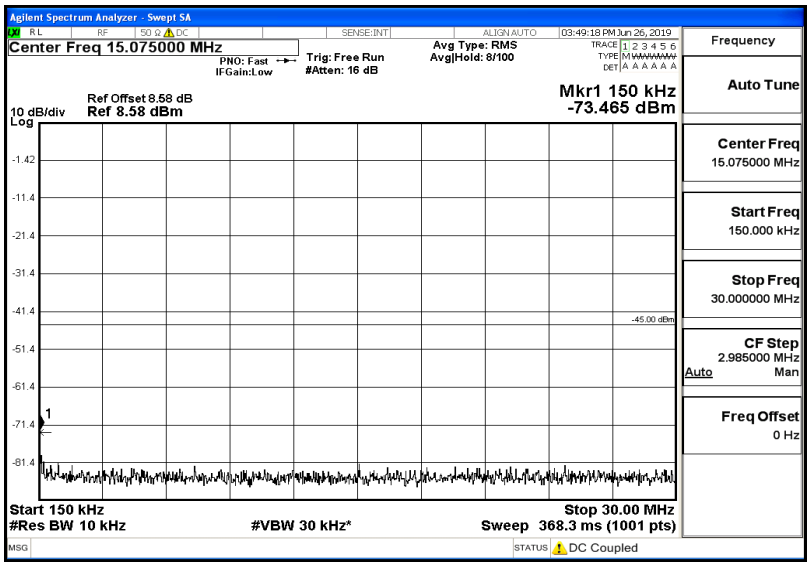

(Channel Bandwidth: 5 MHz)_HCH_QPSK_1RB#12

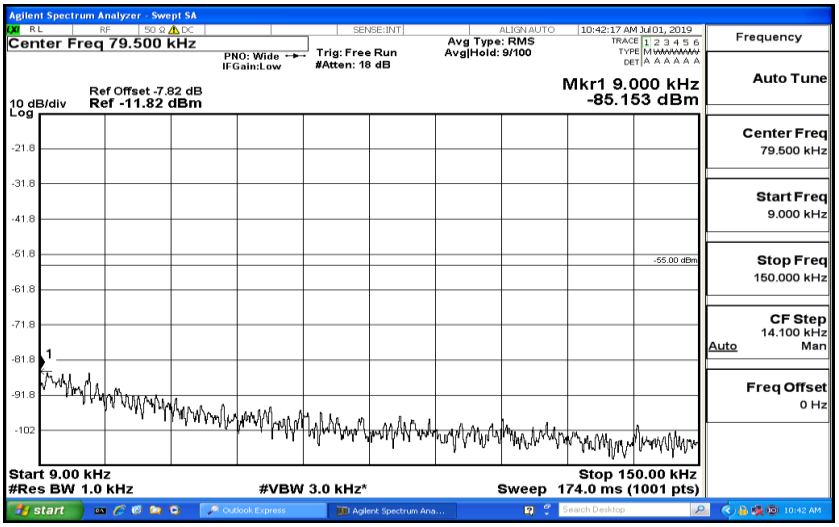

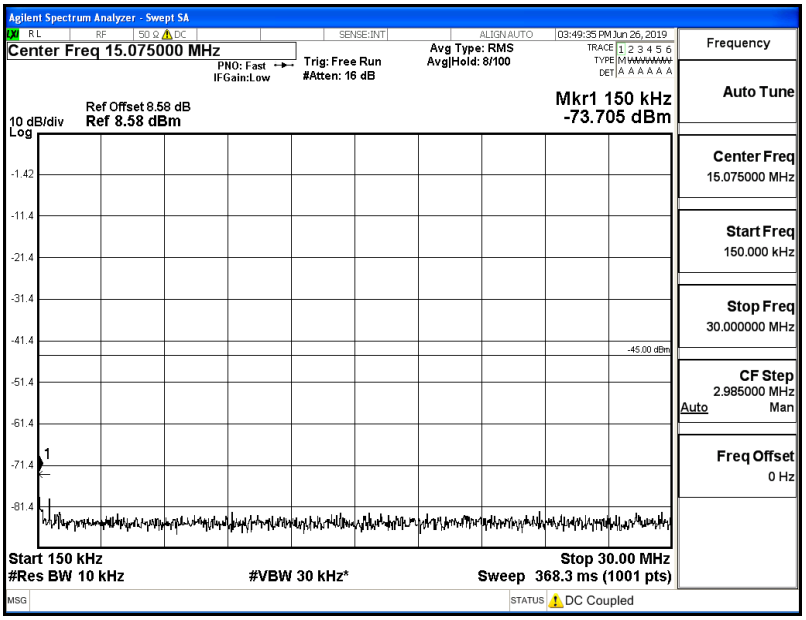

(Channel Bandwidth: 5 MHz)_HCH_QPSK_1RB#24

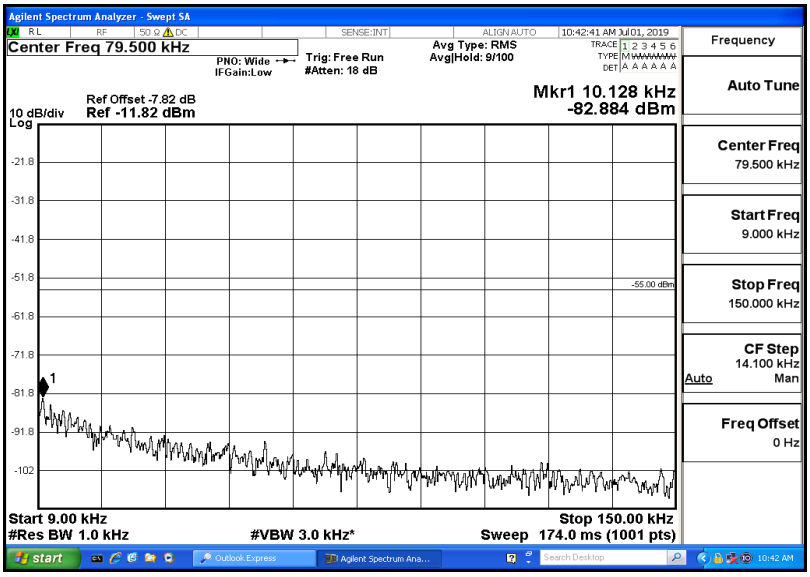
Agilent Spectrum Analyzer - Swept SA
Center Freq 79.500 kHz
PNO: Wide
IFGain:Low
Trig: Free Run
#Atten: 18 dB
Avg Type: RMS
Avg|Hold: 9/100
10:42:41 AM Jul 01, 2019
Ref Offset -7.82 dB
10 dB/div Ref -11.82 dBm
Log
Mkr1 10.128 kHz
-82.884 dBm
-55.00 dBm
Start 9.00 kHz
#Res BW 1.0 kHz
#VBW 3.0 kHz*
Stop 150.00 kHz
Sweep 174.0 ms (1001 pts)
Frequency
Auto Tune
Center Freq 79.500 kHz
Start Freq 9.000 kHz
Stop Freq 150.000 kHz
CF Step 14.100 kHz
Auto Man
Freq Offset 0 Hz

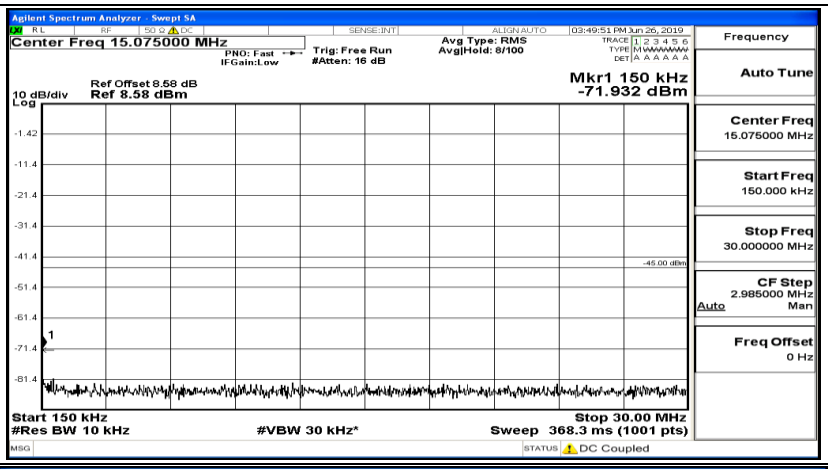
Agilent Spectrum Analyzer - Swept SA
Center Freq 15.075000 MHz
PNO: Fast
IFGain:Low
Trig: Free Run
#Atten: 16 dB
Avg Type: RMS
Avg|Hold: 8/100
03:49:51 PM Jun 26, 2019
Ref Offset 8.58 dB
10 dB/div Ref 8.58 dBm
Log
Mkr1 150 kHz
-71.932 dBm
-45.00 dBm
Start 150 kHz
#Res BW 10 kHz
#VBW 30 kHz*
Stop 30.00 MHz
Sweep 368.3 ms (1001 pts)
DC Coupled
Frequency
Auto Tune
Center Freq 15.075000 MHz
Start Freq 150.000 kHz
Stop Freq 30.000000 MHz
CF Step 2.985000 MHz
Auto Man
Freq Offset 0 Hz

Agilent Spectrum Analyzer - Swept SA
Center Freq 13.015000000 GHz
PNO: Fast
IFGain:Low
Trig: Free Run
#Atten: 40 dB
Avg Type: RMS
Avg|Hold: 4/100
06:50:21 PM Jul 01, 2019
Ref Offset 11.98 dB
10 dB/div Ref 30.00 dBm
Log
Mkr2 25.766 GHz
-26.647 dBm
Start 30 MHz
#Res BW 1.0 MHz
#VBW 3.0 MHz*
Stop 26.00 GHz
Sweep 64.93 ms (1001 pts)
Frequency
Auto Tune
Center Freq 13.015000000 GHz
Start Freq 30.000000 MHz
Stop Freq 26.000000000 GHz
CF Step 2.597000000 GHz
Auto Man
Freq Offset 0 Hz

(Channel Bandwidth: 5 MHz)_LCH_16QAM_1RB#0

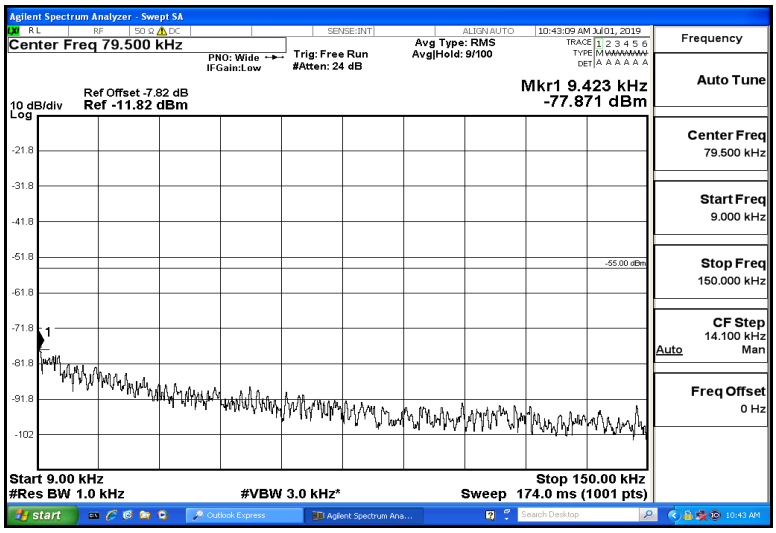

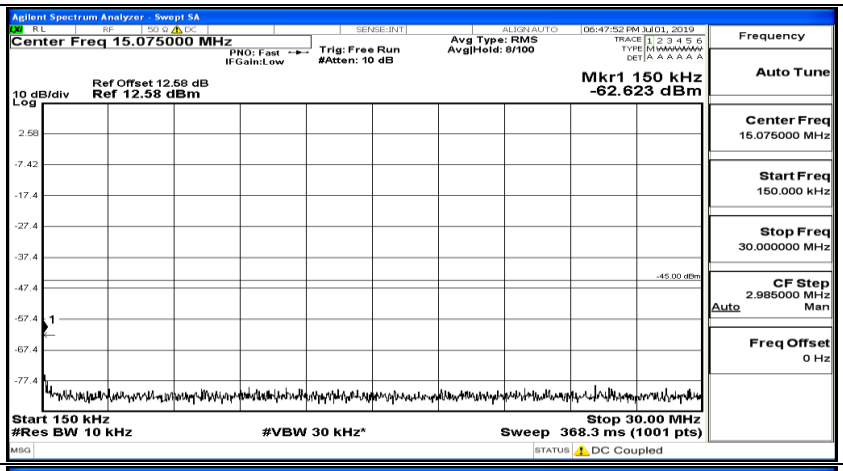

(Channel Bandwidth: 5 MHz)_LCH_16QAM_1RB#12

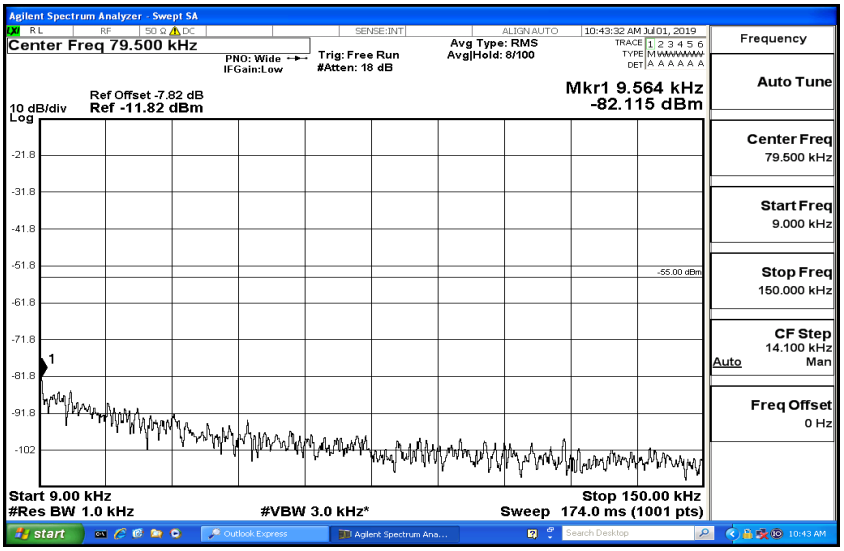

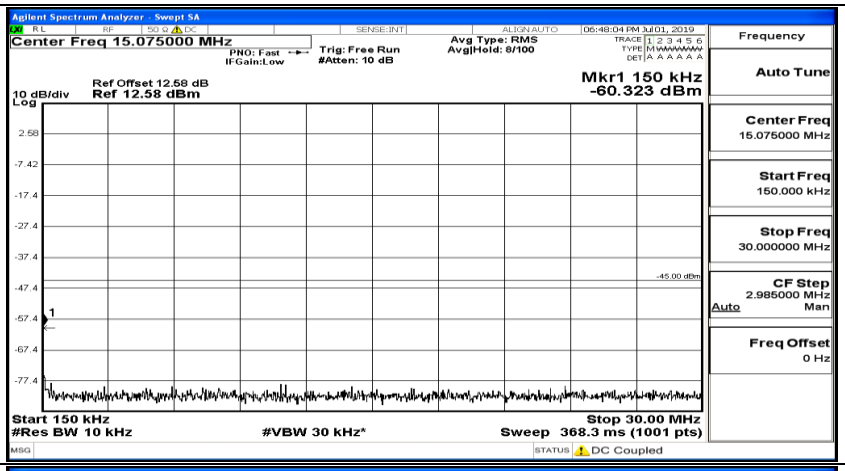

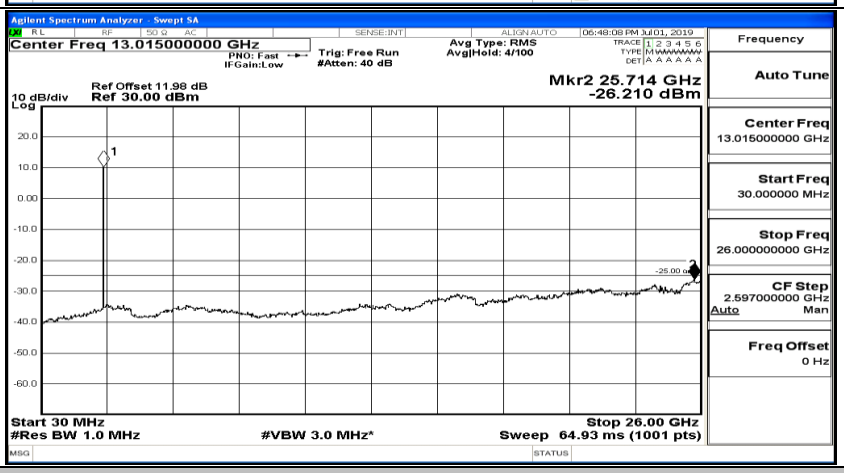

(Channel Bandwidth: 5 MHz)_LCH_16QAM_1RB#24

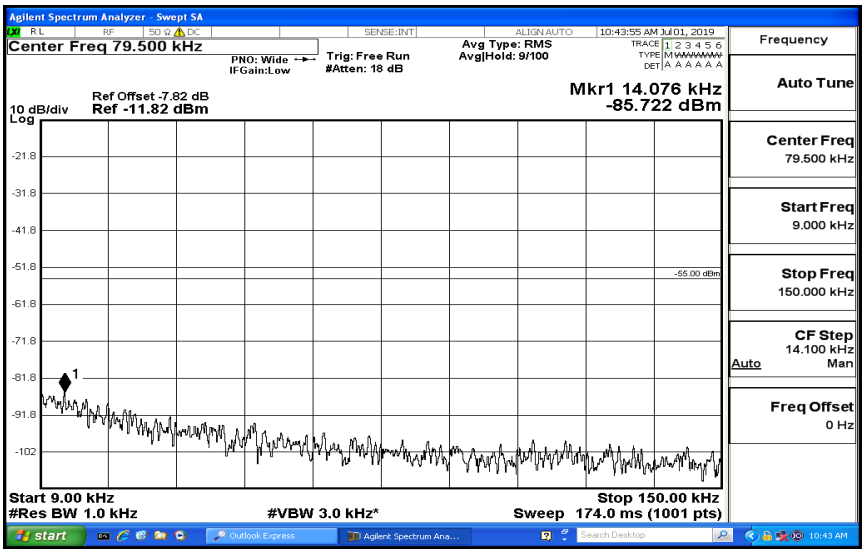
Agilent Spectrum Analyzer - Swept SA
Center Freq 79.500 kHz
PNO: Wide
IFGain:Low
Trig: Free Run
#Atten: 18 dB
Avg Type: RMS
Avg|Hold: 9/100
10:43:55 AM Jul 01, 2019
Ref Offset -7.82 dB
10 dB/div
Ref -11.82 dBm
Mkr1 14.076 kHz
-85.722 dBm
-55.00 dBm
Start 9.00 kHz
#Res BW 1.0 kHz
#VBW 3.0 kHz*
Stop 150.00 kHz
Sweep 174.0 ms (1001 pts)
Frequency
Auto Tune
Center Freq 79.500 kHz
Start Freq 9.000 kHz
Stop Freq 150.000 kHz
CF Step 14.100 kHz
Auto Man
Freq Offset 0 Hz

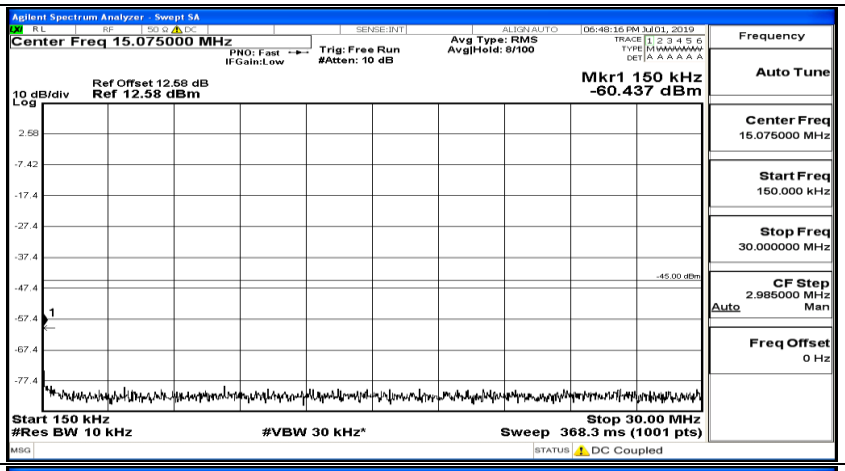
Agilent Spectrum Analyzer - Swept SA
Center Freq 15.075000 MHz
PNO: Fast
IFGain:Low
Trig: Free Run
#Atten: 10 dB
Avg Type: RMS
Avg|Hold: 8/100
06:48:16 PM Jul 01, 2019
Ref Offset 12.58 dB
10 dB/div
Ref 12.58 dBm
Mkr1 150 kHz
-60.437 dBm
-45.00 dBm
Start 150 kHz
#Res BW 10 kHz
#VBW 30 kHz*
Stop 30.00 MHz
Sweep 368.3 ms (1001 pts)
DC Coupled
Frequency
Auto Tune
Center Freq 15.075000 MHz
Start Freq 150.000 kHz
Stop Freq 30.000000 MHz
CF Step 2.985000 MHz
Auto Man
Freq Offset 0 Hz

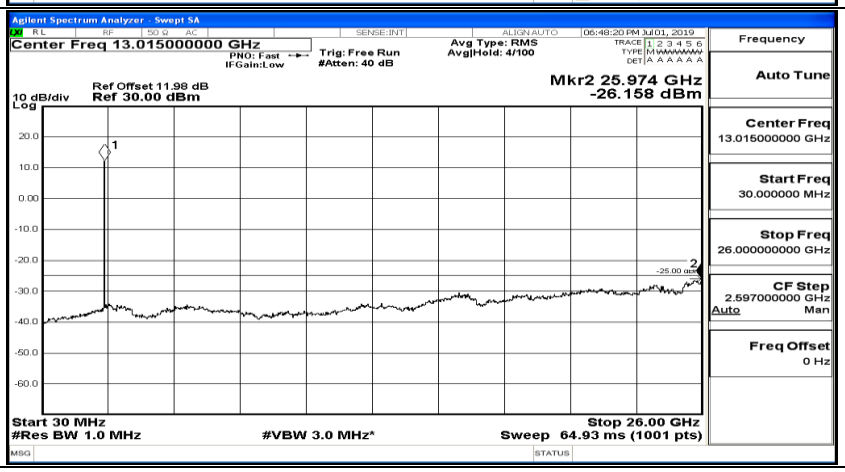
Agilent Spectrum Analyzer - Swept SA
Center Freq 13.015000000 GHz
PNO: Fast
IFGain:Low
Trig: Free Run
#Atten: 40 dB
Avg Type: RMS
Avg|Hold: 4/100
06:48:20 PM Jul 01, 2019
Ref Offset 11.98 dB
10 dB/div
Ref 30.00 dBm
Mkr2 25.974 GHz
-26.158 dBm
-25.00 dBm
Start 30 MHz
#Res BW 1.0 MHz
#VBW 3.0 MHz*
Stop 26.00 GHz
Sweep 64.93 ms (1001 pts)
Frequency
Auto Tune
Center Freq 13.015000000 GHz
Start Freq 30.000000 MHz
Stop Freq 26.000000000 GHz
CF Step 2.597000000 GHz
Auto Man
Freq Offset 0 Hz

(Channel Bandwidth: 5 MHz)_MCH_16QAM_1RB#0

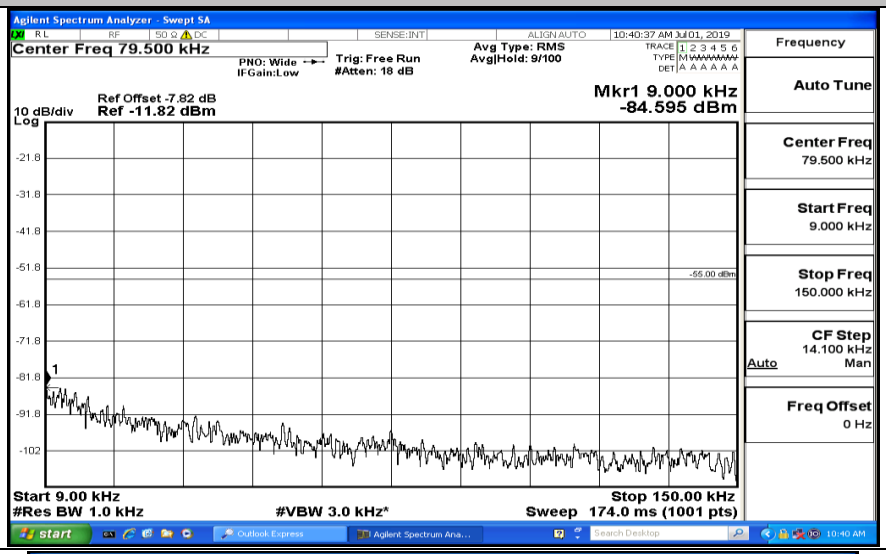

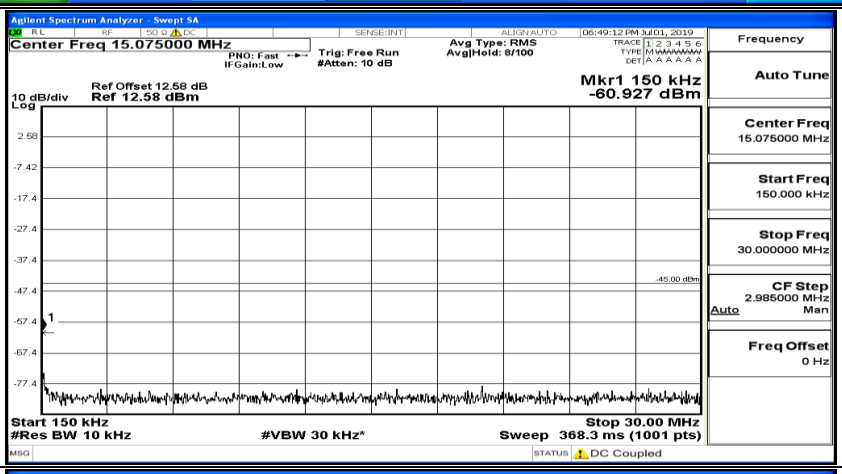

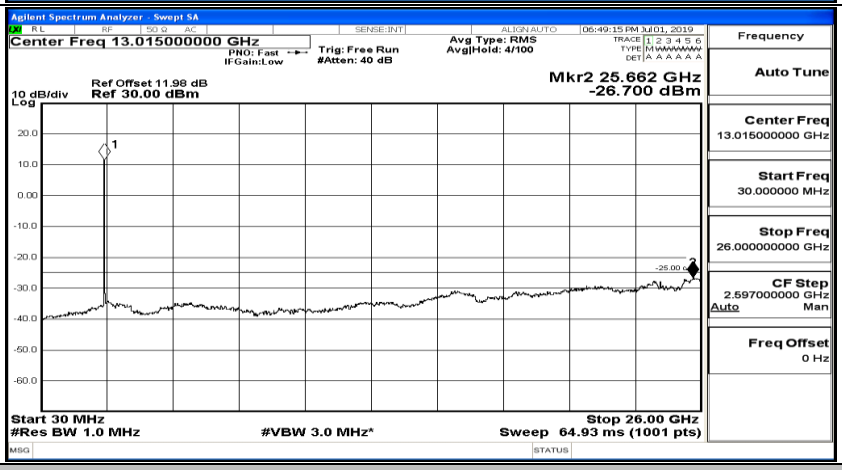

(Channel Bandwidth: 5 MHz)_MCH_16QAM_1RB#12

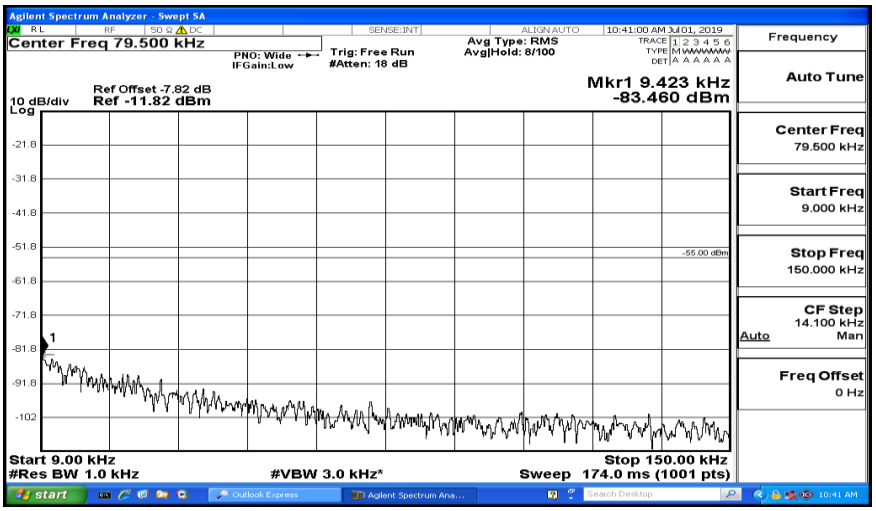

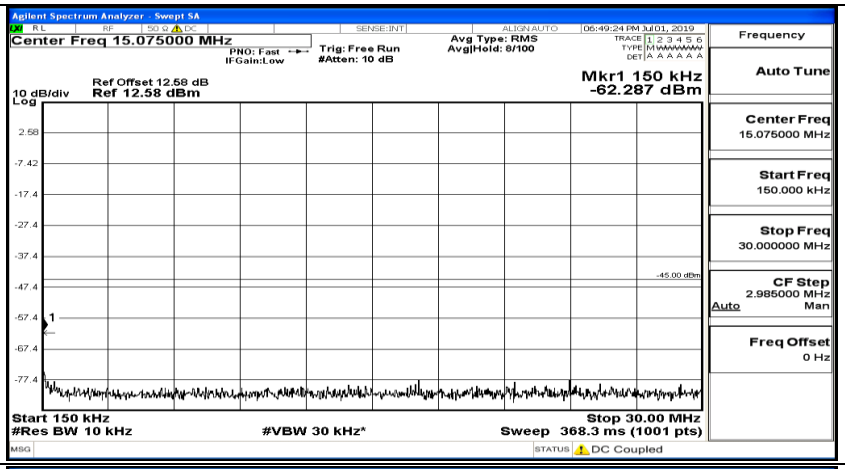

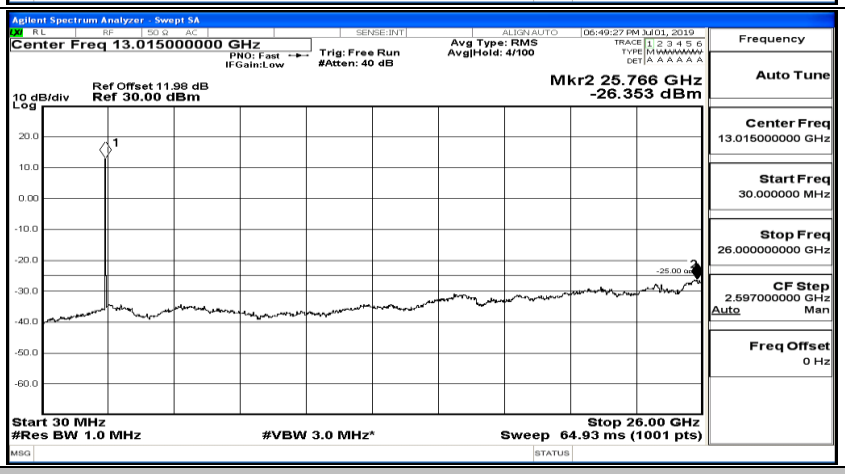

(Channel Bandwidth: 5 MHz)_MCH_16QAM_1RB#24

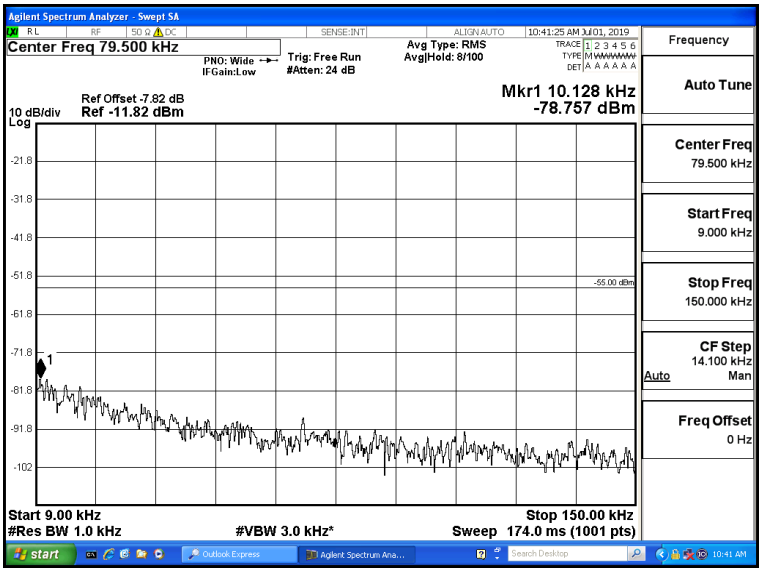
Agilent Spectrum Analyzer - Swept SA
Center Freq 79.500 kHz
PNO: Wide
IFGain:Low
Trig: Free Run
#Atten: 24 dB
Avg Type: RMS
Avg|Hold: 8/100
10:41:25 AM Jul 01, 2019
Ref Offset -7.82 dB
10 dB/div Ref -11.82 dB
Log
Mkr1 10.128 kHz
-78.757 dBm
-55.00 dBm
Start 9.00 kHz
#Res BW 1.0 kHz
#VBW 3.0 kHz*
Stop 150.00 kHz
Sweep 174.0 ms (1001 pts)
Frequency
Auto Tune
Center Freq 79.500 kHz
Start Freq 9.000 kHz
Stop Freq 150.000 kHz
CF Step 14.100 kHz
Auto Man
Freq Offset 0 Hz

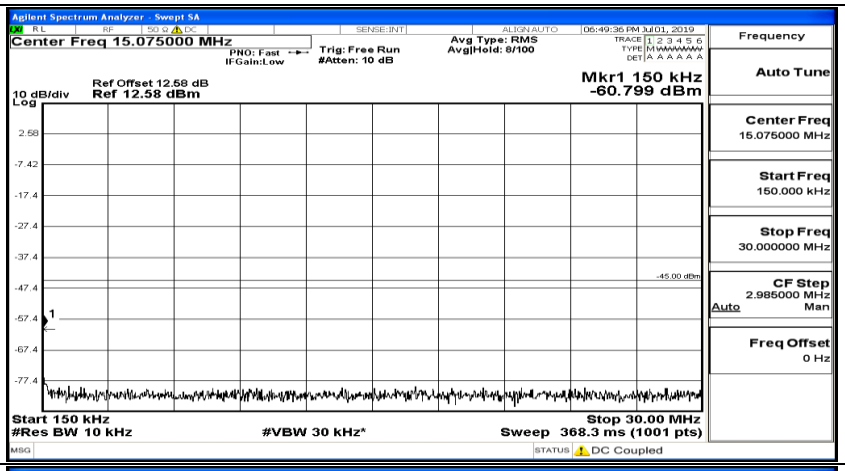
Agilent Spectrum Analyzer - Swept SA
Center Freq 15.075000 MHz
PNO: Fast
IFGain:Low
Trig: Free Run
#Atten: 10 dB
Avg Type: RMS
Avg|Hold: 8/100
06:49:36 PM Jul 01, 2019
Ref Offset 12.58 dB
10 dB/div Ref 12.58 dBm
Log
Mkr1 150 kHz
-60.799 dBm
-45.00 dBm
Start 150 kHz
#Res BW 10 kHz
#VBW 30 kHz*
Stop 30.00 MHz
Sweep 368.3 ms (1001 pts)
DC Coupled
Frequency
Auto Tune
Center Freq 15.075000 MHz
Start Freq 150.000 kHz
Stop Freq 30.000000 MHz
CF Step 2.985000 MHz
Auto Man
Freq Offset 0 Hz

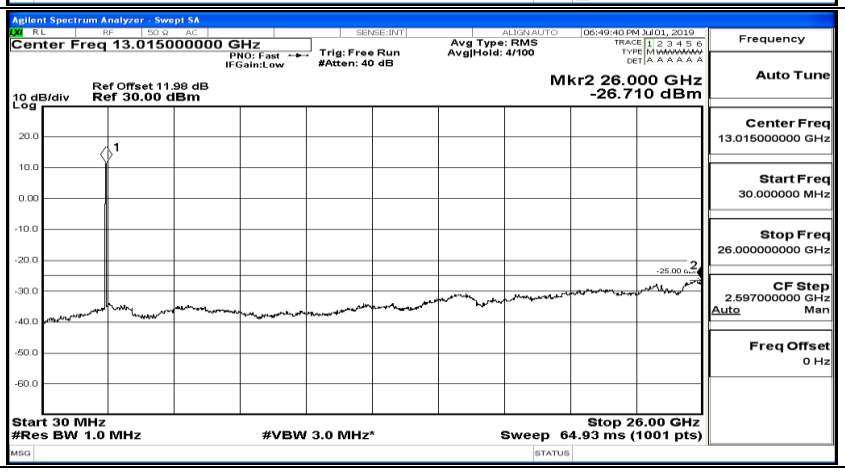
Agilent Spectrum Analyzer - Swept SA
Center Freq 13.015000000 GHz
PNO: Fast
IFGain:Low
Trig: Free Run
#Atten: 40 dB
Avg Type: RMS
Avg|Hold: 4/100
06:49:40 PM Jul 01, 2019
Ref Offset 11.98 dB
10 dB/div Ref 30.00 dBm
Log
Mkr2 26.000 GHz
-26.710 dBm
Start 30 MHz
#Res BW 1.0 MHz
#VBW 3.0 MHz*
Stop 26.00 GHz
Sweep 64.93 ms (1001 pts)
Frequency
Auto Tune
Center Freq 13.015000000 GHz
Start Freq 30.000000 MHz
Stop Freq 26.000000000 GHz
CF Step 2.597000000 GHz
Auto Man
Freq Offset 0 Hz

(Channel Bandwidth: 5 MHz)_HCH_16QAM_1RB#0

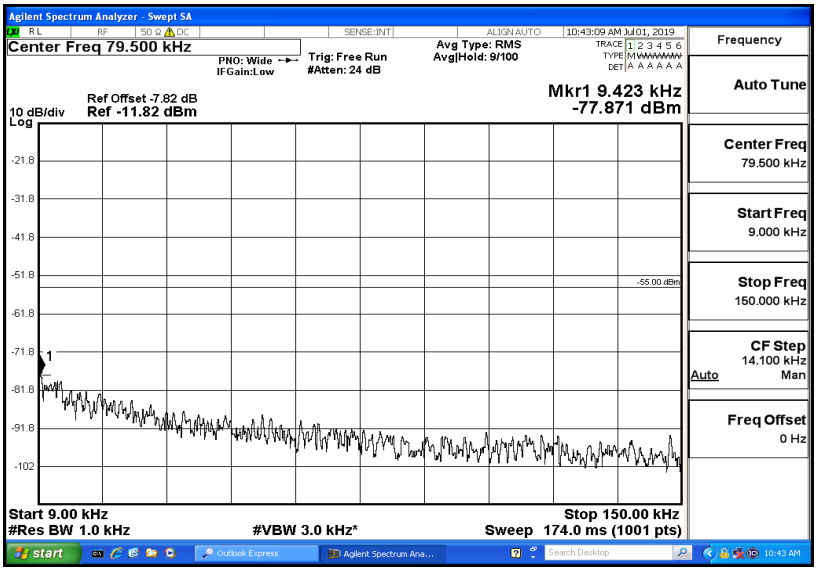

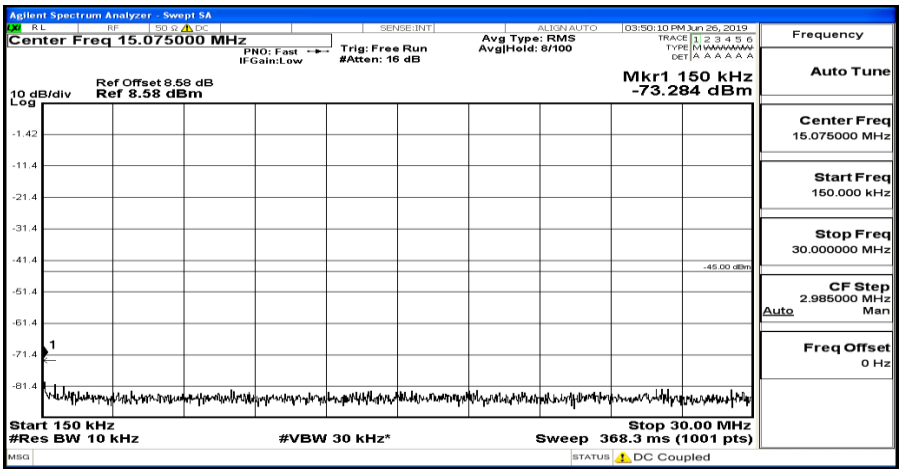

(Channel Bandwidth: 5 MHz)_HCH_16QAM_1RB#12

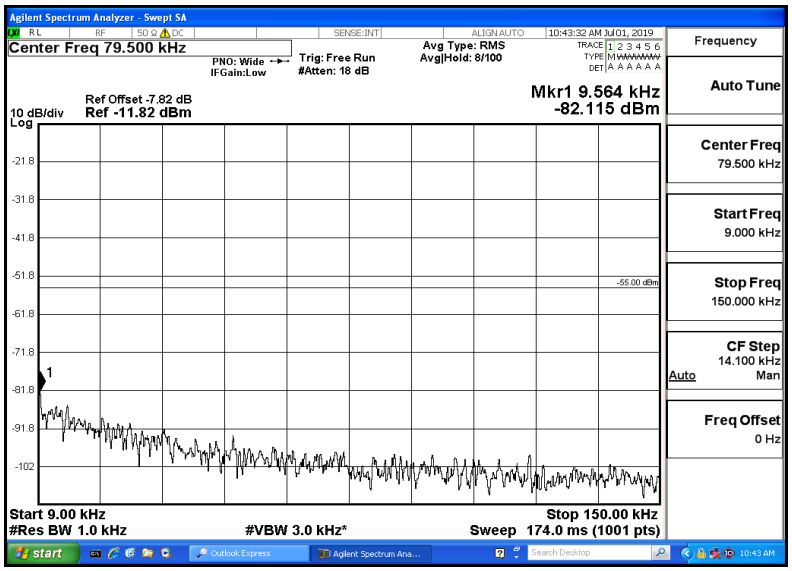

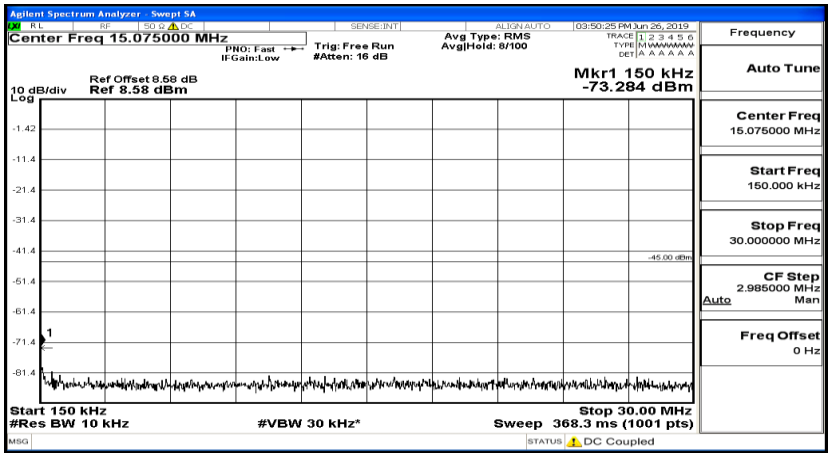

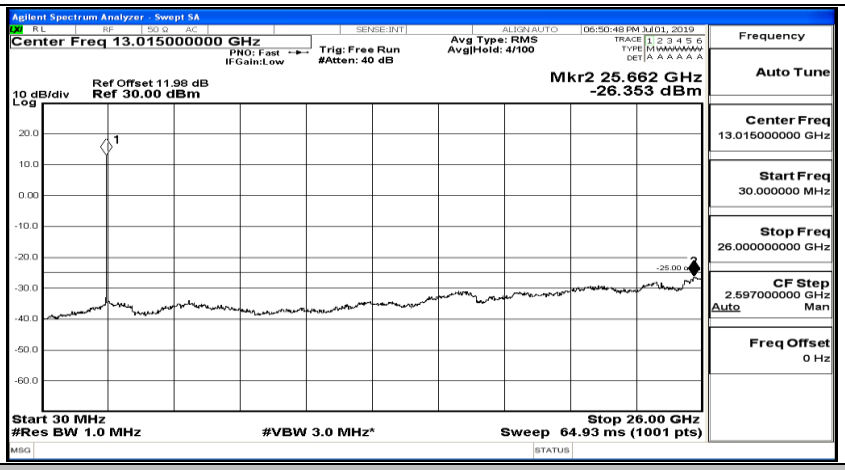

(Channel Bandwidth: 5 MHz)_HCH_16QAM_1RB#24

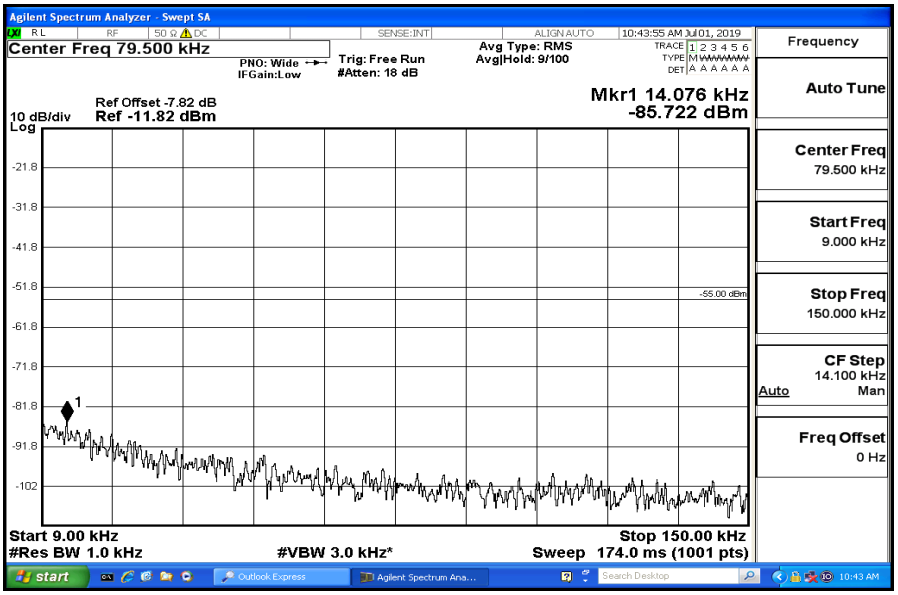
Agilent Spectrum Analyzer - Swept SA
Center Freq 79.500 kHz
PNO: Wide
IFGain:Low
Trig: Free Run
#Atten: 18 dB
Avg Type: RMS
Avg|Hold: 9/100
10:43:55 AM Jul 01, 2019
Ref Offset -7.82 dB
10 dB/div Ref -11.82 dBm
Log
Mkr1 14.076 kHz
-85.722 dBm
-55.00 dBm
Start 9.00 kHz
#Res BW 1.0 kHz
#VBW 3.0 kHz*
Stop 150.00 kHz
Sweep 174.0 ms (1001 pts)
Frequency
Auto Tune
Center Freq 79.500 kHz
Start Freq 9.000 kHz
Stop Freq 150.000 kHz
CF Step 14.100 kHz
Auto Man
Freq Offset 0 Hz

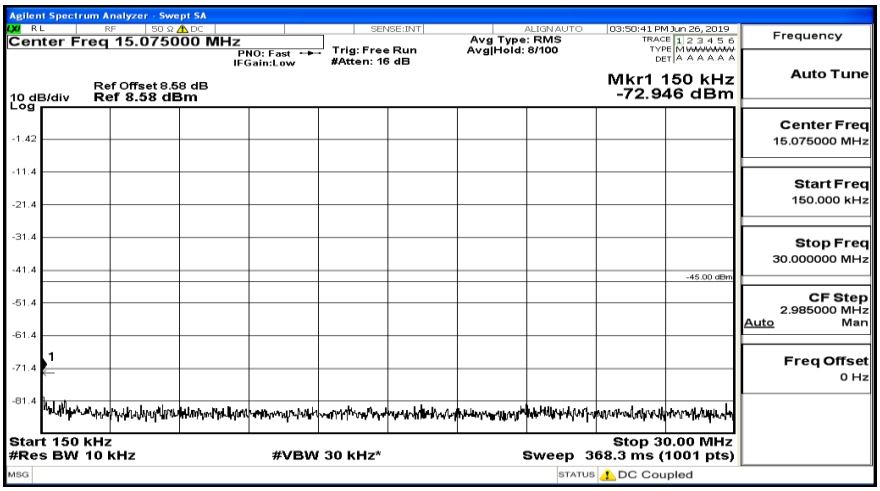
Agilent Spectrum Analyzer - Swept SA
Center Freq 15.075000 MHz
PNO: Fast
IFGain:Low
Trig: Free Run
#Atten: 16 dB
Avg Type: RMS
Avg|Hold: 8/100
03:50:41 PM Jun 26, 2019
Ref Offset 8.58 dB
10 dB/div Ref 8.58 dBm
Log
Mkr1 150 kHz
-72.946 dBm
-45.00 dBm
Start 150 kHz
#Res BW 10 kHz
#VBW 30 kHz*
Stop 30.00 MHz
Sweep 368.3 ms (1001 pts)
DC Coupled
Frequency
Auto Tune
Center Freq 15.075000 MHz
Start Freq 150.000 kHz
Stop Freq 30.000000 MHz
CF Step 2.985000 MHz
Auto Man
Freq Offset 0 Hz

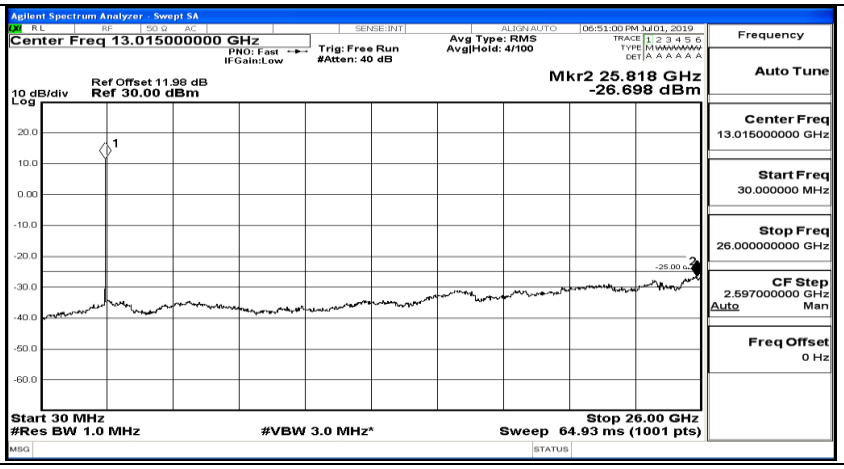
Agilent Spectrum Analyzer - Swept SA
Center Freq 13.015000000 GHz
PNO: Fast
IFGain:Low
Trig: Free Run
#Atten: 40 dB
Avg Type: RMS
Avg|Hold: 4/100
06:51:00 PM Jul 01, 2019
Ref Offset 11.98 dB
10 dB/div Ref 30.00 dBm
Log
Mkr2 25.818 GHz
-26.698 dBm
Start 30 MHz
#Res BW 1.0 MHz
#VBW 3.0 MHz*
Stop 26.00 GHz
Sweep 64.93 ms (1001 pts)
Frequency
Auto Tune
Center Freq 13.015000000 GHz
Start Freq 30.000000 MHz
Stop Freq 26.000000000 GHz
CF Step 2.597000000 GHz
Auto Man
Freq Offset 0 Hz