Test Laboratory: Huatongwei International Inspection Co., Ltd.,SAR Lab Date: 10/18/2019

WCDMA Band II-Head

Communication System: UID 0, Generic UMTS (0); Frequency: 1907.6 MHz;Duty Cycle: 1:1
Medium parameters used (interpolated): f = 1907.6 MHz; σ = 1.458 S/m; ε_r = 41.469; ρ = 1000 kg/m^3

Phantom section: Right Section
Ambient Temperature:22.5℃;Liquid Temperature:22.2℃;

DASY Configuration:

- Probe: EX3DV4 - SN7494; ConvF(8.57, 8.57, 8.57) @ 1907.6 MHz; Calibrated: 3/25/2019
- Sensor-Surface: 1.4mm (Mechanical Surface Detection)
- Electronics: DAE4 Sn1549; Calibrated: 3/19/2019
- Phantom: Twin-SAM V8.0 ; Type: QD 000 P41 AA; Serial: 1974
- DASY52 52.10.2(1495); SEMCAD X 14.6.12(7450)

Right Cheek Touch/CH 9538/Area Scan (61x161x1): Interpolated grid: dx=1.500 mm, dy=1.500 mm
Maximum value of SAR (interpolated) = 0.139 W/kg

Right Cheek Touch/CH 9538/Zoom Scan (5x5x7)/Cube 0: Measurement grid: dx=8mm, dy=8mm, dz=5mm
Reference Value = 1.913 V/m; Power Drift = -0.19 dB
Peak SAR (extrapolated) = 0.159 W/kg
SAR(1 g) = 0.102 W/kg; SAR(10 g) = 0.052 W/kg
Maximum value of SAR (measured) = 0.136 W/kg



0 dB = 0.136 W/kg = -8.66 dBW/kg

Test Laboratory: Huatongwei International Inspection Co., Ltd.,SAR Lab Date: 10/16/2019

WCDMA Band V-Head

Communication System: UID 0, Generic UMTS (0); Frequency: 826.4 MHz;Duty Cycle: 1:1
Medium parameters used (interpolated): f = 826.4 MHz; σ = 0.913 S/m; ε_r = 43.517; ρ = 1000 kg/m^3
Phantom section: Left Section
Ambient Temperature:22.7°C;Liquid Temperature:22.5°C;

DASY Configuration:

- Probe: EX3DV4 - SN7494; ConvF(10.41, 10.41, 10.41) @ 826.4 MHz; Calibrated: 3/25/2019
- Sensor-Surface: 1.4mm (Mechanical Surface Detection)
- Electronics: DAE4 Sn1549; Calibrated: 3/19/2019
- Phantom: Twin-SAM V8.0 ; Type: QD 000 P41 AA; Serial: 1974
- DASY52 52.10.2(1495); SEMCAD X 14.6.12(7450)

Left Touch Cheek/CH 4132/Area Scan (61x161x1): Interpolated grid: dx=1.500 mm, dy=1.500 mm
Maximum value of SAR (interpolated) = 0.554 W/kg

Left Touch Cheek/CH 4132/Zoom Scan (5x5x7)/Cube 0: Measurement grid: dx=8mm, dy=8mm, dz=5mm
Reference Value = 6.484 V/m; Power Drift = 0.12 dB
Peak SAR (extrapolated) = 0.666 W/kg
SAR(1 g) = 0.436 W/kg; SAR(10 g) = 0.312 W/kg
Maximum value of SAR (measured) = 0.582 W/kg

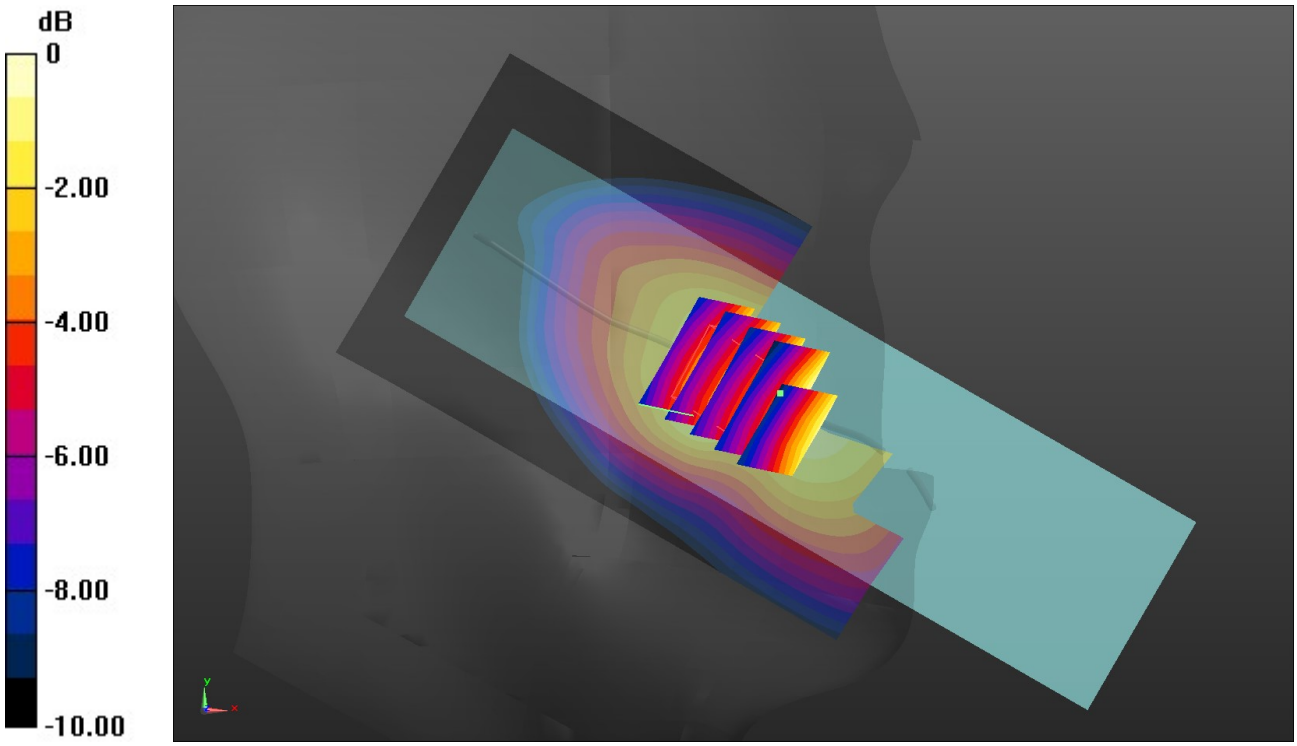

0 dB = 0.582 W/kg = -2.35 dBW/kg

Test Laboratory: Huatongwei International Inspection Co., Ltd.,SAR Lab Date: 10/18/2019

LTE Band 2-Head

Communication System: UID 0, Generic LTE-FDD (0); Frequency: 1900 MHz;Duty Cycle: 1:1
Medium parameters used: f = 1900 MHz; σ = 1.453 S/m; ε_r = 41.481; ρ = 1000 kg/m^3
Phantom section: Right Section
Ambient Temperature:22.4°C;Liquid Temperature:22.2°C;

DASY Configuration:

- Probe: EX3DV4 - SN7494; ConvF(8.57, 8.57, 8.57) @ 1900 MHz; Calibrated: 3/25/2019
- Sensor-Surface: 1.4mm (Mechanical Surface Detection)
- Electronics: DAE4 Sn1549; Calibrated: 3/19/2019
- Phantom: Twin-SAM V8.0 ; Type: QD 000 P41 AA; Serial: 1974
- DASY52 52.10.2(1495); SEMCAD X 14.6.12(7450)

Right Cheek Touch/CH 19100/Area Scan (61x161x1): Interpolated grid: dx=1.500 mm, dy=1.500 mm
Maximum value of SAR (interpolated) = 0.0698 W/kg

Right Cheek Touch/CH 19100/Zoom Scan (5x5x7)/Cube 0: Measurement grid: dx=8mm, dy=8mm, dz=5mm
Reference Value = 1.859 V/m; Power Drift = -0.13 dB
Peak SAR (extrapolated) = 0.0780 W/kg
SAR(1 g) = 0.050 W/kg; SAR(10 g) = 0.031 W/kg
Maximum value of SAR (measured) = 0.0670 W/kg

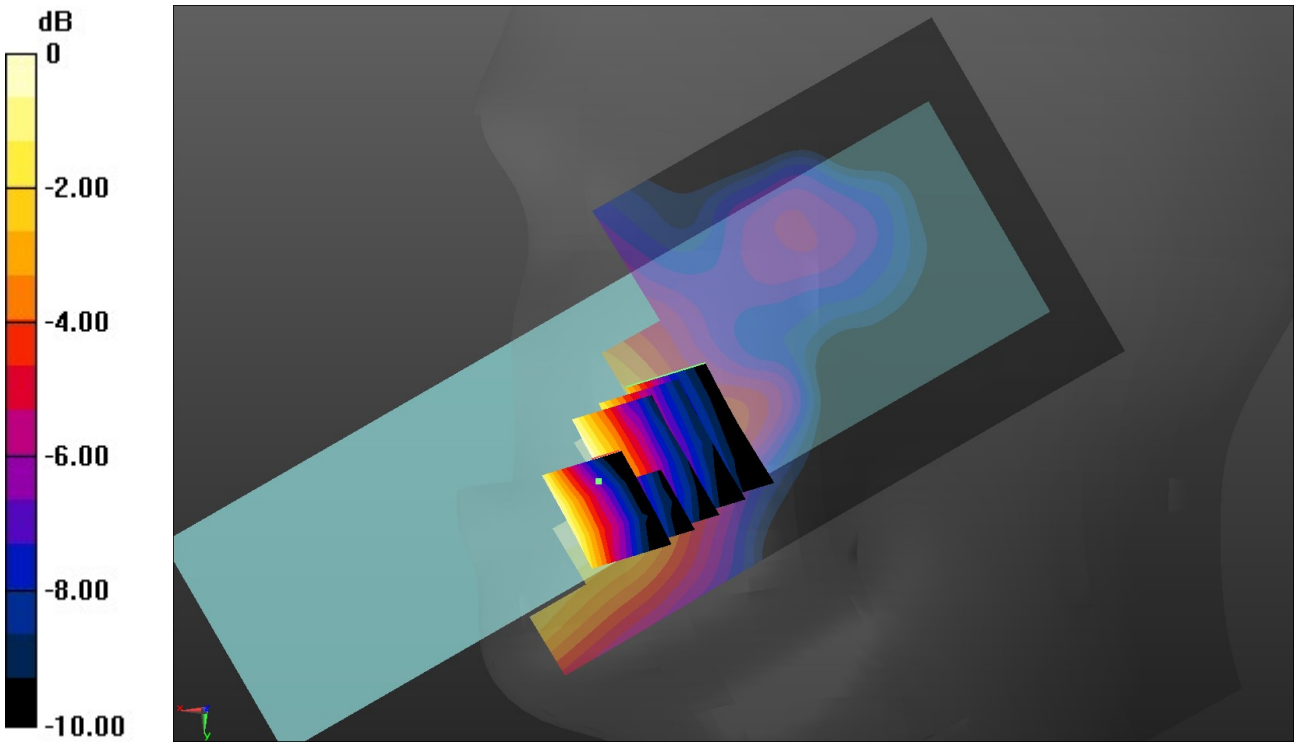

0 dB = 0.0670 W/kg = -11.74 dBW/kg

Test Laboratory: Huatongwei International Inspection Co., Ltd.,SAR Lab Date: 10/17/2019

LTE Band 4-Head

Communication System: UID 0, Generic LTE-FDD (0); Frequency: 1720 MHz;Duty Cycle: 1:1
Medium parameters used: f = 1720 MHz; σ = 1.347 S/m; ε_r = 41.726; ρ = 1000 kg/m^3
Phantom section: Right Section
Ambient Temperature:22.6°C;Liquid Temperature:22.3°C;

DASY Configuration:

- Probe: EX3DV4 - SN7494; ConvF(8.91, 8.91, 8.91) @ 1720 MHz; Calibrated: 3/25/2019
- Sensor-Surface: 1.4mm (Mechanical Surface Detection)
- Electronics: DAE4 Sn1549; Calibrated: 3/19/2019
- Phantom: Twin-SAM V8.0 ; Type: QD 000 P41 AA; Serial: 1974
- DASY52 52.10.2(1495); SEMCAD X 14.6.12(7450)

Right Cheek Touch/CH 20050/Area Scan (61x161x1): Interpolated grid: dx=1.500 mm, dy=1.500 mm
Maximum value of SAR (interpolated) = 0.0267 W/kg

Right Cheek Touch/CH 20050/Zoom Scan (5x5x7)/Cube 0: Measurement grid: dx=8mm, dy=8mm, dz=5mm
Reference Value = 1.388 V/m; Power Drift = -0.12 dB
Peak SAR (extrapolated) = 0.0310 W/kg
SAR(1 g) = 0.020 W/kg; SAR(10 g) = 0.014 W/kg
Maximum value of SAR (measured) = 0.0265 W/kg

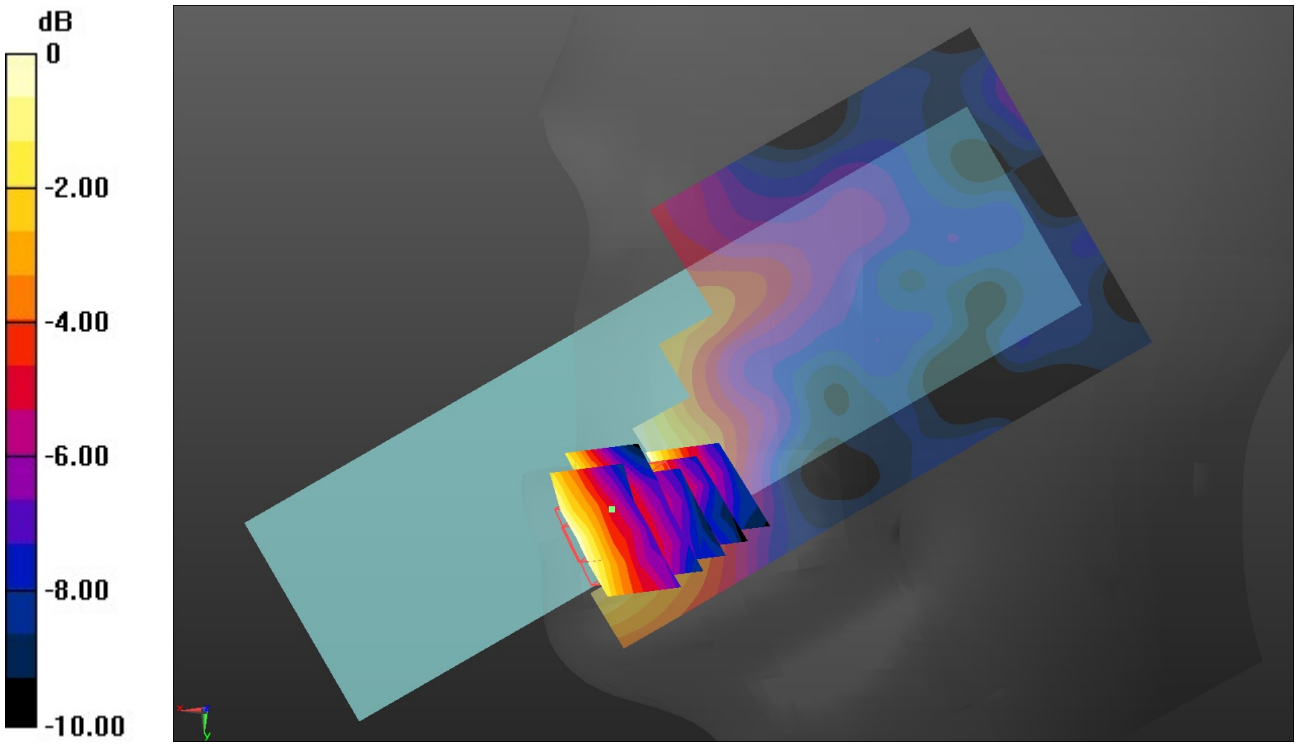

0 dB = 0.0265 W/kg = -15.77 dBW/kg

Test Laboratory: Huatongwei International Inspection Co., Ltd.,SAR Lab Date: 10/16/2019

LTE Band 5-Head

Communication System: UID 0, Generic LTE-FDD (0); Frequency: 844 MHz;Duty Cycle: 1:1
Medium parameters used (interpolated): f = 844 MHz; σ = 0.919 S/m; ε_r = 43.472; ρ = 1000 kg/m^3
Phantom section: Left Section
Ambient Temperature:22.1°C;Liquid Temperature:21.8°C;

DASY Configuration:

- Probe: EX3DV4 - SN7494; ConvF(10.41, 10.41, 10.41) @ 844 MHz; Calibrated: 3/25/2019
- Sensor-Surface: 1.4mm (Mechanical Surface Detection)
- Electronics: DAE4 Sn1549; Calibrated: 3/19/2019
- Phantom: Twin-SAM V8.0 ; Type: QD 000 P41 AA; Serial: 1974
- DASY52 52.10.2(1495); SEMCAD X 14.6.12(7450)

Left Touch Cheek/CH 20600/Area Scan (61x161x1): Interpolated grid: dx=1.500 mm, dy=1.500 mm
Maximum value of SAR (interpolated) = 0.0493 W/kg

Left Touch Cheek/CH 20600/Zoom Scan (5x5x7)/Cube 0: Measurement grid: dx=8mm, dy=8mm, dz=5mm
Reference Value = 2.637 V/m; Power Drift = -0.11 dB
Peak SAR (extrapolated) = 0.0580 W/kg
SAR(1 g) = 0.038 W/kg; SAR(10 g) = 0.027 W/kg
Maximum value of SAR (measured) = 0.0498 W/kg

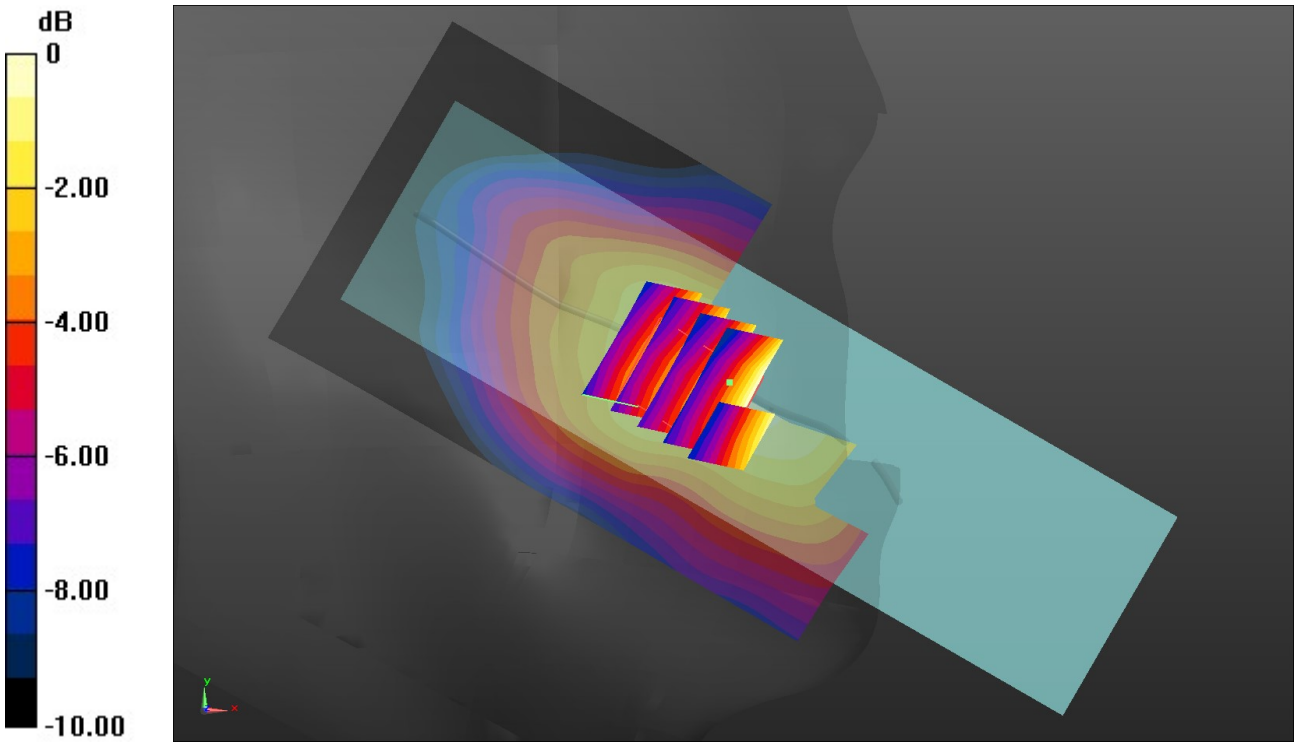

0 dB = 0.0498 W/kg = -13.03 dBW/kg

Test Laboratory: Huatongwei International Inspection Co., Ltd.,SAR Lab Date: 10/15/2019

LTE Band 12-Head

Communication System: UID 0, Generic LTE-FDD (0); Frequency: 704 MHz;Duty Cycle: 1:1
Medium parameters used (interpolated): f = 704 MHz; σ = 0.868 S/m; ε_r = 43.874; ρ = 1000 kg/m^3
Phantom section: Left Section
Ambient Temperature:22.6°C;Liquid Temperature:22.4°C;

DASY Configuration:

- Probe: EX3DV4 - SN7494; ConvF(10.74, 10.74, 10.74) @ 704 MHz; Calibrated: 3/25/2019
- Sensor-Surface: 1.4mm (Mechanical Surface Detection)
- Electronics: DAE4 Sn1549; Calibrated: 3/19/2019
- Phantom: Twin-SAM V8.0 ; Type: QD 000 P41 AA; Serial: 1974
- DASY52 52.10.2(1495); SEMCAD X 14.6.12(7450)

Left Touch Cheek/CH 23060/Area Scan (61x161x1): Interpolated grid: dx=1.500 mm, dy=1.500 mm
Maximum value of SAR (interpolated) = 0.0168 W/kg

Left Touch Cheek/CH 23060/Zoom Scan (5x5x7)/Cube 0: Measurement grid: dx=8mm, dy=8mm, dz=5mm
Reference Value = 1.456 V/m; Power Drift = -0.18 dB
Peak SAR (extrapolated) = 0.0190 W/kg
SAR(1 g) = 0.014 W/kg ; SAR(10 g) = 0.009 W/kg
Maximum value of SAR (measured) = 0.0154 W/kg

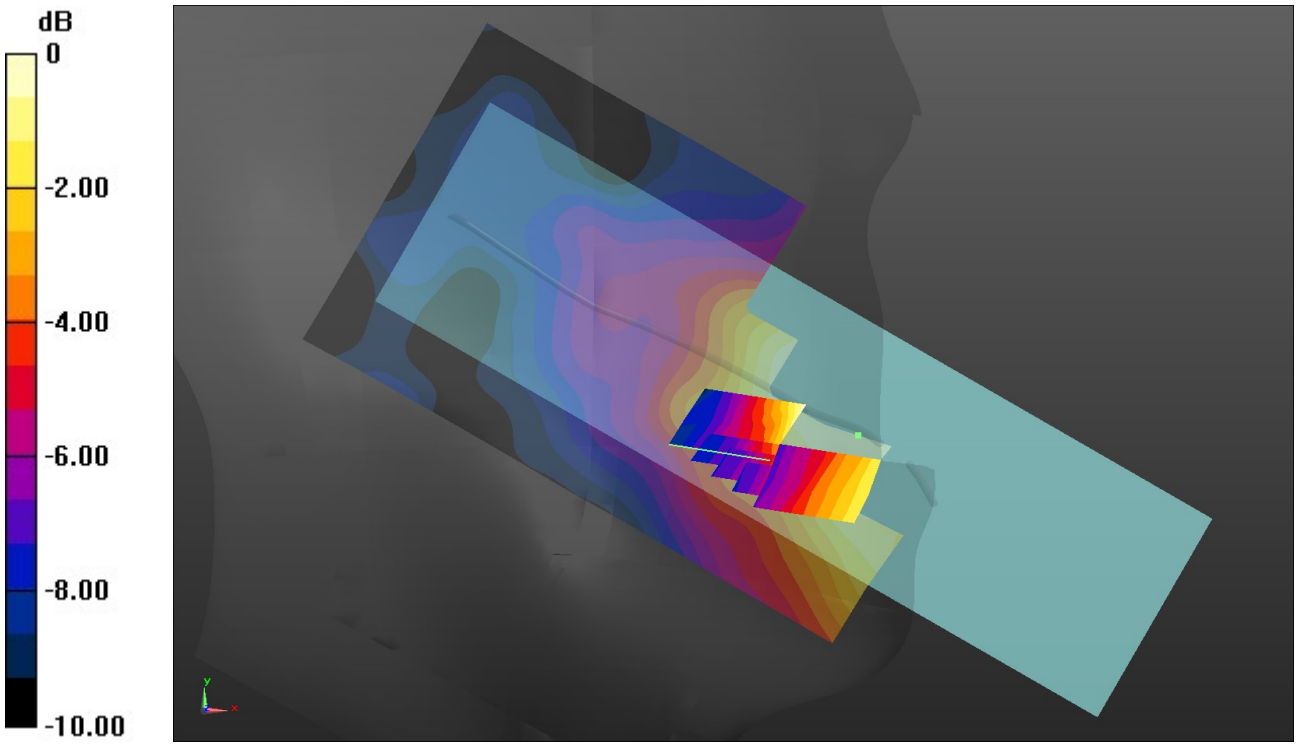

0 dB = 0.0154 W/kg = -18.12 dBW/kg

Test Laboratory: Huatongwei International Inspection Co., Ltd.,SAR Lab Date: 10/15/2019

LTE Band 13-Head

Communication System: UID 0, Generic LTE-FDD (0); Frequency: 782 MHz;Duty Cycle: 1:1
Medium parameters used (interpolated): f = 782 MHz; σ = 0.896 S/m; ε_r = 43.65; ρ = 1000 kg/m^3
Phantom section: Left Section
Ambient Temperature:22.5°C;Liquid Temperature:22.1°C;

DASY Configuration:

- Probe: EX3DV4 - SN7494; ConvF(10.74, 10.74, 10.74) @ 782 MHz; Calibrated: 3/25/2019
- Sensor-Surface: 1.4mm (Mechanical Surface Detection)
- Electronics: DAE4 Sn1549; Calibrated: 3/19/2019
- Phantom: Twin-SAM V8.0 ; Type: QD 000 P41 AA; Serial: 1974
- DASY52 52.10.2(1495); SEMCAD X 14.6.12(7450)

Left Touch Cheek/CH 23230/Area Scan (61x161x1): Interpolated grid: dx=1.500 mm, dy=1.500 mm
Maximum value of SAR (interpolated) = 0.0712 W/kg

Left Touch Cheek/CH 23230/Zoom Scan (5x5x7)/Cube 0: Measurement grid: dx=8mm, dy=8mm, dz=5mm
Reference Value = 2.922 V/m; Power Drift = -0.14 dB
Peak SAR (extrapolated) = 0.0870 W/kg
SAR(1 g) = 0.056 W/kg; SAR(10 g) = 0.038 W/kg
Maximum value of SAR (measured) = 0.0733 W/kg

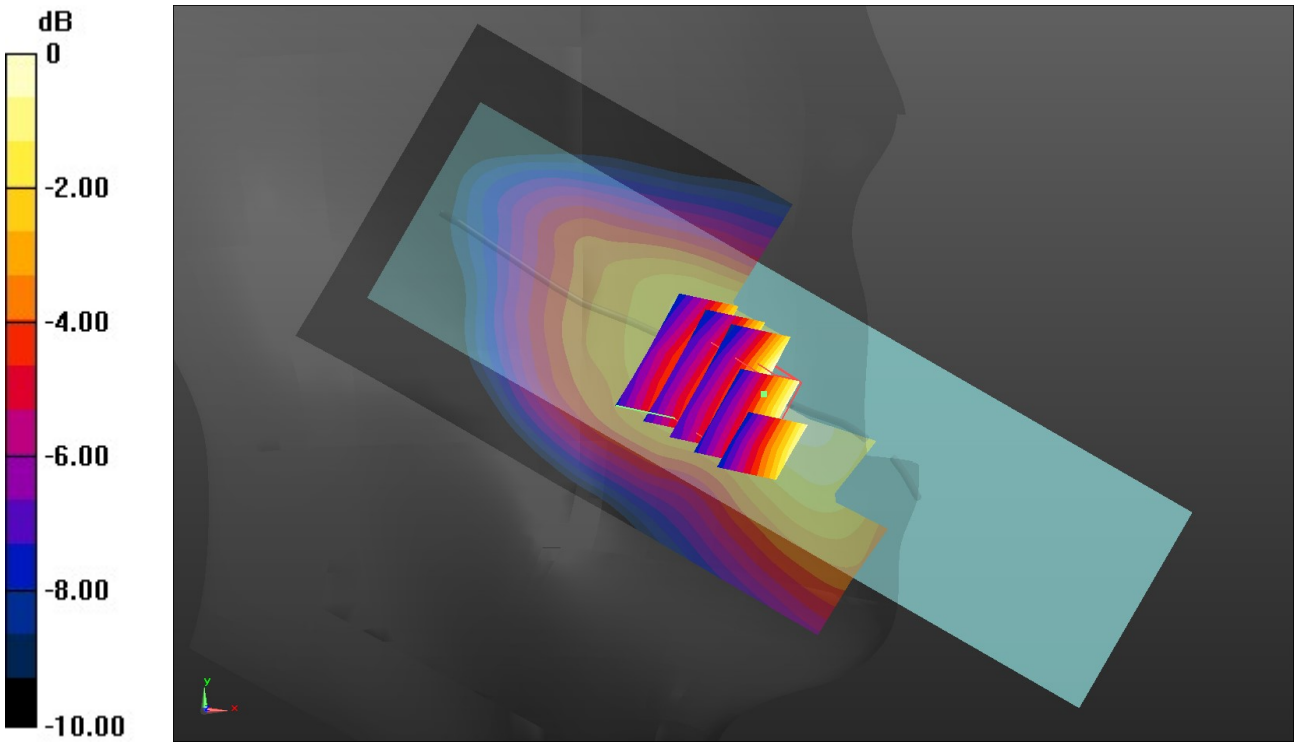

0 dB = 0.0733 W/kg = -11.35 dBW/kg

Test Laboratory: Huatongwei International Inspection Co., Ltd.,SAR Lab Date: 10/21/2019

WiFi 2.4G-Head

Communication System: UID 0, Generic WIFI (0); Frequency: 2437 MHz;Duty Cycle: 1:1
Medium parameters used (interpolated): f = 2437 MHz; σ = 1.847 S/m; ε_r = 40.729; ρ = 1000 kg/m^3
Phantom section: Right Section
Ambient Temperature:22.7°C;Liquid Temperature:22.5°C;

DASY Configuration:

- Probe: EX3DV4 - SN7494; ConvF(7.9, 7.9, 7.9) @ 2437 MHz; Calibrated: 3/25/2019
- Sensor-Surface: 1.4mm (Mechanical Surface Detection)
- Electronics: DAE4 Sn1549; Calibrated: 3/19/2019
- Phantom: Twin-SAM V8.0 ; Type: QD 000 P41 AA; Serial: 1974
- DASY52 52.10.2(1495); SEMCAD X 14.6.12(7450)

Right Cheek Touch/CH 6/Area Scan (71x191x1): Interpolated grid: dx=1.200 mm, dy=1.200 mm
Maximum value of SAR (interpolated) = 0.132 W/kg

Right Cheek Touch/CH 6/Zoom Scan (7x7x7)/Cube 0: Measurement grid: dx=5mm, dy=5mm, dz=5mm
Reference Value = 1.108 V/m; Power Drift = 0.09 dB
Peak SAR (extrapolated) = 0.153 W/kg
SAR(1 g) = 0.087 W/kg; SAR(10 g) = 0.047 W/kg
Maximum value of SAR (measured) = 0.127 W/kg

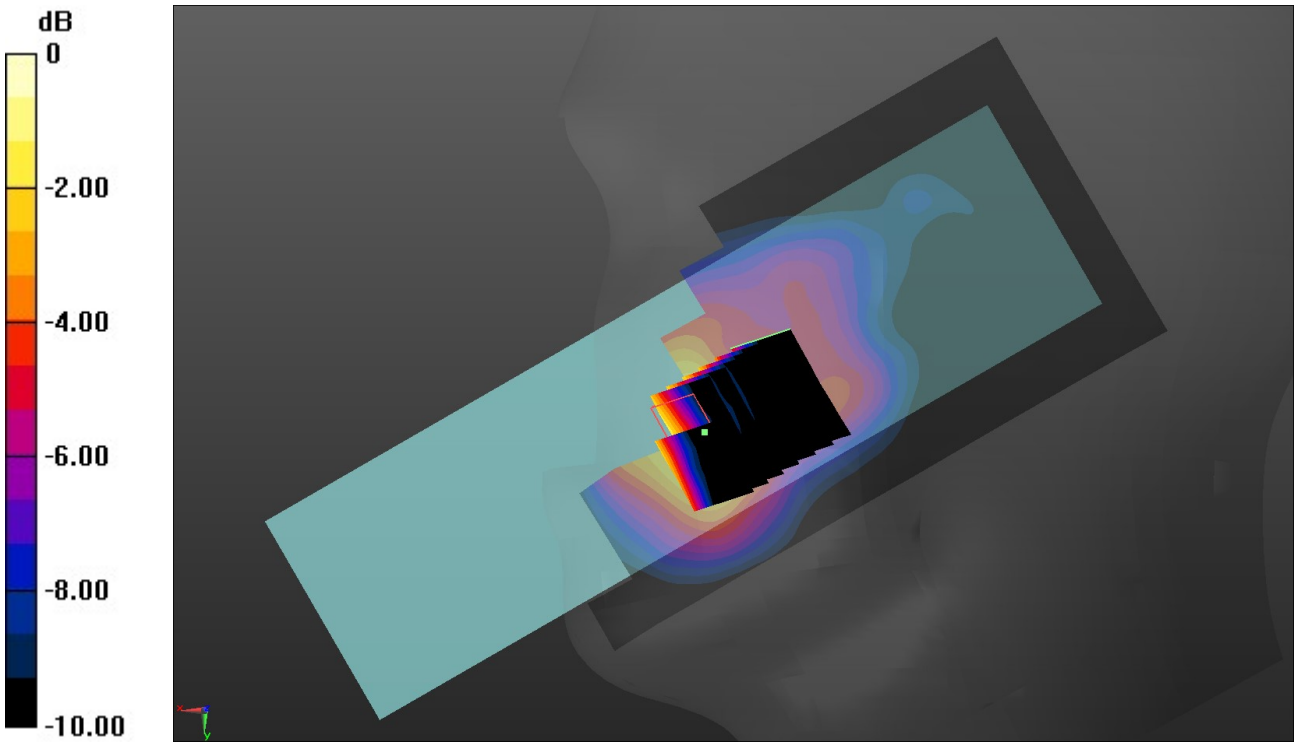

0 dB = 0.127 W/kg = -8.96 dBW/kg

Test Laboratory: Huatongwei International Inspection Co., Ltd.,SAR Lab Date: 10/22/2019

WiFi 5G U-NII-2A Head

Communication System: UID 0, Generic WIFI (0); Frequency: 5320 MHz;Duty Cycle: 1:1
Medium parameters used: f = 5320 MHz; σ = 4.754 S/m; ε_r = 35.458; ρ = 1000 kg/m^3
Phantom section: Right Section
Ambient Temperature:22.8°C;Liquid Temperature:22.6°C;

DASY Configuration:

- Probe: EX3DV4 - SN7494; ConvF(5.37, 5.37, 5.37) @ 5320 MHz; Calibrated: 3/25/2019
- Sensor-Surface: 1.4mm (Mechanical Surface Detection)
- Electronics: DAE4 Sn1549; Calibrated: 3/19/2019
- Phantom: Twin-SAM V8.0 ; Type: QD 000 P41 AA; Serial: 1974
- DASY52 52.10.2(1495); SEMCAD X 14.6.12(7450)

Right Cheek Touch/CH 64/Area Scan (81x231x1): Interpolated grid: dx=1.000 mm, dy=1.000 mm
Maximum value of SAR (interpolated) = 0.938 W/kg

Right Cheek Touch/CH 64/Zoom Scan (8x8x7)/Cube 0: Measurement grid: dx=4mm, dy=4mm, dz=1.4mm
Reference Value = 2.181 V/m; Power Drift = -0.17 dB
Peak SAR (extrapolated) = 1.41 W/kg
SAR(1 g) = 0.392 W/kg; SAR(10 g) = 0.130 W/kg
Maximum value of SAR (measured) = 0.883 W/kg

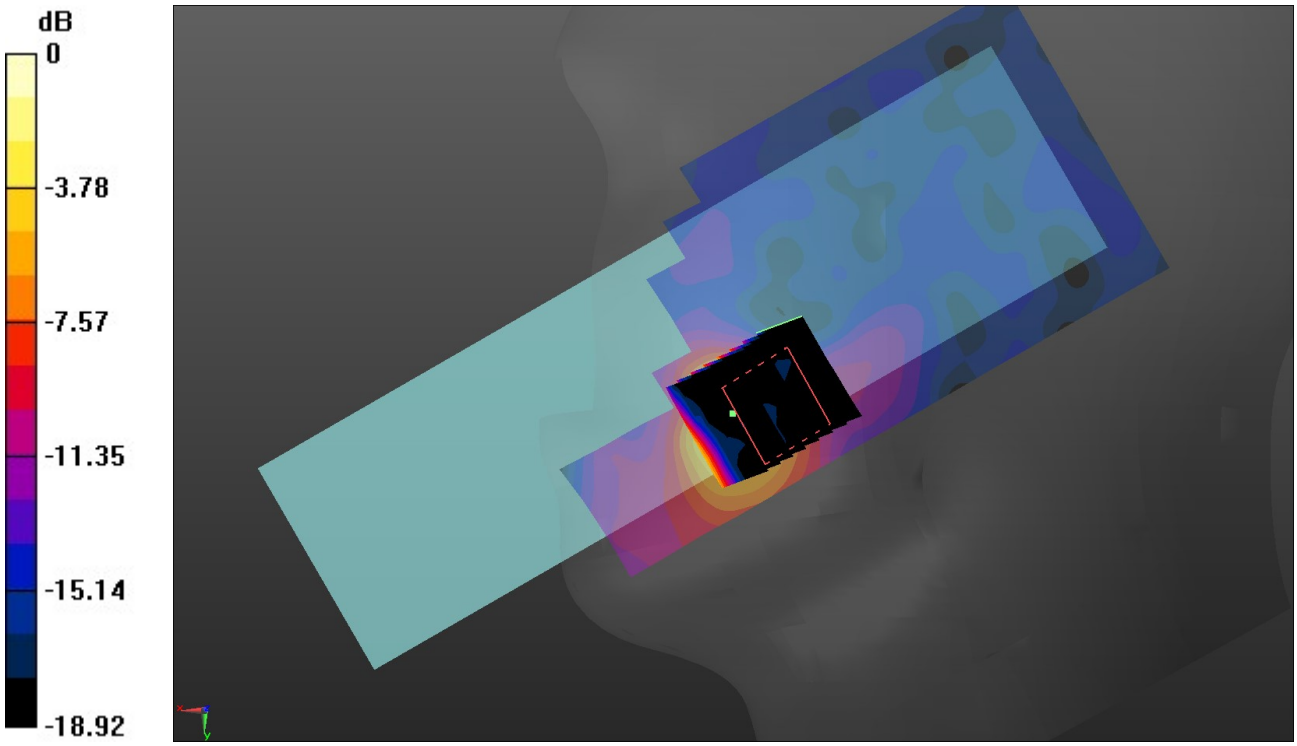

0 dB = 0.883 W/kg = -0.54 dBW/kg

Test Laboratory: Huatongwei International Inspection Co., Ltd.,SAR Lab Date: 10/22/2019

WiFi 5G U-NII-2C Head

Communication System: UID 0, Generic WIFI (0); Frequency: 5500 MHz;Duty Cycle: 1:1
Medium parameters used: f = 5500 MHz; σ = 4.956 S/m; ε_r = 35.126; ρ = 1000 kg/m^3
Phantom section: Right Section
Ambient Temperature:22.4°C;Liquid Temperature:22.2°C;

DASY Configuration:

- Probe: EX3DV4 - SN7494; ConvF(5, 5, 5) @ 5500 MHz; Calibrated: 3/25/2019
- Sensor-Surface: 1.4mm (Mechanical Surface Detection)
- Electronics: DAE4 Sn1549; Calibrated: 3/19/2019
- Phantom: Twin-SAM V8.0 ; Type: QD 000 P41 AA; Serial: 1974
- DASY52 52.10.2(1495); SEMCAD X 14.6.12(7450)

Right Cheek Touch/CH 100/Area Scan (81x231x1): Interpolated grid: dx=1.000 mm, dy=1.000 mm
Maximum value of SAR (interpolated) = 1.02 W/kg

Right Cheek Touch/CH 100/Zoom Scan (8x8x7)/Cube 0: Measurement grid: dx=4mm, dy=4mm, dz=1.4mm
Reference Value = 2.200 V/m; Power Drift = -0.14 dB
Peak SAR (extrapolated) = 1.63 W/kg
SAR(1 g) = 0.426 W/kg; SAR(10 g) = 0.147 W/kg
Maximum value of SAR (measured) = 1.01 W/kg

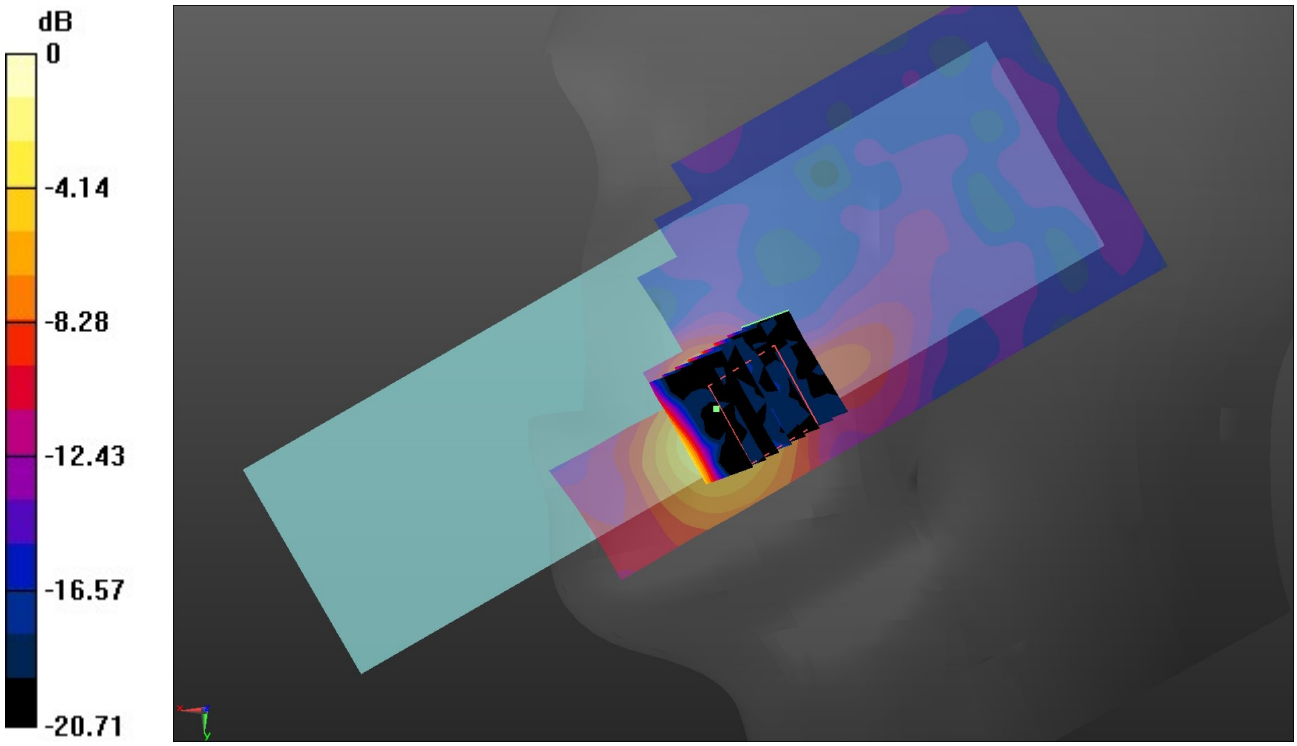

0 dB = 1.01 W/kg = 0.04 dBW/kg