Test Laboratory: Huatongwei International Inspection Co., Ltd.,SAR Lab Date: 2/8/2023

WCDMA Band II-H-Head

Communication System: UID 0, Generic UMTS (0); Frequency: 1907.6 MHz;Duty Cycle: 1:1
Medium parameters used (interpolated): f = 1907.6 MHz; σ = 1.401 S/m; ε_r = 38.34; ρ = 1000 kg/m^3
Phantom section: Left Section
Ambient Temperature:21.2°C;Liquid Temperature:21.0°C;

DASY Configuration:

- Probe: EX3DV4 - SN7494; ConvF(8.45, 8.45, 8.45) @ 1907.6 MHz; Calibrated: 5/16/2022
- Sensor-Surface: 1.4mm (Mechanical Surface Detection)
- Electronics: DAE4 Sn1549; Calibrated: 4/12/2022
- Phantom: Twin-SAM V8.0 ; Type: QD 000 P41 AA; Serial: 1974
- DASY52 52.10.2(1495); SEMCAD X 14.6.12(7450)

Left Touch Check/CH 9538/Area Scan (61x101x1): Interpolated grid: dx=1.500 mm, dy=1.500 mm
Maximum value of SAR (interpolated) = 0.116 W/kg

Left Touch Check/CH 9538/Zoom Scan (5x5x7)/Cube 0: Measurement grid: dx=8mm, dy=8mm, dz=5mm
Reference Value = 2.388 V/m; Power Drift = -0.09 dB
Peak SAR (extrapolated) = 0.192 W/kg
SAR(1 g) = 0.115 W/kg; SAR(10 g) = 0.062 W/kg
Maximum value of SAR (measured) = 0.155 W/kg



0 dB = 0.155 W/kg = -8.10 dBW/kg

Test Laboratory: Huatongwei International Inspection Co., Ltd.,SAR Lab Date: 2/7/2023

WCDMA Band V-L-Head

Communication System: UID 0, Generic UMTS (0); Frequency: 826.4 MHz;Duty Cycle: 1:1
Medium parameters used (interpolated): f = 826.4 MHz; σ = 0.868 S/m; ε_r = 40.64; ρ = 1000 kg/m^3
Phantom section: Left Section
Ambient Temperature:21.4°C;Liquid Temperature:21.2°C;

DASY Configuration:

- Probe: EX3DV4 - SN7494; ConvF(10.3, 10.3, 10.3) @ 826.4 MHz; Calibrated: 5/16/2022
- Sensor-Surface: 1.4mm (Mechanical Surface Detection)
- Electronics: DAE4 Sn1549; Calibrated: 4/12/2022
- Phantom: Twin-SAM V8.0 ; Type: QD 000 P41 AA; Serial: 1974
- DASY52 52.10.2(1495); SEMCAD X 14.6.12(7450)

Left Touch Check/CH 4132/Area Scan (61x101x1): Interpolated grid: dx=1.500 mm, dy=1.500 mm
Maximum value of SAR (interpolated) = 0.222 W/kg

Left Touch Check/CH 4132/Zoom Scan (5x5x7)/Cube 0: Measurement grid: dx=8mm, dy=8mm, dz=5mm
Reference Value = 5.734 V/m; Power Drift = -0.12 dB
Peak SAR (extrapolated) = 0.325 W/kg
SAR(1 g) = 0.187 W/kg; SAR(10 g) = 0.092 W/kg
Maximum value of SAR (measured) = 0.278 W/kg

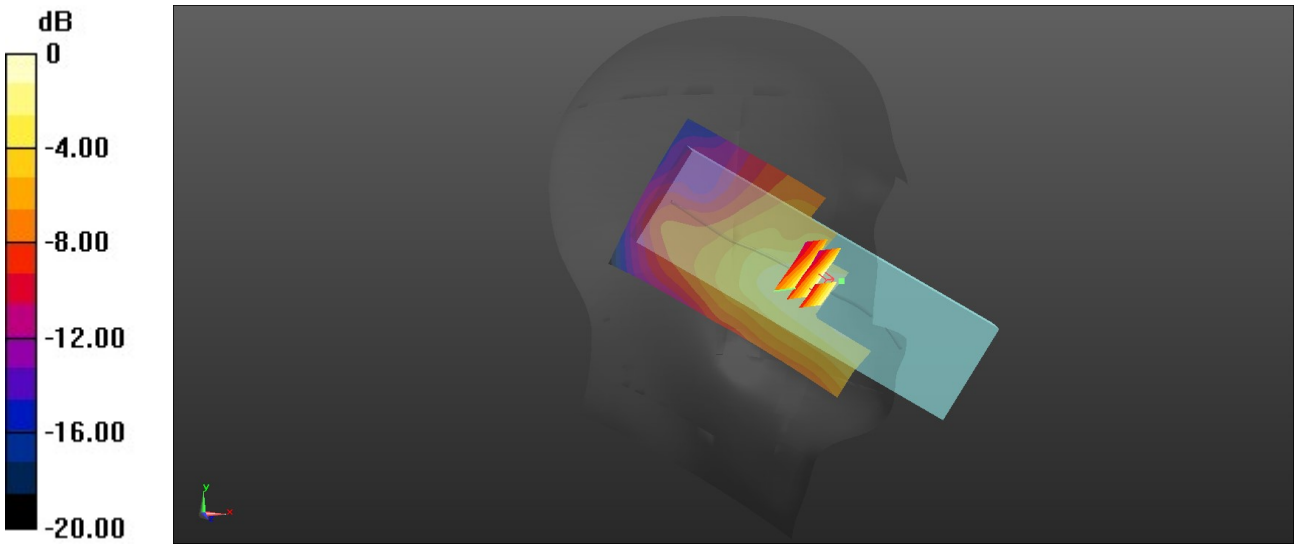

0 dB = 0.278 W/kg = -5.56 dBW/kg

Test Laboratory: Huatongwei International Inspection Co., Ltd.,SAR Lab Date: 2/8/2023

LTE Band 2-H-Head

Communication System: UID 0, Generic LTE-FDD (0); Frequency: 1900 MHz;Duty Cycle: 1:1
Medium parameters used: f = 1900 MHz; σ = 1.396 S/m; ε_r = 38.361; ρ = 1000 kg/m^3
Phantom section: Left Section
Ambient Temperature:21.1°C;Liquid Temperature:20.9°C;

DASY Configuration:

- Probe: EX3DV4 - SN7494; ConvF(8.45, 8.45, 8.45) @ 1900 MHz; Calibrated: 5/16/2022
- Sensor-Surface: 1.4mm (Mechanical Surface Detection)
- Electronics: DAE4 Sn1549; Calibrated: 4/12/2022
- Phantom: Twin-SAM V8.0 ; Type: QD 000 P41 AA; Serial: 1974
- DASY52 52.10.2(1495); SEMCAD X 14.6.12(7450)

Left Touch Check/CH 19100/Area Scan (61x101x1): Interpolated grid: dx=1.500 mm, dy=1.500 mm
Maximum value of SAR (interpolated) = 0.315 W/kg

Left Touch Check/CH 19100/Zoom Scan (5x5x7)/Cube 0: Measurement grid: dx=8mm, dy=8mm, dz=5mm
Reference Value = 2.386 V/m; Power Drift = -0.09 dB
Peak SAR (extrapolated) = 0.291 W/kg
SAR(1 g) = 0.182 W/kg; SAR(10 g) = 0.092 W/kg
Maximum value of SAR (measured) = 0.254 W/kg

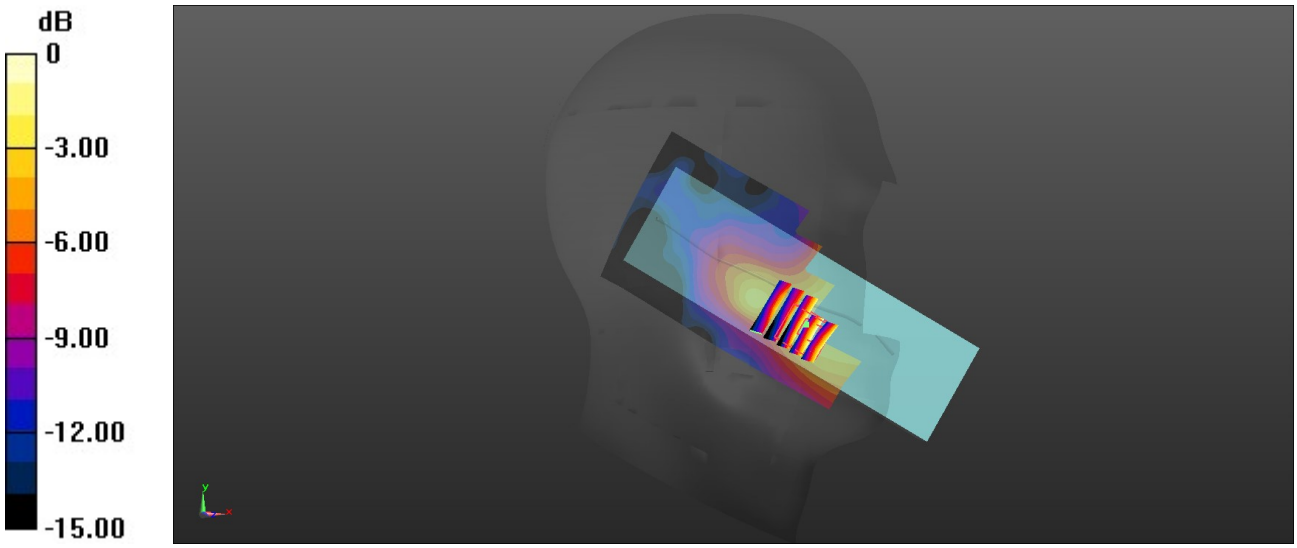

0 dB = 0.254 W/kg = -10.12 dBW/kg

Test Laboratory: Huatongwei International Inspection Co., Ltd.,SAR Lab Date: 2/6/2023

LTE Band 4-L-Head

Communication System: UID 0, Generic LTE-FDD (0); Frequency: 1720 MHz;Duty Cycle: 1:1
Medium parameters used: f = 1720 MHz; σ = 1.326 S/m; ε_r = 38.598; ρ = 1000 kg/m^3
Phantom section: Left Section
Ambient Temperature:21.2°C;Liquid Temperature:21.0°C;

DASY Configuration:

- Probe: EX3DV4 - SN7494; ConvF(8.81, 8.81, 8.81) @ 1720 MHz; Calibrated: 5/16/2022
- Sensor-Surface: 1.4mm (Mechanical Surface Detection)
- Electronics: DAE4 Sn1549; Calibrated: 4/12/2022
- Phantom: Twin-SAM V8.0 ; Type: QD 000 P41 AA; Serial: 1974
- DASY52 52.10.2(1495); SEMCAD X 14.6.12(7450)

Left Touch Check/CH 20050/Area Scan (61x101x1): Interpolated grid: dx=1.500 mm, dy=1.500 mm
Maximum value of SAR (interpolated) = 0.255 W/kg

Left Touch Check/CH 20050/Zoom Scan (5x5x7)/Cube 0: Measurement grid: dx=8mm, dy=8mm, dz=5mm
Reference Value = 2.325 V/m; Power Drift = -0.06 dB
Peak SAR (extrapolated) = 0.235 W/kg
SAR(1 g) = 0.164 W/kg; SAR(10 g) = 0.076 W/kg
Maximum value of SAR (measured) = 0.170 W/kg



0 dB = 0.170 W/kg = -9.54 dBW/kg

Test Laboratory: Huatongwei International Inspection Co., Ltd.,SAR Lab Date: 2/7/2023

LTE Band 5-H-Head

Communication System: UID 0, Generic LTE-FDD (0); Frequency: 844 MHz;Duty Cycle: 1:1
Medium parameters used (interpolated): f = 844 MHz; σ = 0.874 S/m; ε_r = 40.575; ρ = 1000 kg/m^3
Phantom section: Left Section
Ambient Temperature:21.3°C;Liquid Temperature:21.1°C;

DASY Configuration:

- Probe: EX3DV4 - SN7494; ConvF(10.3, 10.3, 10.3) @ 844 MHz; Calibrated: 5/16/2022
- Sensor-Surface: 1.4mm (Mechanical Surface Detection)
- Electronics: DAE4 Sn1549; Calibrated: 4/12/2022
- Phantom: Twin-SAM V8.0 ; Type: QD 000 P41 AA; Serial: 1974
- DASY52 52.10.2(1495); SEMCAD X 14.6.12(7450)

Left Touch Check/CH 20600/Area Scan (61x101x1): Interpolated grid: dx=1.500 mm, dy=1.500 mm
Maximum value of SAR (interpolated) = 0.165 W/kg

Left Touch Check/CH 20600/Zoom Scan (5x5x7)/Cube 0: Measurement grid: dx=8mm, dy=8mm, dz=5mm
Reference Value = 2.164 V/m; Power Drift = -0.05 dB
Peak SAR (extrapolated) = 0.142 W/kg
SAR(1 g) = 0.108 W/kg; SAR(10 g) = 0.062 W/kg
Maximum value of SAR (measured) = 0.097 W/kg



0 dB = 0.097 W/kg = -15.93 dBW/kg

Test Laboratory: Huatongwei International Inspection Co., Ltd.,SAR Lab Date: 2/6/2023

LTE Band 12-L-Head

Communication System: UID 0, Generic LTE-FDD (0); Frequency: 704 MHz;Duty Cycle: 1:1
Medium parameters used (interpolated): f = 704 MHz; σ = 0.901 S/m; ε_r = 41.083; ρ = 1000 kg/m^3
Phantom section: Left Section
Ambient Temperature:21.4°C;Liquid Temperature:21.2°C;

DASY Configuration:

- Probe: EX3DV4 - SN7494; ConvF(10.6, 10.6, 10.6) @ 704 MHz; Calibrated: 5/16/2022
- Sensor-Surface: 1.4mm (Mechanical Surface Detection)
- Electronics: DAE4 Sn1549; Calibrated: 4/12/2022
- Phantom: Twin-SAM V8.0 ; Type: QD 000 P41 AA; Serial: 1974
- DASY52 52.10.2(1495); SEMCAD X 14.6.12(7450)

Left Touch Check/CH 20600/Area Scan (61x101x1): Interpolated grid: dx=1.500 mm, dy=1.500 mm
Maximum value of SAR (interpolated) = 0.0596 W/kg

Left Touch Check/CH 20600/Zoom Scan (5x5x7)/Cube 0: Measurement grid: dx=8mm, dy=8mm, dz=5mm
Reference Value = 2.114 V/m; Power Drift = -0.12 dB
Peak SAR (extrapolated) = 0.100 W/kg
SAR(1 g) = 0.059 W/kg; SAR(10 g) = 0.031 W/kg
Maximum value of SAR (measured) = 0.0795 W/kg



0 dB = 0.0795 W/kg = -11.00 dBW/kg

Test Laboratory: Huatongwei International Inspection Co., Ltd.,SAR Lab Date: 2/6/2023

LTE Band 13-M-Head

Communication System: UID 0, Generic LTE-FDD (0); Frequency: 782 MHz;Duty Cycle: 1:1
Medium parameters used (interpolated): f = 782 MHz; σ = 0.937 S/m; ε_r = 40.75; ρ = 1000 kg/m^3
Phantom section: Left Section
Ambient Temperature:21.5°C;Liquid Temperature:21.3°C;

DASY Configuration:

- Probe: EX3DV4 - SN7494; ConvF(10.6, 10.6, 10.6) @ 782 MHz; Calibrated: 5/16/2022
- Sensor-Surface: 1.4mm (Mechanical Surface Detection)
- Electronics: DAE4 Sn1549; Calibrated: 4/12/2022
- Phantom: Twin-SAM V8.0 ; Type: QD 000 P41 AA; Serial: 1974
- DASY52 52.10.2(1495); SEMCAD X 14.6.12(7450)

Left Touch Check/CH 23230/Area Scan (61x101x1): Interpolated grid: dx=1.500 mm, dy=1.500 mm
Maximum value of SAR (interpolated) = 0.0636 W/kg

Left Touch Check/CH 23230/Zoom Scan (5x5x7)/Cube 0: Measurement grid: dx=8mm, dy=8mm, dz=5mm
Reference Value = 2.141 V/m; Power Drift = -0.09 dB
Peak SAR (extrapolated) = 0.107 W/kg
SAR(1 g) = 0.063 W/kg; SAR(10 g) = 0.034 W/kg
Maximum value of SAR (measured) = 0.0848 W/kg

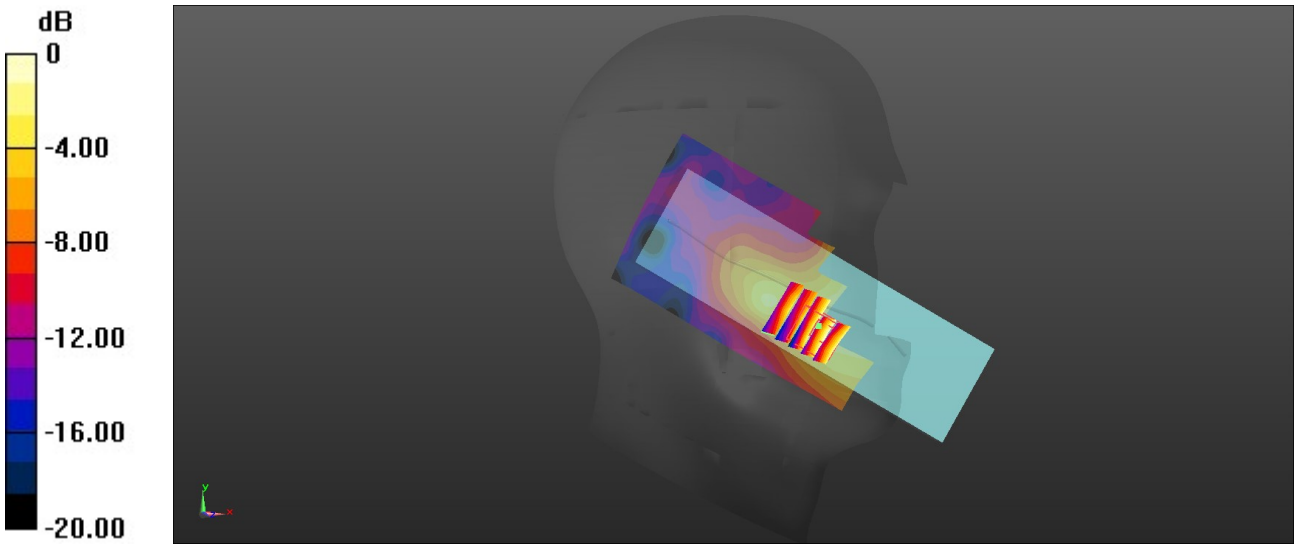

0 dB = 0.0848 W/kg = -10.72 dBW/kg

Test Laboratory: Huatongwei International Inspection Co., Ltd.,SAR Lab Date: 2/7/2023

Wifi 2.4G-M-Head

Communication System: UID 0, Generic WIFI (0); Frequency: 2437 MHz;Duty Cycle: 1:1
Medium parameters used (interpolated): f = 2437 MHz; σ = 1.745 S/m; ε_r = 37.44; ρ = 1000 kg/m^3
Phantom section: Left Section
Ambient Temperature:21.0°C;Liquid Temperature:20.8°C;

DASY Configuration:

- Probe: EX3DV4 - SN7494; ConvF(7.9, 7.9, 7.9) @ 2437 MHz; Calibrated: 5/16/2022
- Sensor-Surface: 1.4mm (Mechanical Surface Detection)
- Electronics: DAE4 Sn1549; Calibrated: 4/12/2022
- Phantom: Twin-SAM V8.0 ; Type: QD 000 P41 AA; Serial: 1974
- DASY52 52.10.2(1495); SEMCAD X 14.6.12(7450)

Left Touch Check/CH 6/Area Scan (71x121x1): Interpolated grid: dx=1.200 mm, dy=1.200 mm.
Maximum value of SAR (interpolated) = 0.158 W/kg

Left Touch Check/CH 6/Zoom Scan (5x5x7)/Cube 0: Measurement grid: dx=8mm, dy=8mm, dz=5mm
Reference Value = 3.768 V/m; Power Drift = -0.06 dB
Peak SAR (extrapolated) = 0.186 W/kg
SAR(1 g) = 0.093 W/kg; SAR(10 g) = 0.051 W/kg
Maximum value of SAR (measured) = 0.154 W/kg

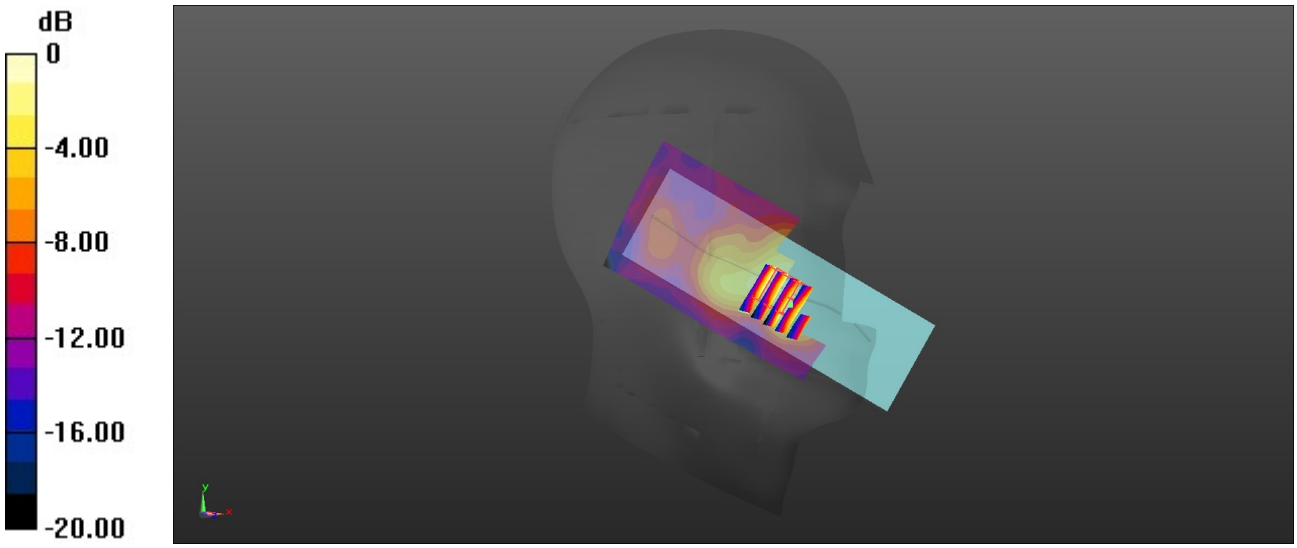

0 dB = 0.154 W/kg = -8.12 dBW/kg

Test Laboratory: Huatongwei International Inspection Co., Ltd.,SAR Lab Date: 2/9/2023

Wifi 5G U-NII-1-H-Head

Communication System: UID 0, Generic WIFI (0); Frequency: 5240 MHz;Duty Cycle: 1:1
Medium parameters used: f = 5240 MHz; σ = 4.524 S/m; ε_r = 34.736; ρ = 1000 kg/m^3
Phantom section: Left Section
Ambient Temperature:22.2°C;Liquid Temperature:22.0°C;

DASY Configuration:

- Probe: EX3DV4 - SN7494; ConvF(5.61, 5.61, 5.61) @ 5240 MHz; Calibrated: 5/16/2022
- Sensor-Surface: 1.4mm (Mechanical Surface Detection)
- Electronics: DAE4 Sn1549; Calibrated: 4/12/2022
- Phantom: Twin-SAM V8.0 ; Type: QD 000 P41 AA; Serial: 1974
- DASY52 52.10.2(1495); SEMCAD X 14.6.12(7450)

Left Touch Check/CH 48/Area Scan (81x131x1): Interpolated grid: dx=1.000 mm, dy=1.000 mm
Maximum value of SAR (interpolated) = 0.170 W/kg

Left Touch Check/CH 48/Zoom Scan (8x8x7)/Cube 0: Measurement grid: dx=4mm, dy=4mm, dz=1.4mm
Reference Value = 1.929 V/m; Power Drift = -0.08 dB
Peak SAR (extrapolated) = 0.229 W/kg
SAR(1 g) = 0.062 W/kg; SAR(10 g) = 0.018 W/kg
Maximum value of SAR (measured) = 0.146 W/kg



0 dB = 0.146 W/kg = -8.36 dBW/kg

Test Laboratory: Huatongwei International Inspection Co., Ltd.,SAR Lab Date: 2/9/2023

Wifi 5G U-NII-2A-H-Head

Communication System: UID 0, Generic WIFI (0); Frequency: 5320 MHz;Duty Cycle: 1:1
Medium parameters used: f = 5320 MHz; σ = 4.613 S/m; ε_r = 34.538; ρ = 1000 kg/m^3
Phantom section: Left Section
Ambient Temperature:21.2°C;Liquid Temperature:21.0°C;

DASY Configuration:

- Probe: EX3DV4 - SN7494; ConvF(5.61, 5.61, 5.61) @ 5320 MHz; Calibrated: 5/16/2022
- Sensor-Surface: 1.4mm (Mechanical Surface Detection)
- Electronics: DAE4 Sn1549; Calibrated: 4/12/2022
- Phantom: Twin-SAM V8.0 ; Type: QD 000 P41 AA; Serial: 1974
- DASY52 52.10.2(1495); SEMCAD X 14.6.12(7450)

Left Touch Check/CH 64/Area Scan (81x131x1): Interpolated grid: dx=1.000 mm, dy=1.000 mm
Maximum value of SAR (interpolated) = 0.278 W/kg

Left Touch Check/CH 64/Zoom Scan (8x8x7)/Cube 0: Measurement grid: dx=4mm, dy=4mm, dz=1.4mm
Reference Value = 2.069 V/m; Power Drift = -0.04 dB
Peak SAR (extrapolated) = 0.932 W/kg
SAR(1 g) = 0.097 W/kg; SAR(10 g) = 0.027 W/kg
Maximum value of SAR (measured) = 0.234 W/kg

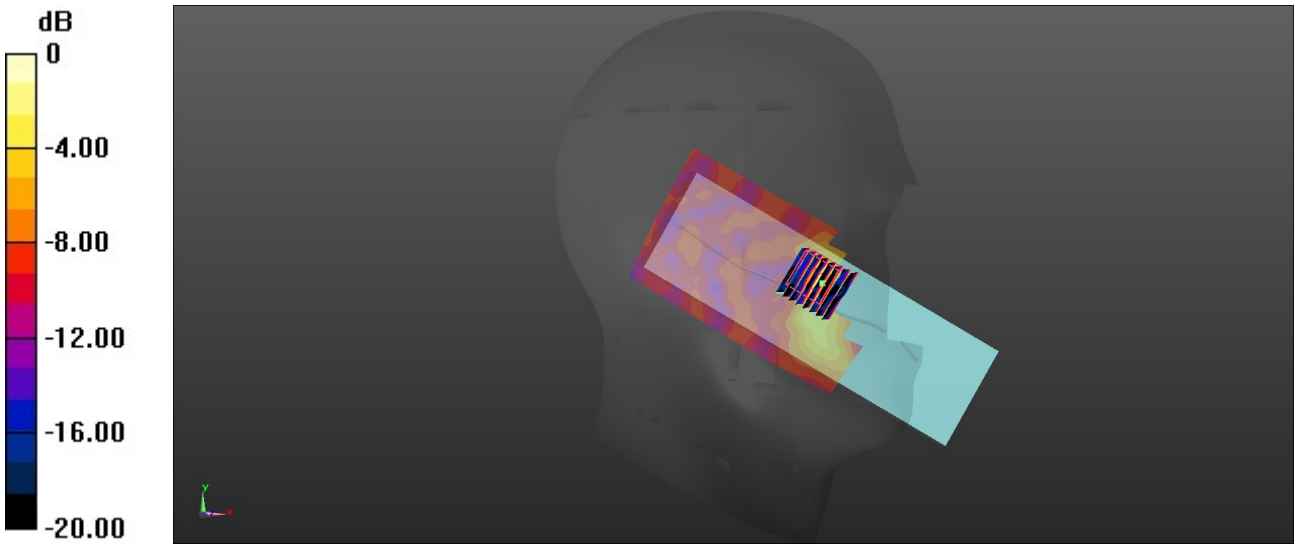

0 dB = 0.234 W/kg = -6.31 dBW/kg

Test Laboratory: Huatongwei International Inspection Co., Ltd.,SAR Lab Date: 2/10/2023

Wifi 5G U-NII-2C-L-Head

Communication System: UID 0, Generic WIFI (0); Frequency: 5500 MHz;Duty Cycle: 1:1
Medium parameters used: f = 5500 MHz; σ = 4.821 S/m; ε_r = 33.747; ρ = 1000 kg/m^3
Phantom section: Left Section
Ambient Temperature:21.5°C;Liquid Temperature:21.3°C;

DASY Configuration:

- Probe: EX3DV4 - SN7494; ConvF(5.01, 5.01, 5.01) @ 5500 MHz; Calibrated: 5/16/2022
- Sensor-Surface: 1.4mm (Mechanical Surface Detection)
- Electronics: DAE4 Sn1549; Calibrated: 4/12/2022
- Phantom: Twin-SAM V8.0 ; Type: QD 000 P41 AA; Serial: 1974
- DASY52 52.10.2(1495); SEMCAD X 14.6.12(7450)

Left Touch Check/CH 100/Area Scan (81x131x1): Interpolated grid: dx=1.000 mm, dy=1.000 mm
Maximum value of SAR (interpolated) = 0.305 W/kg

Left Touch Check/CH 100/Zoom Scan (8x8x7)/Cube 0: Measurement grid: dx=4mm, dy=4mm, dz=1.4mm
Reference Value = 2.129 V/m; Power Drift = -0.05 dB
Peak SAR (extrapolated) = 1.03 W/kg
SAR(1 g) = 0.106 W/kg; SAR(10 g) = 0.029 W/kg
Maximum value of SAR (measured) = 0.257 W/kg



0 dB = 0.257 W/kg = -5.90 dBW/kg

Test Laboratory: Huatongwei International Inspection Co., Ltd.,SAR Lab Date: 2/10/2023

Wifi 5G U-NII-3-H-Head

Communication System: UID 0, Generic WIFI (0); Frequency: 5795 MHz;Duty Cycle: 1:1
Medium parameters used (interpolated): f = 5795 MHz; σ = 5.13 S/m; ε_r = 34.682; ρ = 1000 kg/m^3
Phantom section: Left Section
Ambient Temperature:22.2°C;Liquid Temperature:22.0°C;

DASY Configuration:

- Probe: EX3DV4 - SN7494; ConvF(4.97, 4.97, 4.97) @ 5795 MHz; Calibrated: 5/16/2022
- Sensor-Surface: 1.4mm (Mechanical Surface Detection)
- Electronics: DAE4 Sn1549; Calibrated: 4/12/2022
- Phantom: Twin-SAM V8.0 ; Type: QD 000 P41 AA; Serial: 1974
- DASY52 52.10.2(1495); SEMCAD X 14.6.12(7450)

Left Touch Check/CH 159/Area Scan (81x131x1): Interpolated grid: dx=1.000 mm, dy=1.000 mm
Maximum value of SAR (interpolated) = 1.05 W/kg

Left Touch Check/CH 159/Zoom Scan (8x8x7)/Cube 0: Measurement grid: dx=4mm, dy=4mm, dz=1.4mm
Reference Value = 2.188 V/m; Power Drift = -0.13 dB
Peak SAR (extrapolated) = 2.10 W/kg
SAR(1 g) = 0.469 W/kg; SAR(10 g) = 0.119 W/kg
Maximum value of SAR (measured) = 1.21 W/kg



0 dB = 1.21 W/kg = 0.83 dBW/kg

Test Laboratory: Huatongwei International Inspection Co., Ltd.,SAR Lab Date: 2/8/2023

WCDMA Band II-H-Body

Communication System: UID 0, Generic UMTS (0); Frequency: 1907.6 MHz;Duty Cycle: 1:1
Medium parameters used (interpolated): f = 1907.6 MHz; σ = 1.401 S/m; ε_r = 38.34; ρ = 1000 kg/m^3
Phantom section: Flat Section
Ambient Temperature:22.4°C;Liquid Temperature:22.2°C;

DASY Configuration:

- Probe: EX3DV4 - SN7494; ConvF(8.45, 8.45, 8.45) @ 1907.6 MHz; Calibrated: 5/16/2022
- Sensor-Surface: 1.4mm (Mechanical Surface Detection)
- Electronics: DAE4 Sn1549; Calibrated: 4/12/2022
- Phantom: Twin-SAM V8.0 ; Type: QD 000 P41 AA; Serial: 1974
- DASY52 52.10.2(1495); SEMCAD X 14.6.12(7450)

Rear/CH 9538/Area Scan (61x101x1): Interpolated grid: dx=1.500 mm, dy=1.500 mm
Maximum value of SAR (interpolated) = 1.25 W/kg

Rear/CH 9538/Zoom Scan (5x5x7)/Cube 0: Measurement grid: dx=8mm, dy=8mm, dz=5mm
Reference Value = 18.08 V/m; Power Drift = -0.14 dB
Peak SAR (extrapolated) = 1.41 W/kg
SAR(1 g) = 0.835 W/kg; SAR(10 g) = 0.491 W/kg
Maximum value of SAR (measured) = 1.19 W/kg

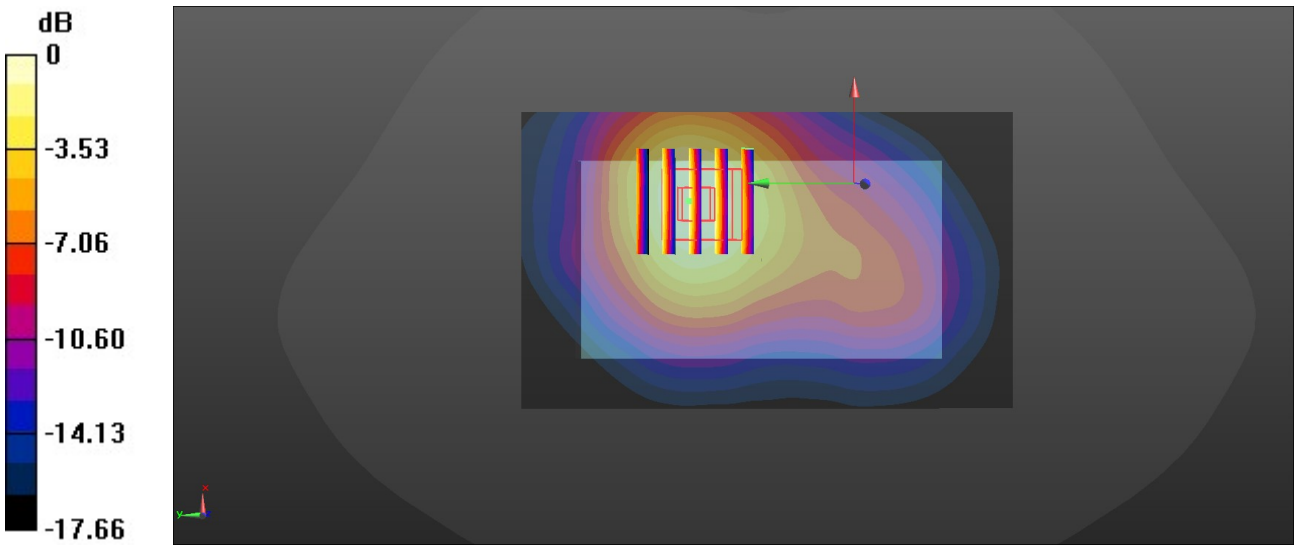

0 dB = 1.19 W/kg = 0.76 dBW/kg

Test Laboratory: Huatongwei International Inspection Co., Ltd.,SAR Lab Date: 2/7/2023

WCDMA Band V-L-Body

Communication System: UID 0, Generic UMTS (0); Frequency: 826.4 MHz;Duty Cycle: 1:1
Medium parameters used (interpolated): f = 826.4 MHz; σ = 0.868 S/m; ε_r = 40.64; ρ = 1000 kg/m^3
Phantom section: Flat Section
Ambient Temperature:21.8°C;Liquid Temperature:21.6°C;

DASY Configuration:

- Probe: EX3DV4 - SN7494; ConvF(10.3, 10.3, 10.3) @ 826.4 MHz; Calibrated: 5/16/2022
- Sensor-Surface: 1.4mm (Mechanical Surface Detection)
- Electronics: DAE4 Sn1549; Calibrated: 4/12/2022
- Phantom: Twin-SAM V8.0 ; Type: QD 000 P41 AA; Serial: 1974
- DASY52 52.10.2(1495); SEMCAD X 14.6.12(7450)

Rear/CH 4132/Area Scan (61x101x1): Interpolated grid: dx=1.500 mm, dy=1.500 mm
Maximum value of SAR (interpolated) = 0.767 W/kg

Rear/CH 4132/Zoom Scan (5x5x7)/Cube 0: Measurement grid: dx=8mm, dy=8mm, dz=5mm
Reference Value = 27.12 V/m; Power Drift = -0.05 dB
Peak SAR (extrapolated) = 0.874 W/kg
SAR(1 g) = 0.585 W/kg; SAR(10 g) = 0.410 W/kg
Maximum value of SAR (measured) = 0.764 W/kg

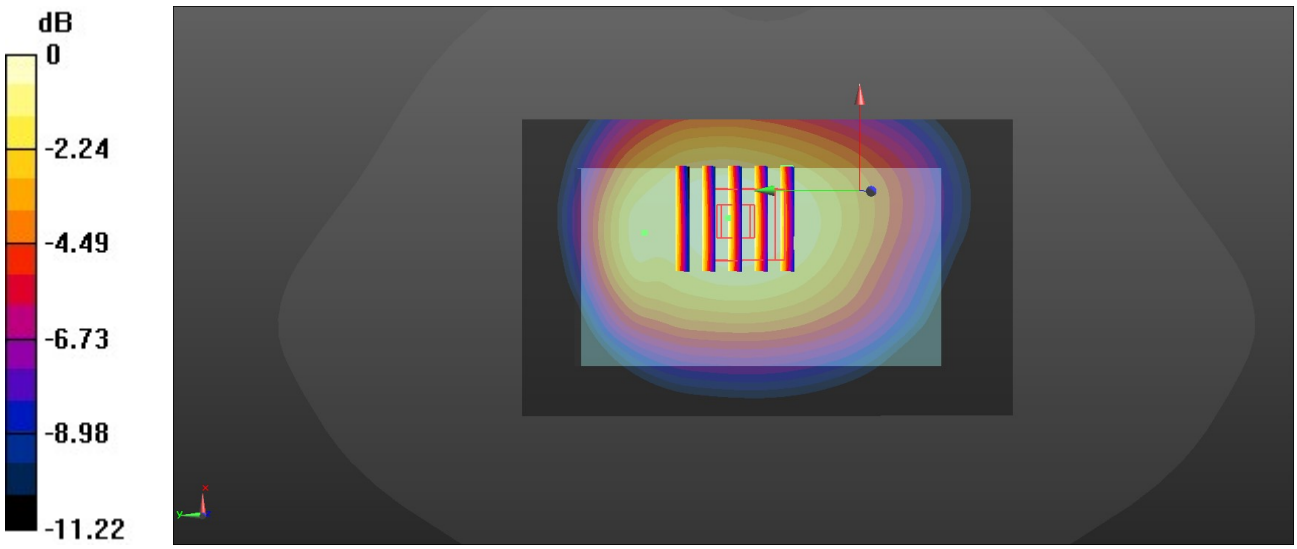

0 dB = 0.764 W/kg = -1.17 dBW/kg

Test Laboratory: Huatongwei International Inspection Co., Ltd.,SAR Lab Date: 2/8/2023

LTE Band 2-H-Body

Communication System: UID 0, Generic LTE-FDD (0); Frequency: 1900 MHz;Duty Cycle: 1:1
Medium parameters used: f = 1900 MHz; σ = 1.396 S/m; ε_r = 38.361; ρ = 1000 kg/m^3
Phantom section: Flat Section
Ambient Temperature:21.4°C;Liquid Temperature:21.2°C;

DASY Configuration:

- Probe: EX3DV4 - SN7494; ConvF(8.45, 8.45, 8.45) @ 1900 MHz; Calibrated: 5/16/2022
- Sensor-Surface: 1.4mm (Mechanical Surface Detection)
- Electronics: DAE4 Sn1549; Calibrated: 4/12/2022
- Phantom: Twin-SAM V8.0 ; Type: QD 000 P41 AA; Serial: 1974
- DASY52 52.10.2(1495); SEMCAD X 14.6.12(7450)

Rear/CH 19100/Area Scan (61x101x1): Interpolated grid: dx=1.500 mm, dy=1.500 mm
Maximum value of SAR (interpolated) = 1.43 W/kg

Rear/CH 19100/Zoom Scan (5x5x7)/Cube 0: Measurement grid: dx=8mm, dy=8mm, dz=5mm
Reference Value = 17.05 V/m; Power Drift = -0.12 dB
Peak SAR (extrapolated) = 1.58 W/kg
SAR(1 g) = 0.944 W/kg; SAR(10 g) = 0.552 W/kg
Maximum value of SAR (measured) = 1.31 W/kg

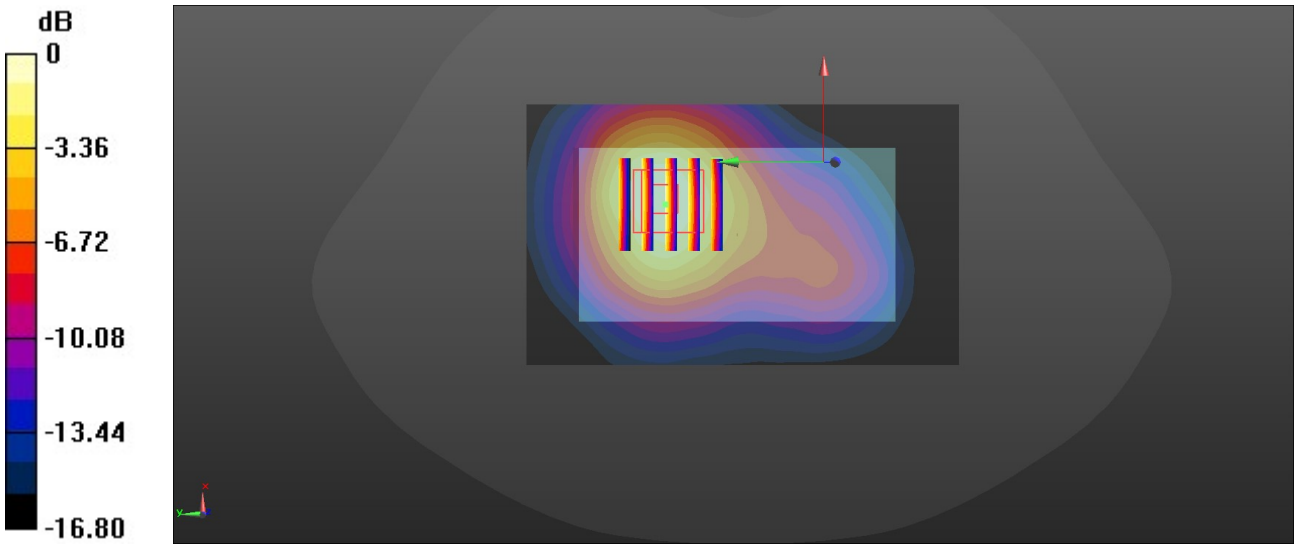

0 dB = 1.31 W/kg = 1.17 dBW/kg

Test Laboratory: Huatongwei International Inspection Co., Ltd.,SAR Lab Date: 2/6/2023

LTE Band 4-L-Body

Communication System: UID 0, Generic LTE-FDD (0); Frequency: 1720 MHz;Duty Cycle: 1:1
Medium parameters used: f = 1720 MHz; σ = 1.326 S/m; ε_r = 38.598; ρ = 1000 kg/m^3
Phantom section: Flat Section
Ambient Temperature:21.6°C;Liquid Temperature:21.4°C;

DASY Configuration:

- Probe: EX3DV4 - SN7494; ConvF(8.81, 8.81, 8.81) @ 1720 MHz; Calibrated: 5/16/2022
- Sensor-Surface: 1.4mm (Mechanical Surface Detection)
- Electronics: DAE4 Sn1549; Calibrated: 4/12/2022
- Phantom: Twin-SAM V8.0 ; Type: QD 000 P41 AA; Serial: 1974
- DASY52 52.10.2(1495); SEMCAD X 14.6.12(7450)

Rear/CH 20050/Area Scan (61x101x1): Interpolated grid: dx=1.500 mm, dy=1.500 mm
Maximum value of SAR (interpolated) = 2.13 W/kg

Rear/CH 20050/Zoom Scan (5x5x7)/Cube 0: Measurement grid: dx=8mm, dy=8mm, dz=5mm
Reference Value = 16.67 V/m; Power Drift = -0.01 dB
Peak SAR (extrapolated) = 2.48 W/kg
SAR(1 g) = 1.28 W/kg; SAR(10 g) = 0.788 W/kg
Maximum value of SAR (measured) = 2.04 W/kg

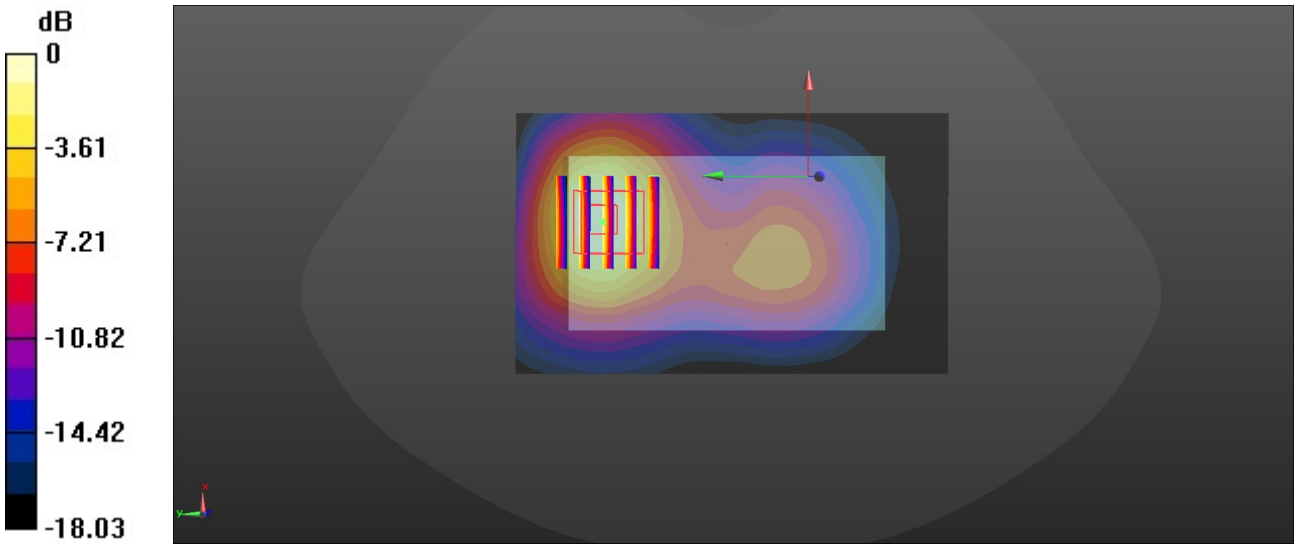

0 dB = 2.04 W/kg = 3.10 dBW/kg

Test Laboratory: Huatongwei International Inspection Co., Ltd.,SAR Lab Date: 2/7/2023

LTE Band 5-H-Body

Communication System: UID 0, Generic LTE-FDD (0); Frequency: 844 MHz;Duty Cycle: 1:1
Medium parameters used (interpolated): f = 844 MHz; σ = 0.874 S/m; ε_r = 40.575; ρ = 1000 kg/m^3
Phantom section: Flat Section
Ambient Temperature:21.4°C;Liquid Temperature:21.2°C;

DASY Configuration:

- Probe: EX3DV4 - SN7494; ConvF(10.3, 10.3, 10.3) @ 844 MHz; Calibrated: 5/16/2022
- Sensor-Surface: 1.4mm (Mechanical Surface Detection)
- Electronics: DAE4 Sn1549; Calibrated: 4/12/2022
- Phantom: Twin-SAM V8.0 ; Type: QD 000 P41 AA; Serial: 1974
- DASY52 52.10.2(1495); SEMCAD X 14.6.12(7450)

Rear/CH 20600/Area Scan (61x101x1): Interpolated grid: dx=1.500 mm, dy=1.500 mm
Maximum value of SAR (interpolated) = 0.746 W/kg

Rear/CH 20600/Zoom Scan (5x5x7)/Cube 0: Measurement grid: dx=8mm, dy=8mm, dz=5mm
Reference Value = 27.63 V/m; Power Drift = -0.07 dB
Peak SAR (extrapolated) = 0.855 W/kg
SAR(1 g) = 0.573 W/kg; SAR(10 g) = 0.401 W/kg.
Maximum value of SAR (measured) = 0.746 W/kg

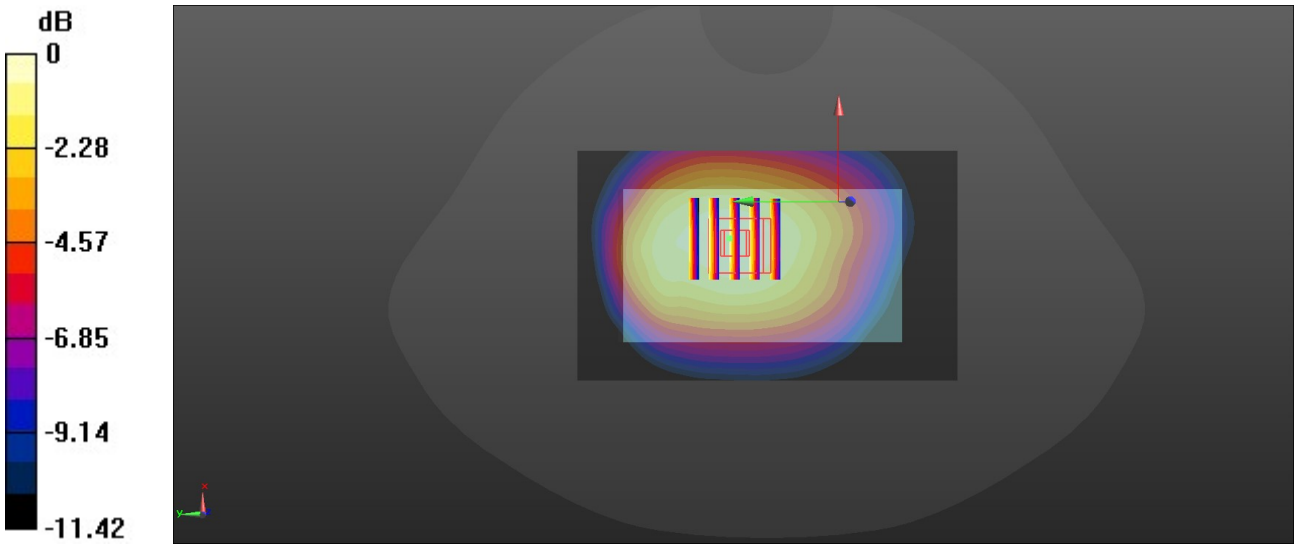

0 dB = 0.746 W/kg = -1.27 dBW/kg

Test Laboratory: Huatongwei International Inspection Co., Ltd.,SAR Lab Date: 2/6/2023

LTE Band 12-L-Body

Communication System: UID 0, Generic LTE-FDD (0); Frequency: 704 MHz;Duty Cycle: 1:1
Medium parameters used (interpolated): f = 704 MHz; σ = 0.901 S/m; ε_r = 41.083; ρ = 1000 kg/m^3
Phantom section: Flat Section
Ambient Temperature:21.2°C;Liquid Temperature:21.0°C;

DASY Configuration:

- Probe: EX3DV4 - SN7494; ConvF(10.6, 10.6, 10.6) @ 704 MHz; Calibrated: 5/16/2022
- Sensor-Surface: 1.4mm (Mechanical Surface Detection)
- Electronics: DAE4 Sn1549; Calibrated: 4/12/2022
- Phantom: Twin-SAM V8.0 ; Type: QD 000 P41 AA; Serial: 1974
- DASY52 52.10.2(1495); SEMCAD X 14.6.12(7450)

Rear/CH 23060/Area Scan (61x101x1): Interpolated grid: dx=1.500 mm, dy=1.500 mm
Maximum value of SAR (interpolated) = 0.354 W/kg

Rear/CH 23060/Zoom Scan (5x5x7)/Cube 0: Measurement grid: dx=8mm, dy=8mm, dz=5mm
Reference Value = 17.48 V/m; Power Drift = -0.11 dB
Peak SAR (extrapolated) = 0.381 W/kg
SAR(1 g) = 0.245 W/kg; SAR(10 g) = 0.167 W/kg
Maximum value of SAR (measured) = 0.327 W/kg

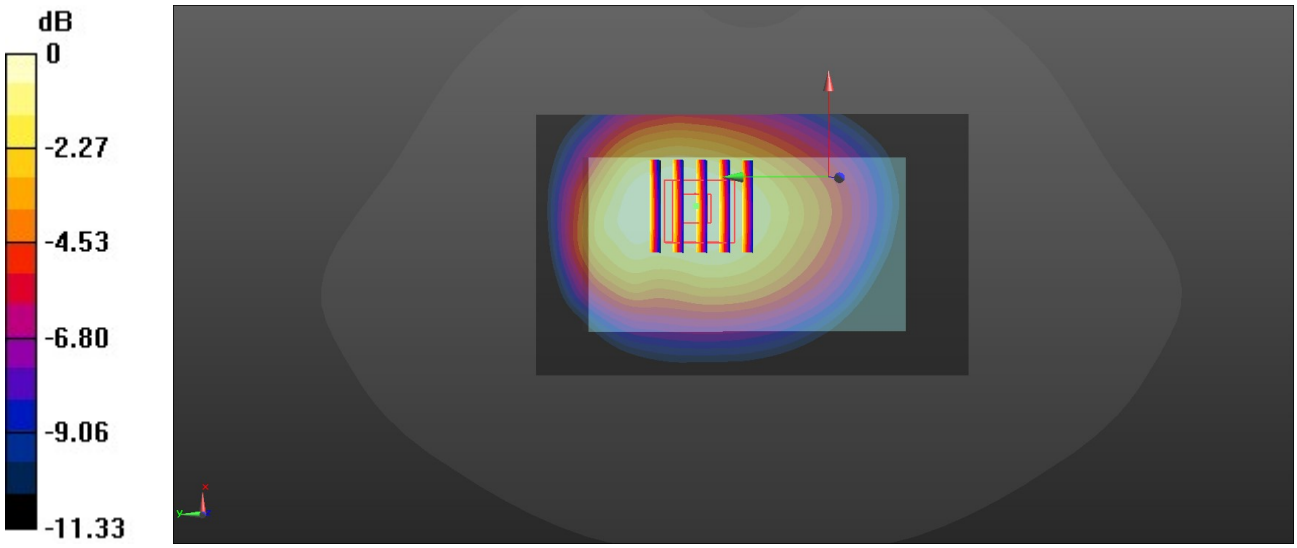

0 dB = 0.327 W/kg = -4.85 dBW/kg