2.4GHz 2400~2483.5MHz

WIFI 802.11g (Band Edge @ 3m)

WIFI Ant. 1	Note	Frequency (MHz)	Level (dBμV/m)	Over Limit (dB)	Limit Line (dBμV/m)	Read Level (dBμV)	Antenna Factor (dB/m)	Path Loss (dB)	Preamp Factor (dB)	Ant Pos (cm)	Table Pos (deg)	Peak Avg. (P/A)	Pol. (H/V)
802.11g CH 01 2412MHz		2389.59	60.62	-13.38	74	47.79	27.82	16.16	31.15	177	84	P	H
		2390	48.19	-5.81	54	35.36	27.82	16.16	31.15	177	84	A	H
	*	2412	107.17	-	-	94.32	27.8	16.18	31.13	177	84	P	H
	*	2412	99.7	-	-	86.85	27.8	16.18	31.13	177	84	A	H
		2390	59.82	-14.18	74	46.99	27.82	16.16	31.15	335	77	P	V
		2390	48.56	-5.44	54	35.73	27.82	16.16	31.15	335	77	A	V
	*	2412	106.71	-	-	93.86	27.8	16.18	31.13	335	77	P	V
	*	2412	99.32	-	-	86.47	27.8	16.18	31.13	335	77	A	V
802.11g CH 06 2437MHz		2369.64	56.53	-17.47	74	43.7	27.86	16.13	31.16	152	82	P	H
		2389.8	44.76	-9.24	54	31.93	27.82	16.16	31.15	152	82	A	H
	*	2437	106.46	-	-	93.57	27.8	16.21	31.12	152	82	P	H
	*	2437	98.87	-	-	85.98	27.8	16.21	31.12	152	82	A	H
		2496.29	54.88	-19.12	74	41.99	27.71	16.27	31.09	152	82	P	H
		2483.62	44.35	-9.65	54	31.47	27.73	16.25	31.1	152	82	A	H
		2320.78	55.95	-18.05	74	43.16	27.9	16.07	31.18	343	53	P	V
		2389.24	44.96	-9.04	54	32.13	27.82	16.16	31.15	343	53	A	V
	*	2437	107.85	-	-	94.96	27.8	16.21	31.12	343	53	P	V
	*	2437	100.32	-	-	87.43	27.8	16.21	31.12	343	53	A	V
		2488.73	56.83	-17.17	74	43.95	27.72	16.26	31.1	343	53	P	V
		2484.53	44.6	-9.4	54	31.72	27.73	16.25	31.1	343	53	A	V

802.11g CH 11 2462MHz	*	2462	108.95	-	-	96.05	27.78	16.23	31.11	123	83	P	H
	*	2462	101.21	-	-	88.31	27.78	16.23	31.11	123	83	A	H
		2483.56	66.31	-7.69	74	53.43	27.73	16.25	31.1	123	83	P	H
		2483.52	48.88	-5.12	54	36	27.73	16.25	31.1	123	83	A	H
	*	2462	109.09	-	-	96.19	27.78	16.23	31.11	330	51	P	V
	*	2462	101.61	-	-	88.71	27.78	16.23	31.11	330	51	A	V
		2483.56	65.6	-8.4	74	52.72	27.73	16.25	31.1	330	51	P	V
		2483.52	48.71	-5.29	54	35.83	27.73	16.25	31.1	330	51	A	V
Remark	1. No other spurious found. 2. All results are PASS against Peak and Average limit line.												

WIFI Ant. 1	Note	Frequency (MHz)	Level (dBμV/m)	Over Limit (dB)	Limit Line (dBμV/m)	Read Level (dBμV)	Antenna Factor (dB/m)	Path Loss (dB)	Preamp Factor (dB)	Ant Pos (cm)	Table Pos (deg)	Peak Avg. (P/A)	Pol. (H/V)
802.11g CH 12 2467MHz	*	2467	105.63	-	-	92.73	27.77	16.24	31.11	100	81	P	H
	*	2467	98.22	-	-	85.32	27.77	16.24	31.11	100	81	A	H
		2483.84	69.81	-4.19	74	56.93	27.73	16.25	31.1	100	81	P	H
		2483.52	53.35	-0.65	54	40.47	27.73	16.25	31.1	100	81	A	H
	*	2467	107.21	-	-	94.31	27.77	16.24	31.11	331	58	P	V
	*	2467	99.41	-	-	86.51	27.77	16.24	31.11	331	58	A	V
		2486.12	69.84	-4.16	74	56.95	27.73	16.26	31.1	331	58	P	V
		2483.52	52.89	-1.11	54	40.01	27.73	16.25	31.1	331	58	A	V
802.11g CH 13 2472MHz	*	2472	103.79	-	-	90.89	27.76	16.24	31.1	100	81	P	H
	*	2472	96.27	-	-	83.37	27.76	16.24	31.1	100	81	A	H
		2483.88	64.93	-9.07	74	52.05	27.73	16.25	31.1	100	81	P	H
		2484.12	51.36	-2.64	54	38.48	27.73	16.25	31.1	100	81	A	H
	*	2472	104.74	-	-	91.84	27.76	16.24	31.1	324	75	P	V
	*	2472	97.12	-	-	84.22	27.76	16.24	31.1	324	75	A	V
		2483.64	67.2	-6.8	74	54.32	27.73	16.25	31.1	324	75	P	V
		2484.16	52.93	-1.07	54	40.05	27.73	16.25	31.1	324	75	A	V
Remark	1. No other spurious found. 2. All results are PASS against Peak and Average limit line.												

2.4GHz 2400~2483.5MHz

WIFI 802.11g (Harmonic @ 3m)

WIFI Ant. 1	Note	Frequency (MHz)	Level (dBμV/m)	Over Limit (dB)	Limit Line (dBμV/m)	Read Level (dBμV)	Antenna Factor (dB/m)	Path Loss (dB)	Preamp Factor (dB)	Ant Pos (cm)	Table Pos (deg)	Peak Avg. (P/A)	Pol. (H/V)
802.11g CH 01 2412MHz		4824	39.91	-34.09	74	56.99	31.4	9.63	58.11	100	0	P	H
		4824	37.07	-36.93	74	54.15	31.4	9.63	58.11	100	0	P	V
802.11g CH 06 2437MHz		4874	39.98	-34.02	74	57.01	31.45	9.64	58.12	100	0	P	H
		7311	44.15	-29.85	74	53.18	36.78	11.69	57.5	100	0	P	H
		4874	37.86	-36.14	74	54.89	31.45	9.64	58.12	100	0	P	V
		7311	44.65	-29.35	74	53.68	36.78	11.69	57.5	100	0	P	V
802.11g CH 11 2462MHz		4924	39.23	-34.77	74	56.31	31.4	9.65	58.13	100	0	P	H
		7386	42.87	-31.13	74	51.9	36.63	11.74	57.4	100	0	P	H
		4924	37.39	-36.61	74	54.47	31.4	9.65	58.13	100	0	P	V
		7386	43.23	-30.77	74	52.26	36.63	11.74	57.4	100	0	P	V
Remark	1. No other spurious found. 2. All results are PASS against Peak and Average limit line.												

WIFI Ant. 1	Note	Frequency (MHz)	Level (dBμV/m)	Over Limit (dB)	Limit Line (dBμV/m)	Read Level (dBμV)	Antenna Factor (dB/m)	Path Loss (dB)	Preamp Factor (dB)	Ant Pos (cm)	Table Pos (deg)	Peak Avg. (P/A)	Pol. (H/V)
802.11g CH 12 2467MHz		4934	39.01	-34.99	74	56.11	31.4	9.64	58.14	100	0	P	H
		7401	45	-29	74	54.03	36.6	11.75	57.38	100	0	P	H
		4934	37.42	-36.58	74	54.52	31.4	9.64	58.14	100	0	P	V
		7401	44.06	-29.94	74	53.09	36.6	11.75	57.38	100	0	P	V
802.11g CH 13 2472MHz		4944	37.46	-36.54	74	54.55	31.4	9.65	58.14	100	0	P	H
		7416	44.38	-29.62	74	53.35	36.63	11.76	57.36	100	0	P	H
		4944	37.54	-36.46	74	54.63	31.4	9.65	58.14	100	0	P	V
		7416	45.03	-28.97	74	54	36.63	11.76	57.36	100	0	P	V
Remark	1. No other spurious found. 2. All results are PASS against Peak and Average limit line.												

2.4GHz 2400~2483.5MHz

WIFI 802.11n HT20 (Band Edge @ 3m)

WIFI Ant. 1	Note	Frequency (MHz)	Level (dBμV/m)	Over Limit (dB)	Limit Line (dBμV/m)	Read Level (dBμV)	Antenna Factor (dB/m)	Path Loss (dB)	Preamp Factor (dB)	Ant Pos (cm)	Table Pos (deg)	Peak Avg. (P/A)	Pol. (H/V)
802.11n HT20 CH 01 2412MHz		2389.8	63.61	-10.39	74	50.78	27.82	16.16	31.15	107	85	P	H
		2390	50.5	-3.5	54	37.67	27.82	16.16	31.15	107	85	A	H
	*	2412	107.27	-	-	94.42	27.8	16.18	31.13	107	85	P	H
	*	2412	99.62	-	-	86.77	27.8	16.18	31.13	107	85	A	H
		2390	68.04	-5.96	74	55.21	27.82	16.16	31.15	300	76	P	V
		2390	49.88	-4.12	54	37.05	27.82	16.16	31.15	300	76	A	V
	*	2412	106.25	-	-	93.4	27.8	16.18	31.13	300	76	P	V
	*	2412	98.76	-	-	85.91	27.8	16.18	31.13	300	76	A	V
802.11n HT20 CH 06 2437MHz		2361.38	55.54	-18.46	74	42.7	27.88	16.12	31.16	100	82	P	H
		2388.26	44.91	-9.09	54	32.09	27.82	16.15	31.15	100	82	A	H
	*	2437	106.84	-	-	93.95	27.8	16.21	31.12	100	82	P	H
	*	2437	99.3	-	-	86.41	27.8	16.21	31.12	100	82	A	H
		2484.67	54.34	-19.66	74	41.46	27.73	16.25	31.1	100	82	P	H
		2483.76	44.46	-9.54	54	31.58	27.73	16.25	31.1	100	82	A	H
		2357.6	56.35	-17.65	74	43.52	27.88	16.11	31.16	334	75	P	V
		2388.82	45.05	-8.95	54	32.22	27.82	16.16	31.15	334	75	A	V
	*	2437	107.41	-	-	94.52	27.8	16.21	31.12	334	75	P	V
	*	2437	100.07	-	-	87.18	27.8	16.21	31.12	334	75	A	V
		2487.75	55.23	-18.77	74	42.35	27.72	16.26	31.1	334	75	P	V
		2483.62	44.64	-9.36	54	31.76	27.73	16.25	31.1	334	75	A	V

802.11n HT20 CH 11 2462MHz	*	2462	106.86	-	-	93.96	27.78	16.23	31.11	100	97	P	H
	*	2462	98.99	-	-	86.09	27.78	16.23	31.11	100	97	A	H
		2484.04	60.97	-13.03	74	48.09	27.73	16.25	31.1	100	97	P	H
		2483.52	47.33	-6.67	54	34.45	27.73	16.25	31.1	100	97	A	H
	*	2462	108.14	-	-	95.24	27.78	16.23	31.11	384	75	P	V
	*	2462	100.47	-	-	87.57	27.78	16.23	31.11	384	75	A	V
		2483.88	63.12	-10.88	74	50.24	27.73	16.25	31.1	384	75	P	V
		2483.52	49.01	-4.99	54	36.13	27.73	16.25	31.1	384	75	A	V
Remark	1. No other spurious found. 2. All results are PASS against Peak and Average limit line.												

WIFI Ant. 1	Note	Frequency (MHz)	Level (dBμV/m)	Over Limit (dB)	Limit Line (dBμV/m)	Read Level (dBμV)	Antenna Factor (dB/m)	Path Loss (dB)	Preamp Factor (dB)	Ant Pos (cm)	Table Pos (deg)	Peak Avg. (P/A)	Pol. (H/V)
802.11n HT20 CH 12 2467MHz	*	2467	105.29	-	-	92.39	27.77	16.24	31.11	123	82	P	H
	*	2467	97.88	-	-	84.98	27.77	16.24	31.11	123	82	A	H
		2484.24	63.9	-10.1	74	51.02	27.73	16.25	31.1	123	82	P	H
		2483.52	50.32	-3.68	54	37.44	27.73	16.25	31.1	123	82	A	H
	*	2467	107.66	-	-	94.76	27.77	16.24	31.11	372	73	P	V
	*	2467	100.13	-	-	87.23	27.77	16.24	31.11	372	73	A	V
		2483.6	67.8	-6.2	74	54.92	27.73	16.25	31.1	372	73	P	V
		2483.52	53.37	-0.63	54	40.49	27.73	16.25	31.1	372	73	A	V
802.11n HT20 CH 13 2472MHz	*	2472	101.84	-	-	88.94	27.76	16.24	31.1	100	83	P	H
	*	2472	94.3	-	-	81.4	27.76	16.24	31.1	100	83	A	H
		2483.52	61.2	-12.8	74	48.32	27.73	16.25	31.1	100	83	P	H
		2483.52	50.91	-3.09	54	38.03	27.73	16.25	31.1	100	83	A	H
	*	2472	104.02	-	-	91.12	27.76	16.24	31.1	372	73	P	V
	*	2472	96.66	-	-	83.76	27.76	16.24	31.1	372	73	A	V
		2483.92	64.57	-9.43	74	51.69	27.73	16.25	31.1	372	73	P	V
		2483.52	53.47	-0.53	54	40.59	27.73	16.25	31.1	372	73	A	V
Remark	1. No other spurious found. 2. All results are PASS against Peak and Average limit line.												

2.4GHz 2400~2483.5MHz

WIFI 802.11n HT20 (Harmonic @ 3m)

WIFI Ant. 1	Note	Frequency (MHz)	Level (dBμV/m)	Over Limit (dB)	Limit Line (dBμV/m)	Read Level (dBμV)	Antenna Factor (dB/m)	Path Loss (dB)	Preamp Factor (dB)	Ant Pos (cm)	Table Pos (deg)	Peak Avg. (P/A)	Pol. (H/V)
802.11n HT20 CH 01 2412MHz		4824	39.82	-34.18	74	56.9	31.4	9.63	58.11	100	0	P	H
		4824	37.1	-36.9	74	54.18	31.4	9.63	58.11	100	0	P	V
802.11n HT20 CH 06 2437MHz		4874	39.98	-34.02	74	57.01	31.45	9.64	58.12	100	0	P	H
		7311	44.18	-29.82	74	53.21	36.78	11.69	57.5	100	0	P	H
		4874	37.15	-36.85	74	54.18	31.45	9.64	58.12	100	0	P	V
		7311	43.36	-30.64	74	52.39	36.78	11.69	57.5	100	0	P	V
802.11n HT20 CH 11 2462MHz		4924	39.16	-34.84	74	56.24	31.4	9.65	58.13	100	0	P	H
		7386	42.84	-31.16	74	51.87	36.63	11.74	57.4	100	0	P	H
		4924	37.06	-36.94	74	54.14	31.4	9.65	58.13	100	0	P	V
		7386	42.44	-31.56	74	51.47	36.63	11.74	57.4	100	0	P	V
Remark	1. No other spurious found. 2. All results are PASS against Peak and Average limit line.												

WIFI Ant. 1	Note	Frequency (MHz)	Level (dBμV/m)	Over Limit (dB)	Limit Line (dBμV/m)	Read Level (dBμV)	Antenna Factor (dB/m)	Path Loss (dB)	Preamp Factor (dB)	Ant Pos (cm)	Table Pos (deg)	Peak Avg. (P/A)	Pol. (H/V)
802.11n		4934	39.6	-34.4	74	56.7	31.4	9.64	58.14	100	0	P	H
HT20		7401	43.7	-30.3	74	52.73	36.6	11.75	57.38	100	0	P	H
CH 12		4934	37.75	-36.25	74	54.85	31.4	9.64	58.14	100	0	P	V
2467MHz		7401	43.24	-30.76	74	52.27	36.6	11.75	57.38	100	0	P	V
802.11n		4944	36.85	-37.15	74	53.94	31.4	9.65	58.14	100	0	P	H
HT20		7416	44.31	-29.69	74	53.28	36.63	11.76	57.36	100	0	P	H
CH 13		4944	37.19	-36.81	74	54.28	31.4	9.65	58.14	100	0	P	V
2472MHz		7416	43.93	-30.07	74	52.9	36.63	11.76	57.36	100	0	P	V
Remark	1. No other spurious found. 2. All results are PASS against Peak and Average limit line.												

2.4GHz 2400~2483.5MHz

Emission below 1GHz

2.4GHz WIFI 802.11n HT20 (LF)

WIFI Ant.	Note	Frequency	Level	Over Limit	Limit Line	Read Level	Antenna Factor	Path Loss	Preamp Factor	Ant Pos	Table Pos	Peak Avg.	Pol.
1		(MHz)	(dBμV/m)	(dB)	(dBμV/m)	(dBμV)	(dB/m)	(dB)	(dB)	(cm)	(deg)	(P/A)	(H/V)
2.4GHz 802.11n HT20 LF		30.97	22.8	-17.2	40	29.89	24.81	0.72	32.62	-	-	P	H
		101.78	21.62	-21.88	43.5	36.52	16.26	1.35	32.51	-	-	P	H
		215.27	20.26	-23.24	43.5	35.84	14.92	2	32.5	-	-	P	H
		399.57	25.59	-20.41	46	33.67	21.88	2.59	32.55	-	-	P	H
		713.85	35.7	-10.3	46	37.76	26.85	3.46	32.37	-	-	P	H
		745.86	36.64	-9.36	46	37.19	28.23	3.53	32.31	100	0	P	H
		32.91	25.94	-14.06	40	34.17	23.65	0.74	32.62	-	-	P	V
		77.53	16.81	-23.19	40	35.05	13.11	1.2	32.55	-	-	P	V
		204.6	17.11	-26.39	43.5	32.46	15.18	1.96	32.49	-	-	P	V
		262.8	19.79	-26.21	46	30.13	20	2.18	32.52	-	-	P	V
		567.38	27.72	-18.28	46	30.79	26.35	3.17	32.59	-	-	P	V
		721.61	35.19	-10.81	46	36.82	27.26	3.47	32.36	100	0	P	V
Remark	1. No other spurious found. 2. All results are PASS against limit line.												

2.4GHz 2400~2483.5MHz

WIFI 802.11b (Band Edge @ 3m)

WIFI Ant. 2	Note	Frequency (MHz)	Level (dBμV/m)	Over Limit (dB)	Limit Line (dBμV/m)	Read Level (dBμV)	Antenna Factor (dB/m)	Path Loss (dB)	Preamp Factor (dB)	Ant Pos (cm)	Table Pos (deg)	Peak Avg. (P/A)	Pol. (H/V)
802.11b CH 01 2412MHz		2354.73	54.92	-19.08	74	42.08	27.89	16.11	31.16	368	304	P	H
		2387.28	44	-10	54	31.17	27.83	16.15	31.15	368	304	A	H
	*	2412	106.7	-	-	93.85	27.8	16.18	31.13	368	304	P	H
	*	2412	103.55	-	-	90.7	27.8	16.18	31.13	368	304	A	H
		2374.68	54.52	-19.48	74	41.68	27.85	16.14	31.15	381	222	P	V
		2387.49	44.12	-9.88	54	31.29	27.83	16.15	31.15	381	222	A	V
	*	2412	105.87	-	-	93.02	27.8	16.18	31.13	381	222	P	V
	*	2412	102.76	-	-	89.91	27.8	16.18	31.13	381	222	A	V
802.11b CH 06 2437MHz		2389.52	54.43	-19.57	74	41.6	27.82	16.16	31.15	363	306	P	H
		2385.88	43.81	-10.19	54	30.98	27.83	16.15	31.15	363	306	A	H
	*	2437	104.5	-	-	91.61	27.8	16.21	31.12	363	306	P	H
	*	2437	101.57	-	-	88.68	27.8	16.21	31.12	363	306	A	H
		2497.97	54.75	-19.25	74	41.87	27.7	16.27	31.09	363	306	P	H
		2485.37	43.92	-10.08	54	31.03	27.73	16.26	31.1	363	306	A	H
		2358.86	54.88	-19.12	74	42.04	27.88	16.12	31.16	374	231	P	V
		2385.46	43.74	-10.26	54	30.91	27.83	16.15	31.15	374	231	A	V
	*	2437	105.22	-	-	92.33	27.8	16.21	31.12	374	231	P	V
	*	2437	102.19	-	-	89.3	27.8	16.21	31.12	374	231	A	V
		2491.11	56.04	-17.96	74	43.15	27.72	16.26	31.09	374	231	P	V
		2484.04	43.79	-10.21	54	30.91	27.73	16.25	31.1	374	231	A	V

802.11b CH 11 2462MHz	*	2462	104.23	-	-	91.33	27.78	16.23	31.11	352	302	P	H
	*	2462	101.14	-	-	88.24	27.78	16.23	31.11	352	302	A	H
		2489.24	55.01	-18.99	74	42.13	27.72	16.26	31.1	352	302	P	H
		2486.4	43.96	-10.04	54	31.07	27.73	16.26	31.1	352	302	A	H
	*	2462	103.97	-	-	91.07	27.78	16.23	31.11	368	221	P	V
	*	2462	100.92	-	-	88.02	27.78	16.23	31.11	368	221	A	V
		2485.72	54.02	-19.98	74	41.13	27.73	16.26	31.1	368	221	P	V
		2486.36	43.89	-10.11	54	31	27.73	16.26	31.1	368	221	A	V
Remark	1. No other spurious found. 2. All results are PASS against Peak and Average limit line.												

WIFI Ant. 2	Note	Frequency (MHz)	Level (dBμV/m)	Over Limit (dB)	Limit Line (dBμV/m)	Read Level (dBμV)	Antenna Factor (dB/m)	Path Loss (dB)	Preamp Factor (dB)	Ant Pos (cm)	Table Pos (deg)	Peak Avg. (P/A)	Pol. (H/V)
802.11b CH 12 2467MHz	*	2467	104.56	-	-	91.66	27.77	16.24	31.11	351	302	P	H
	*	2467	101.48	-	-	88.58	27.77	16.24	31.11	351	302	A	H
		2488.12	55.12	-18.88	74	42.24	27.72	16.26	31.1	351	302	P	H
		2483.88	46.09	-7.91	54	33.21	27.73	16.25	31.1	351	302	A	H
	*	2467	104.17	-	-	91.27	27.77	16.24	31.11	400	229	P	V
	*	2467	101.22	-	-	88.32	27.77	16.24	31.11	400	229	A	V
		2484.2	55.42	-18.58	74	42.54	27.73	16.25	31.1	400	229	P	V
		2483.88	46.55	-7.45	54	33.67	27.73	16.25	31.1	400	229	A	V
802.11b CH 13 2472MHz	*	2472	104.33	-	-	91.43	27.76	16.24	31.1	350	298	P	H
	*	2472	101.27	-	-	88.37	27.76	16.24	31.1	350	298	A	H
		2484.4	57.58	-16.42	74	44.7	27.73	16.25	31.1	350	298	P	H
		2484.64	49.42	-4.58	54	36.54	27.73	16.25	31.1	350	298	A	H
	*	2472	104.35	-	-	91.45	27.76	16.24	31.1	400	228	P	V
	*	2472	101.33	-	-	88.43	27.76	16.24	31.1	400	228	A	V
		2484.68	57.35	-16.65	74	44.47	27.73	16.25	31.1	400	228	P	V
		2484.64	50.11	-3.89	54	37.23	27.73	16.25	31.1	400	228	A	V
Remark	1. No other spurious found. 2. All results are PASS against Peak and Average limit line.												

2.4GHz 2400~2483.5MHz

WIFI 802.11b (Harmonic @ 3m)

WIFI Ant. 2	Note	Frequency (MHz)	Level (dBμV/m)	Over Limit (dB)	Limit Line (dBμV/m)	Read Level (dBμV)	Antenna Factor (dB/m)	Path Loss (dB)	Preamp Factor (dB)	Ant Pos (cm)	Table Pos (deg)	Peak Avg. (P/A)	Pol. (H/V)
802.11b CH 01 2412MHz		4824	50.92	-23.08	74	68	31.4	9.63	58.11	100	72	P	H
		4824	48.33	-5.67	54	65.41	31.4	9.63	58.11	100	72	A	H
		4824	46.81	-27.19	74	63.89	31.4	9.63	58.11	100	0	P	V
802.11b CH 06 2437MHz		4874	46.93	-27.07	74	63.96	31.45	9.64	58.12	100	0	P	H
		7311	43.53	-30.47	74	52.56	36.78	11.69	57.5	100	0	P	H
		4874	44.72	-29.28	74	61.75	31.45	9.64	58.12	100	0	P	V
		7311	43.83	-30.17	74	52.86	36.78	11.69	57.5	100	0	P	V
802.11b CH 11 2462MHz		4924	43.65	-30.35	74	60.73	31.4	9.65	58.13	100	0	P	H
		7386	43.18	-30.82	74	52.21	36.63	11.74	57.4	100	0	P	H
		4924	42.71	-31.29	74	59.79	31.4	9.65	58.13	100	0	P	V
		7386	43.62	-30.38	74	52.65	36.63	11.74	57.4	100	0	P	V
Remark	1. No other spurious found. 2. All results are PASS against Peak and Average limit line.												

WIFI Ant. 2	Note	Frequency (MHz)	Level (dBμV/m)	Over Limit (dB)	Limit Line (dBμV/m)	Read Level (dBμV)	Antenna Factor (dB/m)	Path Loss (dB)	Preamp Factor (dB)	Ant Pos (cm)	Table Pos (deg)	Peak Avg. (P/A)	Pol. (H/V)
802.11b CH 12 2467MHz		4934	43.63	-30.37	74	60.73	31.4	9.64	58.14	100	0	P	H
		7401	44.6	-29.4	74	53.63	36.6	11.75	57.38	100	0	P	H
		4934	42.41	-31.59	74	59.51	31.4	9.64	58.14	100	0	P	V
		7401	44.28	-29.72	74	53.31	36.6	11.75	57.38	100	0	P	V
802.11b CH 13 2472MHz		4944	44.11	-29.89	74	61.2	31.4	9.65	58.14	100	0	P	H
		7416	44.26	-29.74	74	53.23	36.63	11.76	57.36	100	0	P	H
		4944	42.86	-31.14	74	59.95	31.4	9.65	58.14	100	0	P	V
		7416	44.49	-29.51	74	53.46	36.63	11.76	57.36	100	0	P	V
Remark	1. No other spurious found. 2. All results are PASS against Peak and Average limit line.												

2.4GHz 2400~2483.5MHz

WIFI 802.11g (Band Edge @ 3m)

WIFI Ant. 2	Note	Frequency (MHz)	Level (dBµV/m)	Over Limit (dB)	Limit Line (dBµV/m)	Read Level (dBµV)	Antenna Factor (dB/m)	Path Loss (dB)	Preamp Factor (dB)	Ant Pos (cm)	Table Pos (deg)	Peak Avg. (P/A)	Pol. (H/V)
802.11g CH 01 2412MHz		2388.435	69.12	-4.88	74	56.3	27.82	16.15	31.15	369	300	P	H
		2390	47.48	-6.52	54	34.65	27.82	16.16	31.15	369	300	A	H
	*	2412	107.62	-	-	94.77	27.8	16.18	31.13	369	300	P	H
	*	2412	100.08	-	-	87.23	27.8	16.18	31.13	369	300	A	H
		2388.435	69.89	-4.11	74	57.07	27.82	16.15	31.15	383	221	P	V
		2389.905	47.81	-6.19	54	34.98	27.82	16.16	31.15	383	221	A	V
	*	2412	106.84	-	-	93.99	27.8	16.18	31.13	383	221	P	V
	*	2412	99.13	-	-	86.28	27.8	16.18	31.13	383	221	A	V
802.11g CH 06 2437MHz		2382.66	54.83	-19.17	74	42	27.83	16.15	31.15	361	303	P	H
		2389.94	43.76	-10.24	54	30.93	27.82	16.16	31.15	361	303	A	H
	*	2437	105.87	-	-	92.98	27.8	16.21	31.12	361	303	P	H
	*	2437	98.86	-	-	85.97	27.8	16.21	31.12	361	303	A	H
		2490.9	55.16	-18.84	74	42.27	27.72	16.26	31.09	361	303	P	H
		2484.04	44.36	-9.64	54	31.48	27.73	16.25	31.1	361	303	A	H
		2311.54	55.41	-18.59	74	42.63	27.9	16.06	31.18	374	224	P	V
		2389.8	43.79	-10.21	54	30.96	27.82	16.16	31.15	374	224	A	V
	*	2437	106.2	-	-	93.31	27.8	16.21	31.12	374	224	P	V
	*	2437	98.56	-	-	85.67	27.8	16.21	31.12	374	224	A	V
		2485.23	54.73	-19.27	74	41.84	27.73	16.26	31.1	374	224	P	V
		2483.5	44.02	-9.98	54	31.14	27.73	16.25	31.1	374	224	A	V

802.11g CH 11 2462MHz	*	2462	105.99	-	-	93.09	27.78	16.23	31.11	353	298	P	H
	*	2462	98.54	-	-	85.64	27.78	16.23	31.11	353	298	A	H
		2483.64	63.39	-10.61	74	50.51	27.73	16.25	31.1	353	298	P	H
		2483.52	48.55	-5.45	54	35.67	27.73	16.25	31.1	353	298	A	H
	*	2462	105.4	-	-	92.5	27.78	16.23	31.11	368	221	P	V
	*	2462	98.05	-	-	85.15	27.78	16.23	31.11	368	221	A	V
		2483.52	61.6	-12.4	74	48.72	27.73	16.25	31.1	368	221	P	V
		2483.52	47.62	-6.38	54	34.74	27.73	16.25	31.1	368	221	A	V
Remark	1. No other spurious found. 2. All results are PASS against Peak and Average limit line.												

WIFI Ant. 2	Note	Frequency (MHz)	Level (dBμV/m)	Over Limit (dB)	Limit Line (dBμV/m)	Read Level (dBμV)	Antenna Factor (dB/m)	Path Loss (dB)	Preamp Factor (dB)	Ant Pos (cm)	Table Pos (deg)	Peak Avg. (P/A)	Pol. (H/V)
802.11g CH 12 2467MHz	*	2467	104.6	-	-	91.7	27.77	16.24	31.11	354	297	P	H
	*	2467	97.18	-	-	84.28	27.77	16.24	31.11	354	297	A	H
		2485.4	68.35	-5.65	74	55.46	27.73	16.26	31.1	354	297	P	H
		2483.52	50.41	-3.59	54	37.53	27.73	16.25	31.1	354	297	A	H
	*	2467	103.26	-	-	90.36	27.77	16.24	31.11	400	219	P	V
	*	2467	95.86	-	-	82.96	27.77	16.24	31.11	400	219	A	V
		2484.2	67.66	-6.34	74	54.78	27.73	16.25	31.1	400	219	P	V
		2483.52	50.7	-3.3	54	37.82	27.73	16.25	31.1	400	219	A	V
802.11g CH 13 2472MHz	*	2472	103.17	-	-	90.27	27.76	16.24	31.1	354	300	P	H
	*	2472	95.62	-	-	82.72	27.76	16.24	31.1	354	300	A	H
		2484.16	67.76	-6.24	74	54.88	27.73	16.25	31.1	354	300	P	H
		2484.12	51.52	-2.48	54	38.64	27.73	16.25	31.1	354	300	A	H
	*	2472	103.2	-	-	90.3	27.76	16.24	31.1	400	223	P	V
	*	2472	95.64	-	-	82.74	27.76	16.24	31.1	400	223	A	V
		2484.56	67.2	-6.8	74	54.32	27.73	16.25	31.1	400	223	P	V
		2484.12	52.85	-1.15	54	39.97	27.73	16.25	31.1	400	223	A	V
Remark	1. No other spurious found. 2. All results are PASS against Peak and Average limit line.												

2.4GHz 2400~2483.5MHz

WIFI 802.11g (Harmonic @ 3m)

WIFI Ant. 2	Note	Frequency (MHz)	Level (dBμV/m)	Over Limit (dB)	Limit Line (dBμV/m)	Read Level (dBμV)	Antenna Factor (dB/m)	Path Loss (dB)	Preamp Factor (dB)	Ant Pos (cm)	Table Pos (deg)	Peak Avg. (P/A)	Pol. (H/V)
802.11g CH 01 2412MHz		4824	42.06	-31.94	74	59.14	31.4	9.63	58.11	100	0	P	H
		4824	39.39	-34.61	74	56.47	31.4	9.63	58.11	100	0	P	V
802.11g CH 06 2437MHz		4874	39.89	-34.11	74	56.92	31.45	9.64	58.12	100	0	P	H
		7311	43.65	-30.35	74	52.68	36.78	11.69	57.5	100	0	P	H
		4874	39.95	-34.05	74	56.98	31.45	9.64	58.12	100	0	P	V
		7311	45.43	-28.57	74	54.46	36.78	11.69	57.5	100	0	P	V
802.11g CH 11 2462MHz		4924	37.14	-36.86	74	54.22	31.4	9.65	58.13	100	0	P	H
		7386	43.67	-30.33	74	52.7	36.63	11.74	57.4	100	0	P	H
		4924	38.5	-35.5	74	55.58	31.4	9.65	58.13	100	0	P	V
		7386	43.93	-30.07	74	52.96	36.63	11.74	57.4	100	0	P	V
Remark	1. No other spurious found. 2. All results are PASS against Peak and Average limit line.												

WIFI Ant. 2	Note	Frequency (MHz)	Level (dBμV/m)	Over Limit (dB)	Limit Line (dBμV/m)	Read Level (dBμV)	Antenna Factor (dB/m)	Path Loss (dB)	Preamp Factor (dB)	Ant Pos (cm)	Table Pos (deg)	Peak Avg. (P/A)	Pol. (H/V)
802.11g CH 12 2467MHz		4934	37.31	-36.69	74	54.41	31.4	9.64	58.14	100	0	P	H
		7401	44.57	-29.43	74	53.6	36.6	11.75	57.38	100	0	P	H
		4934	38.7	-35.3	74	55.8	31.4	9.64	58.14	100	0	P	V
		7401	44.16	-29.84	74	53.19	36.6	11.75	57.38	100	0	P	V
802.11g CH 13 2472MHz		4944	37.95	-36.05	74	55.04	31.4	9.65	58.14	100	0	P	H
		7416	44.1	-29.9	74	53.07	36.63	11.76	57.36	100	0	P	H
		4944	37.76	-36.24	74	54.85	31.4	9.65	58.14	100	0	P	V
		7416	44.73	-29.27	74	53.7	36.63	11.76	57.36	100	0	P	V
Remark	1. No other spurious found. 2. All results are PASS against Peak and Average limit line.												

2.4GHz 2400~2483.5MHz

WIFI 802.11n HT20 (Band Edge @ 3m)

WIFI Ant. 2	Note	Frequency (MHz)	Level (dBμV/m)	Over Limit (dB)	Limit Line (dBμV/m)	Read Level (dBμV)	Antenna Factor (dB/m)	Path Loss (dB)	Preamp Factor (dB)	Ant Pos (cm)	Table Pos (deg)	Peak Avg. (P/A)	Pol. (H/V)
802.11n HT20 CH 01 2412MHz		2389.59	60.48	-13.52	74	47.65	27.82	16.16	31.15	376	308	P	H
		2390	47.04	-6.96	54	34.21	27.82	16.16	31.15	376	308	A	H
	*	2412	104.93	-	-	92.08	27.8	16.18	31.13	376	308	P	H
	*	2412	97.41	-	-	84.56	27.8	16.18	31.13	376	308	A	H
		2389.38	61.51	-12.49	74	48.68	27.82	16.16	31.15	382	230	P	V
		2390	47.14	-6.86	54	34.31	27.82	16.16	31.15	382	230	A	V
	*	2412	105.51	-	-	92.66	27.8	16.18	31.13	382	230	P	V
	*	2412	98.04	-	-	85.19	27.8	16.18	31.13	382	230	A	V
802.11n HT20 CH 06 2437MHz		2337.72	54.42	-19.58	74	41.6	27.9	16.09	31.17	366	309	P	H
		2389.94	44	-10	54	31.17	27.82	16.16	31.15	366	309	A	H
	*	2437	105.04	-	-	92.15	27.8	16.21	31.12	366	309	P	H
	*	2437	97.45	-	-	84.56	27.8	16.21	31.12	366	309	A	H
		2494.54	54.26	-19.74	74	41.38	27.71	16.26	31.09	366	309	P	H
		2483.5	44.21	-9.79	54	31.33	27.73	16.25	31.1	366	309	A	H
		2323.44	54.67	-19.33	74	41.88	27.9	16.07	31.18	374	230	P	V
		2388.12	43.89	-10.11	54	31.07	27.82	16.15	31.15	374	230	A	V
	*	2437	106.02	-	-	93.13	27.8	16.21	31.12	374	230	P	V
	*	2437	98.28	-	-	85.39	27.8	16.21	31.12	374	230	A	V
		2499.65	54.63	-19.37	74	41.75	27.7	16.27	31.09	374	230	P	V
		2483.5	44.23	-9.77	54	31.35	27.73	16.25	31.1	374	230	A	V

802.11n HT20 CH 11 2462MHz	*	2462	104.91	-	-	92.01	27.78	16.23	31.11	352	303	P	H
	*	2462	97.53	-	-	84.63	27.78	16.23	31.11	352	303	A	H
		2483.68	64.11	-9.89	74	51.23	27.73	16.25	31.1	352	303	P	H
		2483.52	48.8	-5.2	54	35.92	27.73	16.25	31.1	352	303	A	H
	*	2462	105.02	-	-	92.12	27.78	16.23	31.11	367	219	P	V
	*	2462	97.63	-	-	84.73	27.78	16.23	31.11	367	219	A	V
		2483.6	60.81	-13.19	74	47.93	27.73	16.25	31.1	367	219	P	V
		2483.52	48.34	-5.66	54	35.46	27.73	16.25	31.1	367	219	A	V
Remark	1. No other spurious found. 2. All results are PASS against Peak and Average limit line.												

WIFI Ant. 2	Note	Frequency (MHz)	Level (dBμV/m)	Over Limit (dB)	Limit Line (dBμV/m)	Read Level (dBμV)	Antenna Factor (dB/m)	Path Loss (dB)	Preamp Factor (dB)	Ant Pos (cm)	Table Pos (deg)	Peak Avg. (P/A)	Pol. (H/V)
802.11n HT20 CH 12 2467MHz	*	2467	103.43	-	-	90.53	27.77	16.24	31.11	400	300	P	H
	*	2467	96	-	-	83.1	27.77	16.24	31.11	400	300	A	H
		2483.6	66.92	-7.08	74	54.04	27.73	16.25	31.1	400	300	P	H
		2483.52	49.43	-4.57	54	36.55	27.73	16.25	31.1	400	300	A	H
	*	2467	103.47	-	-	90.57	27.77	16.24	31.11	400	229	P	V
	*	2467	96.05	-	-	83.15	27.77	16.24	31.11	400	229	A	V
		2484.48	66.83	-7.17	74	53.95	27.73	16.25	31.1	400	229	P	V
		2483.52	50.51	-3.49	54	37.63	27.73	16.25	31.1	400	229	A	V
802.11n HT20 CH 13 2472MHz	*	2472	101.98	-	-	89.08	27.76	16.24	31.1	392	305	P	H
	*	2472	94.35	-	-	81.45	27.76	16.24	31.1	392	305	A	H
		2484.08	65.92	-8.08	74	53.04	27.73	16.25	31.1	392	305	P	H
		2483.52	52.52	-1.48	54	39.64	27.73	16.25	31.1	392	305	A	H
	*	2472	102.28	-	-	89.38	27.76	16.24	31.1	400	230	P	V
	*	2472	95.04	-	-	82.14	27.76	16.24	31.1	400	230	A	V
		2483.92	67.18	-6.82	74	54.3	27.73	16.25	31.1	400	230	P	V
		2483.52	53.33	-0.67	54	40.45	27.73	16.25	31.1	400	230	A	V
Remark	1. No other spurious found. 2. All results are PASS against Peak and Average limit line.												

2.4GHz 2400~2483.5MHz

WIFI 802.11n HT20 (Harmonic @ 3m)

WIFI Ant. 2	Note	Frequency (MHz)	Level (dBµV/m)	Over Limit (dB)	Limit Line (dBµV/m)	Read Level (dBµV)	Antenna Factor (dB/m)	Path Loss (dB)	Preamp Factor (dB)	Ant Pos (cm)	Table Pos (deg)	Peak Avg. (P/A)	Pol. (H/V)
802.11n HT20 CH 01 2412MHz		4824	41.6	-32.4	74	58.68	31.4	9.63	58.11	100	0	P	H
		4824	40.26	-33.74	74	57.34	31.4	9.63	58.11	100	0	P	V
802.11n HT20 CH 06 2437MHz		4874	38.59	-35.41	74	55.62	31.45	9.64	58.12	100	0	P	H
		7311	43.79	-30.21	74	52.82	36.78	11.69	57.5	100	0	P	H
		4874	38.36	-35.64	74	55.39	31.45	9.64	58.12	100	0	P	V
		7311	43.85	-30.15	74	52.88	36.78	11.69	57.5	100	0	P	V
802.11n HT20 CH 11 2462MHz		4924	37.8	-36.2	74	54.88	31.4	9.65	58.13	100	0	P	H
		7386	44.02	-29.98	74	53.05	36.63	11.74	57.4	100	0	P	H
		4924	37.15	-36.85	74	54.23	31.4	9.65	58.13	100	0	P	V
		7386	43.78	-30.22	74	52.81	36.63	11.74	57.4	100	0	P	V
Remark	1. No other spurious found. 2. All results are PASS against Peak and Average limit line.												

WIFI Ant. 2	Note	Frequency (MHz)	Level (dBμV/m)	Over Limit (dB)	Limit Line (dBμV/m)	Read Level (dBμV)	Antenna Factor (dB/m)	Path Loss (dB)	Preamp Factor (dB)	Ant Pos (cm)	Table Pos (deg)	Peak Avg. (P/A)	Pol. (H/V)
802.11n		4934	37.27	-36.73	74	54.37	31.4	9.64	58.14	100	0	P	H
HT20		7401	44.82	-29.18	74	53.85	36.6	11.75	57.38	100	0	P	H
CH 12		4934	37.46	-36.54	74	54.56	31.4	9.64	58.14	100	0	P	V
2467MHz		7401	43.67	-30.33	74	52.7	36.6	11.75	57.38	100	0	P	V
802.11n		4944	37.78	-36.22	74	54.87	31.4	9.65	58.14	100	0	P	H
HT20		7416	43.63	-30.37	74	52.6	36.63	11.76	57.36	100	0	P	H
CH 13		4944	37.96	-36.04	74	55.05	31.4	9.65	58.14	100	0	P	V
2472MHz		7416	44.84	-29.16	74	53.81	36.63	11.76	57.36	100	0	P	V
Remark	1. No other spurious found. 2. All results are PASS against Peak and Average limit line.												

2.4GHz 2400~2483.5MHz

Emission below 1GHz

2.4GHz WIFI 802.11n HT20 (LF)

WIFI Ant.	Note	Frequency	Level	Over Limit	Limit Line	Read Level	Antenna Factor	Path Loss	Preamp Factor	Ant Pos	Table Pos	Peak Avg.	Pol.
2		(MHz)	(dBμV/m)	(dB)	(dBμV/m)	(dBμV)	(dB/m)	(dB)	(dB)	(cm)	(deg)	(P/A)	(H/V)
2.4GHz 802.11n HT20 LF		30.97	22.75	-17.25	40	29.84	24.81	0.72	32.62	-	-	P	H
		55.22	21.68	-18.32	40	40.79	12.48	0.99	32.58	-	-	P	H
		87.23	21.29	-18.71	40	38.22	14.32	1.28	32.53	-	-	P	H
		98.87	21.73	-21.77	43.5	37.12	15.79	1.33	32.51	-	-	P	H
		399.57	26.84	-19.16	46	34.92	21.88	2.59	32.55	-	-	P	H
		824.43	34.56	-11.44	46	34.68	28.19	3.76	32.07	100	0	P	H
		32.91	27.12	-12.88	40	35.35	23.65	0.74	32.62	-	-	P	V
		55.22	21.48	-18.52	40	40.59	12.48	0.99	32.58	-	-	P	V
		75.59	25.95	-14.05	40	44.36	12.96	1.18	32.55	-	-	P	V
		394.72	23.84	-22.16	46	32.13	21.69	2.57	32.55	-	-	P	V
		824.43	35.32	-10.68	46	35.44	28.19	3.76	32.07	-	-	P	V
		900.09	35.86	-10.14	46	34.64	28.9	3.97	31.65	100	0	P	V
Remark	1. No other spurious found. 2. All results are PASS against limit line.												

<EUT with Wireless Charger Mode>

2.4GHz 2400~2483.5MHz

WIFI 802.11n HT20 (Band Edge @ 3m)

WIFI Ant.	Note	Frequency	Level	Over Limit	Limit Line	Read Level	Antenna Factor	Path Loss	Preamp Factor	Ant Pos	Table Pos	Peak Avg.	Pol.
1		(MHz)	(dBµV/m)	(dB)	(dBµV/m)	(dBµV)	(dB/m)	(dB)	(dB)	(cm)	(deg)	(P/A)	(H/V)
802.11n HT20 CH 13 2472MHz	*	2472	101.86	-	-	88.96	27.76	16.24	31.1	100	203	P	H
	*	2472	94.21	-	-	81.31	27.76	16.24	31.1	100	203	A	H
		2483.88	65.09	-8.91	74	52.21	27.73	16.25	31.1	100	203	P	H
		2483.52	50.88	-3.12	54	38	27.73	16.25	31.1	100	203	A	H
	*	2472	102.34	-	-	89.44	27.76	16.24	31.1	270	17	P	V
	*	2472	94.83	-	-	81.93	27.76	16.24	31.1	270	17	A	V
		2483.96	63.09	-10.91	74	50.21	27.73	16.25	31.1	270	17	P	V
		2483.52	50.56	-3.44	54	37.68	27.73	16.25	31.1	270	17	A	V
Remark	1. No other spurious found. 2. All results are PASS against Peak and Average limit line.												

2.4GHz 2400~2483.5MHz

WIFI 802.11n HT20 (Harmonic @ 3m)

WIFI Ant. 1	Note	Frequency (MHz)	Level (dBμV/m)	Over Limit (dB)	Limit Line (dBμV/m)	Read Level (dBμV)	Antenna Factor (dB/m)	Path Loss (dB)	Preamp Factor (dB)	Ant Pos (cm)	Table Pos (deg)	Peak Avg. (P/A)	Pol. (H/V)
802.11n		4944	38.79	-35.21	74	55.88	31.4	9.65	58.14	100	0	P	H
HT20		7416	45.2	-28.8	74	54.17	36.63	11.76	57.36	100	0	P	H
CH 13		4944	38.65	-35.35	74	55.74	31.4	9.65	58.14	100	0	P	V
2472MHz		7416	45.09	-28.91	74	54.06	36.63	11.76	57.36	100	0	P	V
Remark	1. No other spurious found. 2. All results are PASS against Peak and Average limit line.												

2.4GHz 2400~2483.5MHz

Emission below 1GHz

2.4GHz WIFI 802.11n HT20 (LF)

WIFI Ant.	Note	Frequency	Level	Over Limit	Limit Line	Read Level	Antenna Factor	Path Loss	Preamp Factor	Ant Pos	Table Pos	Peak Avg.	Pol.
1		(MHz)	(dBμV/m)	(dB)	(dBμV/m)	(dBμV)	(dB/m)	(dB)	(dB)	(cm)	(deg)	(P/A)	(H/V)
2.4GHz 802.11n HT20 LF		61.04	30.07	-9.93	40	49.69	11.89	1.06	32.57	100	0	P	H
		99.84	25.7	-17.8	43.5	40.9	15.97	1.34	32.51	-	-	P	H
		219.15	22.12	-23.88	46	37.37	15.23	2.02	32.5	-	-	P	H
		338.46	25.23	-20.77	46	35.31	20.07	2.39	32.54	-	-	P	H
		736.16	30.82	-15.18	46	31.7	27.95	3.5	32.33	-	-	P	H
		877.78	32.07	-13.93	46	30.93	29	3.91	31.77	-	-	P	H
		38.73	38.68	-1.32	40	49.78	20.71	0.8	32.61	100	91	QP	V
		66.86	30.36	-9.64	40	49.75	12.06	1.11	32.56	-	-	P	V
		100.81	23.19	-20.31	43.5	38.28	16.08	1.34	32.51	-	-	P	V
		220.12	20.36	-25.64	46	35.53	15.31	2.02	32.5	-	-	P	V
		564.47	27.26	-18.74	46	30.3	26.39	3.16	32.59	-	-	P	V
		893.3	32.01	-13.99	46	30.92	28.83	3.95	31.69	--	-	P	V
Remark	1. No other spurious found. 2. All results are PASS against limit line.												

2.4GHz 2400~2483.5MHz

WIFI 802.11n HT20 (Band Edge @ 3m)

WIFI Ant. 2	Note	Frequency (MHz)	Level (dBμV/m)	Over Limit (dB)	Limit Line (dBμV/m)	Read Level (dBμV)	Antenna Factor (dB/m)	Path Loss (dB)	Preamp Factor (dB)	Ant Pos (cm)	Table Pos (deg)	Peak Avg. (P/A)	Pol. (H/V)
802.11n HT20 CH 13 2472MHz	*	2472	99.9	-	-	87	27.76	16.24	31.1	169	9	P	H
	*	2472	92.3	-	-	79.4	27.76	16.24	31.1	169	9	A	H
		2484.28	61.22	-12.78	74	48.34	27.73	16.25	31.1	169	9	P	H
		2483.52	49.4	-4.6	54	36.52	27.73	16.25	31.1	169	9	A	H
	*	2472	100.85	-	-	87.95	27.76	16.24	31.1	123	223	P	V
	*	2472	93.39	-	-	80.49	27.76	16.24	31.1	123	223	A	V
		2483.64	64.69	-9.31	74	51.81	27.73	16.25	31.1	123	223	P	V
		2483.52	50.2	-3.8	54	37.32	27.73	16.25	31.1	123	223	A	V
Remark	1. No other spurious found. 2. All results are PASS against Peak and Average limit line.												

2.4GHz 2400~2483.5MHz

WIFI 802.11n HT20 (Harmonic @ 3m)

WIFI Ant. 2	Note	Frequency (MHz)	Level (dBμV/m)	Over Limit (dB)	Limit Line (dBμV/m)	Read Level (dBμV)	Antenna Factor (dB/m)	Path Loss (dB)	Preamp Factor (dB)	Ant Pos (cm)	Table Pos (deg)	Peak Avg. (P/A)	Pol. (H/V)
802.11n HT20 CH 13 2472MHz		4944	38.99	-35.01	74	56.08	31.4	9.65	58.14	100	0	P	H
		7416	45.79	-28.21	74	54.76	36.63	11.76	57.36	100	0	P	H
		4944	39.23	-34.77	74	56.32	31.4	9.65	58.14	100	0	P	V
		7416	44.88	-29.12	74	53.85	36.63	11.76	57.36	100	0	P	V
Remark	1. No other spurious found. 2. All results are PASS against Peak and Average limit line.												

2.4GHz 2400~2483.5MHz

Emission below 1GHz

2.4GHz WIFI 802.11n HT20 (LF)

WIFI Ant.	Note	Frequency	Level	Over Limit	Limit Line	Read Level	Antenna Factor	Path Loss	Preamp Factor	Ant Pos	Table Pos	Peak Avg.	Pol.
2		(MHz)	(dBµV/m)	(dB)	(dBµV/m)	(dBµV)	(dB/m)	(dB)	(dB)	(cm)	(deg)	(P/A)	(H/V)
2.4GHz 802.11n HT20 LF		62.01	30.85	-9.15	40	50.65	11.7	1.07	32.57	100	0	P	H
		79.47	27.07	-12.93	40	45	13.39	1.22	32.54	-	-	P	H
		154.16	23.11	-20.39	43.5	36.99	16.9	1.72	32.5	-	-	P	H
		337.49	26.7	-19.3	46	36.8	20.05	2.39	32.54	-	-	P	H
		572.23	28.05	-17.95	46	31.25	26.21	3.18	32.59	-	-	P	H
		886.51	31.77	-14.23	46	30.67	28.9	3.93	31.73	-	-	P	H
		38.73	39.11	-0.89	40	50.21	20.71	0.8	32.61	100	147	QP	V
		62.98	31.48	-8.52	40	51.17	11.8	1.08	32.57	-	-	P	V
		76.56	27.89	-12.11	40	46.25	13	1.19	32.55	-	-	P	V
		204.6	22.38	-21.12	43.5	37.73	15.18	1.96	32.49	-	-	P	V
		741.98	31.1	-14.9	46	31.76	28.14	3.52	32.32	-	-	P	V
		947.62	34.23	-11.77	46	30.64	30.76	4.07	31.24	-	-	P	V
Remark	1. No other spurious found. 2. All results are PASS against limit line.												

Note symbol

*	**Fundamental Frequency** which can be ignored. However, the level of any unwanted emissions shall not exceed the level of the fundamental frequency.
!	Test result is **over limit** line.
P/A	**P**eak or **A**verage
H/V	**H**orizontal or **V**ertical

A calculation example for radiated spurious emission is shown as below:

WIFI	Note	Frequency	Level	Over	Limit	Read	Antenna	Path	Preamp	Ant	Table	Peak	Pol.
Ant.				Limit	Line	Level	Factor	Loss	Factor	Pos	Pos	Avg.	
2		(MHz)	(dBμV/m)	(dB)	(dBμV/m)	(dBμV)	(dB/m)	(dB)	(dB)	(cm)	(deg)	(P/A)	(H/V)
802.11b CH 01 2412MHz		2390	55.45	-18.55	74	54.51	32.22	4.58	35.86	103	308	P	H
		2390	43.54	-10.46	54	42.6	32.22	4.58	35.86	103	308	A	H

1. Path Loss(dB) = Cable loss(dB) + Filter loss(dB) + Attenuator loss(dB)
2. Level(dBμV/m) = Antenna Factor(dB/m) + Path Loss(dB) + Read Level(dBμV) - Preamp Factor(dB)
3. Over Limit(dB) = Level(dBμV/m) – Limit Line(dBμV/m)

For Peak Limit @ 2390MHz:

1. Level(dBμV/m)

= Antenna Factor(dB/m) + Path Loss(dB) + Read Level(dBμV) - Preamp Factor(dB)

= 32.22(dB/m) + 4.58(dB) + 54.51(dBμV) – 35.86 (dB)

= 55.45 (dBμV/m)

2. Over Limit(dB)

= Level(dBμV/m) – Limit Line(dBμV/m)

= 55.45(dBμV/m) – 74(dBμV/m)

= -18.55(dB)

For Average Limit @ 2390MHz:

1. Level(dBμV/m)

= Antenna Factor(dB/m) + Path Loss(dB) + Read Level(dBμV) - Preamp Factor(dB)

= 32.22(dB/m) + 4.58(dB) + 42.6(dBμV) – 35.86 (dB)

= 43.54 (dBμV/m)

2. Over Limit(dB) = Level(dBμV/m) – Limit Line(dBμV/m)

= 43.54(dBμV/m) – 54(dBμV/m)

= -10.46(dB)

Both peak and average measured complies with the limit line, so test result is “PASS”.

Appendix D. Radiated Spurious Emission Plots

Test Engineer :	Leo Li, Mancy Chou and Bigshow Wang	**Temperature :**	24.2~24.4°C
		Relative Humidity :	54~63%

Note symbol

-L	**Low channel location**
-R	**High channel location**

<EUT with Adapter Mode>

2.4GHz 2400~2483.5MHz

WIFI 802.11b (Band Edge @ 3m)

WIFI	2.4GHz 2400~2483.5MHz Band Edge @ 3m	
ANT	802.11b CH01 2412MHz	
1	Horizontal	Fundamental
Peak	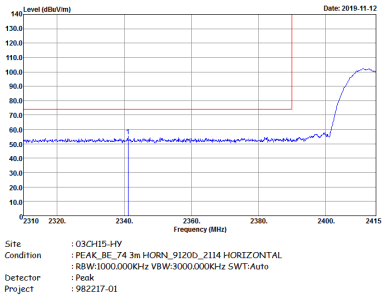	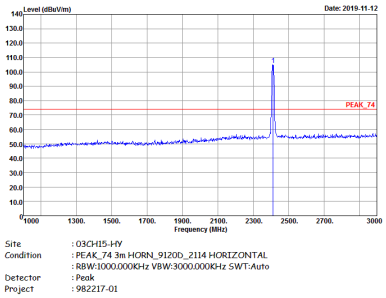
Avg.	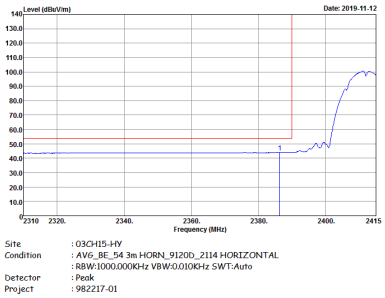	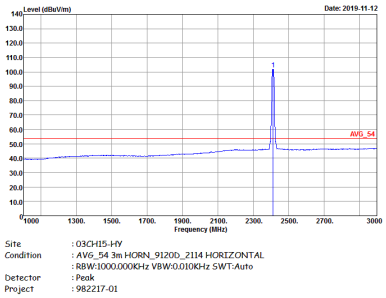

WIFI	2.4GHz 2400~2483.5MHz Band Edge @ 3m	
ANT	802.11b CH01 2412MHz	
1	Vertical	Fundamental
Peak	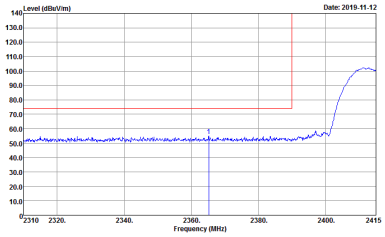	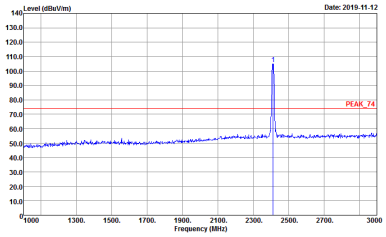
Avg.	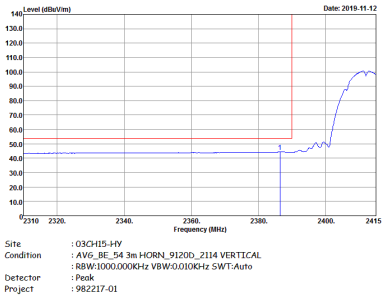	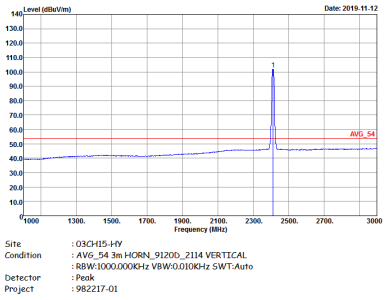

WIFI	2.4GHz 2400~2483.5MHz Band Edge @ 3m	
ANT	802.11b CH06 2437MHz - L	
1	Horizontal	Fundamental
Peak	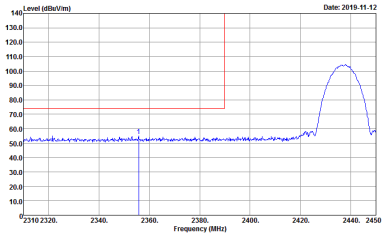 Site : 03CH15-HY Condition : PEAK_BE_74 3m HORN_9120D_2114 HORIZONTAL : RBW:1000.000KHz VBW:3000.000KHz SWT:Auto Detector : Peak Project : 982217-01	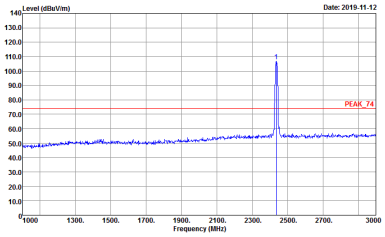 Site : 03CH15-HY Condition : PEAK_74 3m HORN_9120D_2114 HORIZONTAL : RBW:1000.000KHz VBW:3000.000KHz SWT:Auto Detector : Peak Project : 982217-01
Avg.	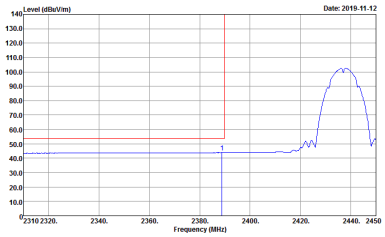 Site : 03CH15-HY Condition : AVG_BE_54 3m HORN_9120D_2114 HORIZONTAL : RBW:1000.000KHz VBW:0.010KHz SWT:Auto Detector : Peak Project : 982217-01	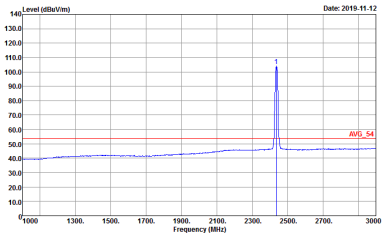 Site : 03CH15-HY Condition : AVG_54 3m HORN_9120D_2114 HORIZONTAL : RBW:1000.000KHz VBW:0.010KHz SWT:Auto Detector : Peak Project : 982217-01

WIFI	2.4GHz 2400~2483.5MHz Band Edge @ 3m	
ANT	802.11b CH06 2437MHz - R	
1	Horizontal	Fundamental
Peak	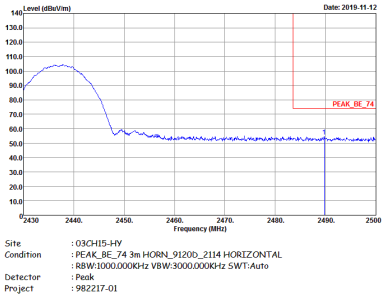	Left blank
Avg.	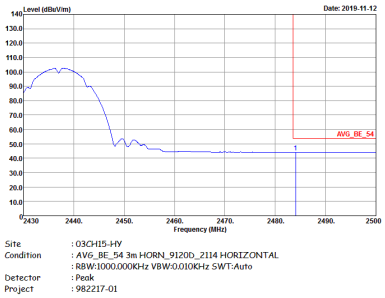	Left blank

WIFI	2.4GHz 2400~2483.5MHz Band Edge @ 3m	
ANT	802.11b CH06 2437MHz - L	
1	Vertical	Fundamental
Peak	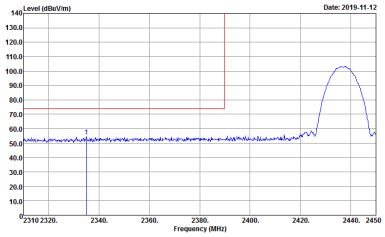 Site : 03CH15-HY Condition : PEAK_BE_74 3m HORN_9120D_2114 VERTICAL : RBW:1000.000KHz VBW:3000.000KHz SWT:Auto Detector : Peak Project : 982217-01	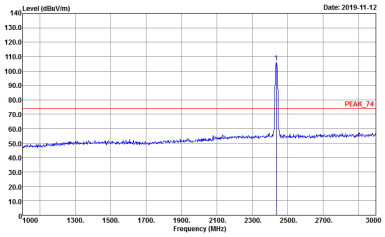 Site : 03CH15-HY Condition : PEAK_74 3m HORN_9120D_2114 VERTICAL : RBW:1000.000KHz VBW:3000.000KHz SWT:Auto Detector : Peak Project : 982217-01
Avg.	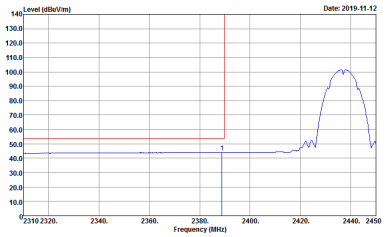 Site : 03CH15-HY Condition : AVG_BE_54 3m HORN_9120D_2114 VERTICAL : RBW:1000.000KHz VBW:0.010KHz SWT:Auto Detector : Peak Project : 982217-01	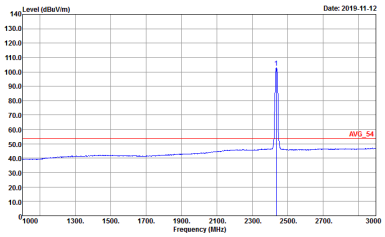 Site : 03CH15-HY Condition : AVG_54 3m HORN_9120D_2114 VERTICAL : RBW:1000.000KHz VBW:0.010KHz SWT:Auto Detector : Peak Project : 982217-01

WIFI	2.4GHz 2400~2483.5MHz Band Edge @ 3m	
ANT	802.11b CH06 2437MHz - R	
1	Vertical	Fundamental
Peak	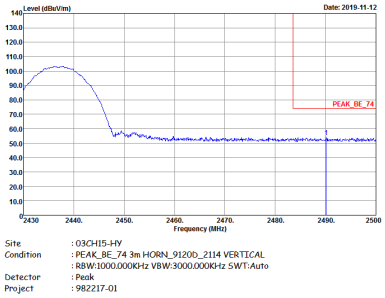	Left blank
Avg.	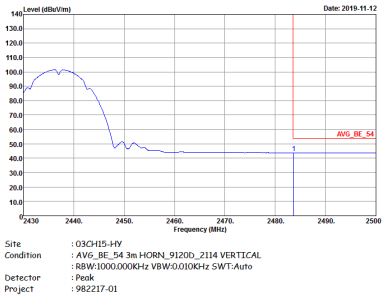	Left blank

WIFI	2.4GHz 2400~2483.5MHz Band Edge @ 3m	
ANT	802.11b CH11 2462MHz	
1	Horizontal	Fundamental
Peak	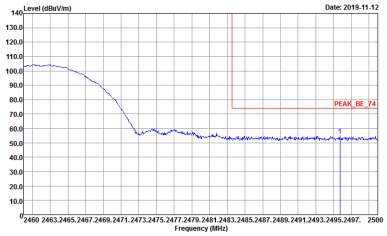 Site : 03CH15-HY Condition : PEAK_BE_74 3m HORN_9120D_2114 HORIZONTAL : RBW:1000.000KHz VBW:3000.000KHz SWT:Auto Detector : Peak Project : 982217-01	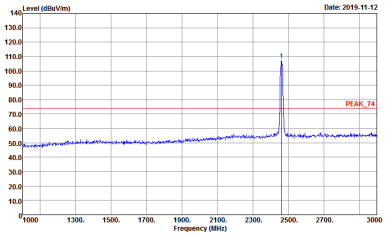 Site : 03CH15-HY Condition : PEAK_74 3m HORN_9120D_2114 HORIZONTAL : RBW:1000.000KHz VBW:3000.000KHz SWT:Auto Detector : Peak Project : 982217-01
Avg.	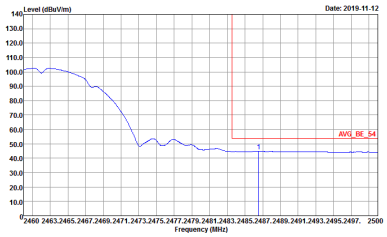 Site : 03CH15-HY Condition : AVG_BE_54 3m HORN_9120D_2114 HORIZONTAL : RBW:1000.000KHz VBW:0.010KHz SWT:Auto Detector : Peak Project : 982217-01	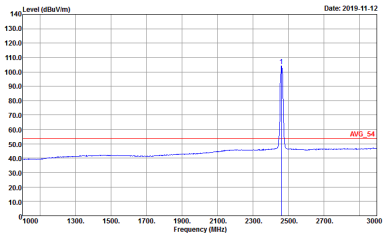 Site : 03CH15-HY Condition : AVG_54 3m HORN_9120D_2114 HORIZONTAL : RBW:1000.000KHz VBW:0.010KHz SWT:Auto Detector : Peak Project : 982217-01

WIFI	2.4GHz 2400~2483.5MHz Band Edge @ 3m	
ANT	802.11b CH11 2462MHz	
1	Vertical	Fundamental
Peak	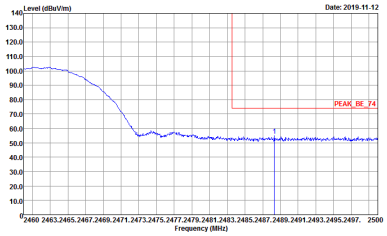 Site : 03CH15-HY Condition : PEAK_BE_74 3m HORN_9120D_2114 VERTICAL : RBW:1000.000KHz VBW:3000.000KHz SWT:Auto Detector : Peak Project : 982217-01	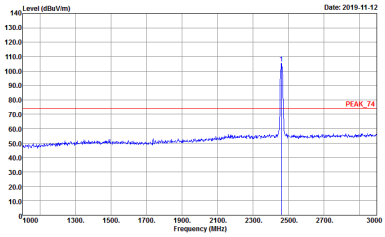 Site : 03CH15-HY Condition : PEAK_74 3m HORN_9120D_2114 VERTICAL : RBW:1000.000KHz VBW:3000.000KHz SWT:Auto Detector : Peak Project : 982217-01
Avg.	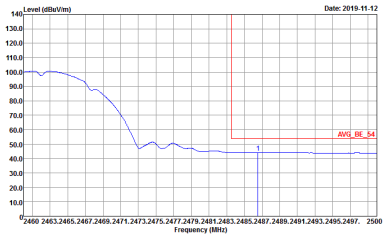 Site : 03CH15-HY Condition : AVG_BE_54 3m HORN_9120D_2114 VERTICAL : RBW:1000.000KHz VBW:0.010KHz SWT:Auto Detector : Peak Project : 982217-01	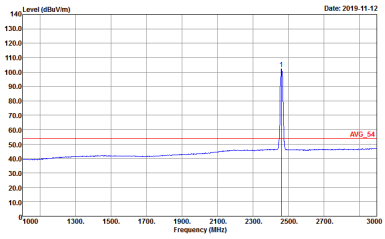 Site : 03CH15-HY Condition : AVG_54 3m HORN_9120D_2114 VERTICAL : RBW:1000.000KHz VBW:0.010KHz SWT:Auto Detector : Peak Project : 982217-01

WIFI	2.4GHz 2400~2483.5MHz Band Edge @ 3m	
ANT	802.11b CH12 2467MHz	
1	Horizontal	Fundamental
Peak	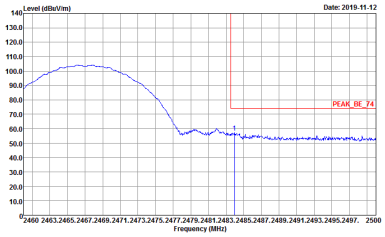	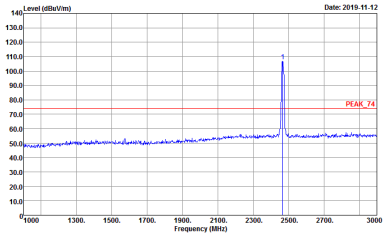
Avg.	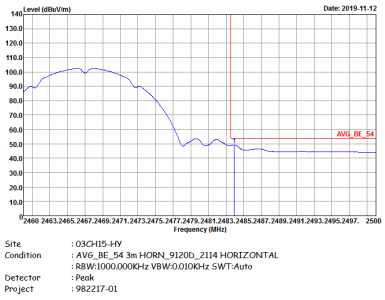	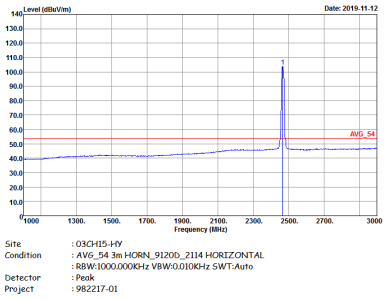

WIFI	2.4GHz 2400~2483.5MHz Band Edge @ 3m	
ANT	802.11b CH12 2467MHz	
1	Vertical	Fundamental
Peak	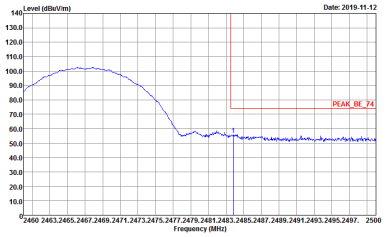 Site : 03CH15-HY Condition : PEAK_BE_74 3m HORN_9120D_2114 VERTICAL : RBW:1000.000KHz VBW:3000.000KHz SWT:Auto Detector : Peak Project : 982217-01	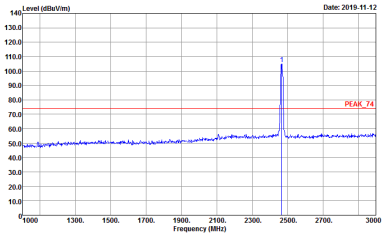 Site : 03CH15-HY Condition : PEAK_74 3m HORN_9120D_2114 VERTICAL : RBW:1000.000KHz VBW:3000.000KHz SWT:Auto Detector : Peak Project : 982217-01
Avg.	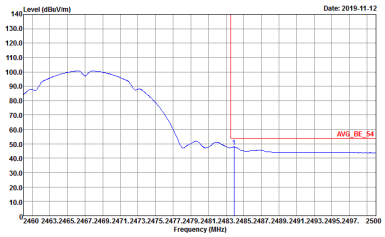 Site : 03CH15-HY Condition : AVG_BE_54 3m HORN_9120D_2114 VERTICAL : RBW:1000.000KHz VBW:0.010KHz SWT:Auto Detector : Peak Project : 982217-01	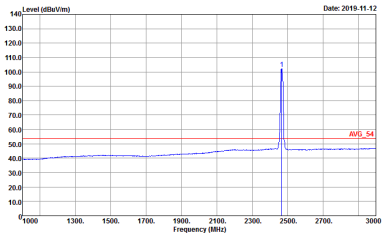 Site : 03CH15-HY Condition : AVG_54 3m HORN_9120D_2114 VERTICAL : RBW:1000.000KHz VBW:0.010KHz SWT:Auto Detector : Peak Project : 982217-01

WIFI	2.4GHz 2400~2483.5MHz Band Edge @ 3m	
ANT	802.11b CH13 2472MHz	
1	Horizontal	Fundamental
Peak	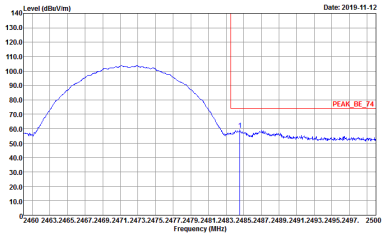 Site : 03CH15-HY Condition : PEAK_BE_74 3m HORN_9120D_2114 HORIZONTAL : RBW:1000.000KHz VBW:3000.000KHz SWT:Auto Detector : Peak Project : 982217-01 Setting : 16.5	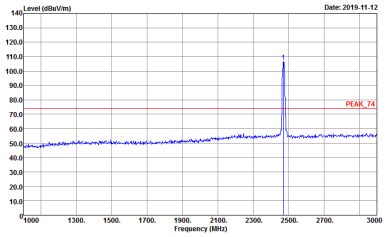 Site : 03CH15-HY Condition : PEAK_74 3m HORN_9120D_2114 HORIZONTAL : RBW:1000.000KHz VBW:3000.000KHz SWT:Auto Detector : Peak Project : 982217-01 Setting : 16.5
Avg.	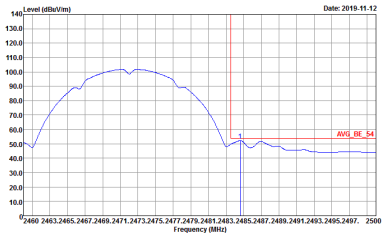 Site : 03CH15-HY Condition : AVG_BE_54 3m HORN_9120D_2114 HORIZONTAL : RBW:1000.000KHz VBW:0.010KHz SWT:Auto Detector : Peak Project : 982217-01 Setting : 16.5	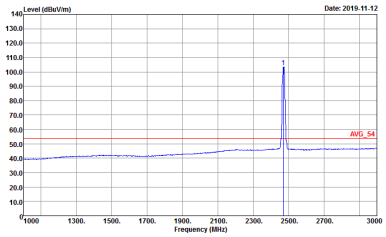 Site : 03CH15-HY Condition : AVG_54 3m HORN_9120D_2114 HORIZONTAL : RBW:1000.000KHz VBW:0.010KHz SWT:Auto Detector : Peak Project : 982217-01 Setting : 16.5

WIFI	2.4GHz 2400~2483.5MHz Band Edge @ 3m	
ANT	802.11b CH13 2472MHz	
1	Vertical	Fundamental
Peak	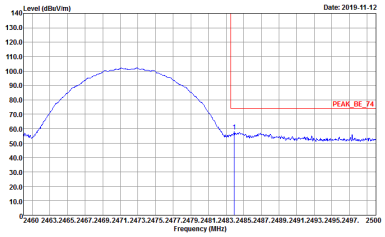 Site : 03CH15-HY Condition : PEAK_BE_74 3m HORN_9120D_2114 VERTICAL : RBW:1000.000KHz VBW:3000.000KHz SWT:Auto Detector : Peak Project : 982217-01 Setting : 16.5	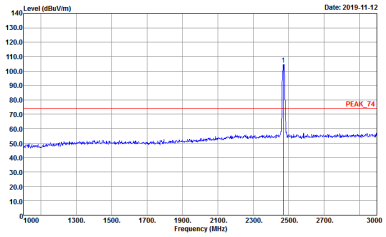 Site : 03CH15-HY Condition : PEAK_74 3m HORN_9120D_2114 VERTICAL : RBW:1000.000KHz VBW:3000.000KHz SWT:Auto Detector : Peak Project : 982217-01 Setting : 16.5
Avg.	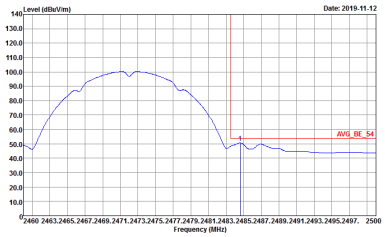 Site : 03CH15-HY Condition : AVG_BE_54 3m HORN_9120D_2114 VERTICAL : RBW:1000.000KHz VBW:0.010KHz SWT:Auto Detector : Peak Project : 982217-01 Setting : 16.5	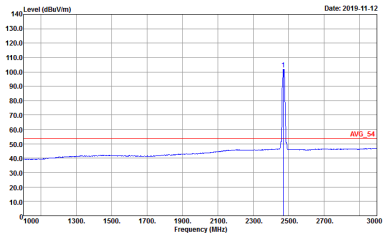 Site : 03CH15-HY Condition : AVG_54 3m HORN_9120D_2114 VERTICAL : RBW:1000.000KHz VBW:0.010KHz SWT:Auto Detector : Peak Project : 982217-01 Setting : 16.5

2.4GHz 2400~2483.5MHz

WIFI 802.11g (Band Edge @ 3m)

WIFI	2.4GHz 2400~2483.5MHz Band Edge @ 3m	
ANT	802.11g CH01 2412MHz	
1	Horizontal	Fundamental
Peak	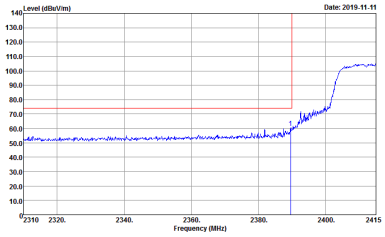	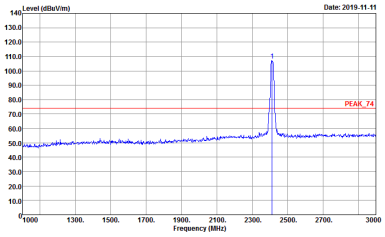
Avg.	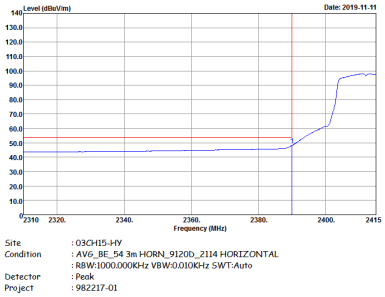	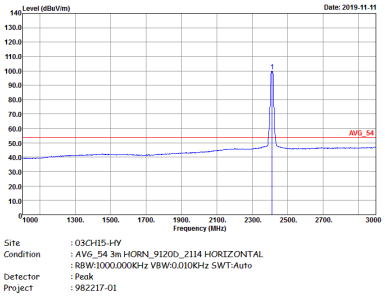

WIFI	2.4GHz 2400~2483.5MHz Band Edge @ 3m	
ANT	802.11g CH01 2412MHz	
1	Vertical	Fundamental
Peak	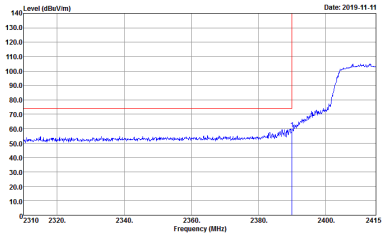	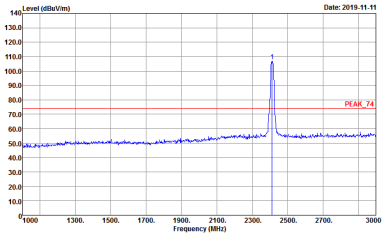
Avg.	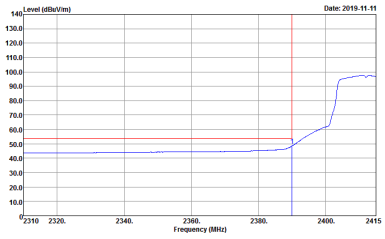	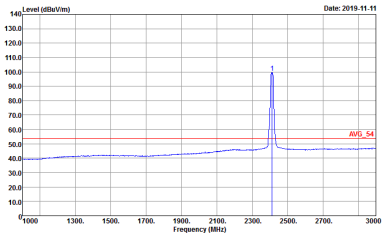

WIFI	2.4GHz 2400~2483.5MHz Band Edge @ 3m	
ANT	802.11g CH06 2437MHz - L	
1	Horizontal	Fundamental
Peak	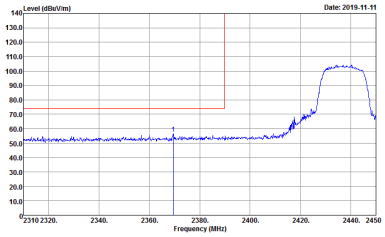	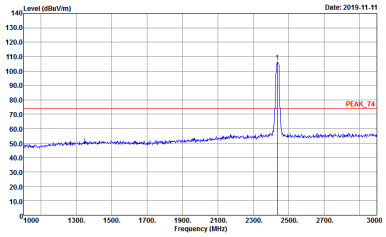
Avg.	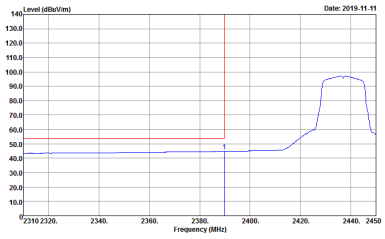	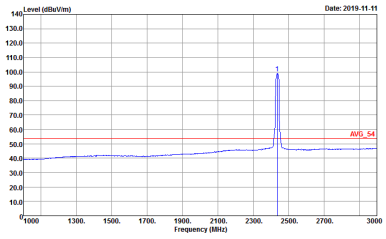

WIFI	2.4GHz 2400~2483.5MHz Band Edge @ 3m	
ANT	802.11g CH06 2437MHz - R	
1	Horizontal	Fundamental
Peak	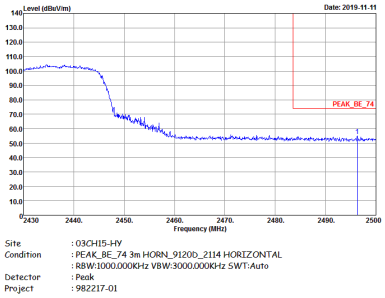	Left blank
Avg.	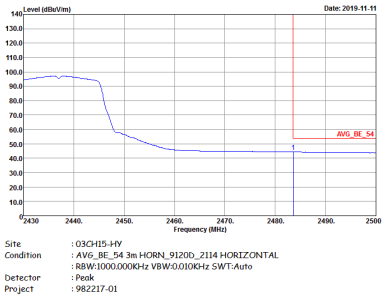	Left blank

WIFI	2.4GHz 2400~2483.5MHz Band Edge @ 3m	
ANT	802.11g CH06 2437MHz - L	
1	Vertical	Fundamental
Peak	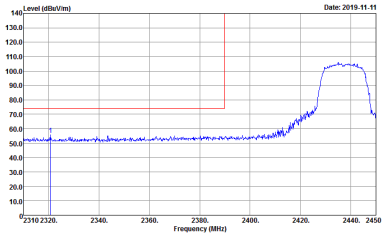 Site : 03CH15-HY Condition : PEAK_BE_74 3m HORN_9120D_2114 VERTICAL : RBW:1000.000KHz VBW:3000.000KHz SWT:Auto Detector : Peak Project : 982217-01	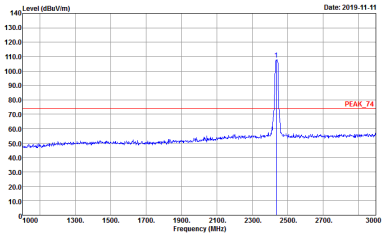 Site : 03CH15-HY Condition : PEAK_74 3m HORN_9120D_2114 VERTICAL : RBW:1000.000KHz VBW:3000.000KHz SWT:Auto Detector : Peak Project : 982217-01
Avg.	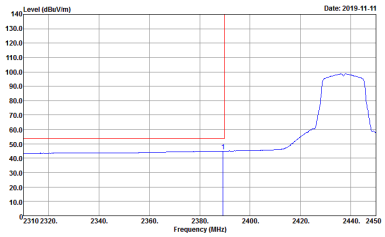 Site : 03CH15-HY Condition : AVG_BE_54 3m HORN_9120D_2114 VERTICAL : RBW:1000.000KHz VBW:0.010KHz SWT:Auto Detector : Peak Project : 982217-01	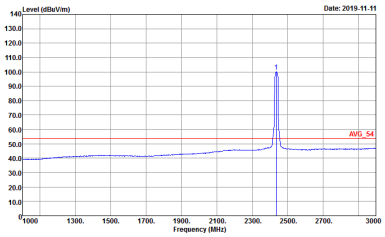 Site : 03CH15-HY Condition : AVG_54 3m HORN_9120D_2114 VERTICAL : RBW:1000.000KHz VBW:0.010KHz SWT:Auto Detector : Peak Project : 982217-01

WIFI	2.4GHz 2400~2483.5MHz Band Edge @ 3m	
ANT	802.11g CH06 2437MHz - R	
1	Vertical	Fundamental
Peak	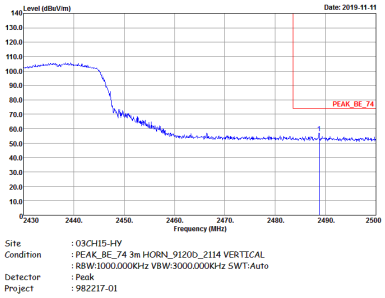	Left Blank
Avg.	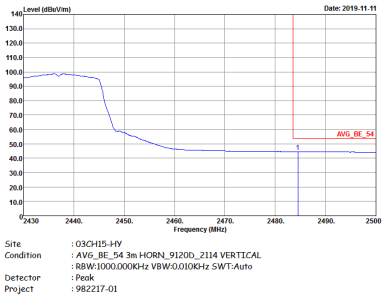	Left Blank

WIFI	2.4GHz 2400~2483.5MHz Band Edge @ 3m	
ANT	802.11g CH11 2462MHz	
1	Horizontal	Fundamental
Peak	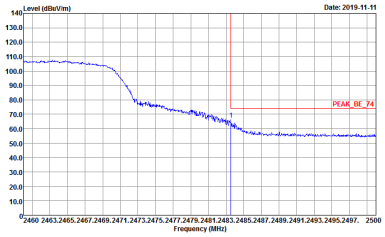 Site : 03CH15-HY Condition : PEAK_BE_74 3m HORN_9120D_2114 HORIZONTAL : RBW:1000.000KHz VBW:3000.000KHz SWT:Auto Detector : Peak Project : 982217-01	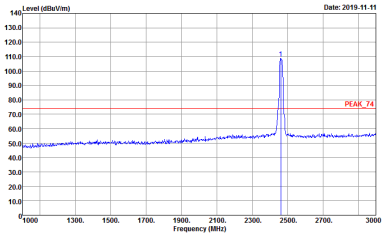 Site : 03CH15-HY Condition : PEAK_74 3m HORN_9120D_2114 HORIZONTAL : RBW:1000.000KHz VBW:3000.000KHz SWT:Auto Detector : Peak Project : 982217-01
Avg.	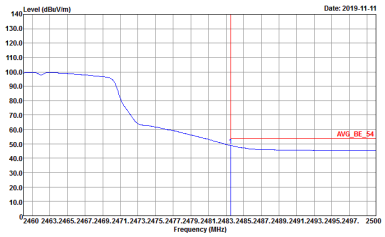 Site : 03CH15-HY Condition : AVG_BE_54 3m HORN_9120D_2114 HORIZONTAL : RBW:1000.000KHz VBW:0.010KHz SWT:Auto Detector : Peak Project : 982217-01	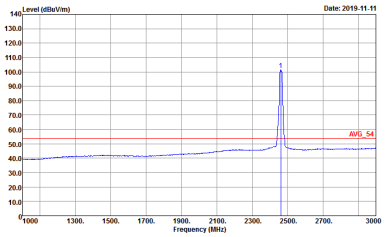 Site : 03CH15-HY Condition : AVG_54 3m HORN_9120D_2114 HORIZONTAL : RBW:1000.000KHz VBW:0.010KHz SWT:Auto Detector : Peak Project : 982217-01

WIFI	2.4GHz 2400~2483.5MHz Band Edge @ 3m	
ANT	802.11g CH11 2462MHz	
1	Vertical	Fundamental
Peak	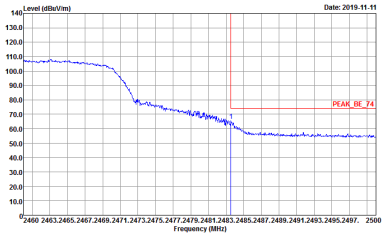 Site : 03CH15-HY Condition : PEAK_BE_74 3m HORN_9120D_2114 VERTICAL : RBW:1000.000KHz VBW:3000.000KHz SWT:Auto Detector : Peak Project : 982217-01	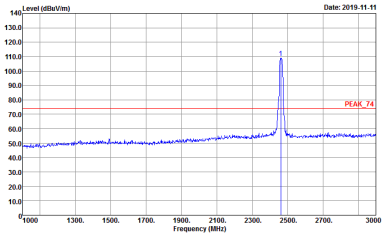 Site : 03CH15-HY Condition : PEAK_74 3m HORN_9120D_2114 VERTICAL : RBW:1000.000KHz VBW:3000.000KHz SWT:Auto Detector : Peak Project : 982217-01
Avg.	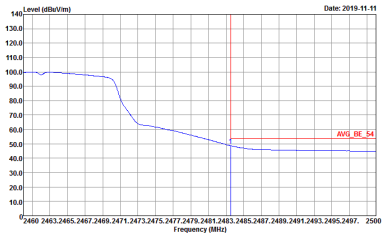 Site : 03CH15-HY Condition : AVG_BE_54 3m HORN_9120D_2114 VERTICAL : RBW:1000.000KHz VBW:0.010KHz SWT:Auto Detector : Peak Project : 982217-01	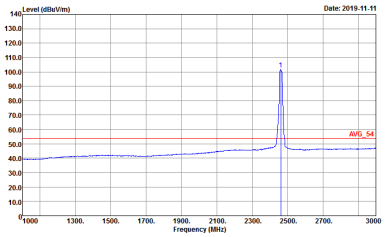 Site : 03CH15-HY Condition : AVG_54 3m HORN_9120D_2114 VERTICAL : RBW:1000.000KHz VBW:0.010KHz SWT:Auto Detector : Peak Project : 982217-01

WIFI	2.4GHz 2400~2483.5MHz Band Edge @ 3m	
ANT	802.11g CH12 2467MHz	
1	Horizontal	Fundamental
Peak	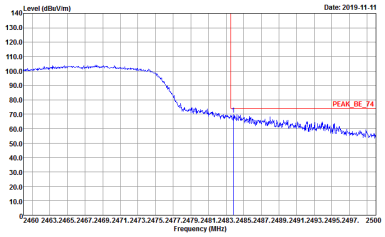 Site : 03CH15-HY Condition : PEAK_BE_74 3m HORN_9120D_2114 HORIZONTAL : RBW:1000.000KHz VBW:3000.000KHz SWT:Auto Detector : Peak Project : 982217-01 Setting : 15	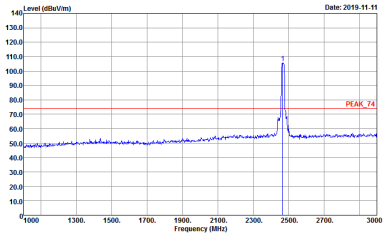 Site : 03CH15-HY Condition : PEAK_74 3m HORN_9120D_2114 HORIZONTAL : RBW:1000.000KHz VBW:3000.000KHz SWT:Auto Detector : Peak Project : 982217-01 Setting : 15
Avg.	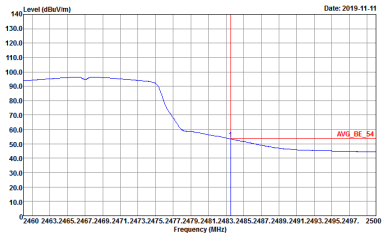 Site : 03CH15-HY Condition : AVG_BE_54 3m HORN_9120D_2114 HORIZONTAL : RBW:1000.000KHz VBW:0.010KHz SWT:Auto Detector : Peak Project : 982217-01 Setting : 15	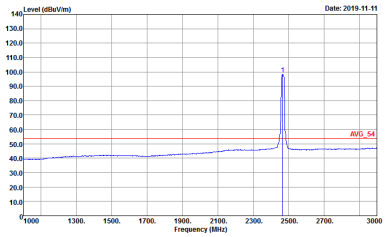 Site : 03CH15-HY Condition : AVG_54 3m HORN_9120D_2114 HORIZONTAL : RBW:1000.000KHz VBW:0.010KHz SWT:Auto Detector : Peak Project : 982217-01 Setting : 15

WIFI	2.4GHz 2400~2483.5MHz Band Edge @ 3m	
ANT	802.11g CH12 2467MHz	
1	Vertical	Fundamental
Peak	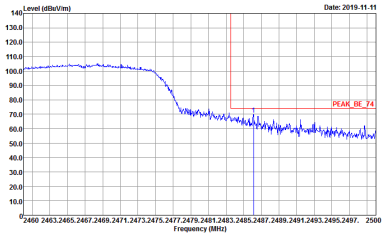 Site : 03CH15-HY Condition : PEAK_BE_74 3m HORN_9120D_2114 VERTICAL : RBW:1000.000KHz VBW:3000.000KHz SWT:Auto Detector : Peak Project : 982217-01 Setting : 15	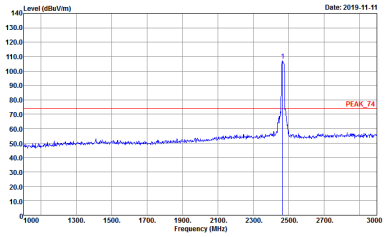 Site : 03CH15-HY Condition : PEAK_74 3m HORN_9120D_2114 VERTICAL : RBW:1000.000KHz VBW:3000.000KHz SWT:Auto Detector : Peak Project : 982217-01 Setting : 15
Avg.	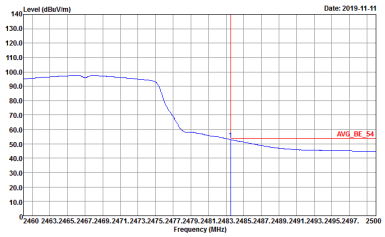 Site : 03CH15-HY Condition : AVG_BE_54 3m HORN_9120D_2114 VERTICAL : RBW:1000.000KHz VBW:0.010KHz SWT:Auto Detector : Peak Project : 982217-01 Setting : 15	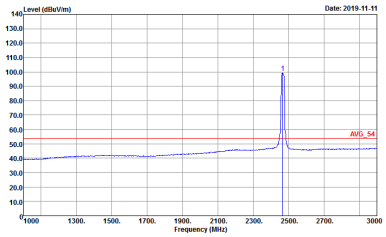 Site : 03CH15-HY Condition : AVG_54 3m HORN_9120D_2114 VERTICAL : RBW:1000.000KHz VBW:0.010KHz SWT:Auto Detector : Peak Project : 982217-01 Setting : 15

WIFI	2.4GHz 2400~2483.5MHz Band Edge @ 3m	
ANT	802.11g CH13 2472MHz	
1	Horizontal	Fundamental
Peak	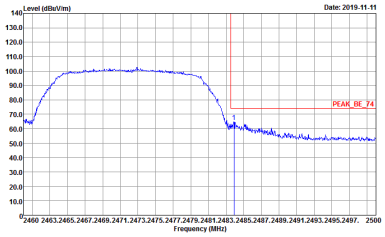 Site : 03CH15-HY Condition : PEAK_BE_74 3m HORN_9120D_2114 HORIZONTAL : RBW:1000.000KHz VBW:3000.000KHz SWT:Auto Detector : Peak Project : 982217-01 Setting : 13	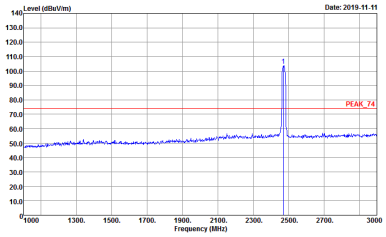 Site : 03CH15-HY Condition : PEAK_74 3m HORN_9120D_2114 HORIZONTAL : RBW:1000.000KHz VBW:3000.000KHz SWT:Auto Detector : Peak Project : 982217-01 Setting : 13
Avg.	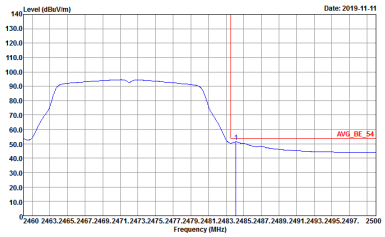 Site : 03CH15-HY Condition : AVG_BE_54 3m HORN_9120D_2114 HORIZONTAL : RBW:1000.000KHz VBW:0.010KHz SWT:Auto Detector : Peak Project : 982217-01 Setting : 13	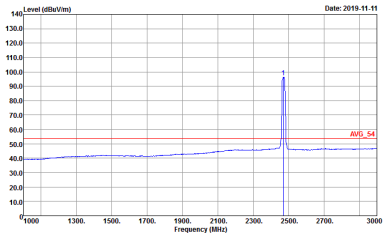 Site : 03CH15-HY Condition : AVG_54 3m HORN_9120D_2114 HORIZONTAL : RBW:1000.000KHz VBW:0.010KHz SWT:Auto Detector : Peak Project : 982217-01 Setting : 13

WIFI	2.4GHz 2400~2483.5MHz Band Edge @ 3m	
ANT	802.11g CH13 2472MHz	
1	Vertical	Fundamental
Peak	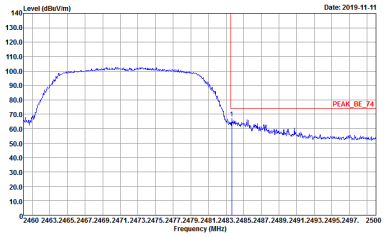 Site : 03CH15-HY Condition : PEAK_BE_74 3m HORN_9120D_2114 VERTICAL : RBW:1000.000KHz VBW:3000.000KHz SWT:Auto Detector : Peak Project : 982217-01 Setting : 13	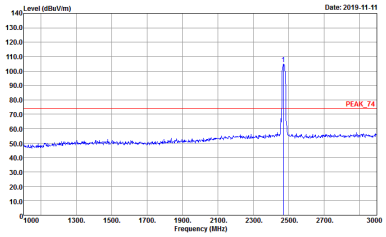 Site : 03CH15-HY Condition : PEAK_74 3m HORN_9120D_2114 VERTICAL : RBW:1000.000KHz VBW:3000.000KHz SWT:Auto Detector : Peak Project : 982217-01 Setting : 13
Avg.	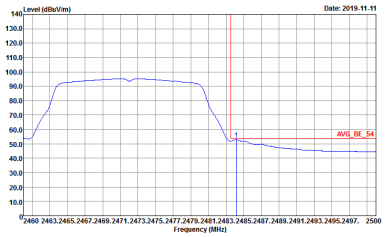 Site : 03CH15-HY Condition : AVG_BE_54 3m HORN_9120D_2114 VERTICAL : RBW:1000.000KHz VBW:0.010KHz SWT:Auto Detector : Peak Project : 982217-01 Setting : 13	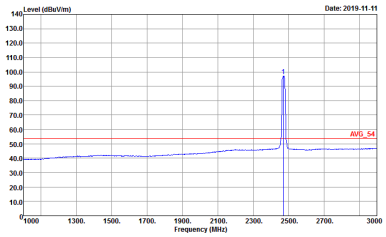 Site : 03CH15-HY Condition : AVG_54 3m HORN_9120D_2114 VERTICAL : RBW:1000.000KHz VBW:0.010KHz SWT:Auto Detector : Peak Project : 982217-01 Setting : 13

2.4GHz 2400~2483.5MHz

WIFI 802.11n HT20 (Band Edge @ 3m)

WIFI	2.4GHz 2400~2483.5MHz Band Edge @ 3m	
ANT	802.11n HT20 CH01 2412MHz	
1	Horizontal	Fundamental
Peak	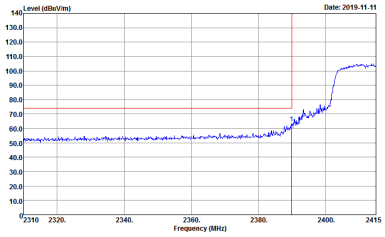	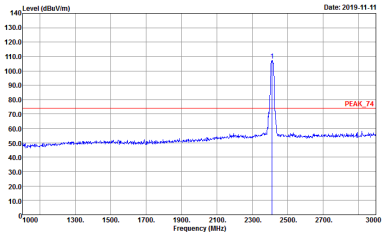
Avg.	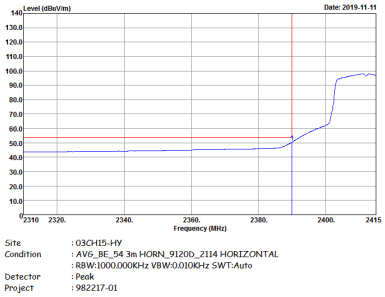	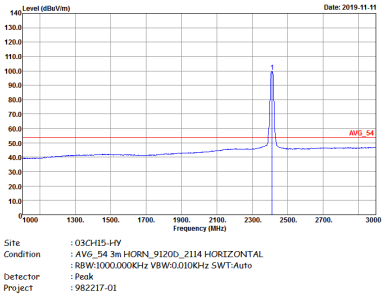

WIFI	2.4GHz 2400~2483.5MHz Band Edge @ 3m	
ANT	802.11n HT20 CH01 2412MHz	
1	Vertical	Fundamental
Peak	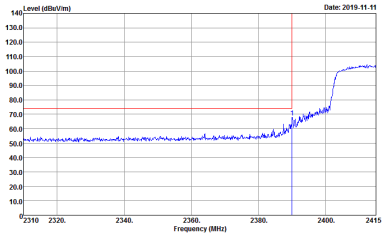	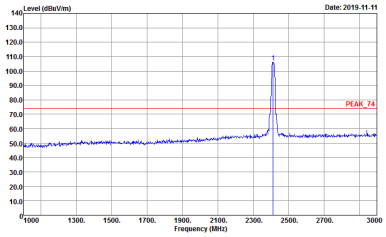
Avg.	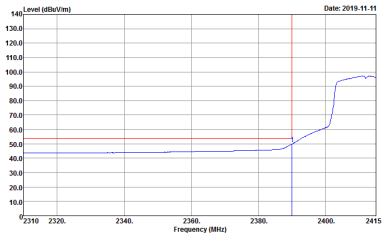	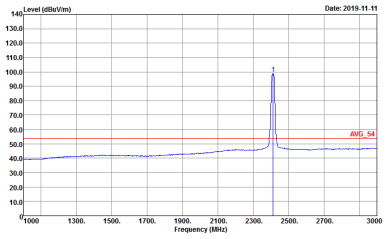

WIFI	2.4GHz 2400~2483.5MHz Band Edge @ 3m	
ANT	802.11n HT20 CH06 2437MHz - L	
1	Horizontal	Fundamental
Peak	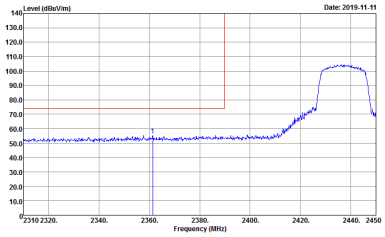 Site : 03CH15-HY Condition : PEAK_BE_74 3m HORN_9120D_2114 HORIZONTAL : RBW:1000.000KHz VBW:3000.000KHz SWT:Auto Detector : Peak Project : 982217-01	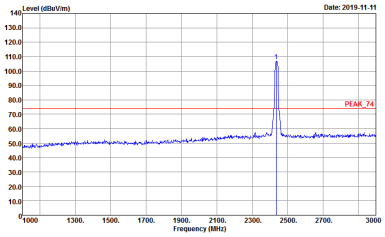 Site : 03CH15-HY Condition : PEAK_74 3m HORN_9120D_2114 HORIZONTAL : RBW:1000.000KHz VBW:3000.000KHz SWT:Auto Detector : Peak Project : 982217-01
Avg.	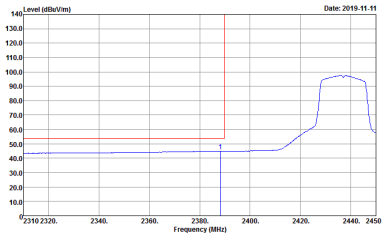 Site : 03CH15-HY Condition : AVG_BE_54 3m HORN_9120D_2114 HORIZONTAL : RBW:1000.000KHz VBW:0.010KHz SWT:Auto Detector : Peak Project : 982217-01	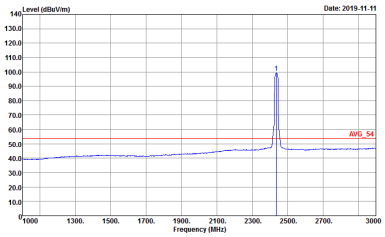 Site : 03CH15-HY Condition : AVG_54 3m HORN_9120D_2114 HORIZONTAL : RBW:1000.000KHz VBW:0.010KHz SWT:Auto Detector : Peak Project : 982217-01

WIFI	2.4GHz 2400~2483.5MHz Band Edge @ 3m	
ANT	802.11n HT20 CH06 2437MHz - R	
1	Horizontal	Fundamental
Peak	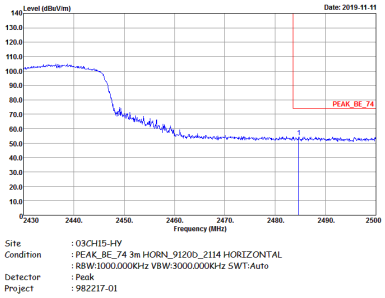	Left blank
Avg.	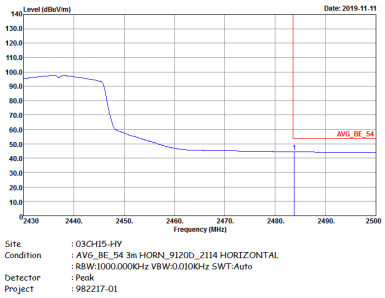	Left blank

WIFI	2.4GHz 2400~2483.5MHz Band Edge @ 3m	
ANT	802.11n HT20 CH06 2437MHz - L	
1	Vertical	Fundamental
Peak	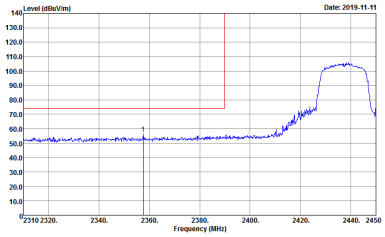	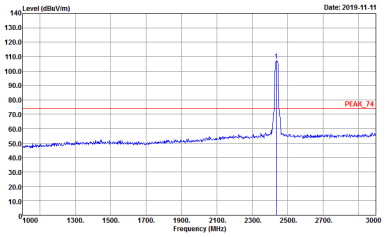
Avg.	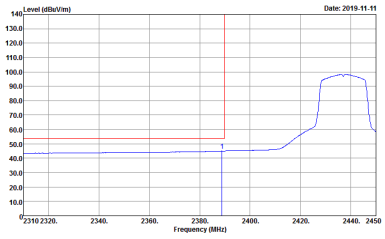	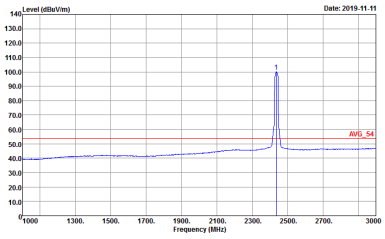

WIFI	2.4GHz 2400~2483.5MHz Band Edge @ 3m	
ANT	802.11n HT20 CH06 2437MHz - R	
1	Vertical	Fundamental
Peak	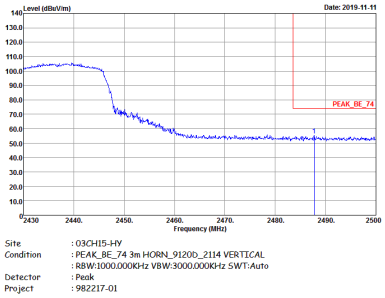	Left Blank
Avg.	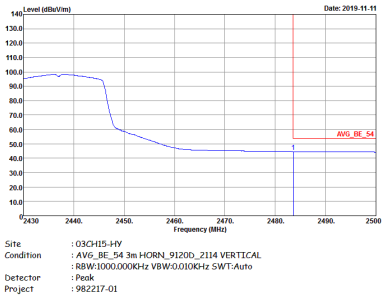	Left Blank

WIFI	2.4GHz 2400~2483.5MHz Band Edge @ 3m	
ANT	802.11n HT20 CH11 2462MHz	
1	Horizontal	Fundamental
Peak	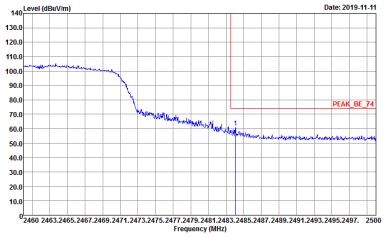 Site : 03CH15-HY Condition : PEAK_BE_74 3m HORN_9120D_2114 HORIZONTAL : RBW:1000.000KHz VBW:3000.000KHz SWT:Auto Detector : Peak Project : 982217-01	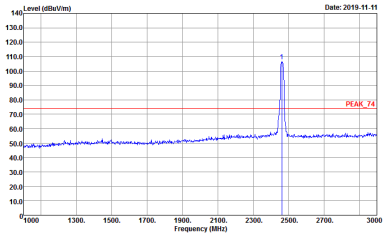 Site : 03CH15-HY Condition : PEAK_74 3m HORN_9120D_2114 HORIZONTAL : RBW:1000.000KHz VBW:3000.000KHz SWT:Auto Detector : Peak Project : 982217-01
Avg.	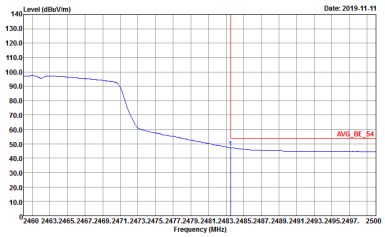 Site : 03CH15-HY Condition : AVG_BE_54 3m HORN_9120D_2114 HORIZONTAL : RBW:1000.000KHz VBW:0.010KHz SWT:Auto Detector : Peak Project : 982217-01	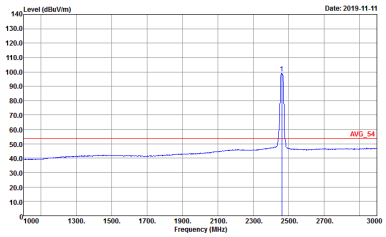 Site : 03CH15-HY Condition : AVG_54 3m HORN_9120D_2114 HORIZONTAL : RBW:1000.000KHz VBW:0.010KHz SWT:Auto Detector : Peak Project : 982217-01

WIFI	2.4GHz 2400~2483.5MHz Fundamental @ 3m	
ANT	802.11n HT20 CH11 2462MHz	
1	Vertical	Fundamental
Peak	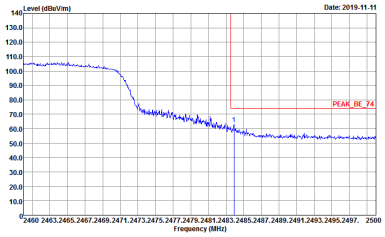 Site : 03CH15-HY Condition : PEAK_BE_74 3m HORN_9120D_2114 VERTICAL : RBW:1000.000KHz VBW:3000.000KHz SWT:Auto Detector : Peak Project : 982217-01	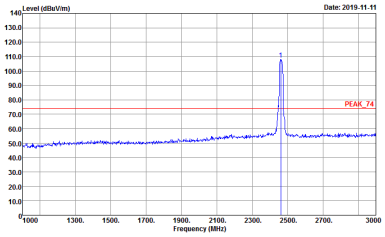 Site : 03CH15-HY Condition : PEAK_74 3m HORN_9120D_2114 VERTICAL : RBW:1000.000KHz VBW:3000.000KHz SWT:Auto Detector : Peak Project : 982217-01
Avg.	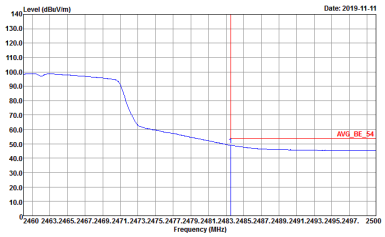 Site : 03CH15-HY Condition : AVG_BE_54 3m HORN_9120D_2114 VERTICAL : RBW:1000.000KHz VBW:0.010KHz SWT:Auto Detector : Peak Project : 982217-01	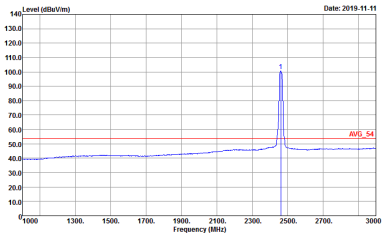 Site : 03CH15-HY Condition : AVG_54 3m HORN_9120D_2114 VERTICAL : RBW:1000.000KHz VBW:0.010KHz SWT:Auto Detector : Peak Project : 982217-01

WIFI	2.4GHz 2400~2483.5MHz Band Edge @ 3m	
ANT	802.11n HT20 CH12 2467MHz	
1	Horizontal	Fundamental
Peak	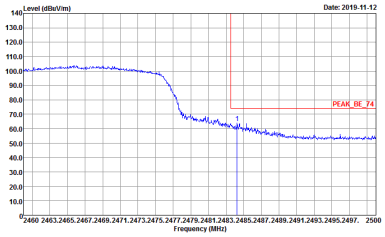 Site : 03CH15-HY Condition : PEAK_BE_74 3m HORN_9120D_2114 HORIZONTAL : RBW:1000.000KHz VBW:3000.000KHz SWT:Auto Detector : Peak Project : 982217-01 Setting : 15	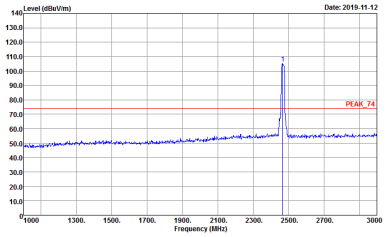 Site : 03CH15-HY Condition : PEAK_74 3m HORN_9120D_2114 HORIZONTAL : RBW:1000.000KHz VBW:3000.000KHz SWT:Auto Detector : Peak Project : 982217-01 Setting : 15
Avg.	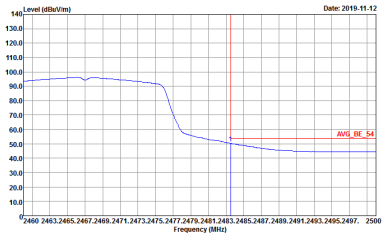 Site : 03CH15-HY Condition : AVG_BE_54 3m HORN_9120D_2114 HORIZONTAL : RBW:1000.000KHz VBW:0.010KHz SWT:Auto Detector : Peak Project : 982217-01 Setting : 15	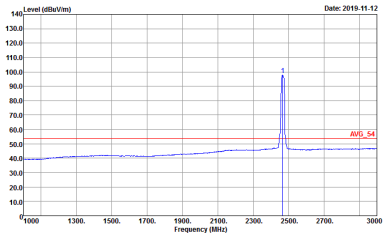 Site : 03CH15-HY Condition : AVG_54 3m HORN_9120D_2114 HORIZONTAL : RBW:1000.000KHz VBW:0.010KHz SWT:Auto Detector : Peak Project : 982217-01 Setting : 15

WIFI	2.4GHz 2400~2483.5MHz Band Edge @ 3m	
ANT	802.11n HT20 CH12 2467MHz	
1	Vertical	Fundamental
Peak	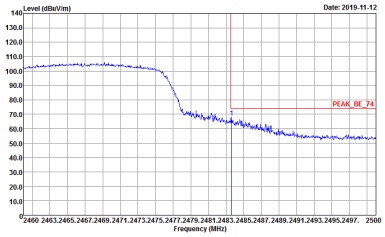 Site : 03CH15-HY Condition : PEAK_BE_74 3m HORN_9120D_2114 VERTICAL : RBW:1000.000KHz VBW:3000.000KHz SWT:Auto Detector : Peak Project : 982217-01 Setting : 15	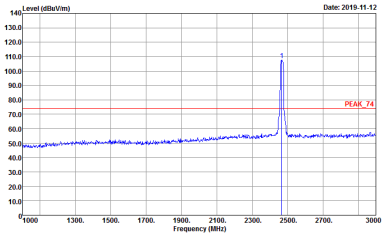 Site : 03CH15-HY Condition : PEAK_74 3m HORN_9120D_2114 VERTICAL : RBW:1000.000KHz VBW:3000.000KHz SWT:Auto Detector : Peak Project : 982217-01 Setting : 15
Avg.	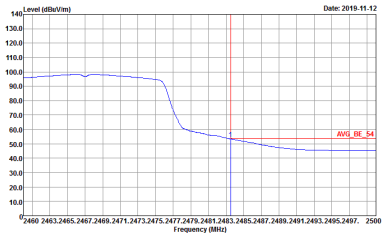 Site : 03CH15-HY Condition : AVG_BE_54 3m HORN_9120D_2114 VERTICAL : RBW:1000.000KHz VBW:0.010KHz SWT:Auto Detector : Peak Project : 982217-01 Setting : 15	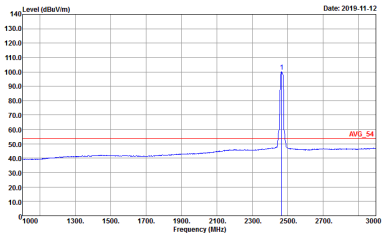 Site : 03CH15-HY Condition : AVG_54 3m HORN_9120D_2114 VERTICAL : RBW:1000.000KHz VBW:0.010KHz SWT:Auto Detector : Peak Project : 982217-01 Setting : 15

WIFI	2.4GHz 2400~2483.5MHz Band Edge @ 3m	
ANT	802.11n HT20 CH13 2472MHz	
1	Horizontal	Fundamental
Peak	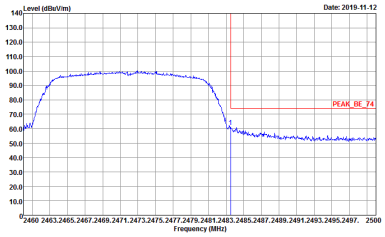 Site : 03CH15-HY Condition : PEAK_BE_74 3m HORN_9120D_2114 HORIZONTAL : RBW:1000.000KHz VBW:3000.000KHz SWT:Auto Detector : Peak Project : 982217-01 Setting : 11.5	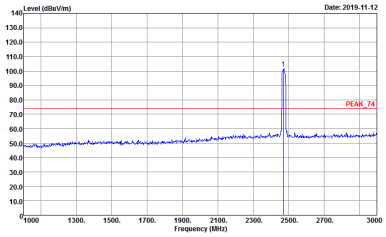 Site : 03CH15-HY Condition : PEAK_74 3m HORN_9120D_2114 HORIZONTAL : RBW:1000.000KHz VBW:3000.000KHz SWT:Auto Detector : Peak Project : 982217-01 Setting : 11.5
Avg.	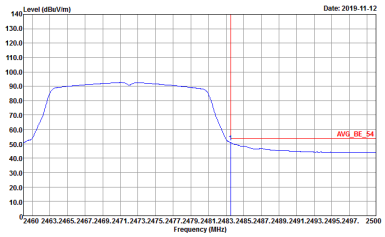 Site : 03CH15-HY Condition : AVG_BE_54 3m HORN_9120D_2114 HORIZONTAL : RBW:1000.000KHz VBW:0.010KHz SWT:Auto Detector : Peak Project : 982217-01 Setting : 11.5	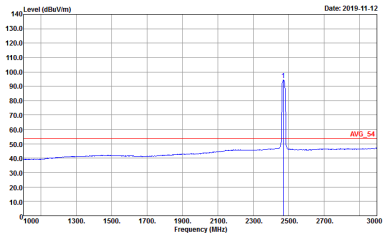 Site : 03CH15-HY Condition : AVG_54 3m HORN_9120D_2114 HORIZONTAL : RBW:1000.000KHz VBW:0.010KHz SWT:Auto Detector : Peak Project : 982217-01 Setting : 11.5

WIFI	2.4GHz 2400~2483.5MHz Band Edge @ 3m	
ANT	802.11n HT20 CH13 2472MHz	
1	Vertical	Fundamental
Peak	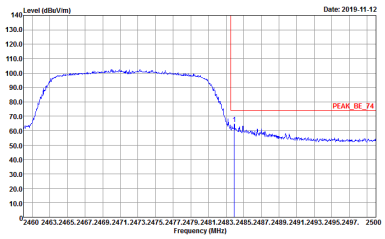 Site : 03CH15-HY Condition : PEAK_BE_74 3m HORN_9120D_2114 VERTICAL : RBW:1000.000KHz VBW:3000.000KHz SWT:Auto Detector : Peak Project : 982217-01 Setting : 11.5	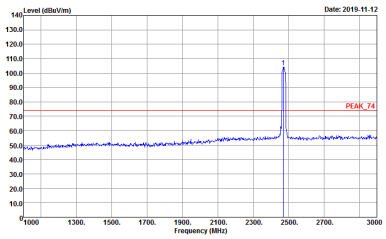 Site : 03CH15-HY Condition : PEAK_74 3m HORN_9120D_2114 VERTICAL : RBW:1000.000KHz VBW:3000.000KHz SWT:Auto Detector : Peak Project : 982217-01 Setting : 11.5
Avg.	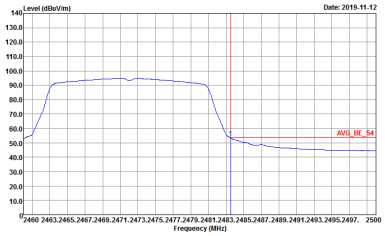 Site : 03CH15-HY Condition : AVG_BE_54 3m HORN_9120D_2114 VERTICAL : RBW:1000.000KHz VBW:0.010KHz SWT:Auto Detector : Peak Project : 982217-01 Setting : 11.5	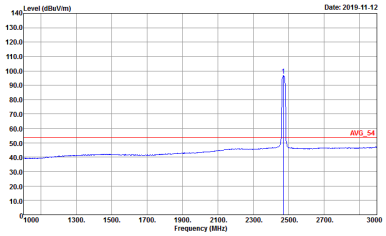 Site : 03CH15-HY Condition : AVG_54 3m HORN_9120D_2114 VERTICAL : RBW:1000.000KHz VBW:0.010KHz SWT:Auto Detector : Peak Project : 982217-01 Setting : 11.5

2.4GHz 2400~2483.5MHz

WIFI 802.11b (Harmonic @ 3m)

WIFI	2.4GHz 2400~2483.5MHz Harmonic @ 3m	
ANT	802.11b CH01 2412MHz	
1	Horizontal	Vertical
Peak Avg.	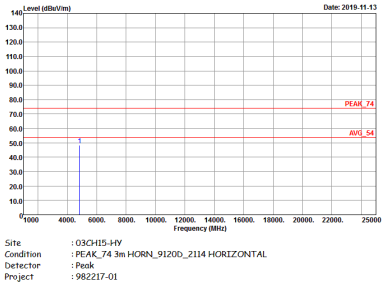	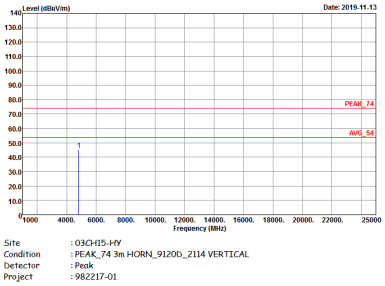

WIFI	2.4GHz 2400~2483.5MHz Harmonic @ 3m	
ANT	802.11b CH06 2437MHz	
1	Horizontal	Vertical
Peak Avg.	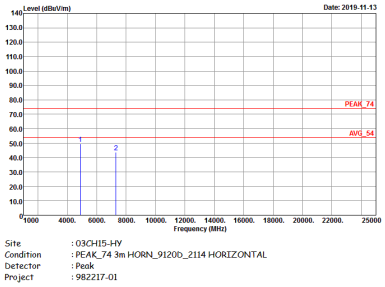	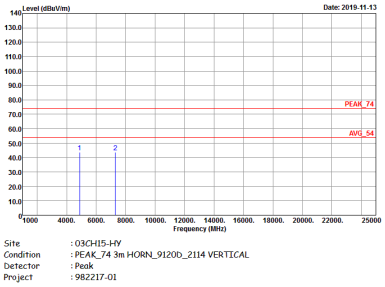

WIFI	2.4GHz 2400~2483.5MHz Harmonic @ 3m	
ANT	802.11b CH11 2462MHz	
1	Horizontal	Vertical
Peak Avg.	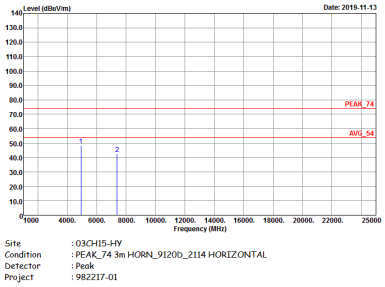	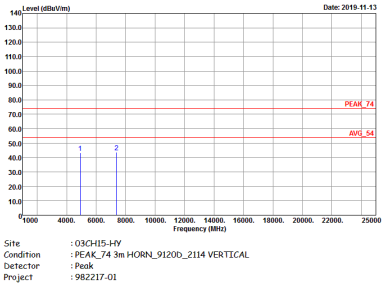

WIFI	2.4GHz 2400~2483.5MHz Harmonic @ 3m	
ANT	802.11b CH12 2467MHz	
1	Horizontal	Vertical
Peak Avg.	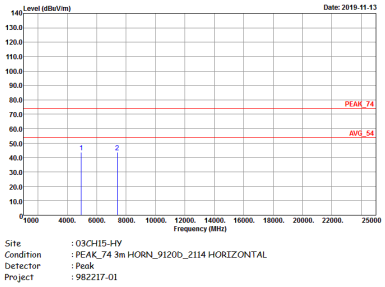	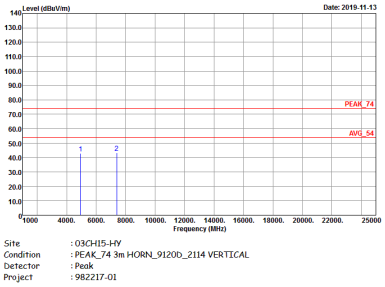

WIFI	2.4GHz 2400~2483.5MHz Harmonic @ 3m	
ANT	802.11b CH13 2472MHz	
1	Horizontal	Vertical
Peak Avg.	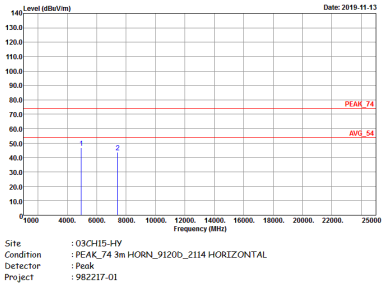	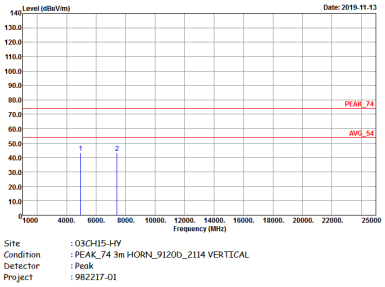

2.4GHz 2400~2483.5MHz

WIFI 802.11g (Harmonic @ 3m)

WIFI	2.4GHz 2400~2483.5MHz Harmonic @ 3m	
ANT	802.11g CH01 2412MHz	
1	Horizontal	Vertical
Peak Avg.	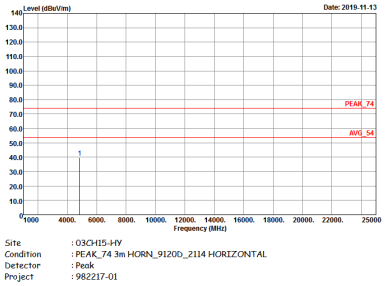	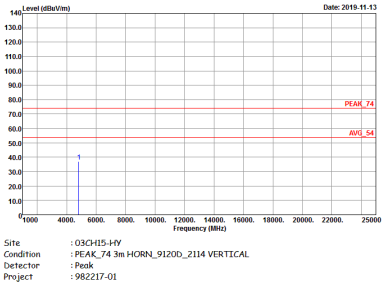

WIFI	2.4GHz 2400~2483.5MHz Harmonic @ 3m	
ANT	802.11g CH06 2437MHz	
1	Horizontal	Vertical
Peak Avg.	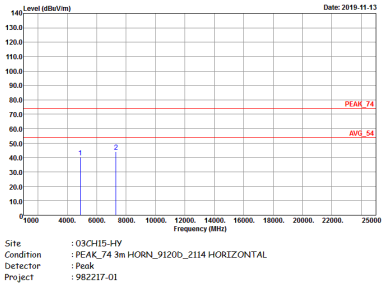	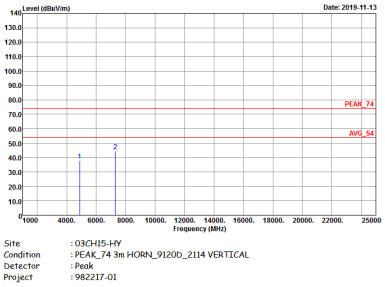

WIFI	2.4GHz 2400~2483.5MHz Harmonic @ 3m	
ANT	802.11g CH11 2462MHz	
1	Horizontal	Vertical
Peak Avg.	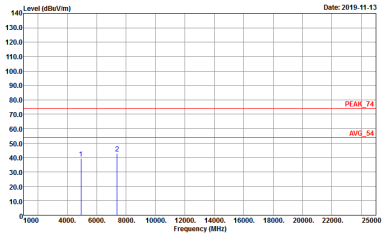	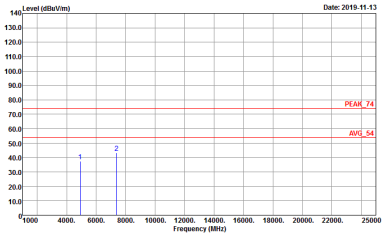

WIFI	2.4GHz 2400~2483.5MHz Harmonic @ 3m	
ANT	802.11g CH12 2467MHz	
1	Horizontal	Vertical
Peak Avg.	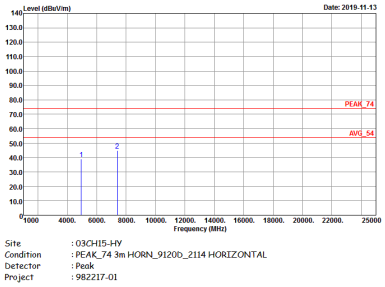	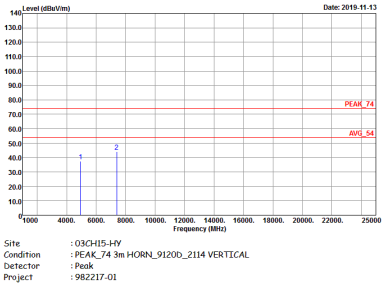

WIFI	2.4GHz 2400~2483.5MHz Harmonic @ 3m	
ANT	802.11g CH13 2472MHz	
1	Horizontal	Vertical
Peak Avg.	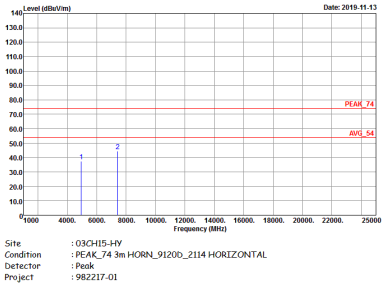	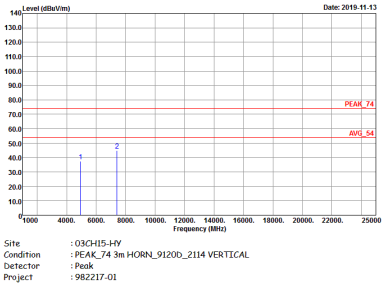

2.4GHz 2400~2483.5MHz

WIFI 802.11n HT20 (Harmonic @ 3m)

WIFI	2.4GHz 2400~2483.5MHz Harmonic @ 3m	
ANT	802.11n HT20 CH01 2412MHz	
1	Horizontal	Vertical
Peak Avg.	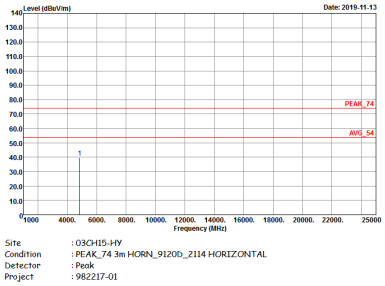	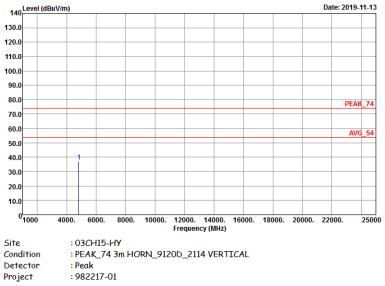

WIFI	2.4GHz 2400~2483.5MHz Harmonic @ 3m	
ANT	802.11n HT20 CH06 2437MHz	
1	Horizontal	Vertical
Peak Avg.	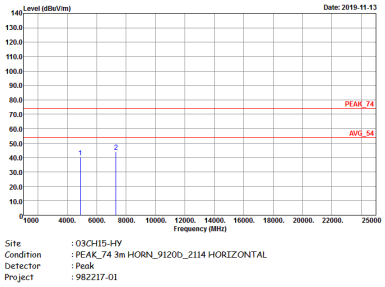	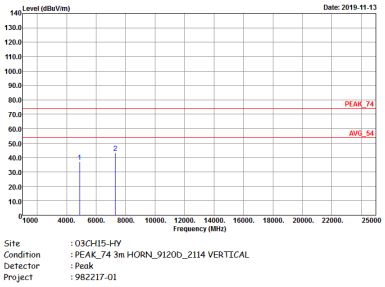

WIFI	2.4GHz 2400~2483.5MHz Harmonic @ 3m	
ANT	802.11n HT20 CH11 2462MHz	
1	Horizontal	Vertical
Peak Avg.	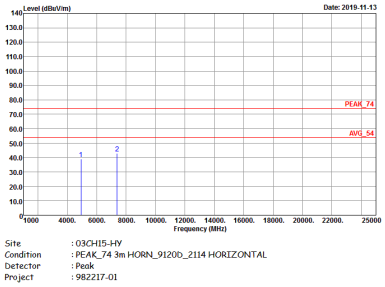	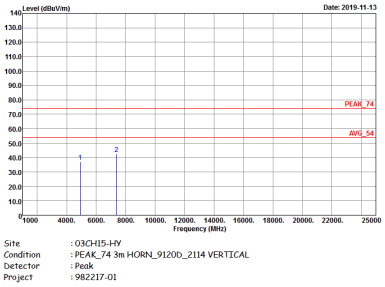

WIFI	2.4GHz 2400~2483.5MHz Harmonic @ 3m	
ANT	802.11n HT20 CH12 2462MHz	
1	Horizontal	Vertical
Peak Avg.	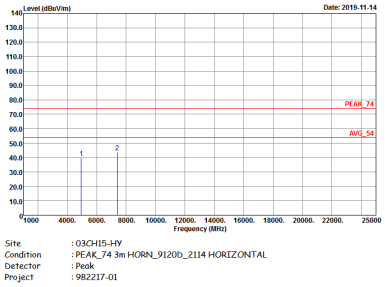	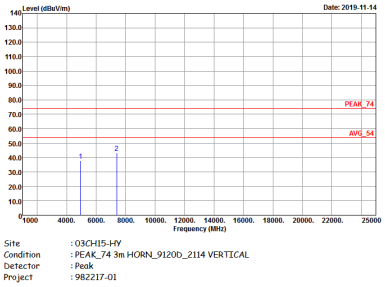

WIFI	2.4GHz 2400~2483.5MHz Harmonic @ 3m	
ANT	802.11n HT20 CH13 2472MHz	
1	Horizontal	Vertical
Peak Avg.	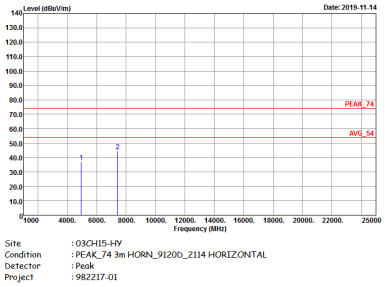	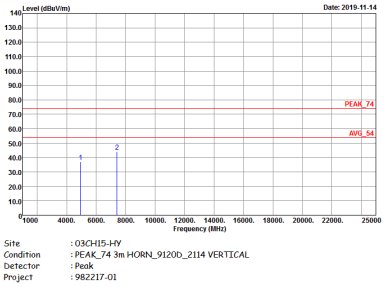

Emission below 1GHz

2.4GHz WIFI 802.11n HT20 (LF)

WIFI	2.4GHz 2400~2483.5MHz	
ANT	802.11n HT20 LF	
1	Horizontal	Vertical
QP / Peak	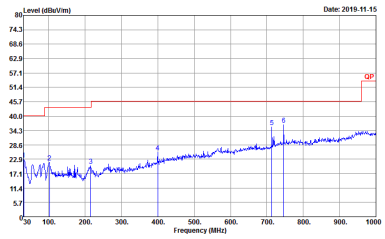 Site : 03CH15-HY Condition : QP 3m BILOG_15_41912 HORIZONTAL Detector : Peak Project : 982217-01	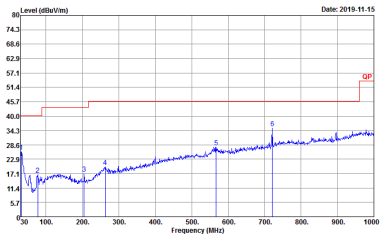 Site : 03CH15-HY Condition : QP 3m BILOG_15_41912 VERTICAL Detector : Peak Project : 982217-01

2.4GHz 2400~2483.5MHz

WIFI 802.11b (Band Edge @ 3m)

WIFI	2.4GHz 2400~2483.5MHz Band Edge @ 3m	
ANT	802.11b CH01 2412MHz	
2	Horizontal	Fundamental
Peak	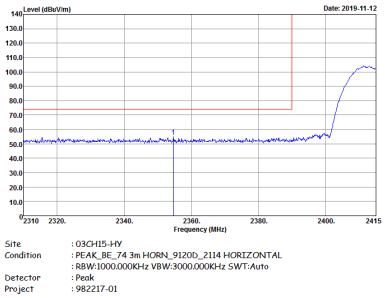	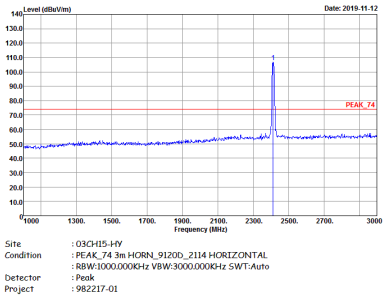
Avg.	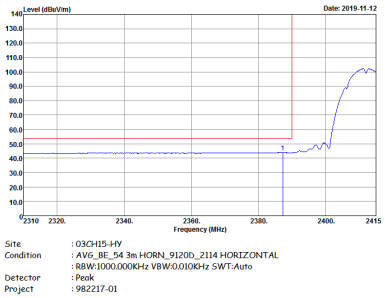	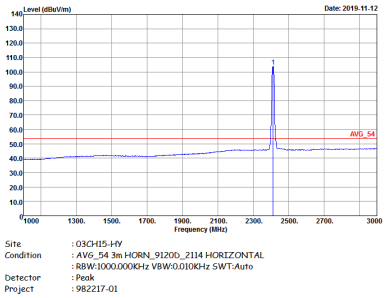

WIFI	2.4GHz 2400~2483.5MHz Band Edge @ 3m	
ANT	802.11b CH01 2412MHz	
2	Vertical	Fundamental
Peak	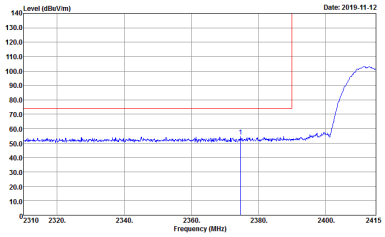 Site : 03CH15-HY Condition : PEAK_BE_74 3m HORN_9120D_2114 VERTICAL : RBW:1000.000KHz VBW:3000.000KHz SWT:Auto Detector : Peak Project : 982217-01	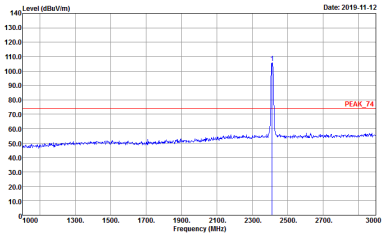 Site : 03CH15-HY Condition : PEAK_74 3m HORN_9120D_2114 VERTICAL : RBW:1000.000KHz VBW:3000.000KHz SWT:Auto Detector : Peak Project : 982217-01
Avg.	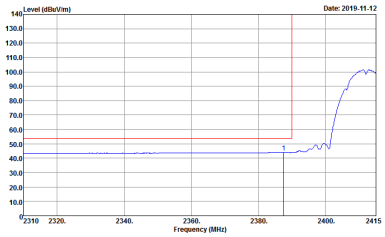 Site : 03CH15-HY Condition : AVG_BE_54 3m HORN_9120D_2114 VERTICAL : RBW:1000.000KHz VBW:0.010KHz SWT:Auto Detector : Peak Project : 982217-01	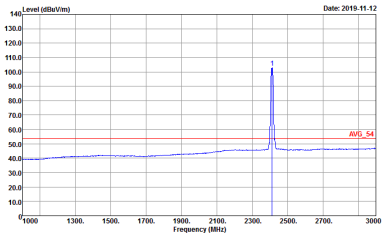 Site : 03CH15-HY Condition : AVG_54 3m HORN_9120D_2114 VERTICAL : RBW:1000.000KHz VBW:0.010KHz SWT:Auto Detector : Peak Project : 982217-01

WIFI	2.4GHz 2400~2483.5MHz Band Edge @ 3m	
ANT	802.11b CH06 2437MHz - L	
2	Horizontal	Fundamental
Peak	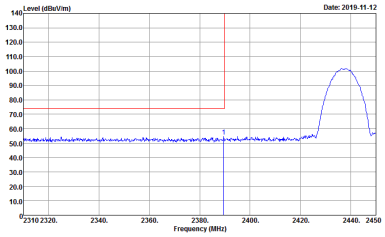	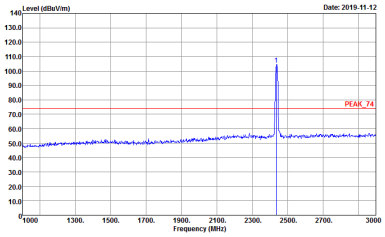
Avg.	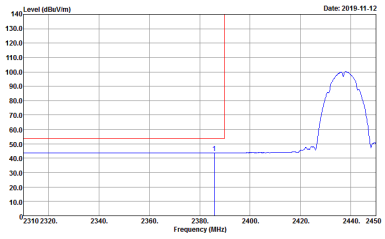	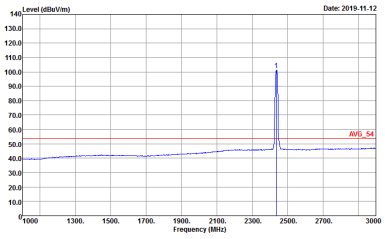

WIFI	2.4GHz 2400~2483.5MHz Band Edge @ 3m	
ANT	802.11b CH06 2437MHz - R	
2	Horizontal	Fundamental
Peak	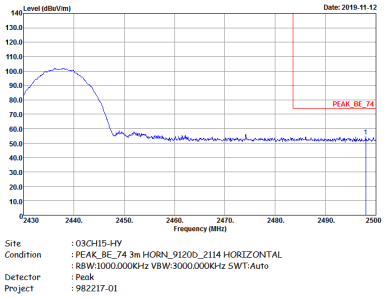	Left blank
Avg.	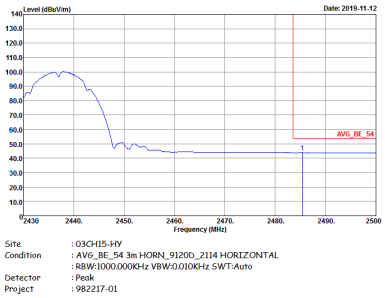	Left blank

WIFI	2.4GHz 2400~2483.5MHz Band Edge @ 3m	
ANT	802.11b CH06 2437MHz - L	
2	Vertical	Fundamental
Peak	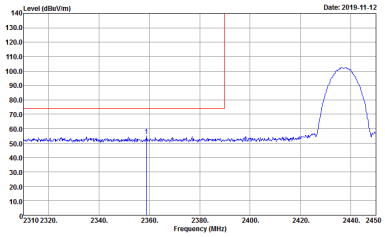 Site : 03CH15-HY Condition : PEAK_BE_74 3m HORN_9120D_2114 VERTICAL : RBW:1000.000KHz VBW:3000.000KHz SWT:Auto Detector : Peak Project : 982217-01	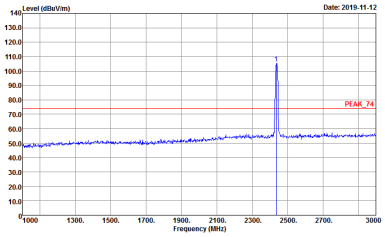 Site : 03CH15-HY Condition : PEAK_74 3m HORN_9120D_2114 VERTICAL : RBW:1000.000KHz VBW:3000.000KHz SWT:Auto Detector : Peak Project : 982217-01
Avg.	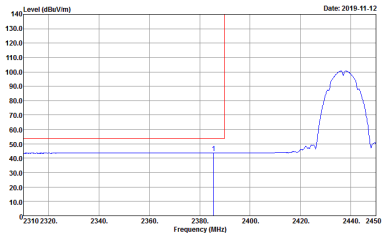 Site : 03CH15-HY Condition : AVG_BE_54 3m HORN_9120D_2114 VERTICAL : RBW:1000.000KHz VBW:0.010KHz SWT:Auto Detector : Peak Project : 982217-01	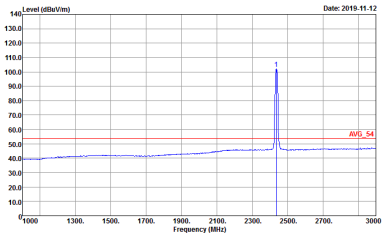 Site : 03CH15-HY Condition : AVG_54 3m HORN_9120D_2114 VERTICAL : RBW:1000.000KHz VBW:0.010KHz SWT:Auto Detector : Peak Project : 982217-01

WIFI	2.4GHz 2400~2483.5MHz Band Edge @ 3m	
ANT	802.11b CH06 2437MHz - R	
2	Vertical	Fundamental
Peak	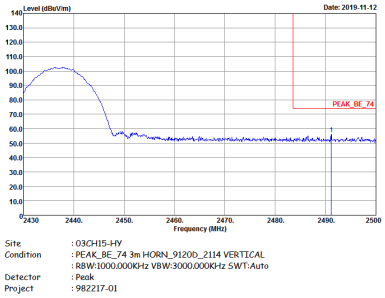	Left blank
Avg.	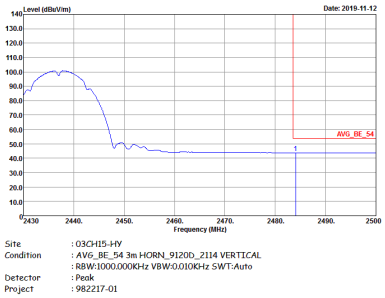	Left blank

WIFI	2.4GHz 2400~2483.5MHz Band Edge @ 3m	
ANT	802.11b CH11 2462MHz	
2	Horizontal	Fundamental
Peak	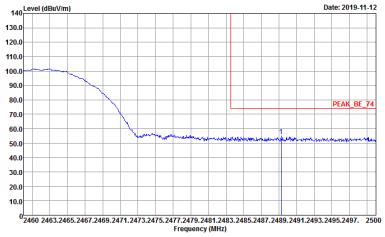 Site : 03CH15-HY Condition : PEAK_BE_74 3m HORN_9120D_2114 HORIZONTAL : RBW:1000.000KHz VBW:3000.000KHz SWT:Auto Detector : Peak Project : 982217-01	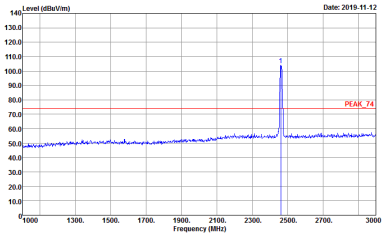 Site : 03CH15-HY Condition : PEAK_74 3m HORN_9120D_2114 HORIZONTAL : RBW:1000.000KHz VBW:3000.000KHz SWT:Auto Detector : Peak Project : 982217-01
Avg.	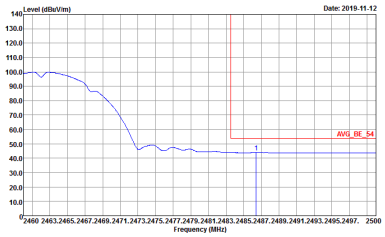 Site : 03CH15-HY Condition : AVG_BE_54 3m HORN_9120D_2114 HORIZONTAL : RBW:1000.000KHz VBW:0.010KHz SWT:Auto Detector : Peak Project : 982217-01	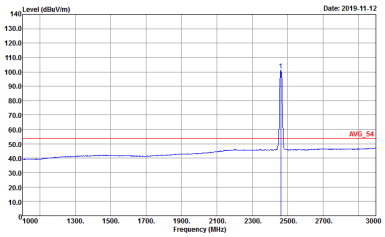 Site : 03CH15-HY Condition : AVG_54 3m HORN_9120D_2114 HORIZONTAL : RBW:1000.000KHz VBW:0.010KHz SWT:Auto Detector : Peak Project : 982217-01

WIFI	2.4GHz 2400~2483.5MHz Band Edge @ 3m	
ANT	802.11b CH11 2462MHz	
2	Vertical	Fundamental
Peak	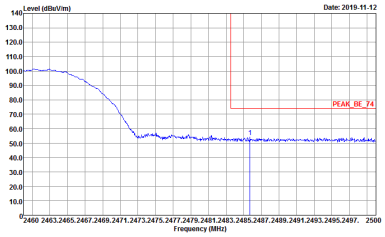 Site : 03CH15-HY Condition : PEAK_BE_74 3m HORN_9120D_2114 VERTICAL : RBW:1000.000KHz VBW:3000.000KHz SWT:Auto Detector : Peak Project : 982217-01	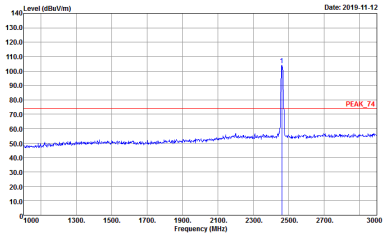 Site : 03CH15-HY Condition : PEAK_74 3m HORN_9120D_2114 VERTICAL : RBW:1000.000KHz VBW:3000.000KHz SWT:Auto Detector : Peak Project : 982217-01
Avg.	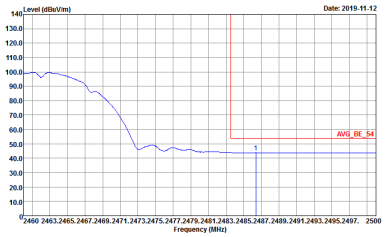 Site : 03CH15-HY Condition : AVG_BE_54 3m HORN_9120D_2114 VERTICAL : RBW:1000.000KHz VBW:0.010KHz SWT:Auto Detector : Peak Project : 982217-01	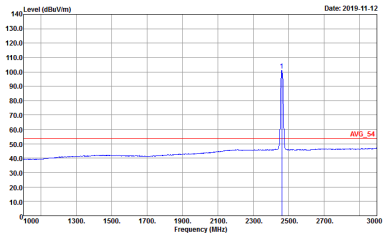 Site : 03CH15-HY Condition : AVG_54 3m HORN_9120D_2114 VERTICAL : RBW:1000.000KHz VBW:0.010KHz SWT:Auto Detector : Peak Project : 982217-01

WIFI	2.4GHz 2400~2483.5MHz Band Edge @ 3m	
ANT	802.11b CH12 2467MHz	
2	Horizontal	Fundamental
Peak	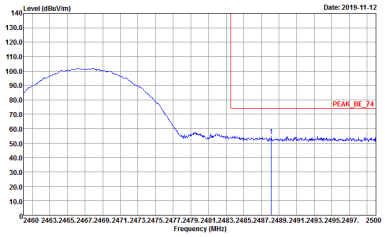 Site : 03CH15-HY Condition : PEAK_BE_74 3m HORN_9120D_2114 HORIZONTAL : RBW:1000.000KHz VBW:3000.000KHz SWT:Auto Detector : Peak Project : 982217-01	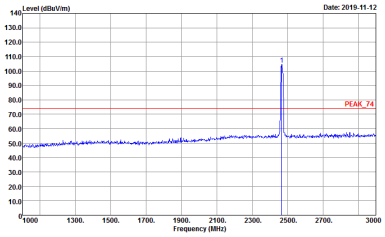 Site : 03CH15-HY Condition : PEAK_74 3m HORN_9120D_2114 HORIZONTAL : RBW:1000.000KHz VBW:3000.000KHz SWT:Auto Detector : Peak Project : 982217-01
Avg.	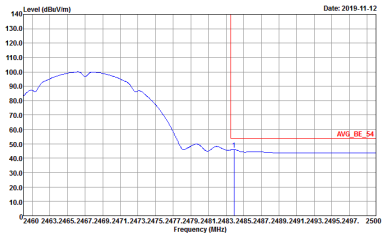 Site : 03CH15-HY Condition : AVG_BE_54 3m HORN_9120D_2114 HORIZONTAL : RBW:1000.000KHz VBW:0.010KHz SWT:Auto Detector : Peak Project : 982217-01	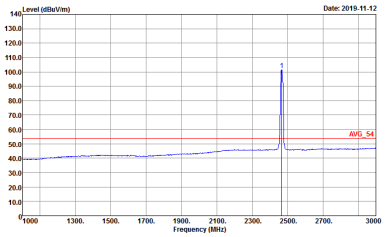 Site : 03CH15-HY Condition : AVG_54 3m HORN_9120D_2114 HORIZONTAL : RBW:1000.000KHz VBW:0.010KHz SWT:Auto Detector : Peak Project : 982217-01

WIFI	2.4GHz 2400~2483.5MHz Band Edge @ 3m	
ANT	802.11b CH12 2467MHz	
2	Vertical	Fundamental
Peak	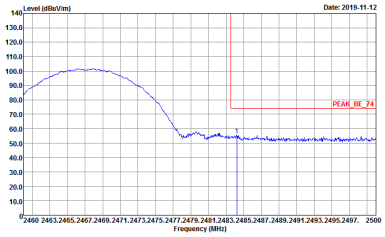 Site : 03CH15-HY Condition : PEAK_BE_74 3m HORN_9120D_2114 VERTICAL : RBW:1000.000KHz VBW:3000.000KHz SWT:Auto Detector : Peak Project : 982217-01	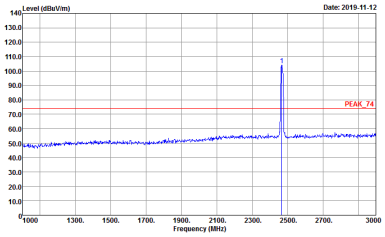 Site : 03CH15-HY Condition : PEAK_74 3m HORN_9120D_2114 VERTICAL : RBW:1000.000KHz VBW:3000.000KHz SWT:Auto Detector : Peak Project : 982217-01
Avg.	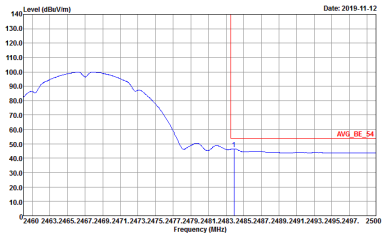 Site : 03CH15-HY Condition : AVG_BE_54 3m HORN_9120D_2114 VERTICAL : RBW:1000.000KHz VBW:0.010KHz SWT:Auto Detector : Peak Project : 982217-01	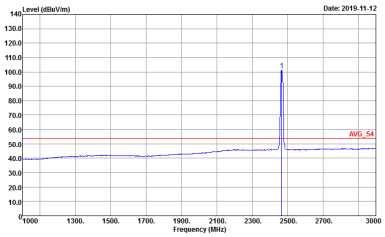 Site : 03CH15-HY Condition : AVG_54 3m HORN_9120D_2114 VERTICAL : RBW:1000.000KHz VBW:0.010KHz SWT:Auto Detector : Peak Project : 982217-01

WIFI	2.4GHz 2400~2483.5MHz Band Edge @ 3m	
ANT	802.11b CH13 2472MHz	
2	Horizontal	Fundamental
Peak	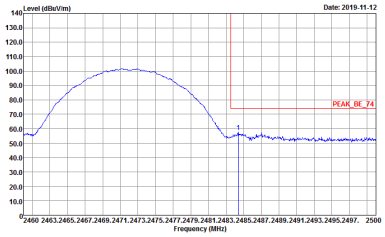 Site : 03CH15-HY Condition : PEAK_BE_74 3m HORN_9120D_2114 HORIZONTAL : RBW:1000.000KHz VBW:3000.000KHz SWT:Auto Detector : Peak Project : 982217-01	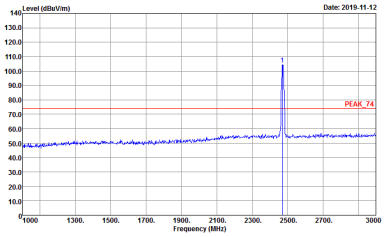 Site : 03CH15-HY Condition : PEAK_74 3m HORN_9120D_2114 HORIZONTAL : RBW:1000.000KHz VBW:3000.000KHz SWT:Auto Detector : Peak Project : 982217-01
Avg.	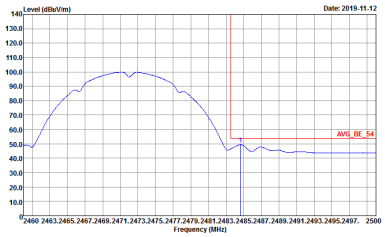 Site : 03CH15-HY Condition : AVG_BE_54 3m HORN_9120D_2114 HORIZONTAL : RBW:1000.000KHz VBW:0.010KHz SWT:Auto Detector : Peak Project : 982217-01	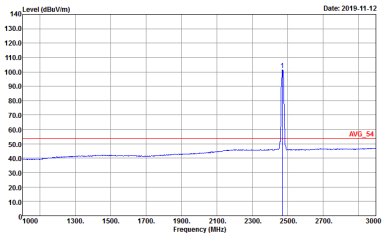 Site : 03CH15-HY Condition : AVG_54 3m HORN_9120D_2114 HORIZONTAL : RBW:1000.000KHz VBW:0.010KHz SWT:Auto Detector : Peak Project : 982217-01

WIFI	2.4GHz 2400~2483.5MHz Band Edge @ 3m	
ANT	802.11b CH13 2472MHz	
2	Vertical	Fundamental
Peak	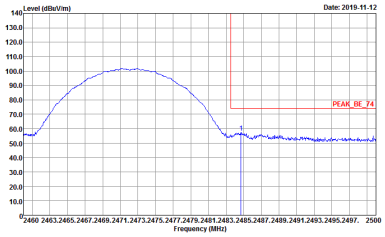 Site : 03CH15-HY Condition : PEAK_BE_74 3m HORN_9120D_2114 VERTICAL : RBW:1000.000KHz VBW:3000.000KHz SWT:Auto Detector : Peak Project : 982217-01	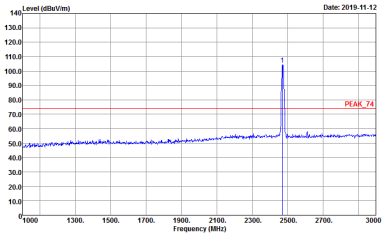 Site : 03CH15-HY Condition : PEAK_74 3m HORN_9120D_2114 VERTICAL : RBW:1000.000KHz VBW:3000.000KHz SWT:Auto Detector : Peak Project : 982217-01
Avg.	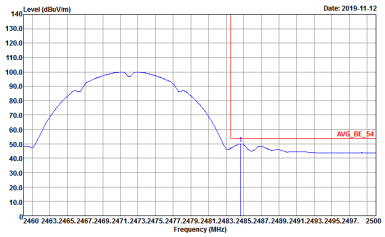 Site : 03CH15-HY Condition : AVG_BE_54 3m HORN_9120D_2114 VERTICAL : RBW:1000.000KHz VBW:0.010KHz SWT:Auto Detector : Peak Project : 982217-01	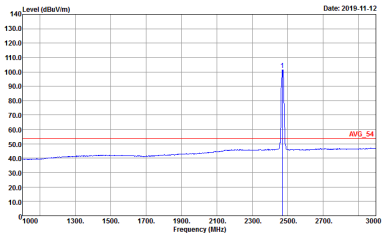 Site : 03CH15-HY Condition : AVG_54 3m HORN_9120D_2114 VERTICAL : RBW:1000.000KHz VBW:0.010KHz SWT:Auto Detector : Peak Project : 982217-01

2.4GHz 2400~2483.5MHz

WIFI 802.11g (Band Edge @ 3m)

WIFI	2.4GHz 2400~2483.5MHz Band Edge @ 3m	
ANT	802.11g CH01 2412MHz	
2	Horizontal	Fundamental
Peak	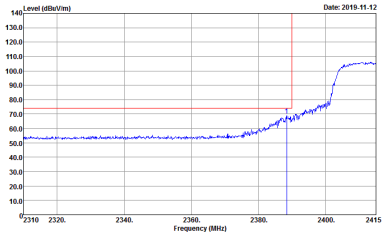	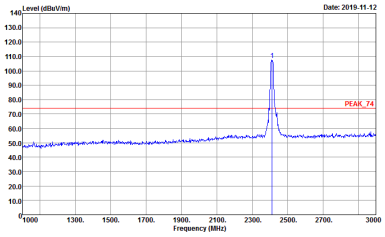
Avg.	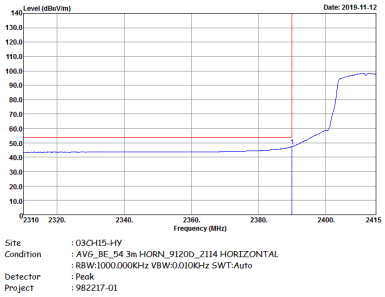	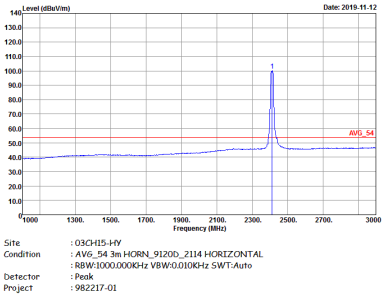

WIFI	2.4GHz 2400~2483.5MHz Band Edge @ 3m	
ANT	802.11g CH01 2412MHz	
2	Vertical	Fundamental
Peak	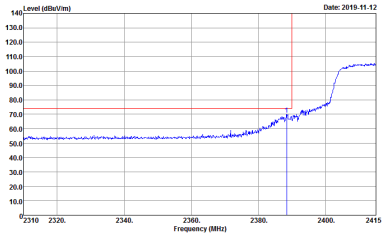	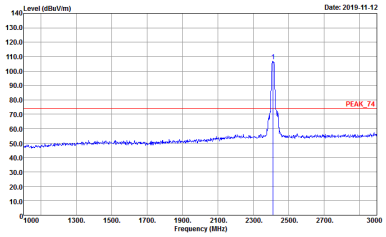
Avg.	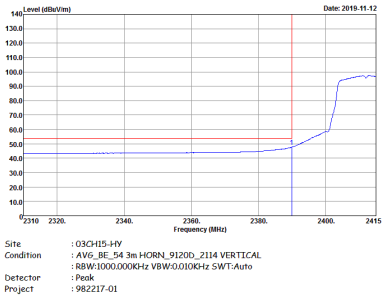	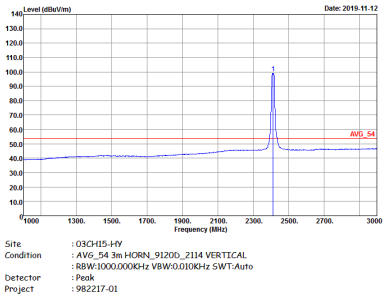

WIFI	2.4GHz 2400~2483.5MHz Band Edge @ 3m	
ANT	802.11g CH06 2437MHz - L	
2	Horizontal	Fundamental
Peak	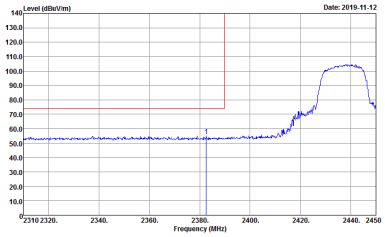 Site : 03CH15-HY Condition : PEAK_BE_74 3m HORN_9120D_2114 HORIZONTAL : RBW:1000.000KHz VBW:3000.000KHz SWT:Auto Detector : Peak Project : 982217-01	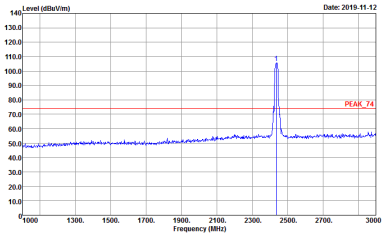 Site : 03CH15-HY Condition : PEAK_74 3m HORN_9120D_2114 HORIZONTAL : RBW:1000.000KHz VBW:3000.000KHz SWT:Auto Detector : Peak Project : 982217-01
Avg.	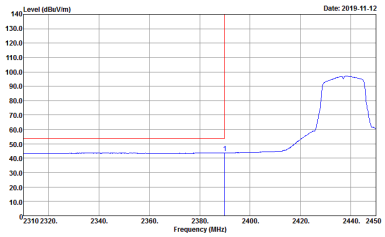 Site : 03CH15-HY Condition : AVG_BE_54 3m HORN_9120D_2114 HORIZONTAL : RBW:1000.000KHz VBW:0.010KHz SWT:Auto Detector : Peak Project : 982217-01	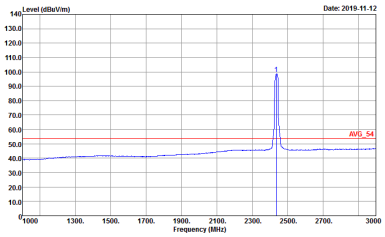 Site : 03CH15-HY Condition : AVG_54 3m HORN_9120D_2114 HORIZONTAL : RBW:1000.000KHz VBW:0.010KHz SWT:Auto Detector : Peak Project : 982217-01

WIFI	2.4GHz 2400~2483.5MHz Band Edge @ 3m	
ANT	802.11g CH06 2437MHz - R	
2	Horizontal	Fundamental
Peak	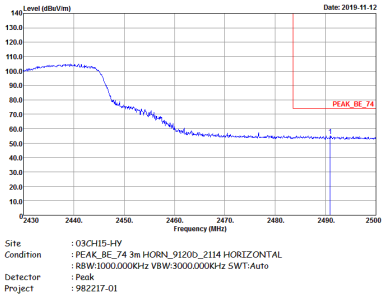	Left blank
Avg.	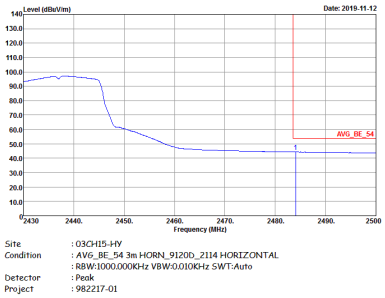	Left blank

WIFI	2.4GHz 2400~2483.5MHz Band Edge @ 3m	
ANT	802.11g CH06 2437MHz - L	
2	Vertical	Fundamental
Peak	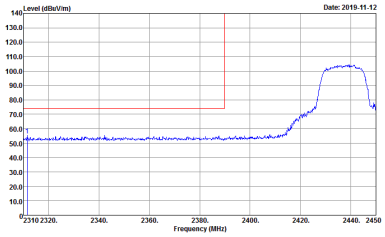	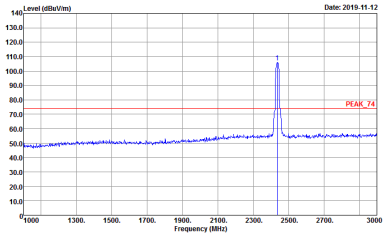
Avg.	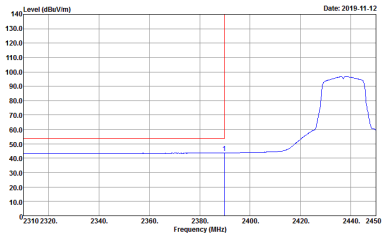	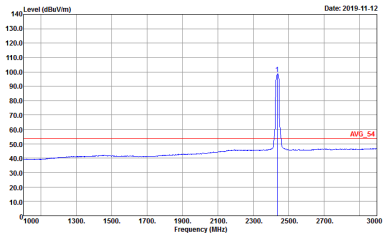

WIFI	2.4GHz 2400~2483.5MHz Band Edge @ 3m	
ANT	802.11g CH06 2437MHz - R	
2	Vertical	Fundamental
Peak	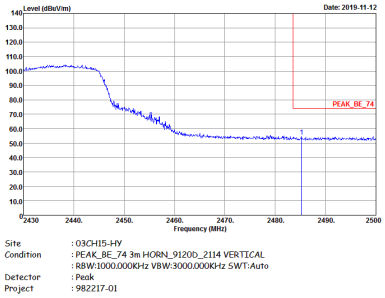	Left Blank
Avg.	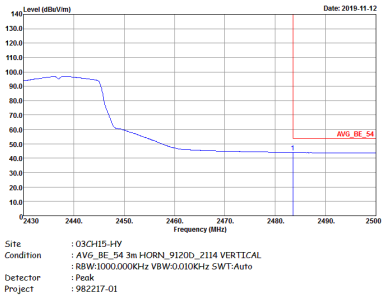	Left Blank

WIFI	2.4GHz 2400~2483.5MHz Band Edge @ 3m	
ANT	802.11g CH11 2462MHz	
2	Horizontal	Fundamental
Peak	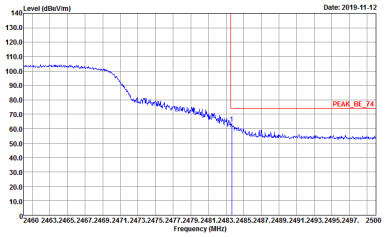 Site : 03CH15-HY Condition : PEAK_BE_74 3m HORN_9120D_2114 HORIZONTAL : RBW:1000.000KHz VBW:3000.000KHz SWT:Auto Detector : Peak Project : 982217-01	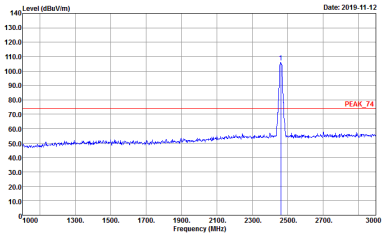 Site : 03CH15-HY Condition : PEAK_74 3m HORN_9120D_2114 HORIZONTAL : RBW:1000.000KHz VBW:3000.000KHz SWT:Auto Detector : Peak Project : 982217-01
Avg.	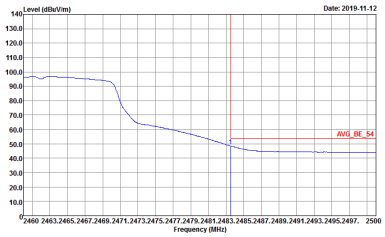 Site : 03CH15-HY Condition : AVG_BE_54 3m HORN_9120D_2114 HORIZONTAL : RBW:1000.000KHz VBW:0.010KHz SWT:Auto Detector : Peak Project : 982217-01	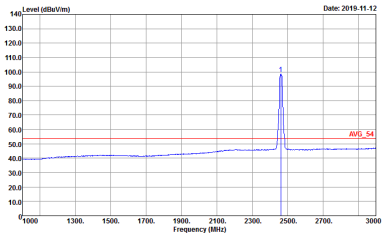 Site : 03CH15-HY Condition : AVG_54 3m HORN_9120D_2114 HORIZONTAL : RBW:1000.000KHz VBW:0.010KHz SWT:Auto Detector : Peak Project : 982217-01

WIFI	2.4GHz 2400~2483.5MHz Band Edge @ 3m	
ANT	802.11g CH11 2462MHz	
2	Vertical	Fundamental
Peak	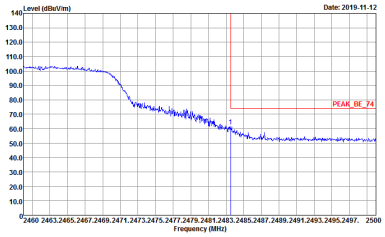 Site : 03CH15-HY Condition : PEAK_BE_74 3m HORN_9120D_2114 VERTICAL : RBW:1000.000KHz VBW:3000.000KHz SWT:Auto Detector : Peak Project : 982217-01	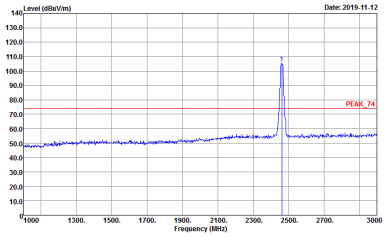 Site : 03CH15-HY Condition : PEAK_74 3m HORN_9120D_2114 VERTICAL : RBW:1000.000KHz VBW:3000.000KHz SWT:Auto Detector : Peak Project : 982217-01
Avg.	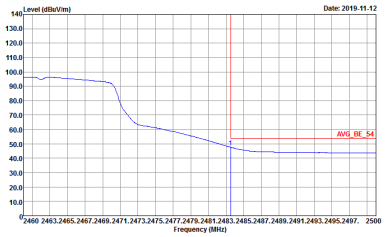 Site : 03CH15-HY Condition : AVG_BE_54 3m HORN_9120D_2114 VERTICAL : RBW:1000.000KHz VBW:0.010KHz SWT:Auto Detector : Peak Project : 982217-01	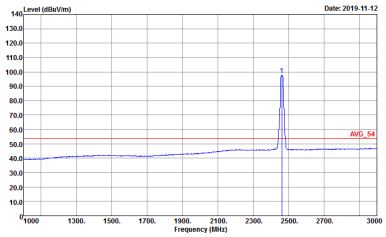 Site : 03CH15-HY Condition : AVG_54 3m HORN_9120D_2114 VERTICAL : RBW:1000.000KHz VBW:0.010KHz SWT:Auto Detector : Peak Project : 982217-01

WIFI	2.4GHz 2400~2483.5MHz Band Edge @ 3m	
ANT	802.11g CH12 2467MHz	
2	Horizontal	Fundamental
Peak	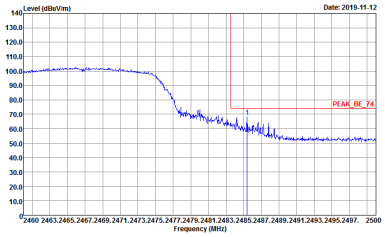 Site : 03CH15-HY Condition : PEAK_BE_74 3m HORN_9120D_2114 HORIZONTAL : RBW:1000.000KHz VBW:3000.000KHz SWT:Auto Detector : Peak Project : 982217-01 Setting : 14	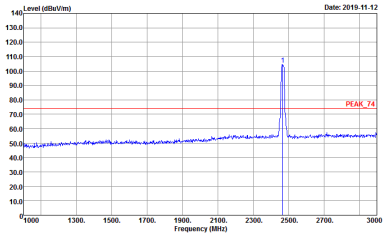 Site : 03CH15-HY Condition : PEAK_74 3m HORN_9120D_2114 HORIZONTAL : RBW:1000.000KHz VBW:3000.000KHz SWT:Auto Detector : Peak Project : 982217-01 Setting : 14
Avg.	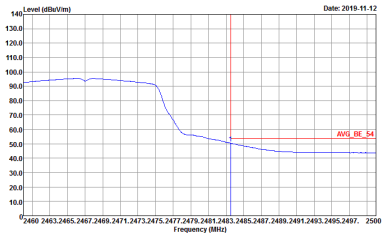 Site : 03CH15-HY Condition : AVG_BE_54 3m HORN_9120D_2114 HORIZONTAL : RBW:1000.000KHz VBW:0.010KHz SWT:Auto Detector : Peak Project : 982217-01 Setting : 14	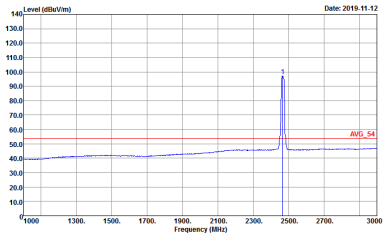 Site : 03CH15-HY Condition : AVG_54 3m HORN_9120D_2114 HORIZONTAL : RBW:1000.000KHz VBW:0.010KHz SWT:Auto Detector : Peak Project : 982217-01 Setting : 14

WIFI	2.4GHz 2400~2483.5MHz Band Edge @ 3m	
ANT	802.11g CH12 2467MHz	
2	Vertical	Fundamental
Peak	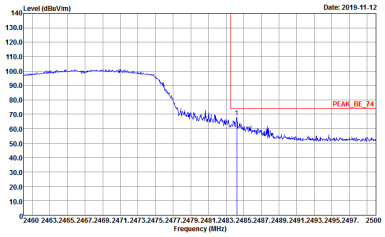 Site : 03CH15-HY Condition : PEAK_BE_74 3m HORN_9120D_2114 VERTICAL : RBW:1000.000KHz VBW:3000.000KHz SWT:Auto Detector : Peak Project : 982217-01 Setting : 14	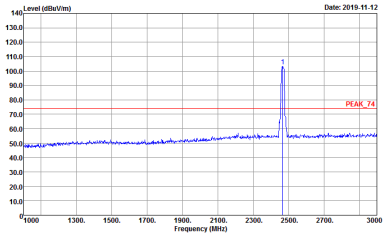 Site : 03CH15-HY Condition : PEAK_74 3m HORN_9120D_2114 VERTICAL : RBW:1000.000KHz VBW:3000.000KHz SWT:Auto Detector : Peak Project : 982217-01 Setting : 14
Avg.	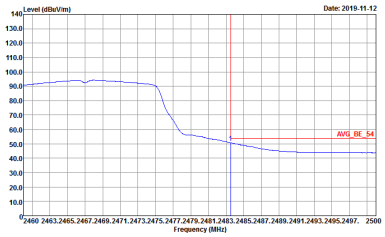 Site : 03CH15-HY Condition : AVG_BE_54 3m HORN_9120D_2114 VERTICAL : RBW:1000.000KHz VBW:0.010KHz SWT:Auto Detector : Peak Project : 982217-01 Setting : 14	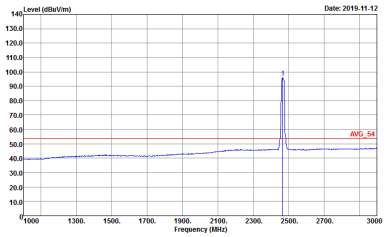 Site : 03CH15-HY Condition : AVG_54 3m HORN_9120D_2114 VERTICAL : RBW:1000.000KHz VBW:0.010KHz SWT:Auto Detector : Peak Project : 982217-01 Setting : 14

WIFI	2.4GHz 2400~2483.5MHz Band Edge @ 3m	
ANT	802.11g CH13 2472MHz	
2	Horizontal	Fundamental
Peak	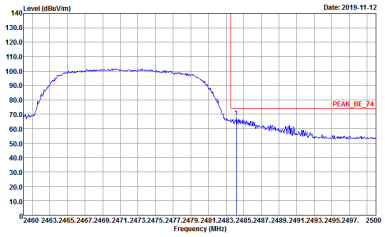 Site : 03CH15-HY Condition : PEAK_BE_74 3m HORN_9120D_2114 HORIZONTAL : RBW:1000.000KHz VBW:3000.000KHz SWT:Auto Detector : Peak Project : 982217-01 Setting : 13	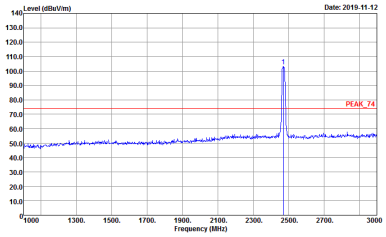 Site : 03CH15-HY Condition : PEAK_74 3m HORN_9120D_2114 HORIZONTAL : RBW:1000.000KHz VBW:3000.000KHz SWT:Auto Detector : Peak Project : 982217-01 Setting : 13
Avg.	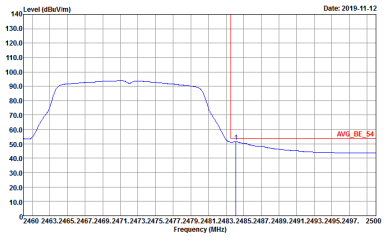 Site : 03CH15-HY Condition : AVG_BE_54 3m HORN_9120D_2114 HORIZONTAL : RBW:1000.000KHz VBW:0.010KHz SWT:Auto Detector : Peak Project : 982217-01 Setting : 13	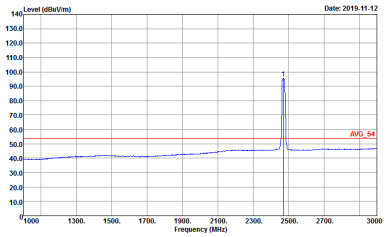 Site : 03CH15-HY Condition : AVG_54 3m HORN_9120D_2114 HORIZONTAL : RBW:1000.000KHz VBW:0.010KHz SWT:Auto Detector : Peak Project : 982217-01 Setting : 13

WIFI	2.4GHz 2400~2483.5MHz Band Edge @ 3m	
ANT	802.11g CH13 2472MHz	
2	Vertical	Fundamental
Peak	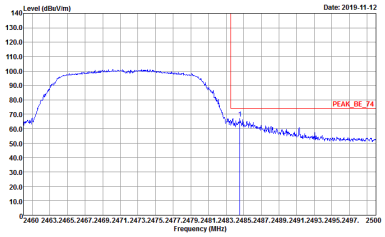 Site : 03CH15-HY Condition : PEAK_BE_74 3m HORN_9120D_2114 VERTICAL : RBW:1000.000KHz VBW:3000.000KHz SWT:Auto Detector : Peak Project : 982217-01 Setting : 13	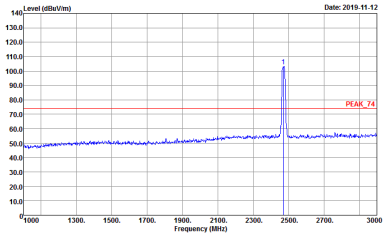 Site : 03CH15-HY Condition : PEAK_74 3m HORN_9120D_2114 VERTICAL : RBW:1000.000KHz VBW:3000.000KHz SWT:Auto Detector : Peak Project : 982217-01 Setting : 13
Avg.	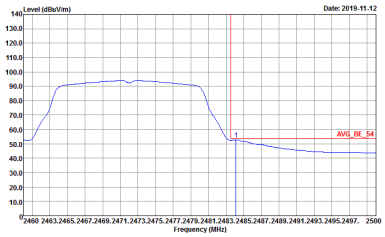 Site : 03CH15-HY Condition : AVG_BE_54 3m HORN_9120D_2114 VERTICAL : RBW:1000.000KHz VBW:0.010KHz SWT:Auto Detector : Peak Project : 982217-01 Setting : 13	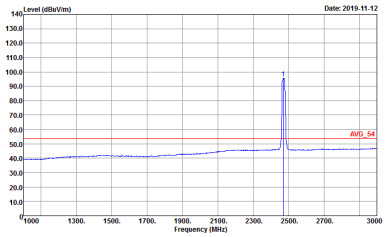 Site : 03CH15-HY Condition : AVG_54 3m HORN_9120D_2114 VERTICAL : RBW:1000.000KHz VBW:0.010KHz SWT:Auto Detector : Peak Project : 982217-01 Setting : 13

2.4GHz 2400~2483.5MHz

WIFI 802.11n HT20 (Band Edge @ 3m)

WIFI	2.4GHz 2400~2483.5MHz Band Edge @ 3m	
ANT	802.11n HT20 CH01 2412MHz	
2	Horizontal	Fundamental
Peak	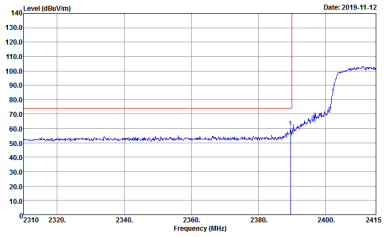	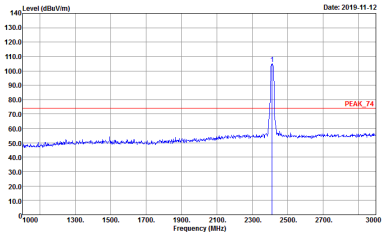
Avg.	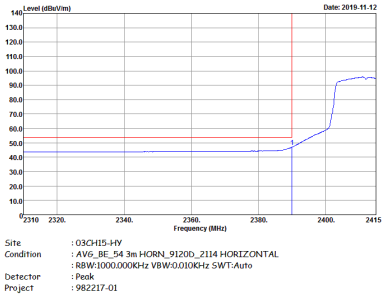	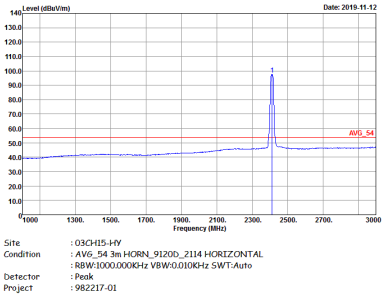

WIFI	2.4GHz 2400~2483.5MHz Band Edge @ 3m	
ANT	802.11n HT20 CH01 2412MHz	
2	Vertical	Fundamental
Peak	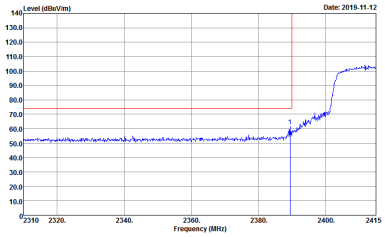 Site : 03CH15-HY Condition : PEAK_BE_74 3m HORN_9120D_2114 VERTICAL : RBW:1000.000KHz VBW:3000.000KHz SWT:Auto Detector : Peak Project : 982217-01	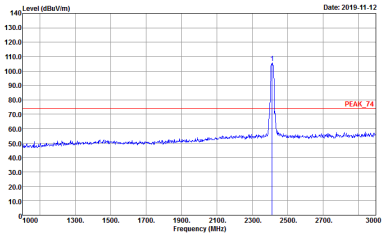 Site : 03CH15-HY Condition : PEAK_74 3m HORN_9120D_2114 VERTICAL : RBW:1000.000KHz VBW:3000.000KHz SWT:Auto Detector : Peak Project : 982217-01
Avg.	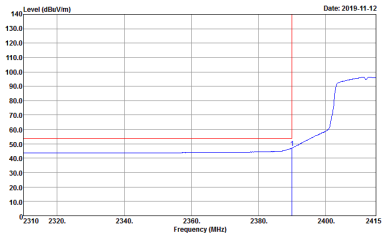 Site : 03CH15-HY Condition : AVG_BE_54 3m HORN_9120D_2114 VERTICAL : RBW:1000.000KHz VBW:0.010KHz SWT:Auto Detector : Peak Project : 982217-01	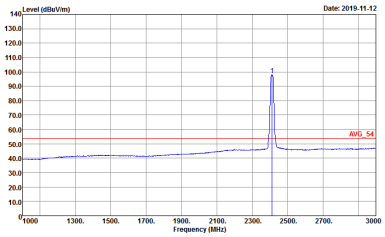 Site : 03CH15-HY Condition : AVG_54 3m HORN_9120D_2114 VERTICAL : RBW:1000.000KHz VBW:0.010KHz SWT:Auto Detector : Peak Project : 982217-01

WIFI	2.4GHz 2400~2483.5MHz Band Edge @ 3m	
ANT	802.11n HT20 CH06 2437MHz - L	
2	Horizontal	Fundamental
Peak	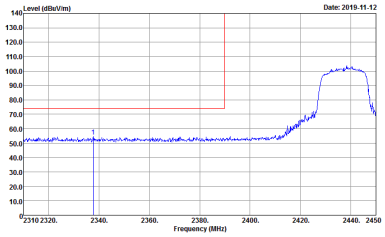	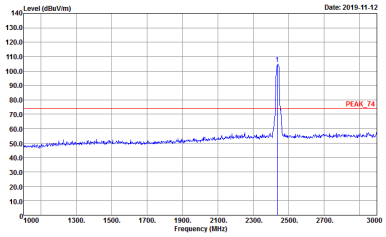
Avg.	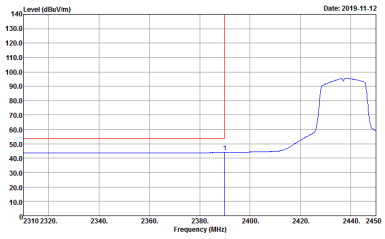	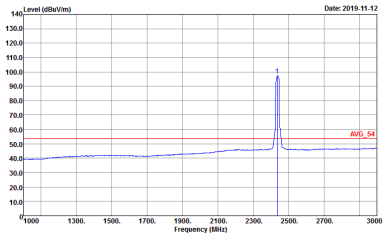

WIFI	2.4GHz 2400~2483.5MHz Band Edge @ 3m	
ANT	802.11n HT20 CH06 2437MHz - R	
2	Horizontal	Fundamental
Peak	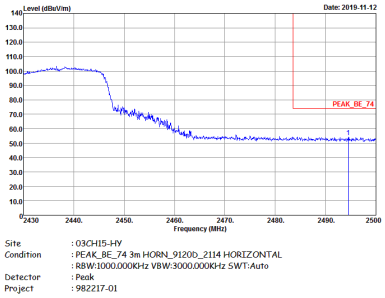	Left blank
Avg.	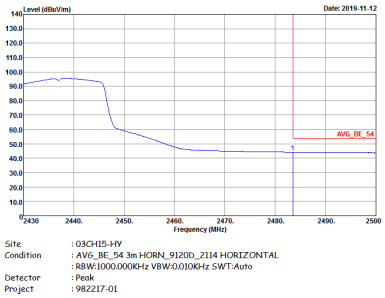	Left blank

WIFI	2.4GHz 2400~2483.5MHz Band Edge @ 3m	
ANT	802.11n HT20 CH06 2437MHz - L	
2	Vertical	Fundamental
Peak	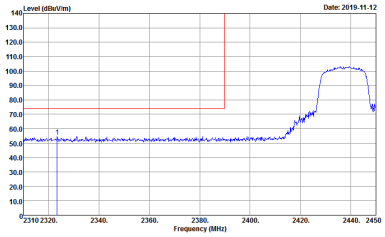	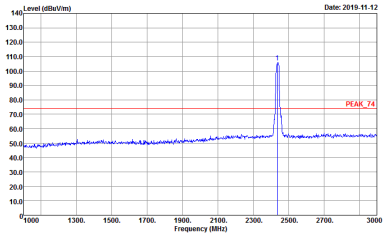
Avg.	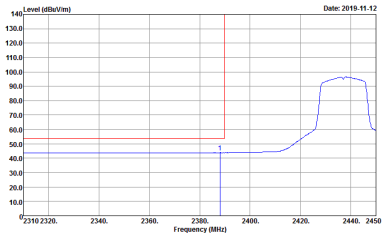	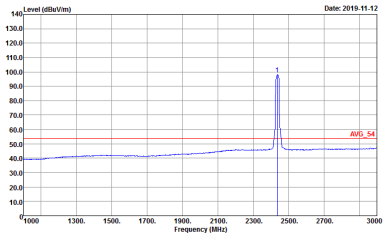

WIFI	2.4GHz 2400~2483.5MHz Band Edge @ 3m	
ANT	802.11n HT20 CH06 2437MHz - R	
2	Vertical	Fundamental
Peak	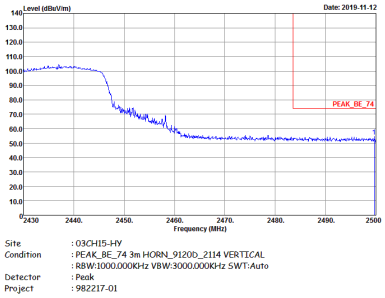	Left Blank
Avg.	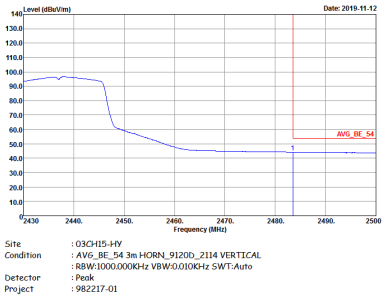	Left Blank

WIFI	2.4GHz 2400~2483.5MHz Band Edge @ 3m	
ANT	802.11n HT20 CH11 2462MHz	
2	Horizontal	Fundamental
Peak	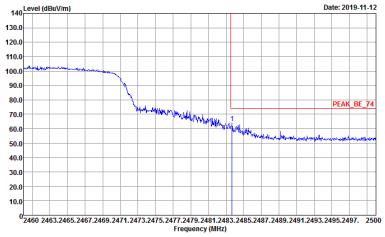 Site : 03CH15-HY Condition : PEAK_BE_74 3m HORN_9120D_2114 HORIZONTAL : RBW:1000.000KHz VBW:3000.000KHz SWT:Auto Detector : Peak Project : 982217-01	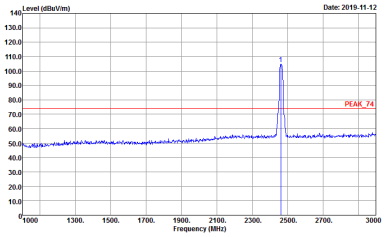 Site : 03CH15-HY Condition : PEAK_74 3m HORN_9120D_2114 HORIZONTAL : RBW:1000.000KHz VBW:3000.000KHz SWT:Auto Detector : Peak Project : 982217-01
Avg.	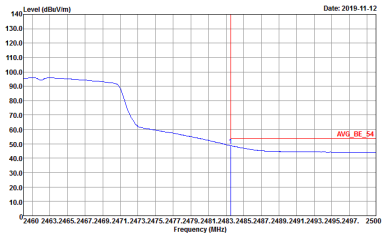 Site : 03CH15-HY Condition : AVG_BE_54 3m HORN_9120D_2114 HORIZONTAL : RBW:1000.000KHz VBW:0.010KHz SWT:Auto Detector : Peak Project : 982217-01	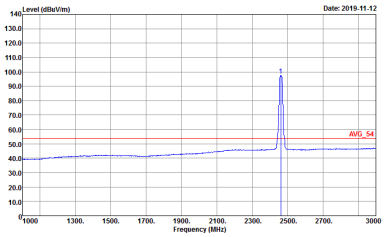 Site : 03CH15-HY Condition : AVG_54 3m HORN_9120D_2114 HORIZONTAL : RBW:1000.000KHz VBW:0.010KHz SWT:Auto Detector : Peak Project : 982217-01

WIFI	2.4GHz 2400~2483.5MHz Fundamental @ 3m	
ANT	802.11n HT20 CH11 2462MHz	
2	Vertical	Fundamental
Peak	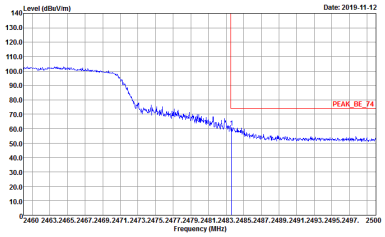 Site : 03CH15-HY Condition : PEAK_BE_74 3m HORN_9120D_2114 VERTICAL : RBW:1000.000KHz VBW:3000.000KHz SWT:Auto Detector : Peak Project : 982217-01	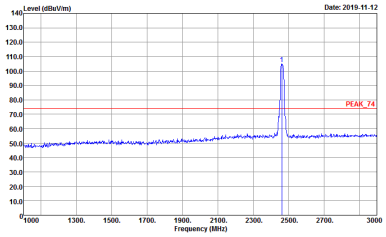 Site : 03CH15-HY Condition : PEAK_74 3m HORN_9120D_2114 VERTICAL : RBW:1000.000KHz VBW:3000.000KHz SWT:Auto Detector : Peak Project : 982217-01
Avg.	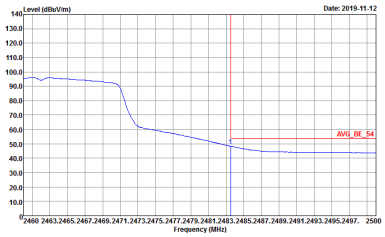 Site : 03CH15-HY Condition : AVG_BE_54 3m HORN_9120D_2114 VERTICAL : RBW:1000.000KHz VBW:0.010KHz SWT:Auto Detector : Peak Project : 982217-01	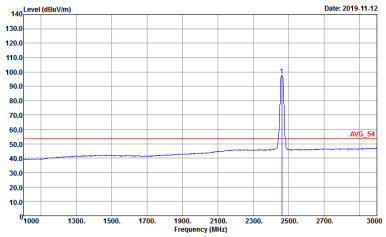 Site : 03CH15-HY Condition : AVG_54 3m HORN_9120D_2114 VERTICAL : RBW:1000.000KHz VBW:0.010KHz SWT:Auto Detector : Peak Project : 982217-01

WIFI	2.4GHz 2400~2483.5MHz Band Edge @ 3m	
ANT	802.11n HT20 CH12 2467MHz	
2	Horizontal	Fundamental
Peak	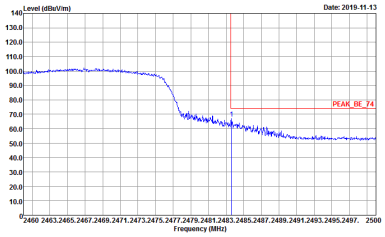 Site : 03CH15-HY Condition : PEAK_BE_74 3m HORN_9120D_2114 HORIZONTAL : RBW:1000.000KHz VBW:3000.000KHz SWT:Auto Detector : Peak Project : 982217-01 Setting : 14.5	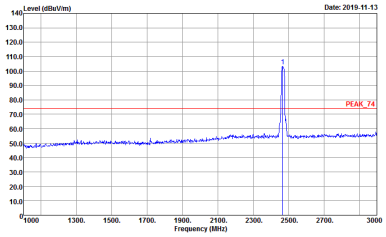 Site : 03CH15-HY Condition : PEAK_74 3m HORN_9120D_2114 HORIZONTAL : RBW:1000.000KHz VBW:3000.000KHz SWT:Auto Detector : Peak Project : 982217-01 Setting : 14.5
Avg.	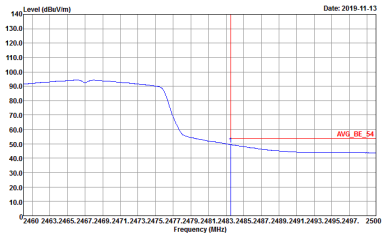 Site : 03CH15-HY Condition : AVG_BE_54 3m HORN_9120D_2114 HORIZONTAL : RBW:1000.000KHz VBW:0.010KHz SWT:Auto Detector : Peak Project : 982217-01 Setting : 14.5	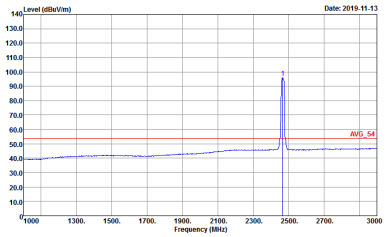 Site : 03CH15-HY Condition : AVG_54 3m HORN_9120D_2114 HORIZONTAL : RBW:1000.000KHz VBW:0.010KHz SWT:Auto Detector : Peak Project : 982217-01 Setting : 14.5

WIFI	2.4GHz 2400~2483.5MHz Band Edge @ 3m	
ANT	802.11n HT20 CH12 2467MHz	
2	Vertical	Fundamental
Peak	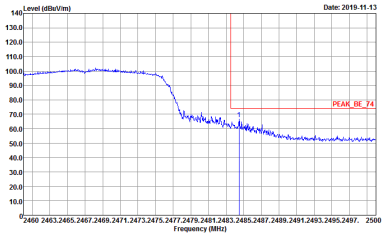 Site : 03CH15-HY Condition : PEAK_BE_74 3m HORN_9120D_2114 VERTICAL : RBW:1000.000KHz VBW:3000.000KHz SWT:Auto Detector : Peak Project : 982217-01 Setting : 14.5	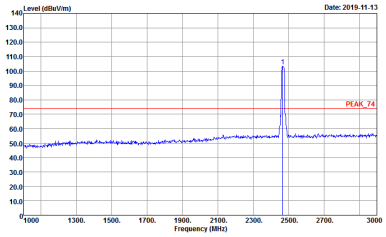 Site : 03CH15-HY Condition : PEAK_74 3m HORN_9120D_2114 VERTICAL : RBW:1000.000KHz VBW:3000.000KHz SWT:Auto Detector : Peak Project : 982217-01 Setting : 14.5
Avg.	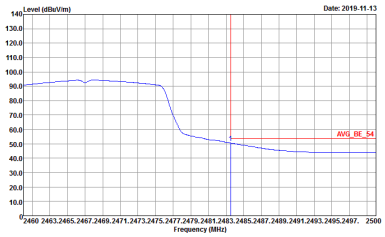 Site : 03CH15-HY Condition : AVG_BE_54 3m HORN_9120D_2114 VERTICAL : RBW:1000.000KHz VBW:0.010KHz SWT:Auto Detector : Peak Project : 982217-01 Setting : 14.5	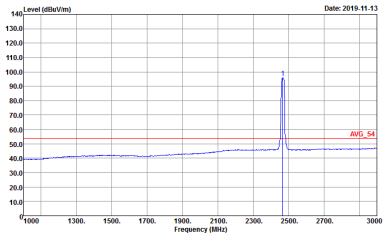 Site : 03CH15-HY Condition : AVG_54 3m HORN_9120D_2114 VERTICAL : RBW:1000.000KHz VBW:0.010KHz SWT:Auto Detector : Peak Project : 982217-01 Setting : 14.5

WIFI	2.4GHz 2400~2483.5MHz Band Edge @ 3m	
ANT	802.11n HT20 CH13 2472MHz	
2	Horizontal	Fundamental
Peak	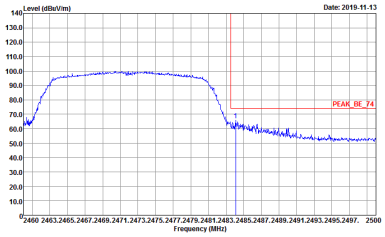 Site : 03CH15-HY Condition : PEAK_BE_74 3m HORN_9120D_2114 HORIZONTAL : RBW:1000.000KHz VBW:3000.000KHz SWT:Auto Detector : Peak Project : 982217-01 Setting : 13	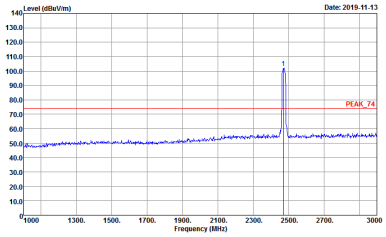 Site : 03CH15-HY Condition : PEAK_74 3m HORN_9120D_2114 HORIZONTAL : RBW:1000.000KHz VBW:3000.000KHz SWT:Auto Detector : Peak Project : 982217-01 Setting : 13
Avg.	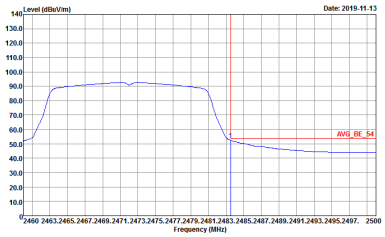 Site : 03CH15-HY Condition : AVG_BE_54 3m HORN_9120D_2114 HORIZONTAL : RBW:1000.000KHz VBW:0.010KHz SWT:Auto Detector : Peak Project : 982217-01 Setting : 13	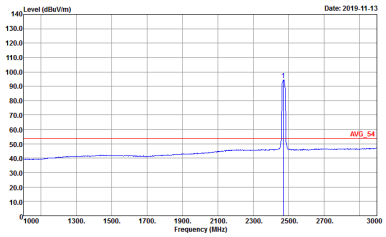 Site : 03CH15-HY Condition : AVG_54 3m HORN_9120D_2114 HORIZONTAL : RBW:1000.000KHz VBW:0.010KHz SWT:Auto Detector : Peak Project : 982217-01 Setting : 13

WIFI	2.4GHz 2400~2483.5MHz Band Edge @ 3m	
ANT	802.11n HT20 CH13 2472MHz	
2	Vertical	Fundamental
Peak	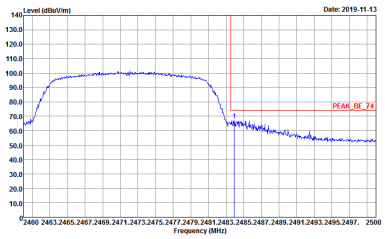 Site : 03CH15-HY Condition : PEAK_BE_74 3m HORN_9120D_2114 VERTICAL : RBW:1000.000KHz VBW:3000.000KHz SWT:Auto Detector : Peak Project : 982217-01 Setting : 13	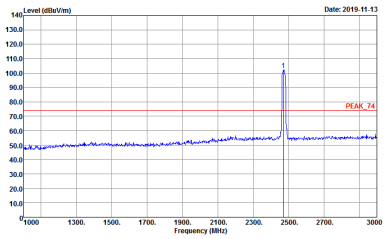 Site : 03CH15-HY Condition : PEAK_74 3m HORN_9120D_2114 VERTICAL : RBW:1000.000KHz VBW:3000.000KHz SWT:Auto Detector : Peak Project : 982217-01 Setting : 13
Avg.	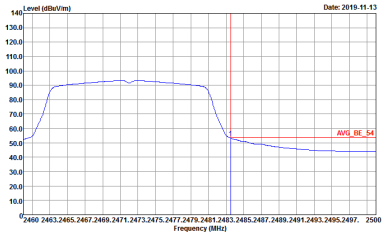 Site : 03CH15-HY Condition : AVG_BE_54 3m HORN_9120D_2114 VERTICAL : RBW:1000.000KHz VBW:0.010KHz SWT:Auto Detector : Peak Project : 982217-01 Setting : 13	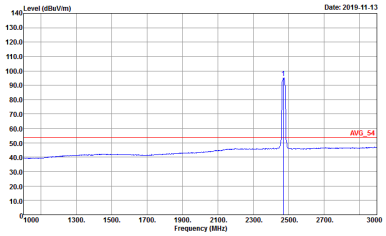 Site : 03CH15-HY Condition : AVG_54 3m HORN_9120D_2114 VERTICAL : RBW:1000.000KHz VBW:0.010KHz SWT:Auto Detector : Peak Project : 982217-01 Setting : 13

2.4GHz 2400~2483.5MHz

WIFI 802.11b (Harmonic @ 3m)

WIFI	2.4GHz 2400~2483.5MHz Harmonic @ 3m	
ANT	802.11b CH01 2412MHz	
2	Horizontal	Vertical
Peak Avg.	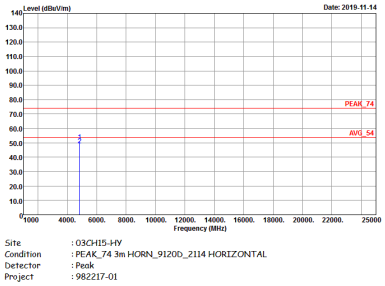	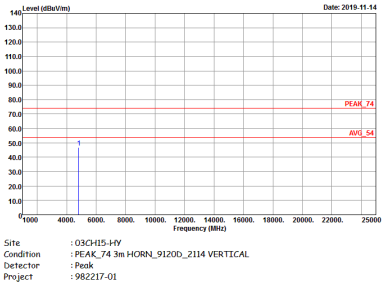

WIFI	2.4GHz 2400~2483.5MHz Harmonic @ 3m	
ANT	802.11b CH06 2437MHz	
2	Horizontal	Vertical
Peak Avg.	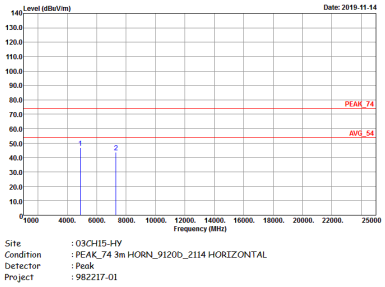	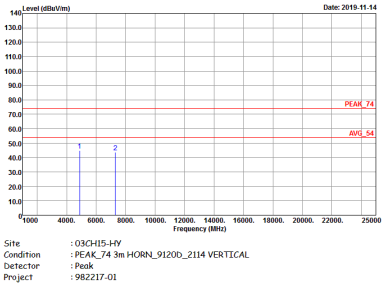

WIFI	2.4GHz 2400~2483.5MHz Harmonic @ 3m	
ANT	802.11b CH11 2462MHz	
2	Horizontal	Vertical
Peak Avg.	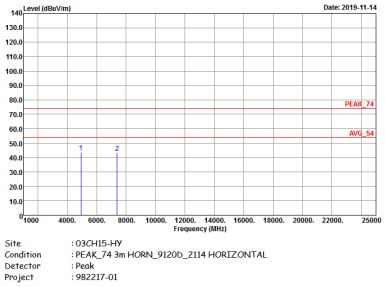	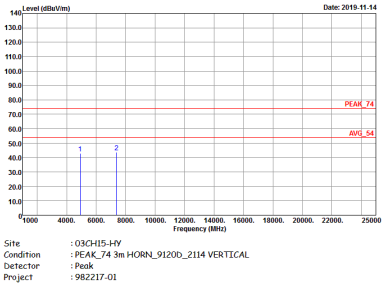

WIFI	2.4GHz 2400~2483.5MHz Harmonic @ 3m	
ANT	802.11b CH12 2467MHz	
2	Horizontal	Vertical
Peak Avg.	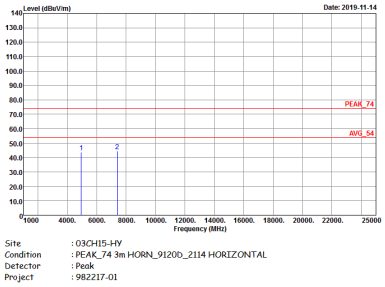	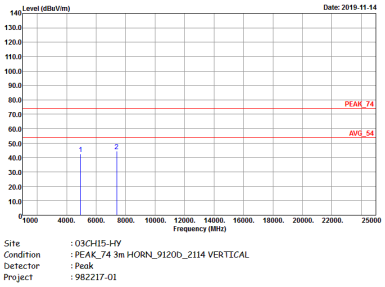

WIFI	2.4GHz 2400~2483.5MHz Harmonic @ 3m	
ANT	802.11b CH13 2472MHz	
2	Horizontal	Vertical
Peak Avg.	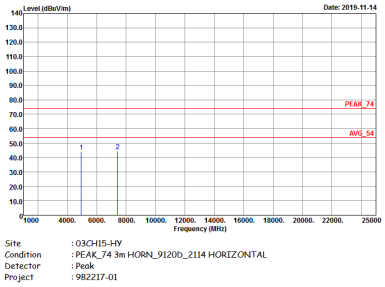	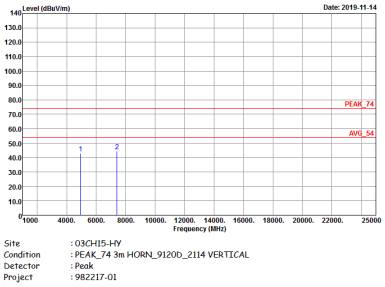

2.4GHz 2400~2483.5MHz

WIFI 802.11g (Harmonic @ 3m)

WIFI	2.4GHz 2400~2483.5MHz Harmonic @ 3m	
ANT	802.11g CH01 2412MHz	
2	Horizontal	Vertical
Peak Avg.	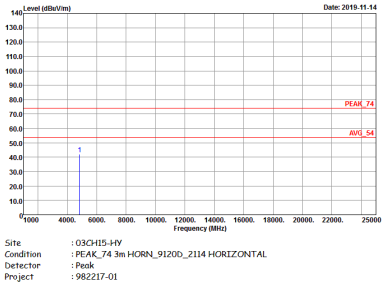	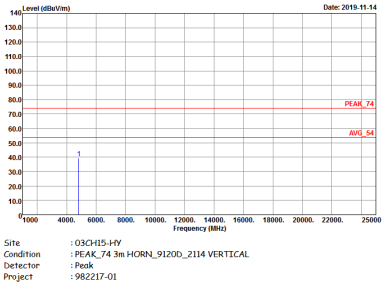

WIFI	2.4GHz 2400~2483.5MHz Harmonic @ 3m	
ANT	802.11g CH06 2437MHz	
2	Horizontal	Vertical
Peak Avg.	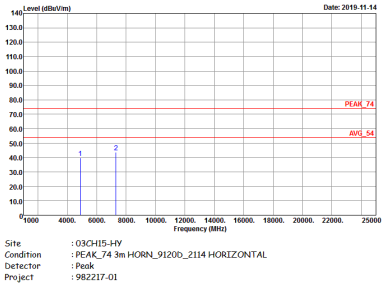	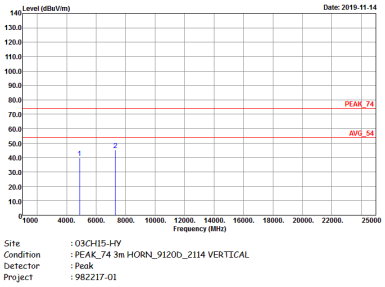

WIFI	2.4GHz 2400~2483.5MHz Harmonic @ 3m	
ANT	802.11g CH11 2462MHz	
2	Horizontal	Vertical
Peak Avg.	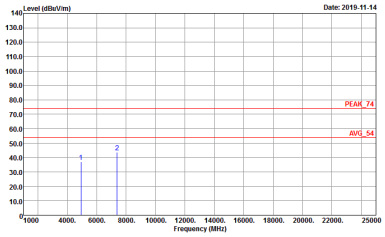	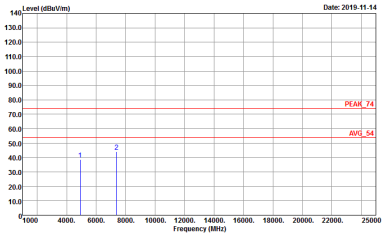

WIFI	2.4GHz 2400~2483.5MHz Harmonic @ 3m	
ANT	802.11g CH12 2467MHz	
2	Horizontal	Vertical
Peak Avg.	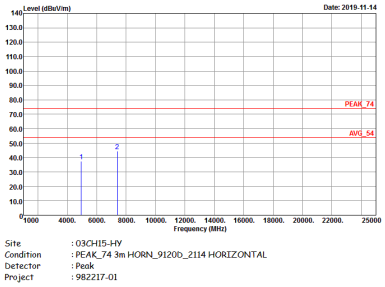	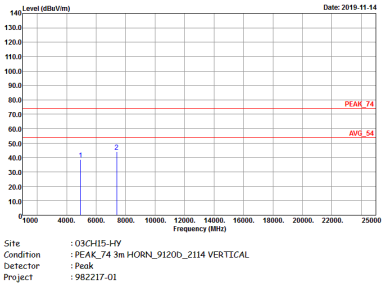

WIFI	2.4GHz 2400~2483.5MHz Harmonic @ 3m	
ANT	802.11g CH13 2472MHz	
2	Horizontal	Vertical
Peak Avg.	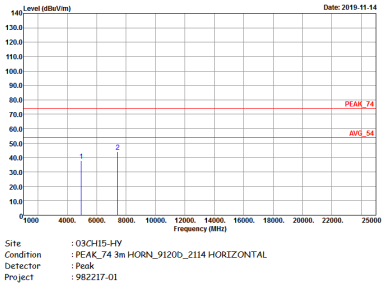	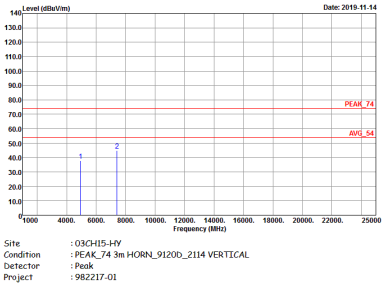

2.4GHz 2400~2483.5MHz

WIFI 802.11n HT20 (Harmonic @ 3m)

WIFI	2.4GHz 2400~2483.5MHz Harmonic @ 3m	
ANT	802.11n HT20 CH01 2412MHz	
2	Horizontal	Vertical
Peak Avg.	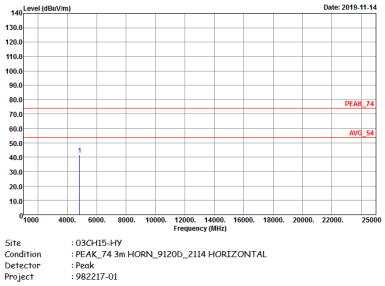	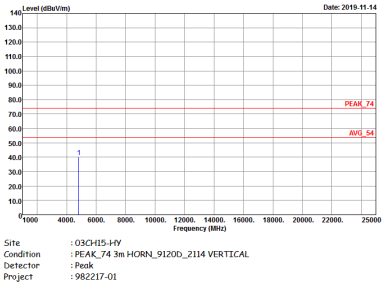

WIFI	2.4GHz 2400~2483.5MHz Harmonic @ 3m	
ANT	802.11n HT20 CH06 2437MHz	
2	Horizontal	Vertical
Peak Avg.	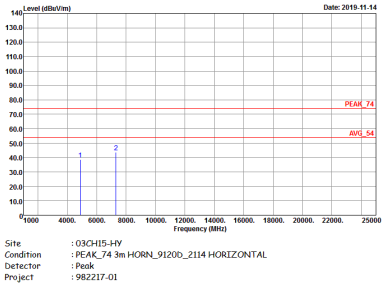	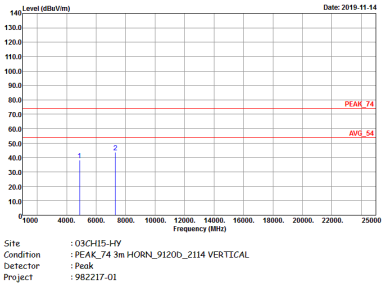

WIFI	2.4GHz 2400~2483.5MHz Harmonic @ 3m	
ANT	802.11n HT20 CH11 2462MHz	
2	Horizontal	Vertical
Peak Avg.	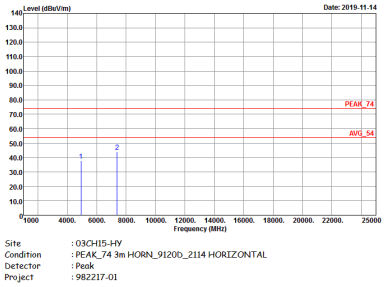	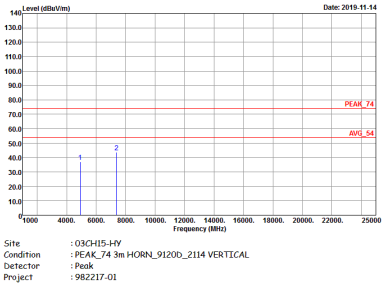

WIFI	2.4GHz 2400~2483.5MHz Harmonic @ 3m	
ANT	802.11n HT20 CH12 2462MHz	
2	Horizontal	Vertical
Peak Avg.	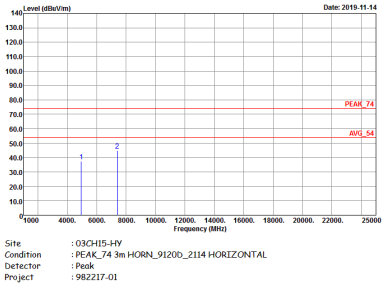	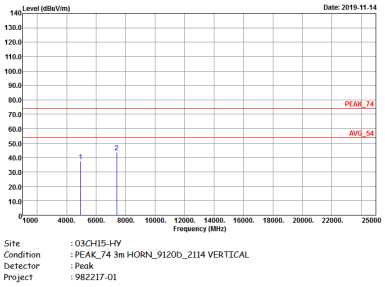

WIFI	2.4GHz 2400~2483.5MHz Harmonic @ 3m	
ANT	802.11n HT20 CH13 2472MHz	
2	Horizontal	Vertical
Peak Avg.	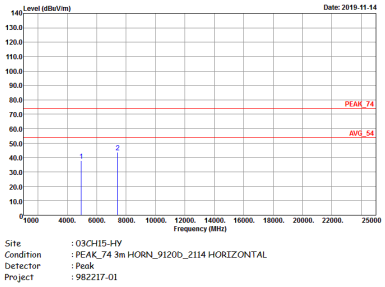	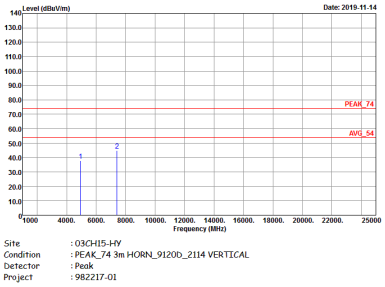

Emission below 1GHz

2.4GHz WIFI 802.11n HT20 (LF)

WIFI	2.4GHz 2400~2483.5MHz	
ANT	802.11n HT20 LF	
2	Horizontal	Vertical
QP / Peak	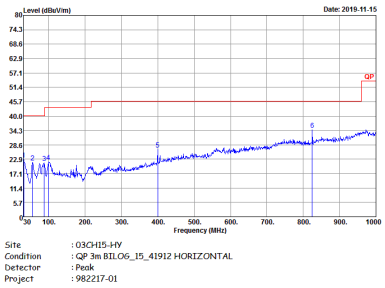	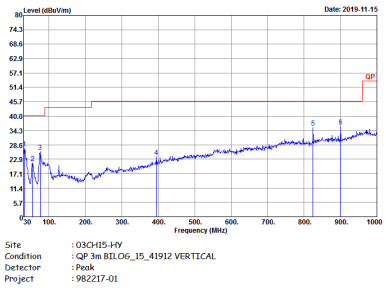

<EUT with Wireless Charger Mode>

2.4GHz 2400~2483.5MHz

WIFI 802.11n HT20 (Band Edge @ 3m)

WIFI	2.4GHz 2400~2483.5MHz Band Edge @ 3m	
ANT	802.11n HT20 CH13 2472MHz	
1	Horizontal	Fundamental
Peak	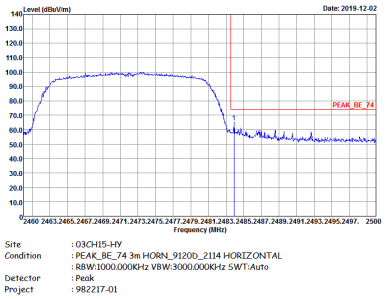	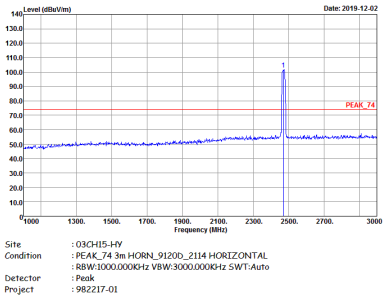
Avg.	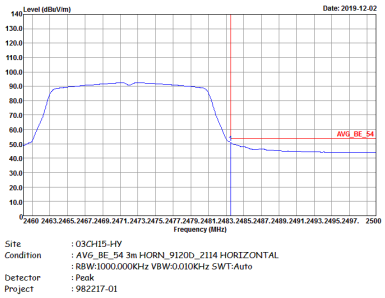	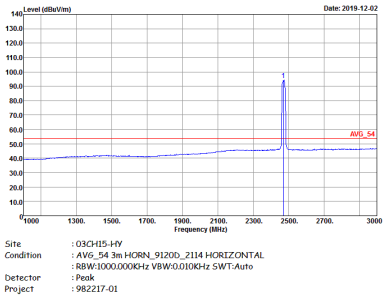

WIFI	2.4GHz 2400~2483.5MHz Band Edge @ 3m	
ANT	802.11n HT20 CH13 2472MHz	
1	Vertical	Fundamental
Peak	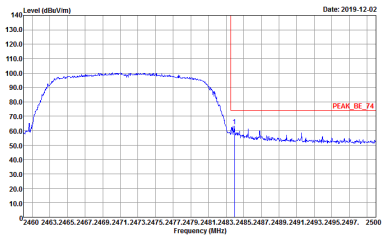	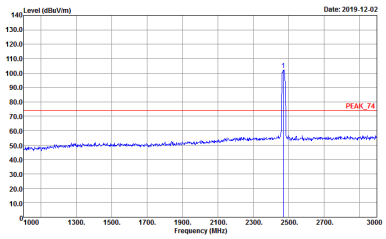
Avg.	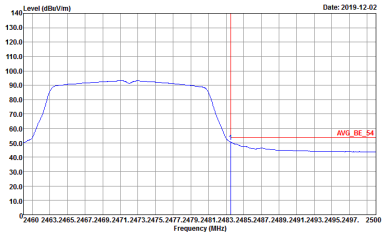	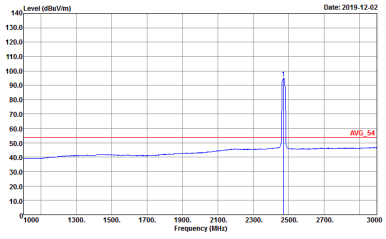

2.4GHz 2400~2483.5MHz

WIFI 802.11n HT20 (Harmonic @ 3m)

WIFI	2.4GHz 2400~2483.5MHz Harmonic @ 3m	
ANT	802.11n HT20 CH13 2472MHz	
1	Horizontal	Vertical
Peak Avg.	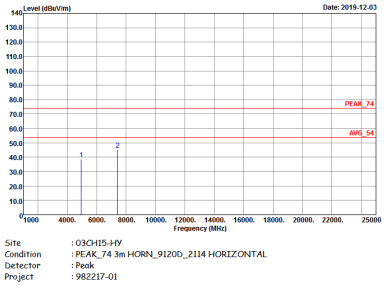	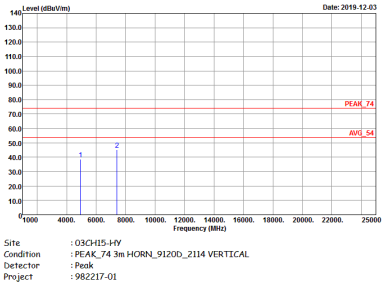

Emission below 1GHz

2.4GHz WIFI 802.11n HT20 (LF)

WIFI	2.4GHz 2400~2483.5MHz	
ANT	802.11n HT20 LF	
1	Horizontal	Vertical
QP / Peak	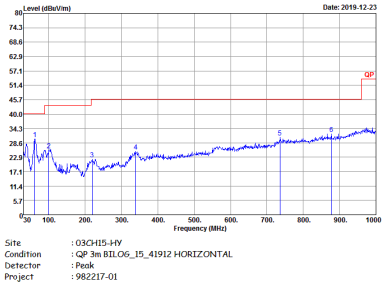	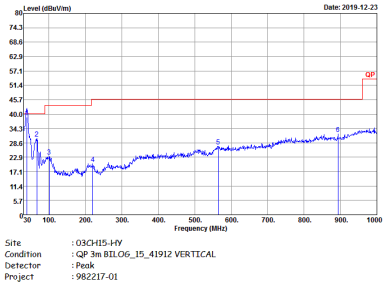

2.4GHz 2400~2483.5MHz

WIFI 802.11n HT20 (Band Edge @ 3m)

WIFI	2.4GHz 2400~2483.5MHz Band Edge @ 3m	
ANT	802.11n HT20 CH13 2472MHz	
2	Horizontal	Fundamental
Peak	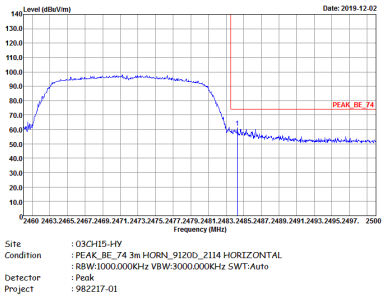	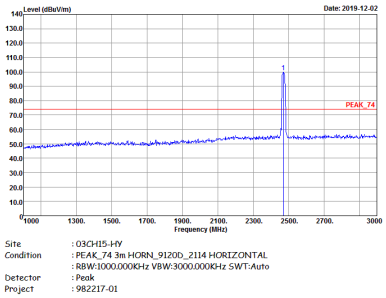
Avg.	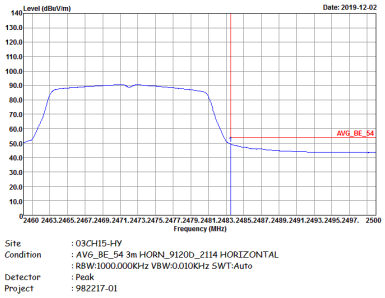	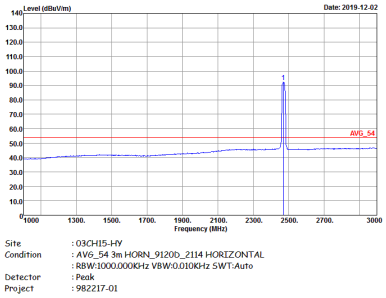

WIFI	2.4GHz 2400~2483.5MHz Band Edge @ 3m	
ANT	802.11n HT20 CH13 2472MHz	
2	Vertical	Fundamental
Peak	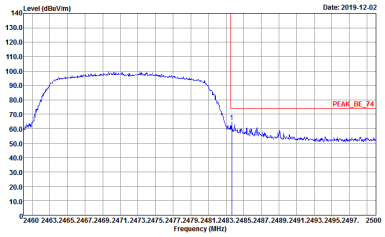 Site : 03CH15-HY Condition : PEAK_BE_74 3m HORN_9120D_2114 VERTICAL : RBW:1000.000KHz VBW:3000.000KHz SWT:Auto Detector : Peak Project : 982217-01	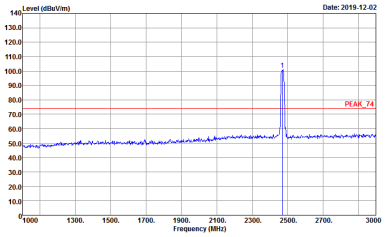 Site : 03CH15-HY Condition : PEAK_74 3m HORN_9120D_2114 VERTICAL : RBW:1000.000KHz VBW:3000.000KHz SWT:Auto Detector : Peak Project : 982217-01
Avg.	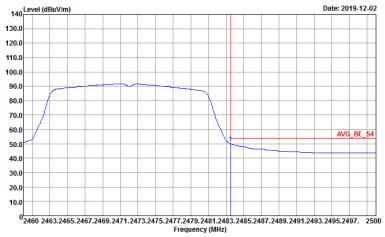 Site : 03CH15-HY Condition : AVG_BE_54 3m HORN_9120D_2114 VERTICAL : RBW:1000.000KHz VBW:0.010KHz SWT:Auto Detector : Peak Project : 982217-01	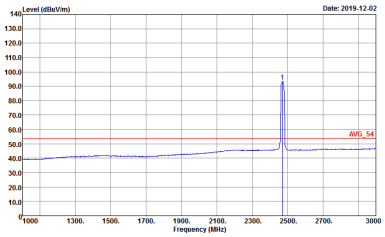 Site : 03CH15-HY Condition : AVG_54 3m HORN_9120D_2114 VERTICAL : RBW:1000.000KHz VBW:0.010KHz SWT:Auto Detector : Peak Project : 982217-01

2.4GHz 2400~2483.5MHz

WIFI 802.11n HT20 (Harmonic @ 3m)

WIFI	2.4GHz 2400~2483.5MHz Harmonic @ 3m	
ANT	802.11n HT20 CH13 2472MHz	
2	Horizontal	Vertical
Peak Avg.	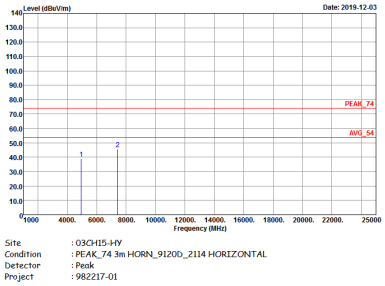	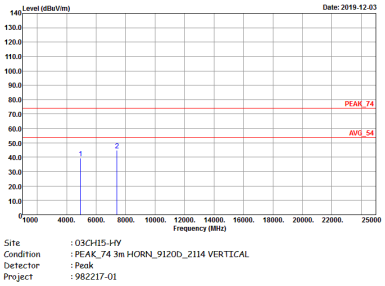

Emission below 1GHz

2.4GHz WIFI 802.11n HT20 (LF)

WIFI	2.4GHz 2400~2483.5MHz	
ANT	802.11n HT20 LF	
2	Horizontal	Vertical
QP / Peak	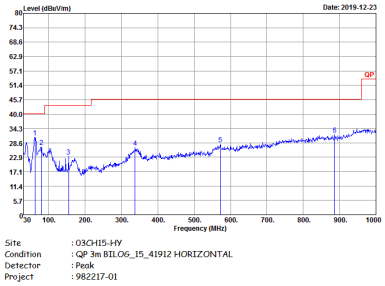	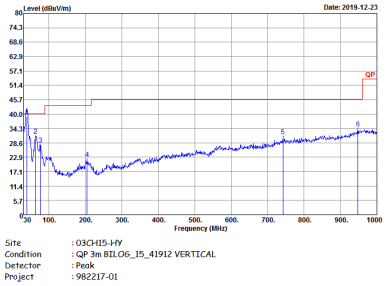

Appendix E. Duty Cycle Plots

Antenna	Band	Duty Cycle(%)	T(us)	1/T(kHz)	VBW Setting	Duty Factor(dB)
1	802.11b	100	-	-	10Hz	0.00
2	802.11b	100	-	-	10Hz	0.00
1	802.11g	100	-	-	10Hz	0.00
2	802.11g	100	-	-	10Hz	0.00
1	2.4GHz 802.11n HT20	100	-	-	10Hz	0.00
2	2.4GHz 802.11n HT20	100	-	-	10Hz	0.00

<Ant. 1>

802.11b

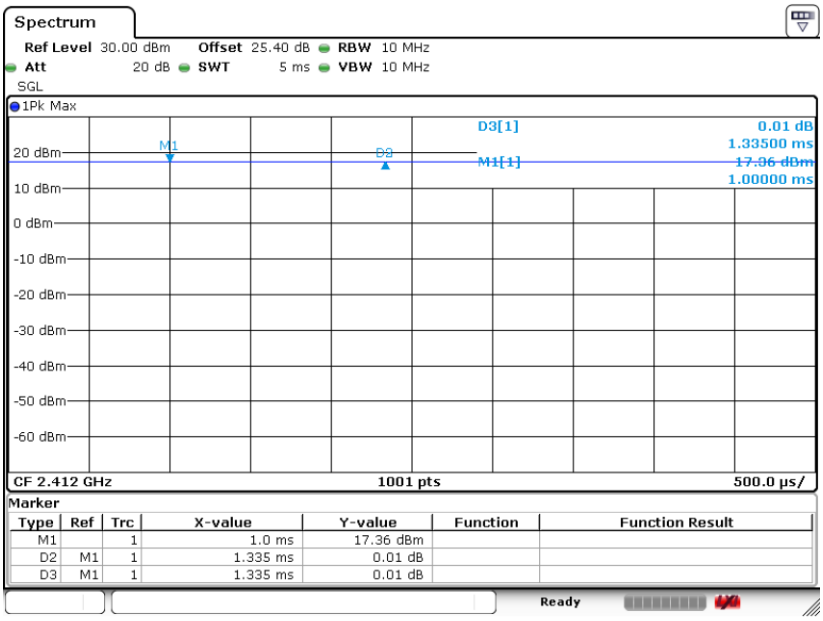

Date: 12.NOV.2019 00:40:43

802.11g

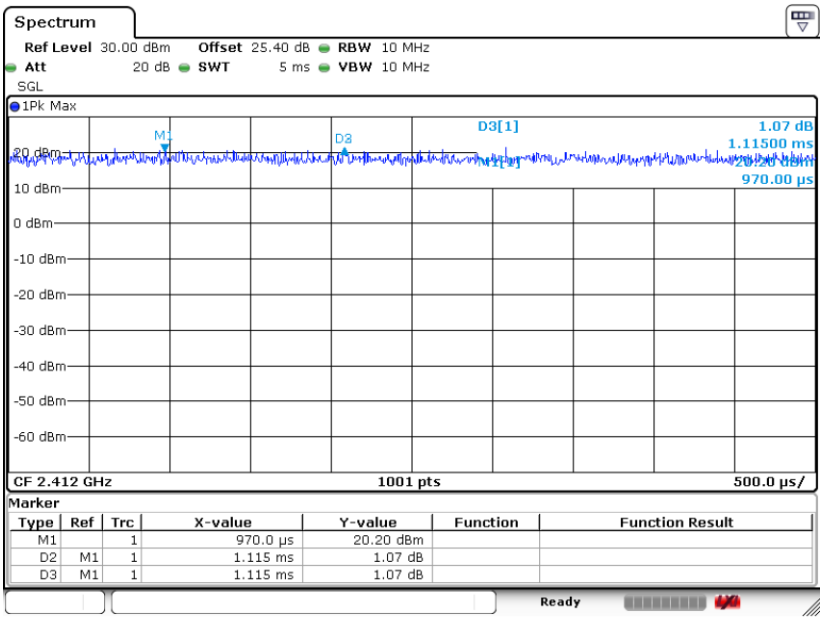

Date: 12.NOV.2019 20:42:49

802.11n HT20

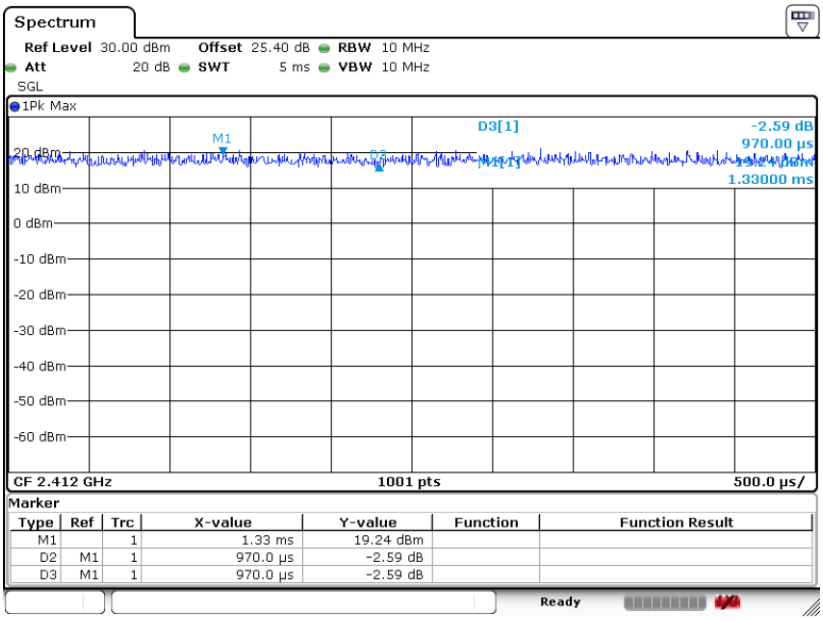

Date: 12.NOV.2019 20:57:57

<Ant. 2>

802.11b

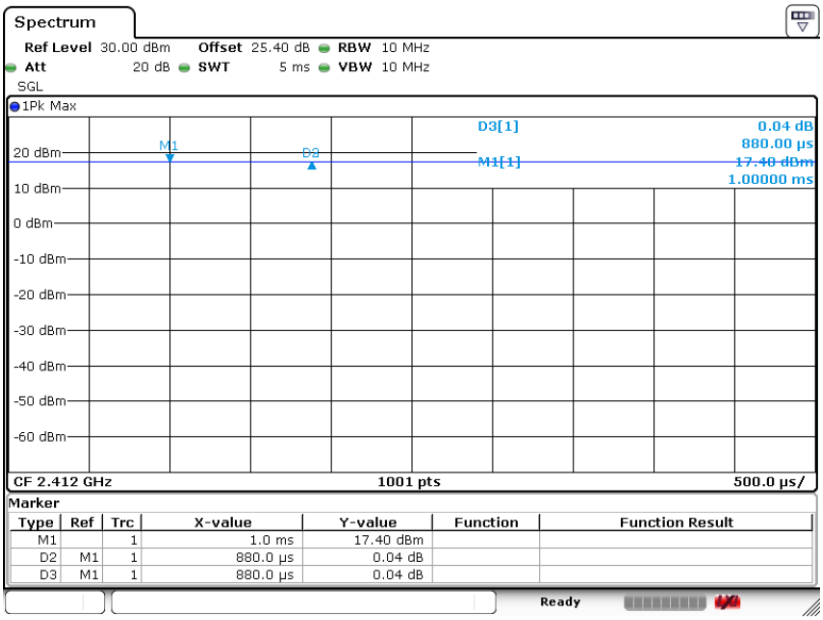

Date: 12.NOV.2019 00:43:15

802.11g

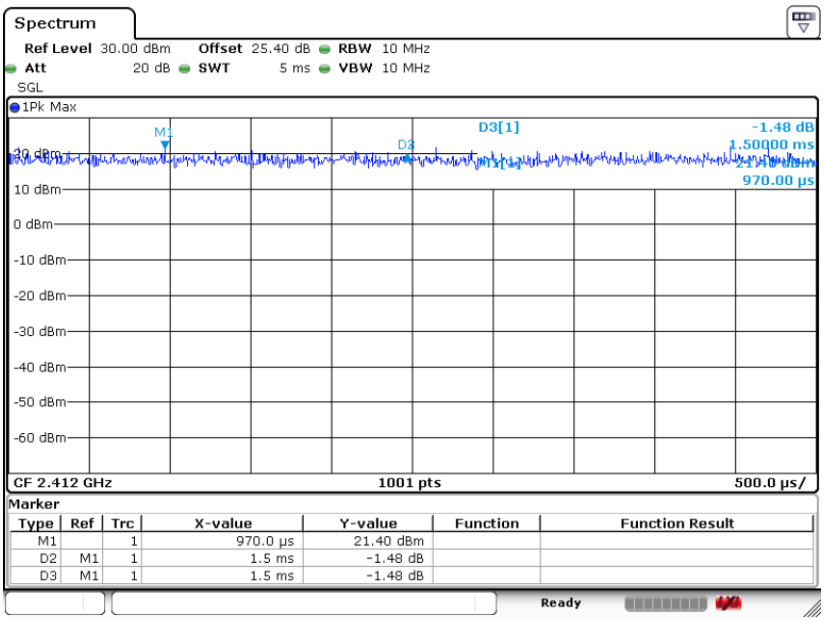

Date: 12.NOV.2019 21:08:13

802.11n HT20

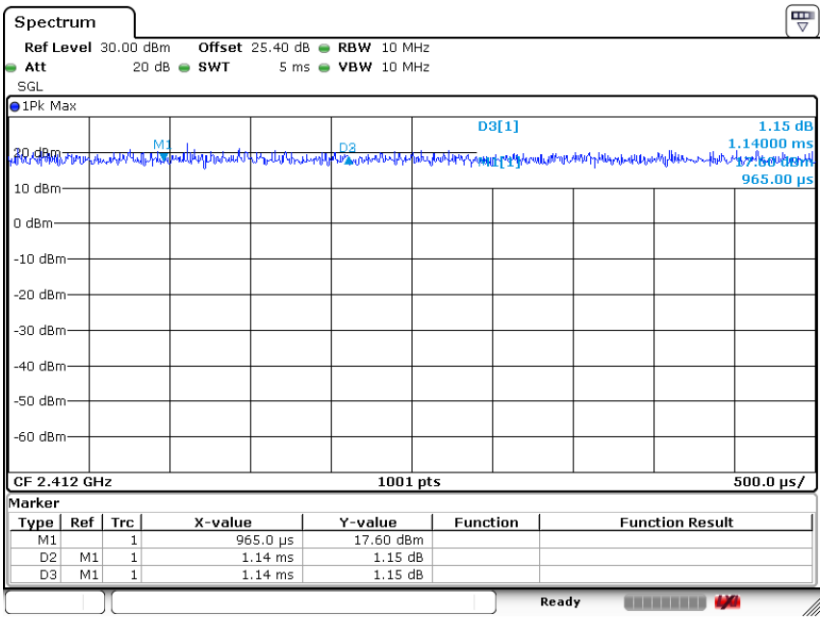

Date: 12.NOV.2019 21:13:05

———THE END———