Sum of the SAR for GSM 850 &Wi-Fi & BT:

RF Exposure Conditions	Test Position	Simultaneous Transmission Scenario			Σ1-g SAR (W/kg)	SPLSR (Yes/No)
		GSM 850	2.4GHz WI-Fi DTS Band	Bluetooth		
Head (voice)	Left Touch	0.612	0.659		1.271	No
	Left Tilt	0.271	0.296		0.567	No
	Right Touch	0.512	0.341		0.853	No
	Right Tilt	0.323	0.286		0.609	No
Head (voice)	Left Touch	0.612		0.186	0.798	No
	Left Tilt	0.271		0.186	0.457	No
	Right Touch	0.512		0.186	0.698	No
	Right Tilt	0.323		0.186	0.509	No
Body-worn (voice)	Rear	1.137	0.203		1.340	No
		1.137		0.096	1.233	No
	Front	0.638	0.177		0.815	No
		0.638		0.096	0.734	No
Body-worn (Data)	Rear	1.131		0.096	1.227	No
		1.131	0.203		1.334	No
	Front	0.708		0.096	0.804	No
		0.708	0.177		0.885	No
Body-worn (Hotspot)	Edge 2	0.974	0.174		1.148	No
	Edge 2	0.974		0.096	1.070	No
RF Exposure Conditions	Test Position	Simultaneous Transmission Scenario			Σ1-g SAR (W/kg)	SPLSR (Yes/No)
		GSM 850	5.2GHz Wi-Fi DTS Band	5.8GHz Wi-Fi DTS Band		
Head (voice)	Left Touch	0.612	0.158		0.770	No
	Left Tilt	0.271	0.094		0.365	No
	Right Touch	0.512	0.054		0.566	No
	Right Tilt	0.323	0.066		0.389	No
Head (voice)	Left Touch	0.612		0.023	0.635	No
	Left Tilt	0.271		0.016	0.287	No
	Right Touch	0.512		0.053	0.565	No
	Right Tilt	0.323		0.050	0.373	No
Body-worn (voice)	Rear	1.137	0.295		1.432	No
		1.137		0.128	1.265	No
	Front	0.638	0.028		0.666	No
		0.638		0.025	0.663	No
Body-worn (Data)	Rear	1.131		0.128	1.259	No
		1.131	0.295		1.426	No
	Front	0.708		0.025	0.733	No
		0.708	0.028		0.736	No
Body-worn (Hotspot)	Edge 2	0.974	0.173		1.147	No
	Edge 2	0.974		0.045	1.019	No

Note:

·According to KDB 447498 D01 General RF Exposure Guidance, when the simultaneous transmission SAR is less than1.6 W/kg, SPLSR assessment is not required.

·SPLSR mean is “The SAR to Peak Location Separation Ratio “

Any report having not been signed by authorized approver, or having been altered without authorization, or having not been stamped by the "Dedicated Testing/Inspection Stamp" is deemed to be invalid. Copying or excerpting portion of, or altering the content of the report is not permitted without the written authorization of AGC. The test results presented in the report apply only to the tested sample. Any objections to report issued by AGC should be submitted to AGC within 15days after the issuance of the test report. Further enquiry of validity or verification of the test report should be addressed to AGC by agc@agc-cert.com.

Attestation of Global Compliance(Shenzhen)Co., Ltd
Attestation of Global Compliance(Shenzhen)Std & Tech Co., Ltd
Tel: +86-755 2523 4088 E-mail: agc@agc-cert.com Web: http://cn.agc-cert.com/

Sum of the SAR for GSM 1900 &Wi-Fi & BT:

RF Exposure Conditions	Test Position	Simultaneous Transmission Scenario			Σ1-g SAR (W/kg)	SPLSR (Yes/No)
		PCS 1900	2.4GHz WI-Fi DTS Band	Bluetooth		
Head (voice)	Left Touch	0.164	0.659		0.823	No
	Left Tilt	0.041	0.296		0.337	No
	Right Touch	0.179	0.341		0.520	No
	Right Tilt	0.035	0.286		0.321	No
Head (voice)	Left Touch	0.164		0.186	0.350	No
	Left Tilt	0.041		0.186	0.227	No
	Right Touch	0.179		0.186	0.365	No
	Right Tilt	0.035		0.186	0.221	No
Body-worn (voice)	Rear	0.468	0.203		0.671	No
		0.468		0.096	0.564	No
	Front	0.192	0.177		0.369	No
		0.192		0.096	0.288	No
Body-worn (Data)	Rear	0.474		0.096	0.570	No
		0.474	0.203		0.677	No
	Front	0.217		0.096	0.313	No
		0.217	0.177		0.394	No
Body-worn (Hotspot)	Edge 2	0.056	0.174		0.230	No
	Edge 2	0.056		0.096	0.152	No
RF Exposure Conditions	Test Position	Simultaneous Transmission Scenario			Σ1-g SAR (W/kg)	SPLSR (Yes/No)
		PCS 1900	5.2GHz Wi-Fi DTS Band	5.8GHz Wi-Fi DTS Band		
Head (voice)	Left Touch	0.164	0.158		0.322	No
	Left Tilt	0.041	0.094		0.135	No
	Right Touch	0.179	0.054		0.233	No
	Right Tilt	0.035	0.066		0.101	No
Head (voice)	Left Touch	0.164		0.023	0.187	No
	Left Tilt	0.041		0.016	0.057	No
	Right Touch	0.179		0.053	0.232	No
	Right Tilt	0.035		0.050	0.085	No
Body-worn (voice)	Rear	0.468	0.295		0.763	No
		0.468		0.128	0.596	No
	Front	0.192	0.028		0.220	No
		0.192		0.025	0.217	No
Body-worn (Data)	Rear	0.474		0.128	0.602	No
		0.474	0.295		0.769	No
	Front	0.217		0.025	0.242	No
		0.217	0.028		0.245	No
Body-worn (Hotspot)	Edge 2	0.056	0.173		0.229	No
	Edge 2	0.056		0.045	0.101	No

Note:

·According to KDB 447498 D01 General RF Exposure Guidance, when the simultaneous transmission SAR is less than1.6 W/kg, SPLSR assessment is not required.

·SPLSR mean is “The SAR to Peak Location Separation Ratio “

Any report having not been signed by authorized approver, or having been altered without authorization, or having not been stamped by the "Dedicated Testing/Inspection Stamp" is deemed to be invalid. Copying or excerpting portion of, or altering the content of the report is not permitted without the written authorization of AGC. The test results presented in the report apply only to the tested sample. Any objections to report issued by AGC should be submitted to AGC within 15days after the issuance of the test report. Further enquiry of validity or verification of the test report should be addressed to AGC by agc@agc-cert.com.

Attestation of Global Compliance(Shenzhen)Co., Ltd
Attestation of Global Compliance(Shenzhen)Std & Tech Co., Ltd
Tel: +86-755 2523 4088 E-mail: agc@agc-cert.com Web: http://cn.agc-cert.com/

Sum of the SAR for WCDMA Band II &Wi-Fi & BT:

RF Exposure Conditions	Test Position	Simultaneous Transmission Scenario			Σ1-g SAR (W/kg)	SPLSR (Yes/No)
		WCDMA Band II	2.4GHz Wi-Fi DTS Band	Bluetooth		
Head	Left Touch	0.473	0.659		1.132	No
	Left Tilt	0.157	0.296		0.453	No
	Right Touch	0.420	0.341		0.761	No
	Right Tilt	0.097	0.286		0.383	No
Head	Left Touch	0.473		0.186	0.659	No
	Left Tilt	0.157		0.186	0.343	No
	Right Touch	0.420		0.186	0.606	No
	Right Tilt	0.097		0.186	0.283	No
Body-worn	Rear	0.922	0.203		1.125	No
	Front	0.405	0.177		0.582	No
	Edge 2	0.146	0.174		0.320	No
	Rear	0.922		0.096	1.018	No
	Front	0.405		0.096	0.501	No
	Edge 2	0.146		0.096	0.242	No
RF Exposure Conditions	Test Position	Simultaneous Transmission Scenario			Σ1-g SAR (W/kg)	SPLSR (Yes/No)
		WCDMA Band II	5.2GHz Wi-Fi DTS Band	5.8GHz Wi-Fi DTS Band		
Head	Left Touch	0.473	0.158		0.631	No
	Left Tilt	0.157	0.094		0.251	No
	Right Touch	0.420	0.054		0.474	No
	Right Tilt	0.097	0.066		0.163	No
Head	Left Touch	0.473		0.023	0.496	No
	Left Tilt	0.157		0.016	0.173	No
	Right Touch	0.420		0.053	0.473	No
	Right Tilt	0.097		0.050	0.147	No
Body-worn	Rear	0.922	0.295		1.217	No
	Front	0.405	0.028		0.433	No
	Edge 2	0.146	0.173		0.319	No
	Rear	0.922		0.025	0.947	No
	Front	0.405		0.128	0.533	No
	Edge 2	0.146		0.025	0.171	No

Note:

·According to KDB 447498 D01 General RF Exposure Guidance, when the simultaneous transmission SAR is less than1.6 W/kg, SPLSR assessment is not required.

·SPLSR mean is “The SAR to Peak Location Separation Ratio “

Any report having not been signed by authorized approver, or having been altered without authorization, or having not been stamped by the "Dedicated Testing/Inspection Stamp" is deemed to be invalid. Copying or excerpting portion of, or altering the content of the report is not permitted without the written authorization of AGC. The test results presented in the report apply only to the tested sample. Any objections to report issued by AGC should be submitted to AGC within 15days after the issuance of the test report. Further enquiry of validity or verification of the test report should be addressed to AGC by agc@agc-cert.com.

Attestation of Global Compliance(Shenzhen)Co., Ltd
Attestation of Global Compliance(Shenzhen)Std & Tech Co., Ltd
Tel: +86-755 2523 4088 E-mail: agc@agc-cert.com Web: http://cn.agc-cert.com/

Sum of the SAR for WCDMA Band IV &Wi-Fi & BT:

RF Exposure Conditions	Test Position	Simultaneous Transmission Scenario			Σ1-g SAR (W/kg)	SPLSR (Yes/No)
		WCDMA Band IV	2.4GHz Wi-Fi DTS Band	Bluetooth		
Head	Left Touch	0.308	0.659		0.967	No
	Left Tilt	0.119	0.296		0.415	No
	Right Touch	0.240	0.341		0.581	No
	Right Tilt	0.080	0.286		0.366	No
Head	Left Touch	0.308		0.186	0.494	No
	Left Tilt	0.119		0.186	0.305	No
	Right Touch	0.240		0.186	0.426	No
	Right Tilt	0.080		0.186	0.266	No
Body-worn	Rear	0.949	0.203		1.152	No
	Front	0.089	0.177		0.266	No
	Edge 2	0.018	0.174		0.192	No
	Rear	0.949		0.096	1.045	No
	Front	0.089		0.096	0.185	No
	Edge 2	0.018		0.096	0.114	No
RF Exposure Conditions	Test Position	Simultaneous Transmission Scenario			Σ1-g SAR (W/kg)	SPLSR (Yes/No)
		WCDMA Band IV	5.2GHz Wi-Fi DTS Band	5.8GHz Wi-Fi DTS Band		
Head	Left Touch	0.308	0.158		0.466	No
	Left Tilt	0.119	0.094		0.213	No
	Right Touch	0.240	0.054		0.294	No
	Right Tilt	0.080	0.066		0.146	No
Head	Left Touch	0.308		0.023	0.331	No
	Left Tilt	0.119		0.016	0.135	No
	Right Touch	0.240		0.053	0.293	No
	Right Tilt	0.080		0.050	0.130	No
Body-worn	Rear	0.949	0.295		1.244	No
	Front	0.089	0.028		0.117	No
	Edge 2	0.018	0.173		0.191	No
	Rear	0.949		0.025	0.974	No
	Front	0.089		0.128	0.217	No
	Edge 2	0.018		0.025	0.043	No

Note:

·According to KDB 447498 D01 General RF Exposure Guidance, when the simultaneous transmission SAR is less than1.6 W/kg, SPLSR assessment is not required.

·SPLSR mean is “The SAR to Peak Location Separation Ratio “

Any report having not been signed by authorized approver, or having been altered without authorization, or having not been stamped by the "Dedicated Testing/Inspection Stamp" is deemed to be invalid. Copying or excerpting portion of, or altering the content of the report is not permitted without the written authorization of AGC. The test results presented in the report apply only to the tested sample. Any objections to report issued by AGC should be submitted to AGC within 15days after the issuance of the test report. Further enquiry of validity or verification of the test report should be addressed to AGC by agc@agc-cert.com.

Attestation of Global Compliance(Shenzhen)Co., Ltd
Attestation of Global Compliance(Shenzhen)Std & Tech Co., Ltd
Tel: +86-755 2523 4088 E-mail: agc@agc-cert.com Web: http://cn.agc-cert.com/

Sum of the SAR for WCDMA Band V &Wi-Fi & BT:

RF Exposure Conditions	Test Position	Simultaneous Transmission Scenario			Σ1-g SAR (W/kg)	SPLSR (Yes/No)
		WCDMA Band V	2.4GHz Wi-Fi DTS Band	Bluetooth		
Head	Left Touch	0.310	0.659		0.969	No
	Left Tilt	0.236	0.296		0.532	No
	Right Touch	0.336	0.341		0.677	No
	Right Tilt	0.200	0.286		0.486	No
Head	Left Touch	0.310		0.186	0.496	No
	Left Tilt	0.236		0.186	0.422	No
	Right Touch	0.336		0.186	0.522	No
	Right Tilt	0.200		0.186	0.386	No
Body-worn	Rear	0.941	0.203		1.144	No
	Front	0.644	0.177		0.821	No
	Edge 2	0.418	0.174		0.592	No
	Rear	0.941		0.096	1.037	No
	Front	0.644		0.096	0.740	No
	Edge 2	0.418		0.096	0.514	No
RF Exposure Conditions	Test Position	Simultaneous Transmission Scenario			Σ1-g SAR (W/kg)	SPLSR (Yes/No)
		WCDMA Band V	5.2GHz Wi-Fi DTS Band	5.8GHz Wi-Fi DTS Band		
Head	Left Touch	0.310	0.158		0.468	No
	Left Tilt	0.236	0.094		0.330	No
	Right Touch	0.336	0.054		0.390	No
	Right Tilt	0.200	0.066		0.266	No
Head	Left Touch	0.310		0.023	0.333	No
	Left Tilt	0.236		0.016	0.252	No
	Right Touch	0.336		0.053	0.389	No
	Right Tilt	0.200		0.050	0.250	No
Body-worn	Rear	0.941	0.295		1.236	No
	Front	0.644	0.028		0.672	No
	Edge 2	0.418	0.173		0.591	No
	Rear	0.941		0.025	0.966	No
	Front	0.644		0.128	0.772	No
	Edge 2	0.418		0.025	0.443	No

Note:

·According to KDB 447498 D01 General RF Exposure Guidance, when the simultaneous transmission SAR is less than1.6 W/kg, SPLSR assessment is not required.

·SPLSR mean is “The SAR to Peak Location Separation Ratio “

Any report having not been signed by authorized approver, or having been altered without authorization, or having not been stamped by the "Dedicated Testing/Inspection Stamp" is deemed to be invalid. Copying or excerpting portion of, or altering the content of the report is not permitted without the written authorization of AGC. The test results presented in the report apply only to the tested sample. Any objections to report issued by AGC should be submitted to AGC within 15days after the issuance of the test report. Further enquiry of validity or verification of the test report should be addressed to AGC by agc@agc-cert.com.

Attestation of Global Compliance(Shenzhen)Co., Ltd
Attestation of Global Compliance(Shenzhen)Std & Tech Co., Ltd
Tel: +86-755 2523 4088 E-mail: agc@agc-cert.com Web: http://cn.agc-cert.com/

Sum of the SAR for LTE Band 2 &Wi-Fi & BT:

RF Exposure Conditions	Test Position	Simultaneous Transmission Scenario			Σ1-g SAR (W/kg)	SPLSR (Yes/No)
		LTE Band 2	2.4GHz Wi-Fi DTS Band	Bluetooth		
Head	Left Touch	0.395	0.659		1.054	No
	Left Tilt	0.047	0.296		0.343	No
	Right Touch	0.364	0.341		0.705	No
	Right Tilt	0.076	0.286		0.362	No
Head	Left Touch	0.395		0.186	0.581	No
	Left Tilt	0.047		0.186	0.233	No
	Right Touch	0.364		0.186	0.550	No
	Right Tilt	0.076		0.186	0.262	No
Body-worn	Rear	0.938	0.203		1.141	No
	Front	0.296	0.177		0.473	No
	Edge 2	0.125	0.174		0.299	No
	Rear	0.938		0.096	1.034	No
	Front	0.296		0.096	0.392	No
	Edge 2	0.125		0.096	0.221	No
RF Exposure Conditions	Test Position	Simultaneous Transmission Scenario			Σ1-g SAR (W/kg)	SPLSR (Yes/No)
		LTE Band 2	5.2GHz Wi-Fi DTS Band	5.8GHz Wi-Fi DTS Band		
Head	Left Touch	0.395	0.158		0.553	No
	Left Tilt	0.047	0.094		0.141	No
	Right Touch	0.364	0.054		0.418	No
	Right Tilt	0.076	0.066		0.142	No
Head	Left Touch	0.395		0.023	0.418	No
	Left Tilt	0.047		0.016	0.063	No
	Right Touch	0.364		0.053	0.417	No
	Right Tilt	0.076		0.050	0.126	No
Body-worn	Rear	0.938	0.295		1.233	No
	Front	0.296	0.028		0.324	No
	Edge 2	0.125	0.173		0.298	No
	Rear	0.938		0.025	0.963	No
	Front	0.296		0.128	0.424	No
	Edge 2	0.125		0.025	0.150	No

Note:

·According to KDB 447498 D01 General RF Exposure Guidance, when the simultaneous transmission SAR is less than1.6 W/kg, SPLSR assessment is not required.

·SPLSR mean is “The SAR to Peak Location Separation Ratio “

Any report having not been signed by authorized approver, or having been altered without authorization, or having not been stamped by the "Dedicated Testing/Inspection Stamp" is deemed to be invalid. Copying or excerpting portion of, or altering the content of the report is not permitted without the written authorization of AGC. The test results presented in the report apply only to the tested sample. Any objections to report issued by AGC should be submitted to AGC within 15days after the issuance of the test report. Further enquiry of validity or verification of the test report should be addressed to AGC by agc@agc-cert.com.

Attestation of Global Compliance(Shenzhen)Co., Ltd
Attestation of Global Compliance(Shenzhen)Std & Tech Co., Ltd
Tel: +86-755 2523 4088 E-mail: agc@agc-cert.com Web: http://cn.agc-cert.com/

Sum of the SAR for LTE Band 4 &Wi-Fi & BT:

RF Exposure Conditions	Test Position	Simultaneous Transmission Scenario			Σ1-g SAR (W/kg)	SPLSR (Yes/No)
		LTE Band 4	2.4GHz Wi-Fi DTS Band	Bluetooth		
Head	Left Touch	0.348	0.659		1.007	No
	Left Tilt	0.185	0.296		0.481	No
	Right Touch	0.237	0.341		0.578	No
	Right Tilt	0.130	0.286		0.416	No
Head	Left Touch	0.348		0.186	0.534	No
	Left Tilt	0.185		0.186	0.371	No
	Right Touch	0.237		0.186	0.423	No
	Right Tilt	0.130		0.186	0.316	No
Body-worn	Rear	0.746	0.203		0.949	No
	Front	0.379	0.177		0.556	No
	Edge 2	0.124	0.174		0.298	No
	Rear	0.746		0.096	0.842	No
	Front	0.379		0.096	0.475	No
	Edge 2	0.124		0.096	0.220	No
RF Exposure Conditions	Test Position	Simultaneous Transmission Scenario			Σ1-g SAR (W/kg)	SPLSR (Yes/No)
		LTE Band 4	5.2GHz Wi-Fi DTS Band	5.8GHz Wi-Fi DTS Band		
Head	Left Touch	0.348	0.158		0.506	No
	Left Tilt	0.185	0.094		0.279	No
	Right Touch	0.237	0.054		0.291	No
	Right Tilt	0.130	0.066		0.196	No
Head	Left Touch	0.348		0.023	0.371	No
	Left Tilt	0.185		0.016	0.201	No
	Right Touch	0.237		0.053	0.290	No
	Right Tilt	0.130		0.050	0.180	No
Body-worn	Rear	0.746	0.295		1.041	No
	Front	0.379	0.028		0.407	No
	Edge 2	0.124	0.173		0.297	No
	Rear	0.746		0.025	0.771	No
	Front	0.379		0.128	0.507	No
	Edge 2	0.124		0.025	0.149	No

Note:

·According to KDB 447498 D01 General RF Exposure Guidance, when the simultaneous transmission SAR is less than1.6 W/kg, SPLSR assessment is not required.

·SPLSR mean is “The SAR to Peak Location Separation Ratio “

Any report having not been signed by authorized approver, or having been altered without authorization, or having not been stamped by the "Dedicated Testing/Inspection Stamp" is deemed to be invalid. Copying or excerpting portion of, or altering the content of the report is not permitted without the written authorization of AGC. The test results presented in the report apply only to the tested sample. Any objections to report issued by AGC should be submitted to AGC within 15days after the issuance of the test report. Further enquiry of validity or verification of the test report should be addressed to AGC by agc@agc-cert.com.

Sum of the SAR for LTE Band 5 &Wi-Fi & BT:

RF Exposure Conditions	Test Position	Simultaneous Transmission Scenario			Σ1-g SAR (W/kg)	SPLSR (Yes/No)
		LTE Band 5	2.4GHz Wi-Fi DTS Band	Bluetooth		
Head	Left Touch	0.988	0.659		1.647	No
	Left Tilt	0.511	0.296		0.807	No
	Right Touch	0.962	0.341		1.303	No
	Right Tilt	0.571	0.286		0.857	No
Head	Left Touch	0.988		0.186	1.174	No
	Left Tilt	0.511		0.186	0.697	No
	Right Touch	0.962		0.186	1.148	No
	Right Tilt	0.571		0.186	0.757	No
Body-worn	Rear	1.286	0.203		1.489	No
	Front	1.009	0.177		1.186	No
	Edge 2	0.804	0.174		0.978	No
	Rear	1.286		0.096	1.382	No
	Front	1.009		0.096	1.105	No
	Edge 2	0.804		0.096	0.900	No
RF Exposure Conditions	**Test Position**	**Simultaneous Transmission Scenario**			**Σ1-g SAR (W/kg)**	**SPLSR (Yes/No)**
		LTE Band 5	**5.2GHz Wi-Fi DTS Band**	**5.8GHz Wi-Fi DTS Band**		
Head	Left Touch	0.988	0.158		1.146	No
	Left Tilt	0.511	0.094		0.605	No
	Right Touch	0.962	0.054		1.016	No
	Right Tilt	0.571	0.066		0.637	No
Head	Left Touch	0.988		0.023	1.011	No
	Left Tilt	0.511		0.016	0.527	No
	Right Touch	0.962		0.053	1.015	No
	Right Tilt	0.571		0.050	0.621	No
Body-worn	Rear	1.286	0.295		**1.581**	No
	Front	1.009	0.028		1.037	No
	Edge 2	0.804	0.173		0.977	No
	Rear	1.286		0.025	1.311	No
	Front	1.009		0.128	1.137	No
	Edge 2	0.804		0.025	0.829	No

Note:

·According to KDB 447498 D01 General RF Exposure Guidance, when the simultaneous transmission SAR is less than1.6 W/kg, SPLSR assessment is not required.

·SPLSR mean is “The SAR to Peak Location Separation Ratio “

Any report having not been signed by authorized approver, or having been altered without authorization, or having not been stamped by the "Dedicated Testing/Inspection Stamp" is deemed to be invalid. Copying or excerpting portion of, or altering the content of the report is not permitted without the written authorization of AGC. The test results presented in the report apply only to the tested sample. Any objections to report issued by AGC should be submitted to AGC within 15days after the issuance of the test report. Further enquiry of validity or verification of the test report should be addressed to AGC by agc@agc-cert.com.

Attestation of Global Compliance(Shenzhen)Co., Ltd
Attestation of Global Compliance(Shenzhen)Std & Tech Co., Ltd
Tel: +86-755 2523 4088 E-mail: agc@agc-cert.com Web: http://cn.agc-cert.com/

Sum of the SAR for LTE Band 7 &Wi-Fi & BT:

RF Exposure Conditions	Test Position	Simultaneous Transmission Scenario			Σ1-g SAR (W/kg)	SPLSR (Yes/No)
		LTE Band 7	2.4GHz Wi-Fi DTS Band	Bluetooth		
Head	Left Touch	0.243	0.659		0.902	No
	Left Tilt	0.052	0.296		0.348	No
	Right Touch	0.232	0.341		0.573	No
	Right Tilt	0.063	0.286		0.349	No
Head	Left Touch	0.243		0.186	0.429	No
	Left Tilt	0.052		0.186	0.238	No
	Right Touch	0.232		0.186	0.418	No
	Right Tilt	0.063		0.186	0.249	No
Body-worn	Rear	0.620	0.203		0.823	No
	Front	0.352	0.177		0.529	No
	Edge 2	0.066	0.174		0.240	No
	Rear	0.620		0.096	0.716	No
	Front	0.352		0.096	0.448	No
	Edge 2	0.066		0.096	0.162	No
RF Exposure Conditions	Test Position	Simultaneous Transmission Scenario			Σ1-g SAR (W/kg)	SPLSR (Yes/No)
		LTE Band 7	5.2GHz Wi-Fi DTS Band	5.8GHz Wi-Fi DTS Band		
Head	Left Touch	0.243	0.158		0.401	No
	Left Tilt	0.052	0.094		0.146	No
	Right Touch	0.232	0.054		0.286	No
	Right Tilt	0.063	0.066		0.129	No
Head	Left Touch	0.243		0.023	0.266	No
	Left Tilt	0.052		0.016	0.068	No
	Right Touch	0.232		0.053	0.285	No
	Right Tilt	0.063		0.050	0.113	No
Body-worn	Rear	0.620	0.295		0.915	No
	Front	0.352	0.028		0.380	No
	Edge 2	0.066	0.173		0.239	No
	Rear	0.620		0.025	0.645	No
	Front	0.352		0.128	0.480	No
	Edge 2	0.066		0.025	0.091	No

Note:

·According to KDB 447498 D01 General RF Exposure Guidance, when the simultaneous transmission SAR is less than1.6 W/kg, SPLSR assessment is not required.

·SPLSR mean is “The SAR to Peak Location Separation Ratio “

Any report having not been signed by authorized approver, or having been altered without authorization, or having not been stamped by the "Dedicated Testing/Inspection Stamp" is deemed to be invalid. Copying or excerpting portion of, or altering the content of the report is not permitted without the written authorization of AGC. The test results presented in the report apply only to the tested sample. Any objections to report issued by AGC should be submitted to AGC within 15days after the issuance of the test report. Further enquiry of validity or verification of the test report should be addressed to AGC by agc@agc-cert.com.

Attestation of Global Compliance(Shenzhen)Co., Ltd
Attestation of Global Compliance(Shenzhen)Std & Tech Co., Ltd
Tel: +86-755 2523 4088 E-mail: agc@agc-cert.com Web: http://cn.agc-cert.com/

Sum of the SAR for LTE Band 12 &Wi-Fi & BT:

RF Exposure Conditions	Test Position	Simultaneous Transmission Scenario			Σ1-g SAR (W/kg)	SPLSR (Yes/No)
		LTE Band 12	2.4GHz Wi-Fi DTS Band	Bluetooth		
Head	Left Touch	0.192	0.659		0.851	No
	Left Tilt	0.101	0.296		0.397	No
	Right Touch	0.548	0.341		0.889	No
	Right Tilt	0.228	0.286		0.514	No
Head	Left Touch	0.192		0.186	0.378	No
	Left Tilt	0.101		0.186	0.287	No
	Right Touch	0.548		0.186	0.734	No
	Right Tilt	0.228		0.186	0.414	No
Body-worn	Rear	1.075	0.203		1.278	No
	Front	0.549	0.177		0.726	No
	Edge 2	0.664	0.174		0.838	No
	Rear	1.075		0.096	1.171	No
	Front	0.549		0.096	0.645	No
	Edge 2	0.664		0.096	0.760	No
RF Exposure Conditions	**Test Position**	**Simultaneous Transmission Scenario**			**Σ1-g SAR (W/kg)**	**SPLSR (Yes/No)**
		LTE Band 12	**5.2GHz Wi-Fi DTS Band**	**5.8GHz Wi-Fi DTS Band**		
Head	Left Touch	0.192	0.158		0.350	No
	Left Tilt	0.101	0.094		0.195	No
	Right Touch	0.548	0.054		0.602	No
	Right Tilt	0.228	0.066		0.294	No
Head	Left Touch	0.192		0.023	0.215	No
	Left Tilt	0.101		0.016	0.117	No
	Right Touch	0.548		0.053	0.601	No
	Right Tilt	0.228		0.050	0.278	No
Body-worn	Rear	1.075	0.295		1.370	No
	Front	0.549	0.028		0.577	No
	Edge 2	0.664	0.173		0.837	No
	Rear	1.075		0.025	1.100	No
	Front	0.549		0.128	0.677	No
	Edge 2	0.664		0.025	0.689	No

Note:

·According to KDB 447498 D01 General RF Exposure Guidance, when the simultaneous transmission SAR is less than1.6 W/kg, SPLSR assessment is not required.

·SPLSR mean is “The SAR to Peak Location Separation Ratio “

Any report having not been signed by authorized approver, or having been altered without authorization, or having not been stamped by the "Dedicated Testing/Inspection Stamp" is deemed to be invalid. Copying or excerpting portion of, or altering the content of the report is not permitted without the written authorization of AGC. The test results presented in the report apply only to the tested sample. Any objections to report issued by AGC should be submitted to AGC within 15days after the issuance of the test report. Further enquiry of validity or verification of the test report should be addressed to AGC by agc@agc-cert.com.

Sum of the SAR for LTE Band 13 &Wi-Fi & BT:

RF Exposure Conditions	Test Position	Simultaneous Transmission Scenario			Σ1-g SAR (W/kg)	SPLSR (Yes/No)
		LTE Band 13	2.4GHz Wi-Fi DTS Band	Bluetooth		
Head	Left Touch	0.117	0.659		0.776	No
	Left Tilt	0.228	0.296		0.524	No
	Right Touch	0.320	0.341		0.661	No
	Right Tilt	0.176	0.286		0.462	No
Head	Left Touch	0.117		0.186	0.303	No
	Left Tilt	0.228		0.186	0.414	No
	Right Touch	0.320		0.186	0.506	No
	Right Tilt	0.176		0.186	0.362	No
Body-worn	Rear	0.342	0.203		0.545	No
	Front	0.236	0.177		0.413	No
	Edge 2	0.276	0.174		0.450	No
	Rear	0.342		0.096	0.438	No
	Front	0.236		0.096	0.332	No
	Edge 2	0.276		0.096	0.372	No
RF Exposure Conditions	Test Position	Simultaneous Transmission Scenario			Σ1-g SAR (W/kg)	SPLSR (Yes/No)
		LTE Band 13	5.2GHz Wi-Fi DTS Band	5.8GHz Wi-Fi DTS Band		
Head	Left Touch	0.117	0.158		0.275	No
	Left Tilt	0.228	0.094		0.322	No
	Right Touch	0.320	0.054		0.374	No
	Right Tilt	0.176	0.066		0.242	No
Head	Left Touch	0.117		0.023	0.140	No
	Left Tilt	0.228		0.016	0.244	No
	Right Touch	0.320		0.053	0.373	No
	Right Tilt	0.176		0.050	0.226	No
Body-worn	Rear	0.342	0.295		0.637	No
	Front	0.236	0.028		0.264	No
	Edge 2	0.276	0.173		0.449	No
	Rear	0.342		0.025	0.367	No
	Front	0.236		0.128	0.364	No
	Edge 2	0.276		0.025	0.301	No

Note:

·According to KDB 447498 D01 General RF Exposure Guidance, when the simultaneous transmission SAR is less than1.6 W/kg, SPLSR assessment is not required.

·SPLSR mean is “The SAR to Peak Location Separation Ratio “

Any report having not been signed by authorized approver, or having been altered without authorization, or having not been stamped by the "Dedicated Testing/Inspection Stamp" is deemed to be invalid. Copying or excerpting portion of, or altering the content of the report is not permitted without the written authorization of AGC. The test results presented in the report apply only to the tested sample. Any objections to report issued by AGC should be submitted to AGC within 15days after the issuance of the test report. Further enquiry of validity or verification of the test report should be addressed to AGC by agc@agc-cert.com.

Attestation of Global Compliance(Shenzhen)Co., Ltd
Attestation of Global Compliance(Shenzhen)Std & Tech Co., Ltd
Tel: +86-755 2523 4088 E-mail: agc@agc-cert.com Web: http://cn.agc-cert.com/

Sum of the SAR for LTE Band 17 &Wi-Fi & BT:

RF Exposure Conditions	Test Position	Simultaneous Transmission Scenario			Σ1-g SAR (W/kg)	SPLSR (Yes/No)
		LTE Band 17	2.4GHz Wi-Fi DTS Band	Bluetooth		
Head	Left Touch	0.120	0.659		0.779	No
	Left Tilt	0.244	0.296		0.540	No
	Right Touch	0.322	0.341		0.663	No
	Right Tilt	0.180	0.286		0.466	No
Head	Left Touch	0.120		0.186	0.306	No
	Left Tilt	0.244		0.186	0.430	No
	Right Touch	0.322		0.186	0.508	No
	Right Tilt	0.180		0.186	0.366	No
Body-worn	Rear	0.224	0.203		0.427	No
	Front	0.189	0.177		0.366	No
	Edge 2	0.254	0.174		0.428	No
	Rear	0.224		0.096	0.320	No
	Front	0.189		0.096	0.285	No
	Edge 2	0.254		0.096	0.350	No
RF Exposure Conditions	Test Position	Simultaneous Transmission Scenario			Σ1-g SAR (W/kg)	SPLSR (Yes/No)
		LTE Band 17	5.2GHz Wi-Fi DTS Band	5.8GHz Wi-Fi DTS Band		
Head	Left Touch	0.120	0.158		0.278	No
	Left Tilt	0.244	0.094		0.338	No
	Right Touch	0.322	0.054		0.376	No
	Right Tilt	0.180	0.066		0.246	No
Head	Left Touch	0.120		0.023	0.143	No
	Left Tilt	0.244		0.016	0.260	No
	Right Touch	0.322		0.053	0.375	No
	Right Tilt	0.180		0.050	0.230	No
Body-worn	Rear	0.224	0.295		0.519	No
	Front	0.189	0.028		0.217	No
	Edge 2	0.254	0.173		0.427	No
	Rear	0.224		0.025	0.249	No
	Front	0.189		0.128	0.317	No
	Edge 2	0.254		0.025	0.279	No

Note:

·According to KDB 447498 D01 General RF Exposure Guidance, when the simultaneous transmission SAR is less than1.6 W/kg, SPLSR assessment is not required.

·SPLSR mean is “The SAR to Peak Location Separation Ratio “

Any report having not been signed by authorized approver, or having been altered without authorization, or having not been stamped by the "Dedicated Testing/Inspection Stamp" is deemed to be invalid. Copying or excerpting portion of, or altering the content of the report is not permitted without the written authorization of AGC. The test results presented in the report apply only to the tested sample. Any objections to report issued by AGC should be submitted to AGC within 15days after the issuance of the test report. Further enquiry of validity or verification of the test report should be addressed to AGC by agc@agc-cert.com.

Attestation of Global Compliance(Shenzhen)Co., Ltd
Attestation of Global Compliance(Shenzhen)Std & Tech Co., Ltd
Tel: +86-755 2523 4088 E-mail: agc@agc-cert.com Web: http://cn.agc-cert.com/

Sum of the SAR for LTE Band 25 &Wi-Fi & BT:

RF Exposure Conditions	Test Position	Simultaneous Transmission Scenario			Σ1-g SAR (W/kg)	SPLSR (Yes/No)
		LTE Band 25	2.4GHz Wi-Fi DTS Band	Bluetooth		
Head	Left Touch	0.417	0.659		1.076	No
	Left Tilt	0.140	0.296		0.436	No
	Right Touch	0.409	0.341		0.750	No
	Right Tilt	0.101	0.286		0.387	No
Head	Left Touch	0.417		0.186	0.603	No
	Left Tilt	0.140		0.186	0.326	No
	Right Touch	0.409		0.186	0.595	No
	Right Tilt	0.101		0.186	0.287	No
Body-worn	Rear	1.189	0.203		1.392	No
	Front	0.489	0.177		0.666	No
	Edge 2	0.110	0.174		0.284	No
	Rear	1.189		0.096	1.285	No
	Front	0.489		0.096	0.585	No
	Edge 2	0.110		0.096	0.206	No
RF Exposure Conditions	Test Position	Simultaneous Transmission Scenario			Σ1-g SAR (W/kg)	SPLSR (Yes/No)
		LTE Band 25	5.2GHz Wi-Fi DTS Band	5.8GHz Wi-Fi DTS Band		
Head	Left Touch	0.417	0.158		0.575	No
	Left Tilt	0.140	0.094		0.234	No
	Right Touch	0.409	0.054		0.463	No
	Right Tilt	0.101	0.066		0.167	No
Head	Left Touch	0.417		0.023	0.440	No
	Left Tilt	0.140		0.016	0.156	No
	Right Touch	0.409		0.053	0.462	No
	Right Tilt	0.101		0.050	0.151	No
Body-worn	Rear	1.189	0.295		1.484	No
	Front	0.489	0.028		0.517	No
	Edge 2	0.110	0.173		0.283	No
	Rear	1.189		0.025	1.214	No
	Front	0.489		0.128	0.617	No
	Edge 2	0.110		0.025	0.135	No

Note:

·According to KDB 447498 D01 General RF Exposure Guidance, when the simultaneous transmission SAR is less than1.6 W/kg, SPLSR assessment is not required.

·SPLSR mean is “The SAR to Peak Location Separation Ratio “

Any report having not been signed by authorized approver, or having been altered without authorization, or having not been stamped by the "Dedicated Testing/Inspection Stamp" is deemed to be invalid. Copying or excerpting portion of, or altering the content of the report is not permitted without the written authorization of AGC. The test results presented in the report apply only to the tested sample. Any objections to report issued by AGC should be submitted to AGC within 15days after the issuance of the test report. Further enquiry of validity or verification of the test report should be addressed to AGC by agc@agc-cert.com.

Sum of the SAR for LTE Band 26B &Wi-Fi & BT:

RF Exposure Conditions	Test Position	Simultaneous Transmission Scenario			Σ1-g SAR (W/kg)	SPLSR (Yes/No)
		LTE Band 26B	2.4GHz Wi-Fi DTS Band	Bluetooth		
Head	Left Touch	0.275	0.659		0.934	No
	Left Tilt	0.105	0.296		0.401	No
	Right Touch	0.346	0.341		0.687	No
	Right Tilt	0.150	0.286		0.436	No
Head	Left Touch	0.275		0.186	0.461	No
	Left Tilt	0.105		0.186	0.291	No
	Right Touch	0.346		0.186	0.532	No
	Right Tilt	0.150		0.186	0.336	No
Body-worn	Rear	0.368	0.203		0.571	No
	Front	0.222	0.177		0.399	No
	Edge 2	0.263	0.174		0.437	No
	Rear	0.368		0.096	0.464	No
	Front	0.222		0.096	0.318	No
	Edge 2	0.263		0.096	0.359	No
RF Exposure Conditions	Test Position	Simultaneous Transmission Scenario			Σ1-g SAR (W/kg)	SPLSR (Yes/No)
		LTE Band 26B	5.2GHz Wi-Fi DTS Band	5.8GHz Wi-Fi DTS Band		
Head	Left Touch	0.275	0.158		0.433	No
	Left Tilt	0.105	0.094		0.199	No
	Right Touch	0.346	0.054		0.400	No
	Right Tilt	0.150	0.066		0.216	No
Head	Left Touch	0.275		0.023	0.298	No
	Left Tilt	0.105		0.016	0.121	No
	Right Touch	0.346		0.053	0.399	No
	Right Tilt	0.150		0.050	0.200	No
Body-worn	Rear	0.368	0.295		0.663	No
	Front	0.222	0.028		0.250	No
	Edge 2	0.263	0.173		0.436	No
	Rear	0.368		0.025	0.393	No
	Front	0.222		0.128	0.350	No
	Edge 2	0.263		0.025	0.288	No

Note:

·According to KDB 447498 D01 General RF Exposure Guidance, when the simultaneous transmission SAR is less than1.6 W/kg, SPLSR assessment is not required.

·SPLSR mean is “The SAR to Peak Location Separation Ratio “

Any report having not been signed by authorized approver, or having been altered without authorization, or having not been stamped by the "Dedicated Testing/Inspection Stamp" is deemed to be invalid. Copying or excerpting portion of, or altering the content of the report is not permitted without the written authorization of AGC. The test results presented in the report apply only to the tested sample. Any objections to report issued by AGC should be submitted to AGC within 15days after the issuance of the test report. Further enquiry of validity or verification of the test report should be addressed to AGC by agc@agc-cert.com.

Sum of the SAR for LTE Band 38 &Wi-Fi & BT:

RF Exposure Conditions	Test Position	Simultaneous Transmission Scenario			Σ1-g SAR (W/kg)	SPLSR (Yes/No)
		LTE Band 38	2.4GHz Wi-Fi DTS Band	Bluetooth		
Head	Left Touch	0.413	0.659		1.072	No
	Left Tilt	0.102	0.296		0.398	No
	Right Touch	0.314	0.341		0.655	No
	Right Tilt	0.104	0.286		0.390	No
Head	Left Touch	0.413		0.186	0.599	No
	Left Tilt	0.102		0.186	0.288	No
	Right Touch	0.314		0.186	0.500	No
	Right Tilt	0.104		0.186	0.290	No
Body-worn	Rear	0.950	0.203		1.153	No
	Front	0.319	0.177		0.496	No
	Edge 2	0.124	0.174		0.298	No
	Rear	0.950		0.096	1.046	No
	Front	0.319		0.096	0.415	No
	Edge 2	0.124		0.096	0.220	No
RF Exposure Conditions	**Test Position**	**Simultaneous Transmission Scenario**			**Σ1-g SAR (W/kg)**	**SPLSR (Yes/No)**
		LTE Band 38	**5.2GHz Wi-Fi DTS Band**	**5.8GHz Wi-Fi DTS Band**		
Head	Left Touch	0.413	0.158		0.571	No
	Left Tilt	0.102	0.094		0.196	No
	Right Touch	0.314	0.054		0.368	No
	Right Tilt	0.104	0.066		0.170	No
Head	Left Touch	0.413		0.023	0.436	No
	Left Tilt	0.102		0.016	0.118	No
	Right Touch	0.314		0.053	0.367	No
	Right Tilt	0.104		0.050	0.154	No
Body-worn	Rear	0.950	0.295		1.245	No
	Front	0.319	0.028		0.347	No
	Edge 2	0.124	0.173		0.297	No
	Rear	0.950		0.025	0.975	No
	Front	0.319		0.128	0.447	No
	Edge 2	0.124		0.025	0.149	No

Note:

·According to KDB 447498 D01 General RF Exposure Guidance, when the simultaneous transmission SAR is less than1.6 W/kg, SPLSR assessment is not required.

·SPLSR mean is “The SAR to Peak Location Separation Ratio “

Any report having not been signed by authorized approver, or having been altered without authorization, or having not been stamped by the "Dedicated Testing/Inspection Stamp" is deemed to be invalid. Copying or excerpting portion of, or altering the content of the report is not permitted without the written authorization of AGC. The test results presented in the report apply only to the tested sample. Any objections to report issued by AGC should be submitted to AGC within 15days after the issuance of the test report. Further enquiry of validity or verification of the test report should be addressed to AGC by agc@agc-cert.com.

Sum of the SAR for LTE Band 40- Lower Side &Wi-Fi & BT:

RF Exposure Conditions	Test Position	Simultaneous Transmission Scenario			Σ1-g SAR (W/kg)	SPLSR (Yes/No)
		LTE Band 40-Lower Side	2.4GHz Wi-Fi DTS Band	Bluetooth		
Head	Left Touch	0.234	0.659		0.893	No
	Left Tilt	0.066	0.296		0.362	No
	Right Touch	0.201	0.341		0.542	No
	Right Tilt	0.066	0.286		0.352	No
Head	Left Touch	0.234		0.186	0.420	No
	Left Tilt	0.066		0.186	0.252	No
	Right Touch	0.201		0.186	0.387	No
	Right Tilt	0.066		0.186	0.252	No
Body-worn	Rear	0.762	0.203		0.965	No
	Front	0.167	0.177		0.344	No
	Edge 2	0.087	0.174		0.261	No
	Rear	0.762		0.096	0.858	No
	Front	0.167		0.096	0.263	No
	Edge 2	0.087		0.096	0.183	No
RF Exposure Conditions	**Test Position**	**Simultaneous Transmission Scenario**			**Σ1-g SAR (W/kg)**	**SPLSR (Yes/No)**
		LTE Band 40-Lower Side	**5.2GHz Wi-Fi DTS Band**	**5.8GHz Wi-Fi DTS Band**		
Head	Left Touch	0.234	0.158		0.392	No
	Left Tilt	0.066	0.094		0.160	No
	Right Touch	0.201	0.054		0.255	No
	Right Tilt	0.066	0.066		0.132	No
Head	Left Touch	0.234		0.023	0.257	No
	Left Tilt	0.066		0.016	0.082	No
	Right Touch	0.201		0.053	0.254	No
	Right Tilt	0.066		0.050	0.116	No
Body-worn	Rear	0.762	0.295		1.057	No
	Front	0.167	0.028		0.195	No
	Edge 2	0.087	0.173		0.260	No
	Rear	0.762		0.025	0.787	No
	Front	0.167		0.128	0.295	No
	Edge 2	0.087		0.025	0.112	No

Note:

·According to KDB 447498 D01 General RF Exposure Guidance, when the simultaneous transmission SAR is less than1.6 W/kg, SPLSR assessment is not required.

·SPLSR mean is “The SAR to Peak Location Separation Ratio “

Any report having not been signed by authorized approver, or having been altered without authorization, or having not been stamped by the "Dedicated Testing/Inspection Stamp" is deemed to be invalid. Copying or excerpting portion of, or altering the content of the report is not permitted without the written authorization of AGC. The test results presented in the report apply only to the tested sample. Any objections to report issued by AGC should be submitted to AGC within 15days after the issuance of the test report. Further enquiry of validity or verification of the test report should be addressed to AGC by agc@agc-cert.com.

Sum of the SAR for LTE Band 40- Upper Side &Wi-Fi & BT:

RF Exposure Conditions	Test Position	Simultaneous Transmission Scenario			Σ1-g SAR (W/kg)	SPLSR (Yes/No)
		LTE Band 40-Upper Side	2.4GHz Wi-Fi DTS Band	Bluetooth		
Head	Left Touch	0.207	0.659		0.866	No
	Left Tilt	0.084	0.296		0.380	No
	Right Touch	0.169	0.341		0.510	No
	Right Tilt	0.050	0.286		0.336	No
Head	Left Touch	0.207		0.186	0.393	No
	Left Tilt	0.084		0.186	0.270	No
	Right Touch	0.169		0.186	0.355	No
	Right Tilt	0.050		0.186	0.236	No
Body-worn	Rear	0.686	0.203		0.889	No
	Front	0.189	0.177		0.366	No
	Edge 2	0.065	0.174		0.239	No
	Rear	0.686		0.096	0.782	No
	Front	0.189		0.096	0.285	No
	Edge 2	0.065		0.096	0.161	No
RF Exposure Conditions	**Test Position**	**Simultaneous Transmission Scenario**			**Σ1-g SAR (W/kg)**	**SPLSR (Yes/No)**
		LTE Band 40-Upper Side	**5.2GHz Wi-Fi DTS Band**	**5.8GHz Wi-Fi DTS Band**		
Head	Left Touch	0.207	0.158		0.365	No
	Left Tilt	0.084	0.094		0.178	No
	Right Touch	0.169	0.054		0.223	No
	Right Tilt	0.050	0.066		0.116	No
Head	Left Touch	0.207		0.023	0.230	No
	Left Tilt	0.084		0.016	0.100	No
	Right Touch	0.169		0.053	0.222	No
	Right Tilt	0.050		0.050	0.100	No
Body-worn	Rear	0.686	0.295		0.981	No
	Front	0.189	0.028		0.217	No
	Edge 2	0.065	0.173		0.238	No
	Rear	0.686		0.025	0.711	No
	Front	0.189		0.128	0.317	No
	Edge 2	0.065		0.025	0.090	No

Note:

·According to KDB 447498 D01 General RF Exposure Guidance, when the simultaneous transmission SAR is less than1.6 W/kg, SPLSR assessment is not required.

·SPLSR mean is “The SAR to Peak Location Separation Ratio “

Any report having not been signed by authorized approver, or having been altered without authorization, or having not been stamped by the "Dedicated Testing/Inspection Stamp" is deemed to be invalid. Copying or excerpting portion of, or altering the content of the report is not permitted without the written authorization of AGC. The test results presented in the report apply only to the tested sample. Any objections to report issued by AGC should be submitted to AGC within 15days after the issuance of the test report. Further enquiry of validity or verification of the test report should be addressed to AGC by agc@agc-cert.com.

Sum of the SAR for LTE Band 41 &Wi-Fi & BT:

RF Exposure Conditions	Test Position	Simultaneous Transmission Scenario			Σ1-g SAR (W/kg)	SPLSR (Yes/No)
		LTE Band 41	2.4GHz Wi-Fi DTS Band	Bluetooth		
Head	Left Touch	0.331	0.659		0.990	No
	Left Tilt	0.069	0.296		0.365	No
	Right Touch	0.390	0.341		0.731	No
	Right Tilt	0.109	0.286		0.395	No
Head	Left Touch	0.331		0.186	0.517	No
	Left Tilt	0.069		0.186	0.255	No
	Right Touch	0.390		0.186	0.576	No
	Right Tilt	0.109		0.186	0.295	No
Body-worn	Rear	1.167	0.203		1.370	No
	Front	0.275	0.177		0.452	No
	Edge 2	0.147	0.174		0.321	No
	Rear	1.167		0.096	1.263	No
	Front	0.275		0.096	0.371	No
	Edge 2	0.147		0.096	0.243	No
RF Exposure Conditions	Test Position	Simultaneous Transmission Scenario			Σ1-g SAR (W/kg)	SPLSR (Yes/No)
		LTE Band 41	5.2GHz Wi-Fi DTS Band	5.8GHz Wi-Fi DTS Band		
Head	Left Touch	0.331	0.158		0.489	No
	Left Tilt	0.069	0.094		0.163	No
	Right Touch	0.390	0.054		0.444	No
	Right Tilt	0.109	0.066		0.175	No
Head	Left Touch	0.331		0.023	0.354	No
	Left Tilt	0.069		0.016	0.085	No
	Right Touch	0.390		0.053	0.443	No
	Right Tilt	0.109		0.050	0.159	No
Body-worn	Rear	1.167	0.295		1.462	No
	Front	0.275	0.028		0.303	No
	Edge 2	0.147	0.173		0.320	No
	Rear	1.167		0.025	1.192	No
	Front	0.275		0.128	0.403	No
	Edge 2	0.147		0.025	0.172	No

Note:

·According to KDB 447498 D01 General RF Exposure Guidance, when the simultaneous transmission SAR is less than1.6 W/kg, SPLSR assessment is not required.

·SPLSR mean is “The SAR to Peak Location Separation Ratio “

Any report having not been signed by authorized approver, or having been altered without authorization, or having not been stamped by the "Dedicated Testing/Inspection Stamp" is deemed to be invalid. Copying or excerpting portion of, or altering the content of the report is not permitted without the written authorization of AGC. The test results presented in the report apply only to the tested sample. Any objections to report issued by AGC should be submitted to AGC within 15days after the issuance of the test report. Further enquiry of validity or verification of the test report should be addressed to AGC by agc@agc-cert.com.

Sum of the SAR for LTE Band 66 &Wi-Fi & BT:

RF Exposure Conditions	Test Position	Simultaneous Transmission Scenario			Σ1-g SAR (W/kg)	SPLSR (Yes/No)
		LTE Band 66	2.4GHz Wi-Fi DTS Band	Bluetooth		
Head	Left Touch	0.488	0.659		1.147	No
	Left Tilt	0.169	0.296		0.465	No
	Right Touch	0.265	0.341		0.606	No
	Right Tilt	0.154	0.286		0.440	No
Head	Left Touch	0.488		0.186	0.674	No
	Left Tilt	0.169		0.186	0.355	No
	Right Touch	0.265		0.186	0.451	No
	Right Tilt	0.154		0.186	0.340	No
Body-worn	Rear	1.054	0.203		1.257	No
	Front	0.551	0.177		0.728	No
	Edge 2	0.104	0.174		0.278	No
	Rear	1.054		0.096	1.150	No
	Front	0.551		0.096	0.647	No
	Edge 2	0.104		0.096	0.200	No
RF Exposure Conditions	**Test Position**	**Simultaneous Transmission Scenario**			**Σ1-g SAR (W/kg)**	**SPLSR (Yes/No)**
		LTE Band 66	**5.2GHz Wi-Fi DTS Band**	**5.8GHz Wi-Fi DTS Band**		
Head	Left Touch	0.488	0.158		0.646	No
	Left Tilt	0.169	0.094		0.263	No
	Right Touch	0.265	0.054		0.319	No
	Right Tilt	0.154	0.066		0.220	No
Head	Left Touch	0.488		0.023	0.511	No
	Left Tilt	0.169		0.016	0.185	No
	Right Touch	0.265		0.053	0.318	No
	Right Tilt	0.154		0.050	0.204	No
Body-worn	Rear	1.054	0.295		1.349	No
	Front	0.551	0.028		0.579	No
	Edge 2	0.104	0.173		0.277	No
	Rear	1.054		0.025	1.079	No
	Front	0.551		0.128	0.679	No
	Edge 2	0.104		0.025	0.129	No

Note:

·According to KDB 447498 D01 General RF Exposure Guidance, when the simultaneous transmission SAR is less than1.6 W/kg, SPLSR assessment is not required.

·SPLSR mean is “The SAR to Peak Location Separation Ratio “

Any report having not been signed by authorized approver, or having been altered without authorization, or having not been stamped by the "Dedicated Testing/Inspection Stamp" is deemed to be invalid. Copying or excerpting portion of, or altering the content of the report is not permitted without the written authorization of AGC. The test results presented in the report apply only to the tested sample. Any objections to report issued by AGC should be submitted to AGC within 15days after the issuance of the test report. Further enquiry of validity or verification of the test report should be addressed to AGC by agc@agc-cert.com.

Sum of the SAR for LTE Band 71 &Wi-Fi & BT:

RF Exposure Conditions	Test Position	Simultaneous Transmission Scenario			Σ1-g SAR (W/kg)	SPLSR (Yes/No)
		LTE Band 71	2.4GHz Wi-Fi DTS Band	Bluetooth		
Head	Left Touch	0.097	0.659		0.756	No
	Left Tilt	0.049	0.296		0.345	No
	Right Touch	0.106	0.341		0.447	No
	Right Tilt	0.059	0.286		0.345	No
Head	Left Touch	0.097		0.186	0.283	No
	Left Tilt	0.049		0.186	0.235	No
	Right Touch	0.106		0.186	0.292	No
	Right Tilt	0.059		0.186	0.245	No
Body-worn	Rear	0.183	0.203		0.386	No
	Front	0.086	0.177		0.263	No
	Edge 2	0.114	0.174		0.288	No
	Rear	0.183		0.096	0.279	No
	Front	0.086		0.096	0.182	No
	Edge 2	0.114		0.096	0.210	No
RF Exposure Conditions	Test Position	Simultaneous Transmission Scenario			Σ1-g SAR (W/kg)	SPLSR (Yes/No)
		LTE Band 71	5.2GHz Wi-Fi DTS Band	5.8GHz Wi-Fi DTS Band		
Head	Left Touch	0.097	0.158		0.255	No
	Left Tilt	0.049	0.094		0.143	No
	Right Touch	0.106	0.054		0.160	No
	Right Tilt	0.059	0.066		0.125	No
Head	Left Touch	0.097		0.023	0.120	No
	Left Tilt	0.049		0.016	0.065	No
	Right Touch	0.106		0.053	0.159	No
	Right Tilt	0.059		0.050	0.109	No
Body-worn	Rear	0.183	0.295		0.478	No
	Front	0.086	0.028		0.114	No
	Edge 2	0.114	0.173		0.287	No
	Rear	0.183		0.025	0.208	No
	Front	0.086		0.128	0.214	No
	Edge 2	0.114		0.025	0.139	No

Note:

·According to KDB 447498 D01 General RF Exposure Guidance, when the simultaneous transmission SAR is less than1.6 W/kg, SPLSR assessment is not required.

·SPLSR mean is “The SAR to Peak Location Separation Ratio “

Any report having not been signed by authorized approver, or having been altered without authorization, or having not been stamped by the "Dedicated Testing/Inspection Stamp" is deemed to be invalid. Copying or excerpting portion of, or altering the content of the report is not permitted without the written authorization of AGC. The test results presented in the report apply only to the tested sample. Any objections to report issued by AGC should be submitted to AGC within 15days after the issuance of the test report. Further enquiry of validity or verification of the test report should be addressed to AGC by agc@agc-cert.com.

APPENDIX A. SAR SYSTEM CHECK DATA

Test Laboratory: AGC Lab **Date: Jul. 11,2021**
System Check Head 750MHz
DUT: Dipole 750 MHz Type: SID 750

Communication System: CW; Communication System Band: D750 (750.0 MHz); Duty Cycle: 1:1;
Frequency: 750 MHz; Medium parameters used: f = 750MHz; σ=0.88 mho/m; εr =41.52; ρ= 1000 kg/m³ ;
Phantom section: Flat Section; Input Power=18dBm
Ambient temperature (℃): 22.1, Liquid temperature (℃): 21.9

DASY Configuration:
• Probe: EX3DV4 – SN:3953; ConvF(10.53, 10.53, 10.53); Calibrated: Jul. 29,2020;
• Sensor-Surface: 1.4mm (Mechanical Surface Detection), z = 1.0, 31.0
• Electronics: DAE4 SN1398; Calibrated: May 17,2021
• Phantom: SAM (20deg probe tilt) with CRP v5.0; Type: QD000P40CD;
• DASY52 52.8.7(1137); SEMCAD X 14.6.10(7164)

Configuration/System Check 750MHz/Area Scan (9x14x1): Measurement grid: dx=15mm, dy=15mm
Maximum value of SAR (measured) = 0.560 W/kg

Configuration/System Check 750MHz/Zoom Scan (5x5x7)/Cube 0: Measurement grid: dx=8mm, dy=8mm, dz=5mm
Reference Value = 23.346 V/m; Power Drift = 0.09 dB
Peak SAR (extrapolated) = 0.798 W/kg
SAR(1 g) = 0.493 W/kg; SAR(10 g) = 0.336 W/kg
Maximum value of SAR (measured) = 0.598 W/kg

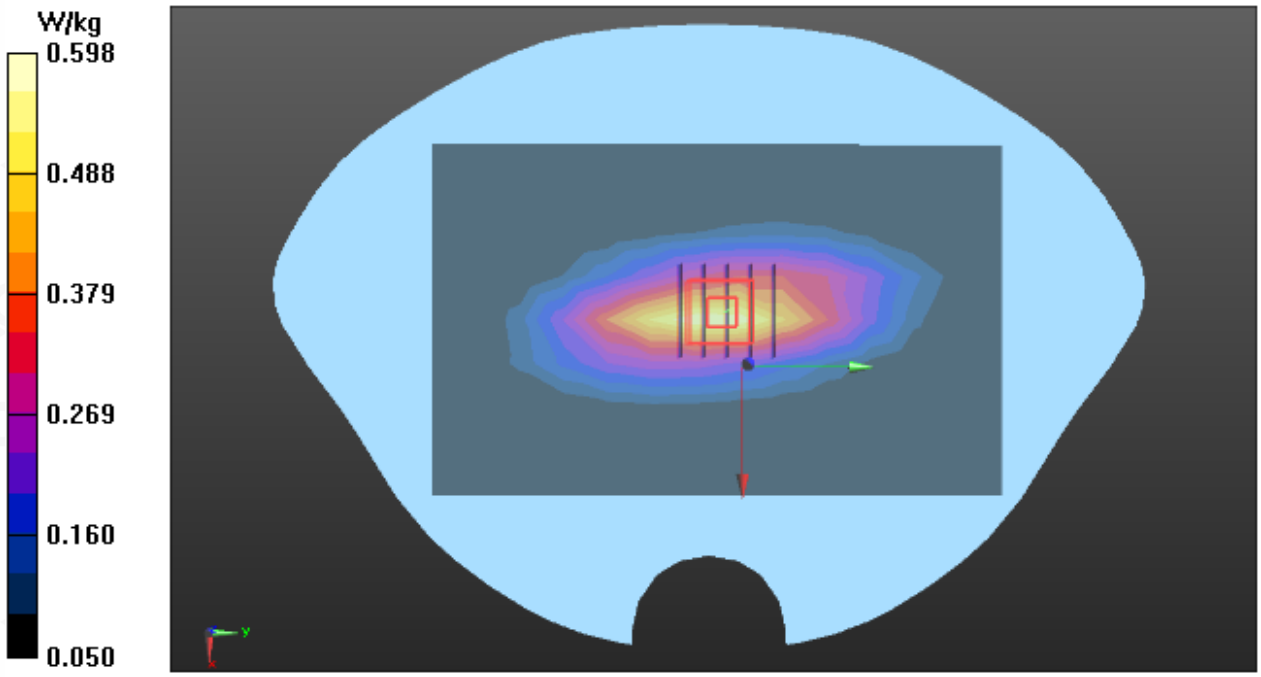

Any report having not been signed by authorized approver, or having been altered without authorization, or having not been stamped by the "Dedicated Testing/Inspection Stamp" is deemed to be invalid. Copying or excerpting portion of, or altering the content of the report is not permitted without the written authorization of AGC. The test results presented in the report apply only to the tested sample. Any objections to report issued by AGC should be submitted to AGC within 15days after the issuance of the test report. Further enquiry of validity or verification of the test report should be addressed to AGC by agc@agc-cert.com.

Test Laboratory: AGC Lab **Date: Jul. 12,2021**
System Check Head 750MHz
DUT: Dipole 750 MHz Type: SID 750

Communication System: CW; Communication System Band: D750 (750.0 MHz); Duty Cycle: 1:1;
Frequency: 750 MHz; Medium parameters used: f = 750MHz; σ=0.88 mho/m; εr =44.28; ρ= 1000 kg/m³ ;
Phantom section: Flat Section; Input Power=18dBm
Ambient temperature (℃): 21.7, Liquid temperature (℃): 21.5

DASY Configuration:
• Probe: EX3DV4 – SN:3953; ConvF(10.53, 10.53, 10.53); Calibrated: Jul. 29,2020;
• Sensor-Surface: 1.4mm (Mechanical Surface Detection), z = 1.0, 31.0
• Electronics: DAE4 SN1398; Calibrated: May 17,2021
• Phantom: SAM (20deg probe tilt) with CRP v5.0; Type: QD000P40CD;
• DASY52 52.8.7(1137); SEMCAD X 14.6.10(7164)

Configuration/System Check 750MHz/Area Scan (9x14x1): Measurement grid: dx=15mm, dy=15mm
Maximum value of SAR (measured) = 0.621 W/kg

Configuration/System Check 750MHz/Zoom Scan (5x5x7)/Cube 0: Measurement grid: dx=8mm, dy=8mm, dz=5mm
Reference Value = 24.053 V/m; Power Drift = 0.09 dB
Peak SAR (extrapolated) = 0.843 W/kg
SAR(1 g) = 0.518 W/kg; SAR(10 g) = 0.331 W/kg
Maximum value of SAR (measured) = 0.630 W/kg

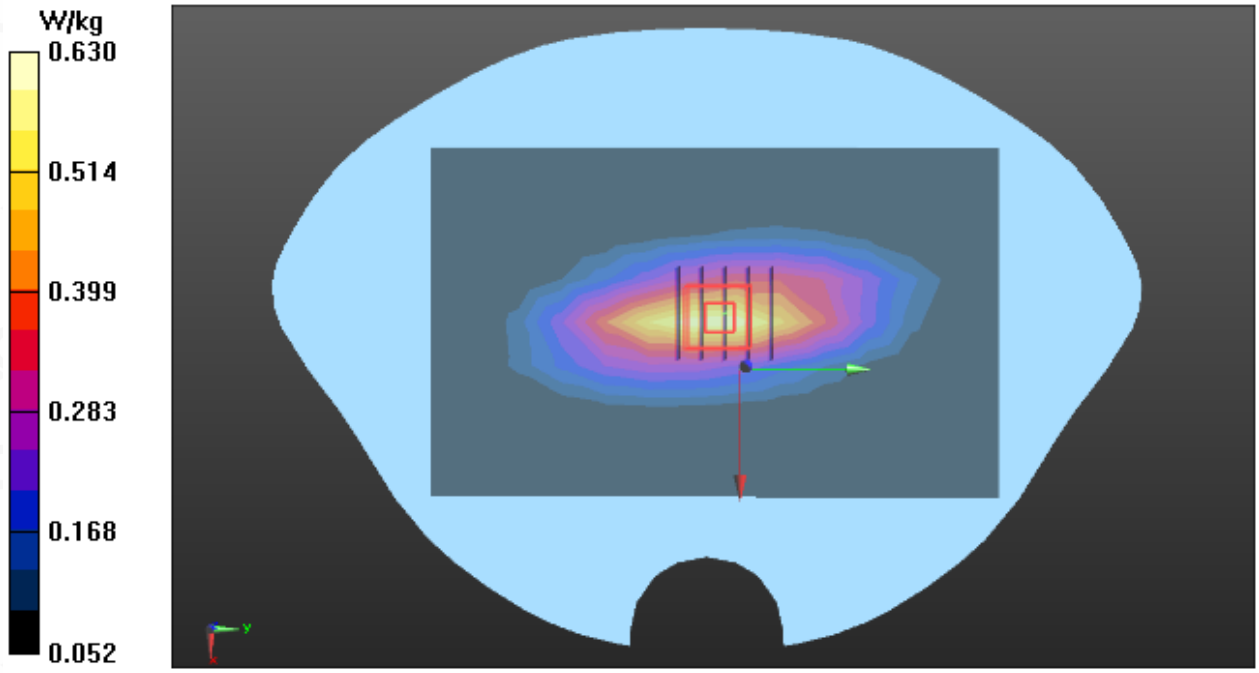

Any report having not been signed by authorized approver, or having been altered without authorization, or having not been stamped by the "Dedicated Testing/Inspection Stamp" is deemed to be invalid. Copying or excerpting portion of, or altering the content of the report is not permitted without the written authorization of AGC. The test results presented in the report apply only to the tested sample. Any objections to report issued by AGC should be submitted to AGC within 15days after the issuance of the test report. Further enquiry of validity or verification of the test report should be addressed to AGC by agc@agc-cert.com.

Test Laboratory: AGC Lab **Date: Jul. 14,2021**
System Check Head 835 MHz
DUT: Dipole 835 MHz Type: SID 835

Communication System CW; Communication System Band: D835 (835.0 MHz); Duty Cycle: 1:1;
Frequency: 835 MHz; Medium parameters used: f = 835 MHz; σ=0.91 mho/m; εr =42.07; ρ= 1000 kg/m³ ;
Phantom section: Flat Section; Input Power=18dBm
Ambient temperature (℃):22.2, Liquid temperature (℃): 21.9

DASY Configuration:
• Probe: EX3DV4 – SN:3953; ConvF(10.13, 10.13, 10.13); Calibrated: Jul. 29,2020;
• Sensor-Surface: 1.4mm (Mechanical Surface Detection), z = 1.0, 31.0
• Electronics: DAE4 SN1398; Calibrated: May 17,2021
• Phantom: SAM (20deg probe tilt) with CRP v5.0; Type: QD000P40CD;
• DASY52 52.8.7(1137); SEMCAD X 14.6.10(7164)

Configuration/System Check 835MHz/Area Scan (9x13x1): Measurement grid: dx=15mm, dy=15mm
Maximum value of SAR (measured) = 0.760 W/kg

Configuration/System Check 835MHz/Zoom Scan (5x5x7)/Cube 0: Measurement grid: dx=8mm, dy=8mm, dz=5mm
Reference Value = 29.423 V/m; Power Drift = -0.14 dB
Peak SAR (extrapolated) = 1.07 W/kg
SAR(1 g) = 0.630 W/kg; SAR(10 g) = 0.384 W/kg
Maximum value of SAR (measured) = 0.791 W/kg

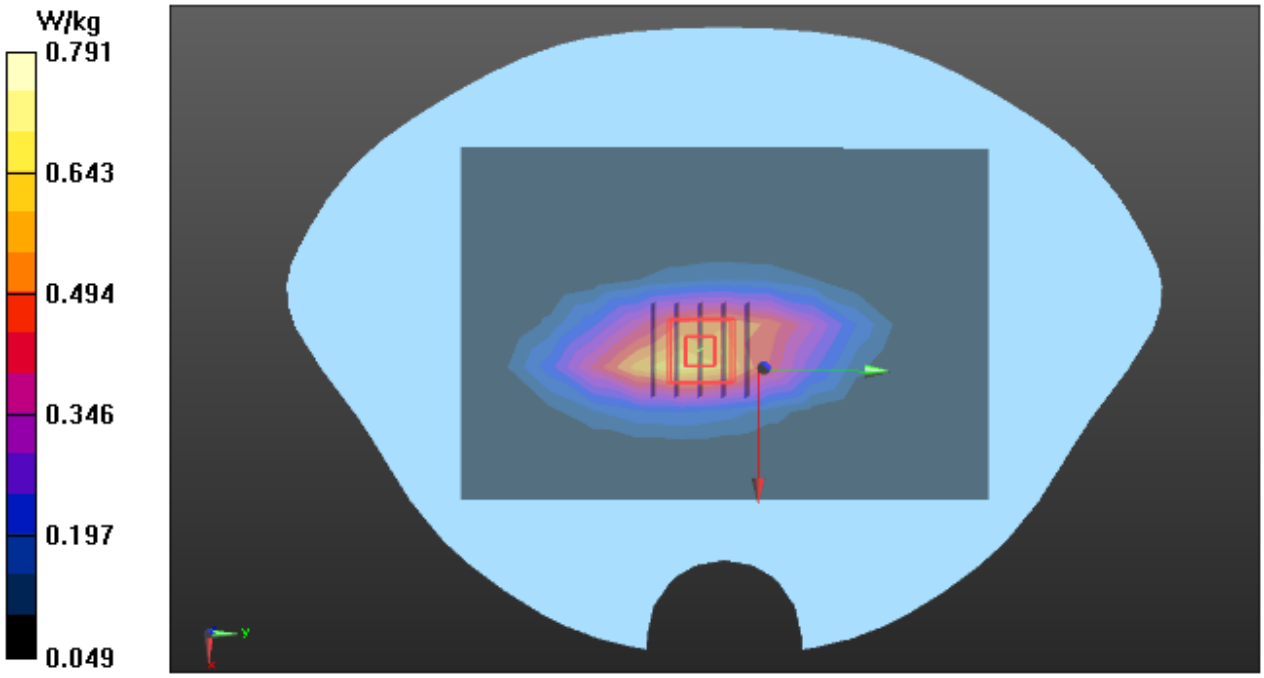

Any report having not been signed by authorized approver, or having been altered without authorization, or having not been stamped by the "Dedicated Testing/Inspection Stamp" is deemed to be invalid. Copying or excerpting portion of, or altering the content of the report is not permitted without the written authorization of AGC. The test results presented in the report apply only to the tested sample. Any objections to report issued by AGC should be submitted to AGC within 15days after the issuance of the test report. Further enquiry of validity or verification of the test report should be addressed to AGC by agc@agc-cert.com.

Attestation of Global Compliance(Shenzhen)Co., Ltd
Attestation of Global Compliance(Shenzhen)Std & Tech Co., Ltd
Tel: +86-755 2523 4088 E-mail: agc@agc-cert.com Web: http://cn.agc-cert.com/

Test Laboratory: AGC Lab **Date: Jul. 09,2021**
System Check Head 835 MHz
DUT: Dipole 835 MHz Type: SID 835

Communication System CW; Communication System Band: D835 (835.0 MHz); Duty Cycle: 1:1;
Frequency: 835 MHz; Medium parameters used: f = 835 MHz; σ=0.92 mho/m; εr =41.81; ρ= 1000 kg/m³ ;
Phantom section: Flat Section; Input Power=18dBm
Ambient temperature (℃): 21.8, Liquid temperature (℃): 21.6

DASY Configuration:
• Probe: EX3DV4 – SN:3953; ConvF(10.13, 10.13, 10.13); Calibrated: Jul. 29,2020;
• Sensor-Surface: 1.4mm (Mechanical Surface Detection), z = 1.0, 31.0
• Electronics: DAE4 SN1398; Calibrated: May 17,2021
• Phantom: SAM (20deg probe tilt) with CRP v5.0; Type: QD000P40CD;
• DASY52 52.8.7(1137); SEMCAD X 14.6.10(7164)

Configuration/System Check 835MHz/Area Scan (9x14x1): Measurement grid: dx=15mm, dy=15mm
Maximum value of SAR (measured) = 0.810 W/kg

Configuration/System Check 835MHz/Zoom Scan (5x5x7)/Cube 0: Measurement grid: dx=8mm, dy=8mm, dz=5mm
Reference Value = 28.187 V/m; Power Drift = -0.05 dB
Peak SAR (extrapolated) = 1.06 W/kg
SAR(1 g) = 0.605 W/kg; SAR(10 g) = 0.386 W/kg
Maximum value of SAR (measured) = 0.814 W/kg

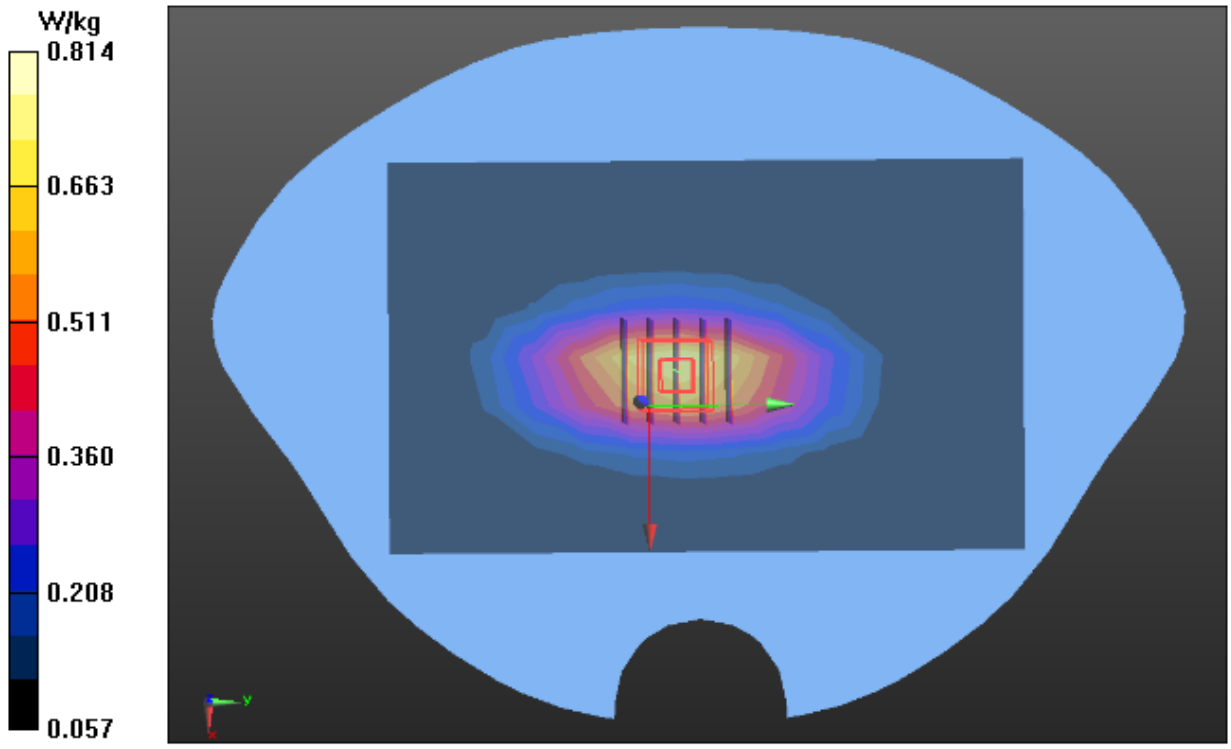

Any report having not been signed by authorized approver, or having been altered without authorization, or having not been stamped by the "Dedicated Testing/Inspection Stamp" is deemed to be invalid. Copying or excerpting portion of, or altering the content of the report is not permitted without the written authorization of AGC. The test results presented in the report apply only to the tested sample. Any objections to report issued by AGC should be submitted to AGC within 15days after the issuance of the test report. Further enquiry of validity or verification of the test report should be addressed to AGC by agc@agc-cert.com.

Test Laboratory: AGC Lab **Date: Jul. 22,2021**
System Check Head 1750MHz
DUT: Dipole 1800 MHz; Type: SID 1800

Communication System: CW; Communication System Band: D1700 (1750.0 MHz); Duty Cycle: 1:1;
Frequency: 1750 MHz; Medium parameters used: f = 1750 MHz; σ=1.39 mho/m; εr =39.81; ρ= 1000 kg/m³ ;
Phantom section: Flat Section; Input Power=18dBm
Ambient temperature (℃): 21.6, Liquid temperature (℃): 21.4

DASY Configuration:
• Probe: EX3DV4 – SN:3953; ConvF(8.61, 8.61, 8.61); Calibrated: Jul. 29,2020;
• Sensor-Surface: 1.4mm (Mechanical Surface Detection), z = 1.0, 31.0
• Electronics: DAE4 SN1398; Calibrated: May 17,2021
• Phantom: SAM (20deg probe tilt) with CRP v5.0; Type: QD000P40CD;
• DASY52 52.8.7(1137); SEMCAD X 14.6.10(7164)

Configuration/System Check Head 1750MHz/Area Scan (7x10x1): Measurement grid: dx=15mm, dy=15mm
Maximum value of SAR (measured) = 2.91 W/kg

Configuration/System Check Head 1750MHz/Zoom Scan (5x5x7)/Cube 0: Measurement grid: dx=8mm, dy=8mm, dz=5mm
Reference Value = 44.682 V/m; Power Drift = 0.10 dB
Peak SAR (extrapolated) = 4.37 W/kg
SAR(1 g) = 2.32 W/kg; SAR(10 g) = 1.19 W/kg
Maximum value of SAR (measured) = 3.07 W/kg

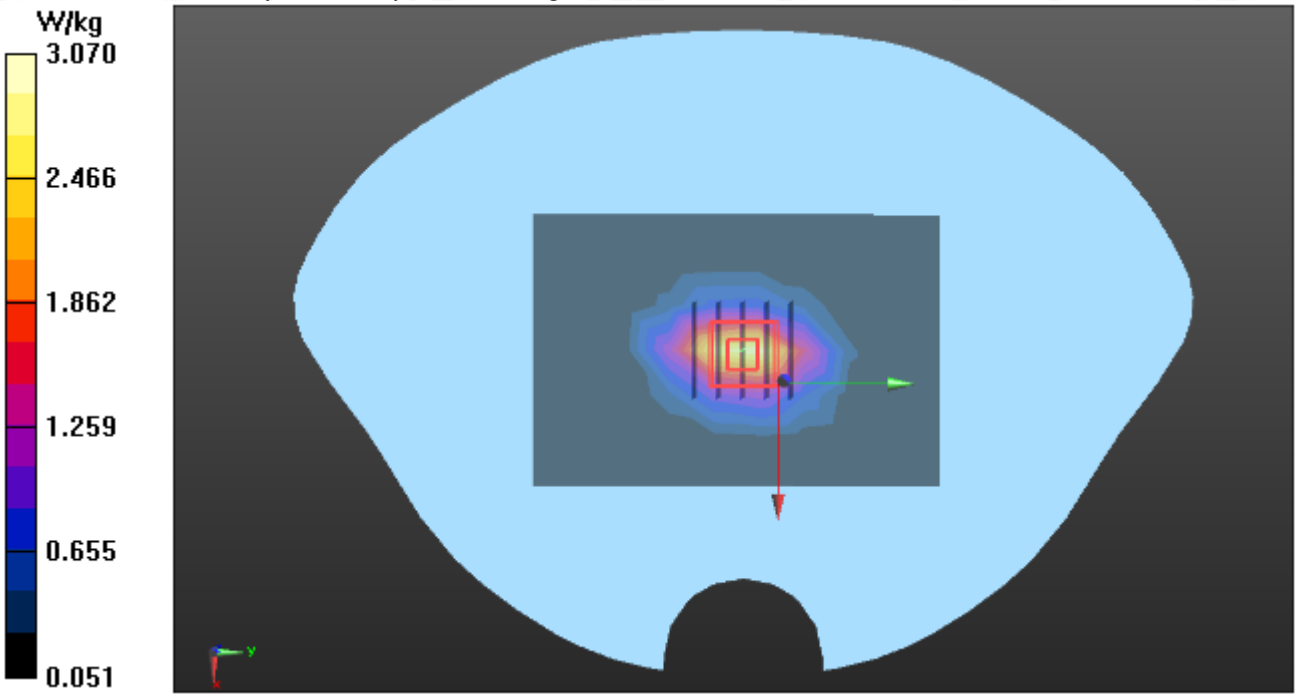

Any report having not been signed by authorized approver, or having been altered without authorization, or having not been stamped by the "Dedicated Testing/Inspection Stamp" is deemed to be invalid. Copying or excerpting portion of, or altering the content of the report is not permitted without the written authorization of AGC. The test results presented in the report apply only to the tested sample. Any objections to report issued by AGC should be submitted to AGC within 15days after the issuance of the test report. Further enquiry of validity or verification of the test report should be addressed to AGC by agc@agc-cert.com.

Attestation of Global Compliance(Shenzhen)Co., Ltd
Attestation of Global Compliance(Shenzhen)Std & Tech Co., Ltd
Tel: +86-755 2523 4088 E-mail: agc@agc-cert.com Web: http://cn.agc-cert.com/

Test Laboratory: AGC Lab **Date: Jul. 08,2021**
System Check Head 1750MHz
DUT: Dipole 1800 MHz; Type: SID 1800

Communication System: CW; Communication System Band: D1700 (1750.0 MHz); Duty Cycle: 1:1;
Frequency: 1750 MHz; Medium parameters used: f = 1750 MHz; σ=1.38 mho/m; εr =40.28; ρ= 1000 kg/m³ ;
Phantom section: Flat Section; Input Power=18dBm
Ambient temperature (℃): 21.5, Liquid temperature (℃): 21.3

DASY Configuration:
• Probe: EX3DV4 – SN:3953; ConvF(8.61, 8.61, 8.61); Calibrated: Jul. 29,2020;
• Sensor-Surface: 1.4mm (Mechanical Surface Detection), z = 1.0, 31.0
• Electronics: DAE4 SN1398; Calibrated: May 17,2021
• Phantom: SAM (20deg probe tilt) with CRP v5.0; Type: QD000P40CD;
• DASY52 52.8.7(1137); SEMCAD X 14.6.10(7164)

Configuration/System Check Head 1750MHz/Area Scan (7x10x1): Measurement grid: dx=15mm, dy=15mm
Maximum value of SAR (measured) = 2.93 W/kg

Configuration/System Check Head 1750MHz/Zoom Scan (5x5x7)/Cube 0: Measurement grid: dx=8mm, dy=8mm, dz=5mm
Reference Value = 48.918 V/m; Power Drift = -0.09 dB
Peak SAR (extrapolated) = 4.59 W/kg
SAR(1 g) = 2.42 W/kg; SAR(10 g) = 1.25 W/kg
Maximum value of SAR (measured) = 3.14 W/kg

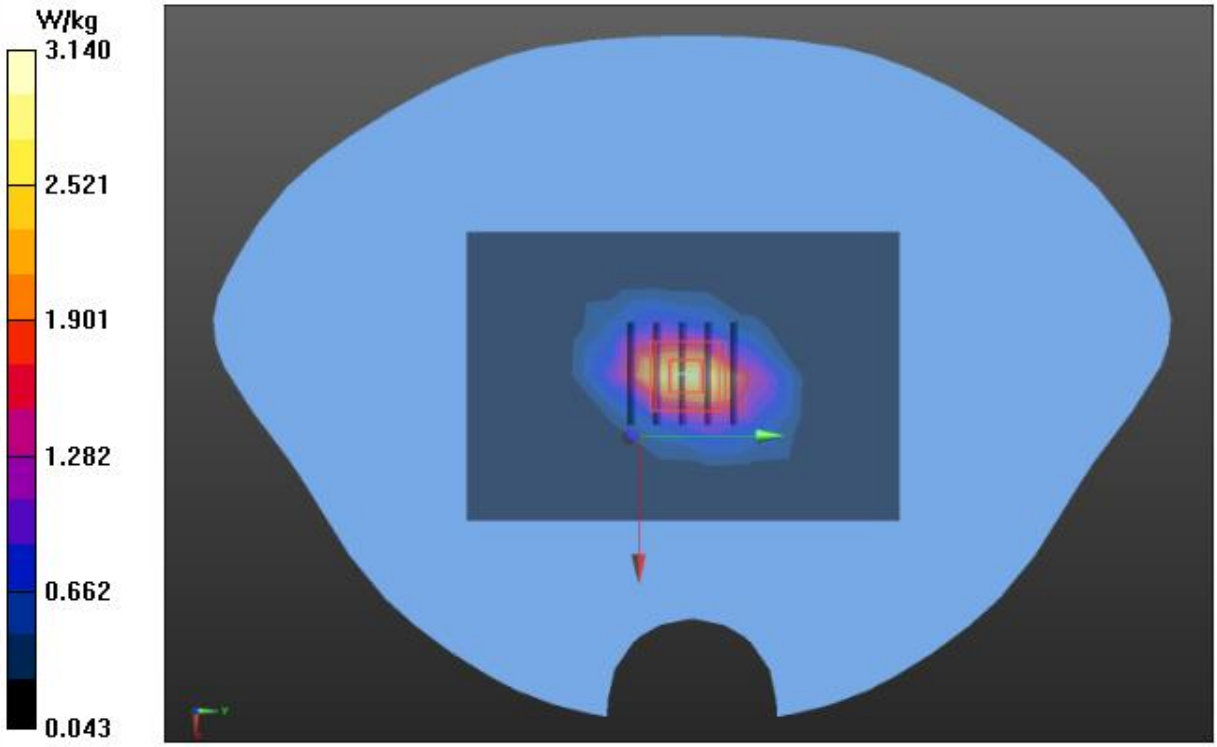

Any report having not been signed by authorized approver, or having been altered without authorization, or having not been stamped by the "Dedicated Testing/Inspection Stamp" is deemed to be invalid. Copying or excerpting portion of, or altering the content of the report is not permitted without the written authorization of AGC. The test results presented in the report apply only to the tested sample. Any objections to report issued by AGC should be submitted to AGC within 15days after the issuance of the test report. Further enquiry of validity or verification of the test report should be addressed to AGC by agc@agc-cert.com.

Attestation of Global Compliance(Shenzhen)Co., Ltd
Attestation of Global Compliance(Shenzhen)Std & Tech Co., Ltd
Tel: +86-755 2523 4088 E-mail: agc@agc-cert.com Web: http://cn.agc-cert.com/

Test Laboratory: AGC Lab **Date: Jul. 13,2021**
System Check Head 1900MHz
DUT: Dipole 1900 MHz; Type: SID 1900

Communication System: CW; Communication System Band: D1900 (1900.0 MHz); Duty Cycle:1:1;
Frequency: 1900 MHz; Medium parameters used: f = 1900 MHz; σ=1.37 mho/m; εr =39.57; ρ= 1000 kg/m³ ;
Phantom section: Flat Section; Input Power=18dBm
Ambient temperature (℃):21.6, Liquid temperature (℃): 21.3

DASY Configuration:
• Probe: EX3DV4 – SN:3953; ConvF(8.32, 8.32, 8.32); Calibrated: Jul. 29,2020;
• Sensor-Surface: 1.4mm (Mechanical Surface Detection), z = 1.0, 31.0
• Electronics: DAE4 SN1398; Calibrated: May 17,2021
• Phantom: SAM (20deg probe tilt) with CRP v5.0; Type: QD000P40CD;
• DASY52 52.8.7(1137); SEMCAD X 14.6.10(7164)

Configuration/System Check Head 1900MHz/Area Scan (7x9x1): Measurement grid: dx=15mm, dy=15mm
Maximum value of SAR (measured) = 2.91 W/kg

Configuration/System Check Head 1900MHz/Zoom Scan (5x5x7)/Cube 0: Measurement grid: dx=8mm, dy=8mm, dz=5mm
Reference Value = 44.601 V/m; Power Drift = -0.17 dB
Peak SAR (extrapolated) = 5.26 W/kg
SAR(1 g) = 2.73 W/kg; SAR(10 g) = 1.38 W/kg
Maximum value of SAR (measured) = 3.51 W/kg

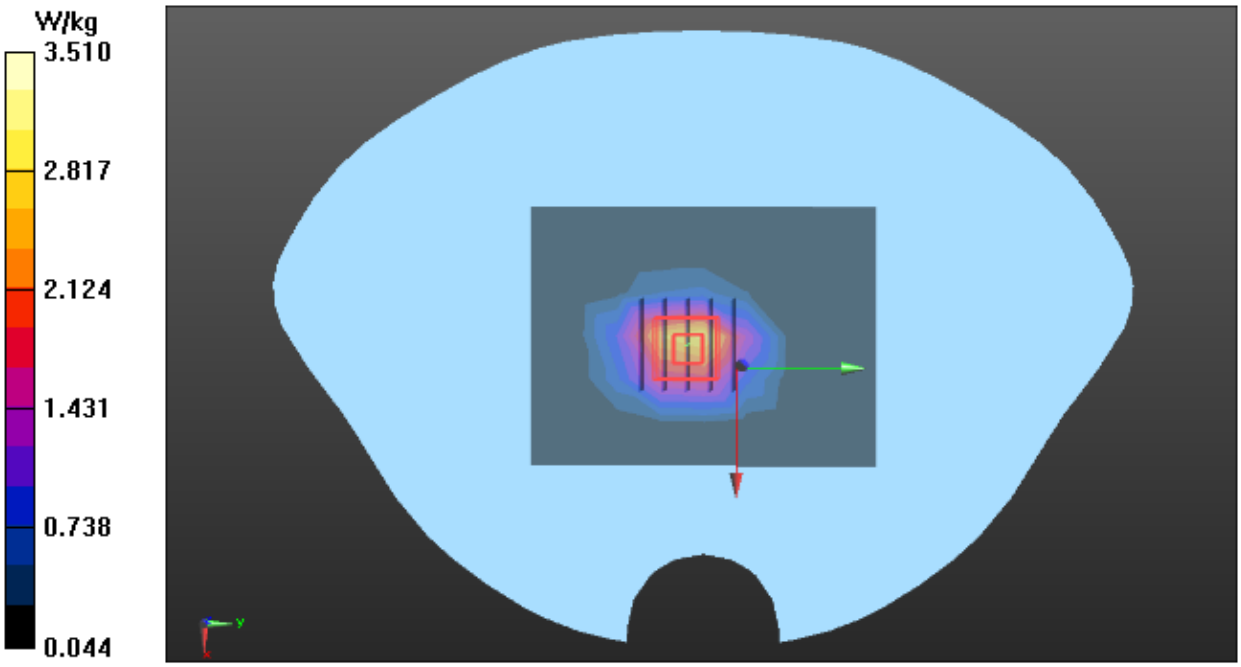

Any report having not been signed by authorized approver, or having been altered without authorization, or having not been stamped by the "Dedicated Testing/Inspection Stamp" is deemed to be invalid. Copying or excerpting portion of, or altering the content of the report is not permitted without the written authorization of AGC. The test results presented in the report apply only to the tested sample. Any objections to report issued by AGC should be submitted to AGC within 15days after the issuance of the test report. Further enquiry of validity or verification of the test report should be addressed to AGC by agc@agc-cert.com.

Attestation of Global Compliance(Shenzhen)Co., Ltd
Attestation of Global Compliance(Shenzhen)Std & Tech Co., Ltd
Tel: +86-755 2523 4088 E-mail: agc@agc-cert.com Web: http://cn.agc-cert.com/

Test Laboratory: AGC Lab **Date: Jul. 10,2021**
System Check Head 1900MHz
DUT: Dipole 1900 MHz; Type: SID 1900

Communication System: CW; Communication System Band: D1900 (1900.0 MHz); Duty Cycle:1:1;
Frequency: 1900 MHz; Medium parameters used: f = 1900 MHz; σ=1.42 mho/m; εr =39.61;; ρ= 1000 kg/m³ ;
Phantom section: Flat Section; Input Power=18dBm
Ambient temperature (℃): 22.1, Liquid temperature (℃): 21.8

DASY Configuration:
• Probe: EX3DV4 – SN:3953; ConvF(8.32, 8.32, 8.32); Calibrated: Jul. 29,2020;
• Sensor-Surface: 1.4mm (Mechanical Surface Detection), z = 1.0, 31.0
• Electronics: DAE4 SN1398; Calibrated: May 17,2021
• Phantom: SAM (20deg probe tilt) with CRP v5.0; Type: QD000P40CD;
• DASY52 52.8.7(1137); SEMCAD X 14.6.10(7164)

Configuration/System Check Head 1900MHz/Area Scan (7x10x1): Measurement grid: dx=15mm, dy=15mm
Maximum value of SAR (measured) = 2.79 W/kg

Configuration/System Check Head 1900MHz/Zoom Scan (5x5x7)/Cube 0: Measurement grid: dx=8mm, dy=8mm, dz=5mm
Reference Value = 47.257 V/m; Power Drift = -0.09 dB
Peak SAR (extrapolated) = 4.25 W/kg
SAR(1 g) = 2.51 W/kg; SAR(10 g) = 1.29 W/kg
Maximum value of SAR (measured) = 2.98 W/kg

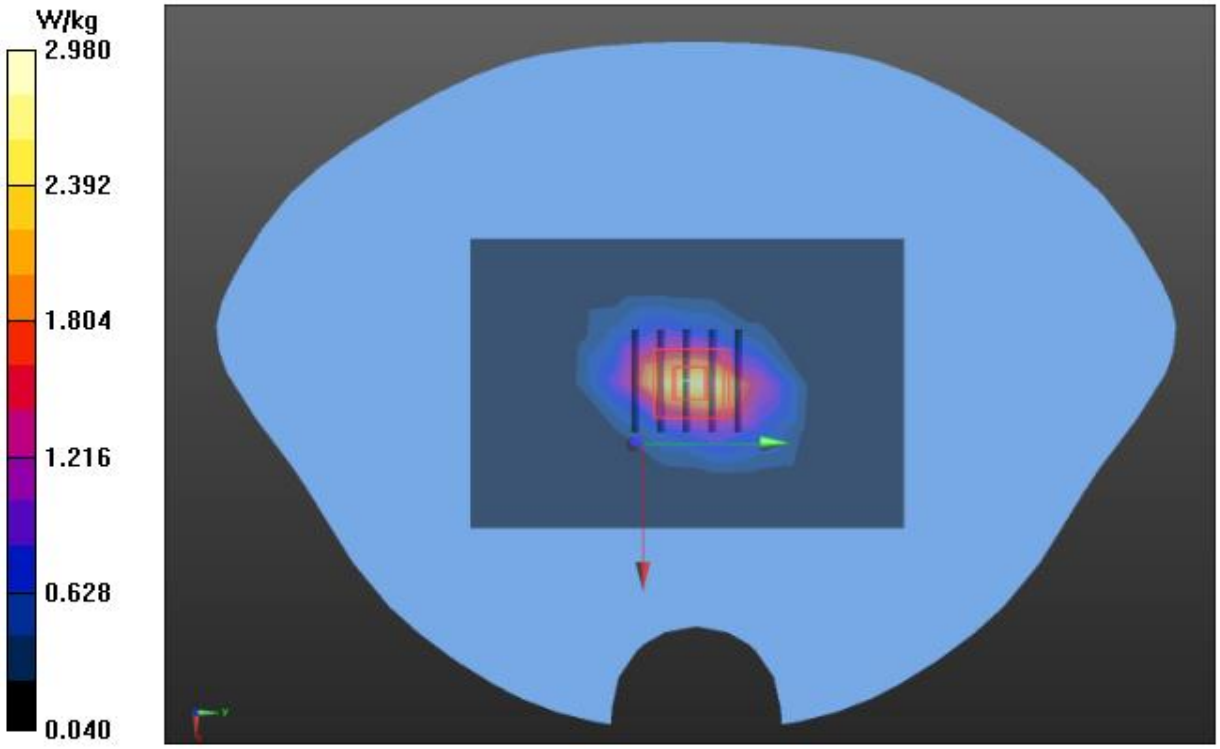

Any report having not been signed by authorized approver, or having been altered without authorization, or having not been stamped by the "Dedicated Testing/Inspection Stamp" is deemed to be invalid. Copying or excerpting portion of, or altering the content of the report is not permitted without the written authorization of AGC. The test results presented in the report apply only to the tested sample. Any objections to report issued by AGC should be submitted to AGC within 15days after the issuance of the test report. Further enquiry of validity or verification of the test report should be addressed to AGC by agc@agc-cert.com.

Test Laboratory: AGC Lab **Date: Jul. 15,2021**
System Check Head 2300 MHz
DUT: Dipole 2300 MHz Type: SID 2300

Communication System CW; Communication System Band: D2300 (2300.0 MHz); Duty Cycle: 1:1;
Frequency: 2300 MHz; Medium parameters used: f = 2300 MHz; σ=1.66 mho/m; εr =39.27; ρ= 1000 kg/m³ ;
Phantom section: Flat Section; Input Power=18dBm
Ambient temperature (℃): 22.3, Liquid temperature (℃): 22.0

DASY Configuration:
• Probe: EX3DV4 – SN:3953; ConvF(7.85, 7.85, 7.85); Calibrated: Jul. 29,2020;
• Sensor-Surface: 1.4mm (Mechanical Surface Detection), z = 1.0, 31.0
• Electronics: DAE4 SN1398; Calibrated: May 17,2021
• Phantom: SAM (20deg probe tilt) with CRP v5.0; Type: QD000P40CD;
• DASY52 52.8.7(1137); SEMCAD X 14.6.10(7164)

Configuration/System Check 2300MHz Head/Area Scan (5x8x1): Measurement grid: dx=15mm, dy=15mm
Maximum value of SAR (measured) = 4.08 W/kg

Configuration/System Check 2300MHz Head/Zoom Scan (7x7x7)/Cube 0: Measurement grid: dx=8mm, dy=8mm, dz=5mm
Reference Value = 50.424 V/m; Power Drift = -0.10 dB
Peak SAR (extrapolated) = 6.24 W/kg
SAR(1 g) = 3.07 W/kg; SAR(10 g) = 1.49 W/kg
Maximum value of SAR (measured) = 4.50 W/kg

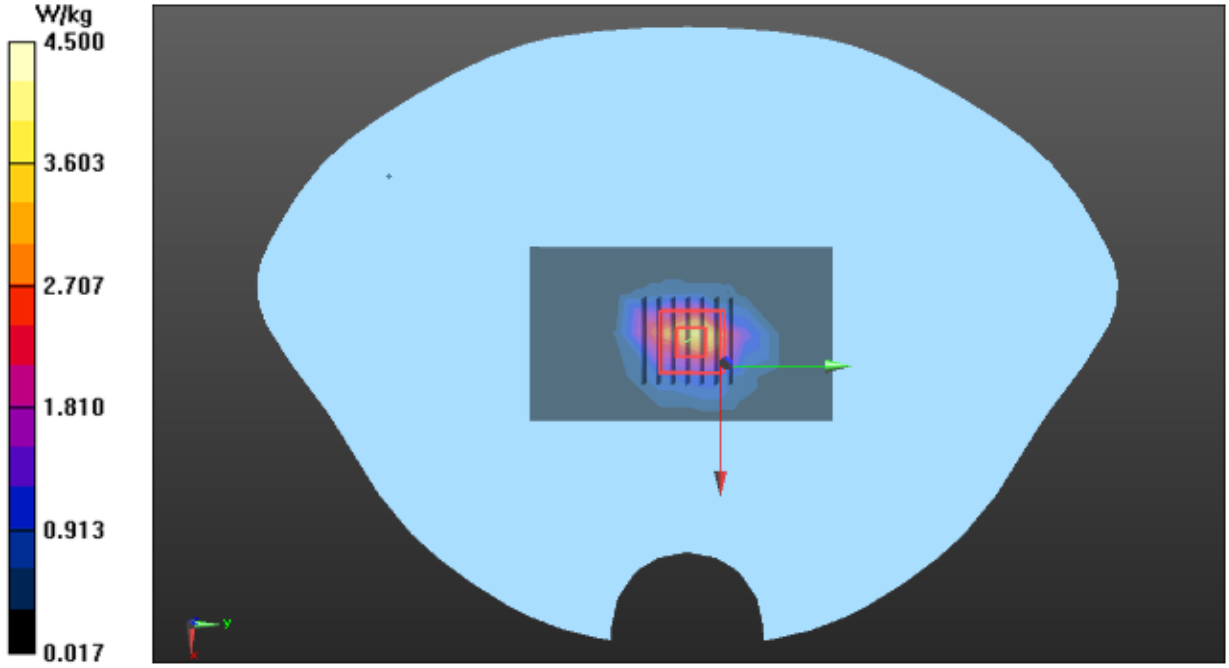

Any report having not been signed by authorized approver, or having been altered without authorization, or having not been stamped by the "Dedicated Testing/Inspection Stamp" is deemed to be invalid. Copying or excerpting portion of, or altering the content of the report is not permitted without the written authorization of AGC. The test results presented in the report apply only to the tested sample. Any objections to report issued by AGC should be submitted to AGC within 15days after the issuance of the test report. Further enquiry of validity or verification of the test report should be addressed to AGC by agc@agc-cert.com.

Test Laboratory: AGC Lab **Date: Jul. 18,2021**
System Check Head 2450 MHz
DUT: Dipole 2450 MHz Type: D2450V2

Communication System CW; Communication System Band: D2450 (2450.0 MHz); Duty Cycle: 1:1;
Frequency: 2450 MHz; Medium parameters used: f = 2450 MHz; σ=1.79 mho/m; εr =38.43; ρ= 1000 kg/m³ ;
Phantom section: Flat Section; Input Power=18dBm
Ambient temperature (℃): 21.7, Liquid temperature (℃): 21.5

DASY Configuration:
• Probe: EX3DV4 – SN:3953; ConvF(7.66, 7.66, 7.66); Calibrated: Jul. 29,2020;
• Sensor-Surface: 1.4mm (Mechanical Surface Detection), z = 1.0, 31.0
• Electronics: DAE4 SN1398; Calibrated: May 17,2021
• Phantom: SAM (20deg probe tilt) with CRP v5.0; Type: QD000P40CD;
• DASY52 52.8.7(1137); SEMCAD X 14.6.10(7164)

Configuration/System Check Head 2450Hz/Area Scan (5x8x1): Measurement grid: dx=15mm, dy=15mm
Maximum value of SAR (measured) = 4.45 W/kg

Configuration/System Check Head 2450Hz/Zoom Scan (7x7x7)/Cube 0: Measurement grid: dx=5mm, dy=5mm, dz=5mm
Reference Value = 51.170 V/m; Power Drift = -0.11 dB
Peak SAR (extrapolated) = 7.22 W/kg
SAR(1 g) = 3.19 W/kg; SAR(10 g) = 1.48 W/kg
Maximum value of SAR (measured) = 5.06 W/kg

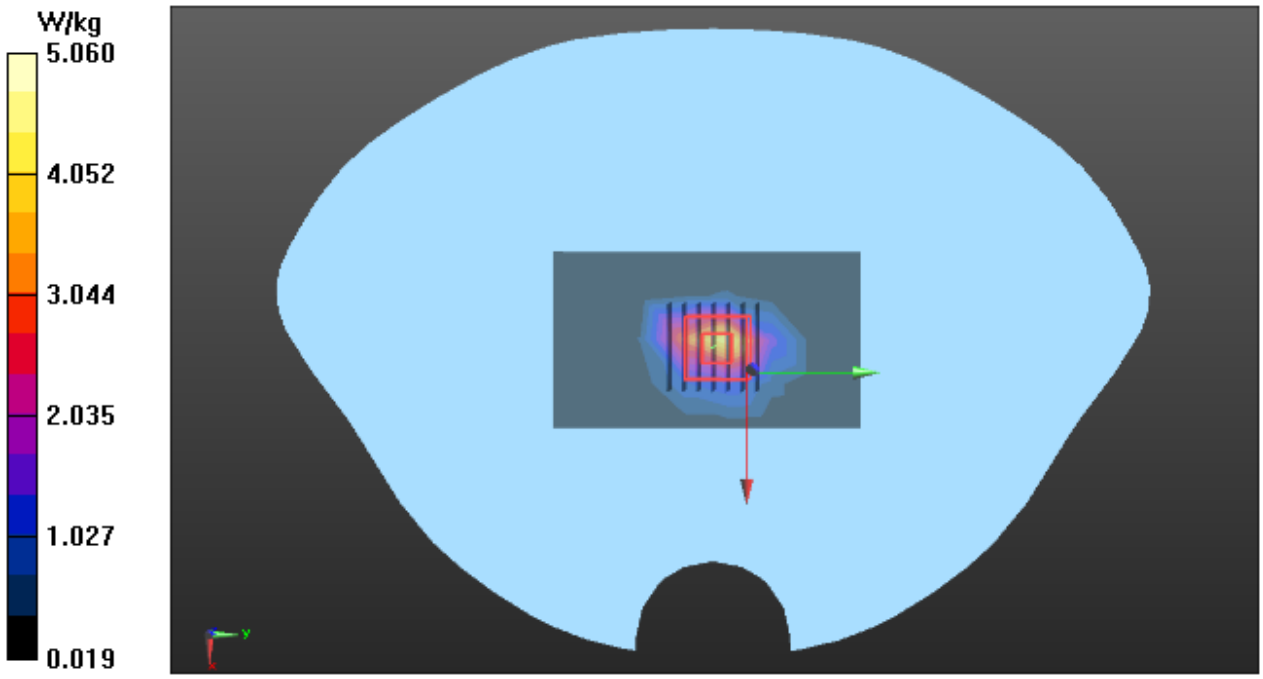

Any report having not been signed by authorized approver, or having been altered without authorization, or having not been stamped by the "Dedicated Testing/Inspection Stamp" is deemed to be invalid. Copying or excerpting portion of, or altering the content of the report is not permitted without the written authorization of AGC. The test results presented in the report apply only to the tested sample. Any objections to report issued by AGC should be submitted to AGC within 15days after the issuance of the test report. Further enquiry of validity or verification of the test report should be addressed to AGC by agc@agc-cert.com.

Attestation of Global Compliance(Shenzhen)Co., Ltd
Attestation of Global Compliance(Shenzhen)Std & Tech Co., Ltd
Tel: +86-755 2523 4088 E-mail: agc@agc-cert.com Web: http://cn.agc-cert.com/

Test Laboratory: AGC Lab **Date: Jul. 19,2021**
System Check Head 2600 MHz
DUT: Dipole 2600 MHz; Type: SID 2600

Communication System: CW; Communication System Band: D2600 (2600.0 MHz); Duty Cycle: 1:1;
Frequency: 2600 MHz; Medium parameters used: f = 2600 MHz; σ=1.92 mho/m; εr =38.54; ρ= 1000 kg/m³ ;
Phantom section: Flat Section; Input Power=18dBm
Ambient temperature (℃): 21.8, Liquid temperature (℃): 21.6

DASY Configuration:
• Probe: EX3DV4 – SN:3953; ConvF(7.45, 7.45, 7.45); Calibrated: Jul. 29,2020;
• Sensor-Surface: 1.4mm (Mechanical Surface Detection), z = 1.0, 31.0
• Electronics: DAE4 SN1398; Calibrated: May 17,2021
• Phantom: SAM (20deg probe tilt) with CRP v5.0; Type: QD000P40CD;
• DASY52 52.8.7(1137); SEMCAD X 14.6.10(7164)

Configuration/System Check Head 2600Hz/Area Scan (5x8x1): Measurement grid: dx=15mm, dy=15mm
Maximum value of SAR (measured) = 4.43 W/kg

Configuration/System Check Head 2600Hz/Zoom Scan (7x7x7)/Cube 0: Measurement grid: dx=5mm, dy=5mm, dz=5mm
Reference Value = 51.208 V/m; Power Drift = -0.16 dB
Peak SAR (extrapolated) = 7.16 W/kg
SAR(1 g) = 3.37 W/kg; SAR(10 g) = 1.53 W/kg
Maximum value of SAR (measured) = 5.02 W/kg

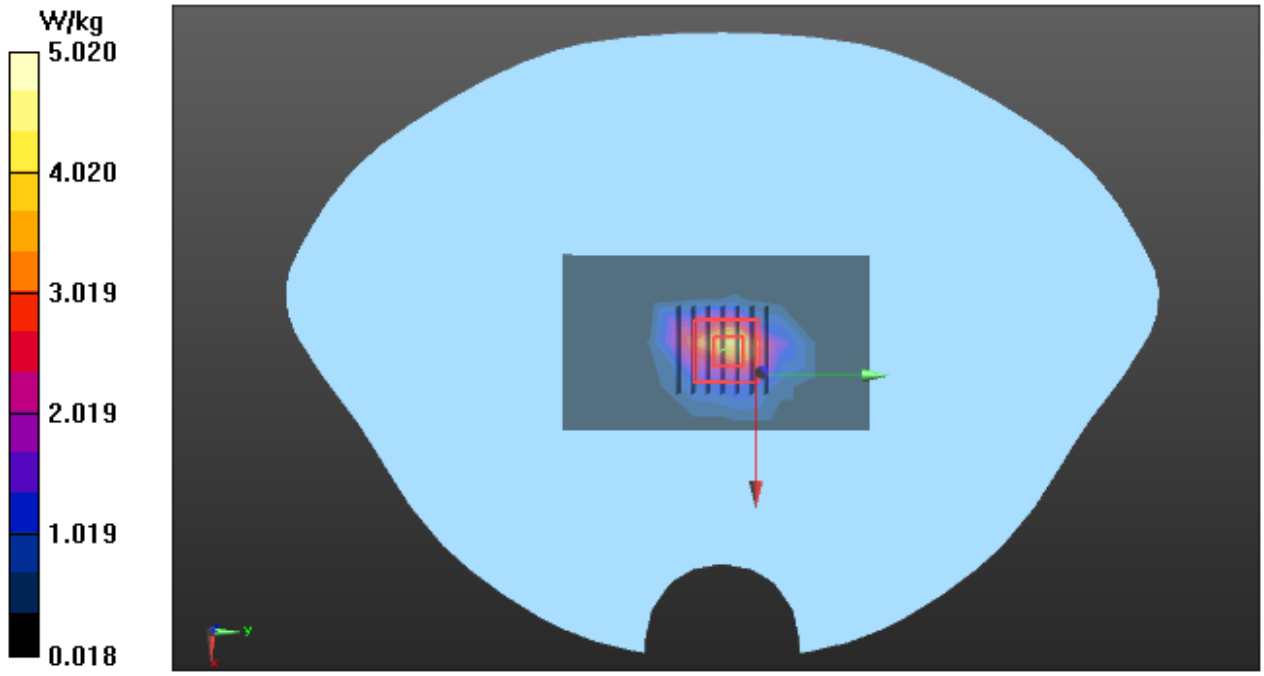

Any report having not been signed by authorized approver, or having been altered without authorization, or having not been stamped by the "Dedicated Testing/Inspection Stamp" is deemed to be invalid. Copying or excerpting portion of, or altering the content of the report is not permitted without the written authorization of AGC. The test results presented in the report apply only to the tested sample. Any objections to report issued by AGC should be submitted to AGC within 15days after the issuance of the test report. Further enquiry of validity or verification of the test report should be addressed to AGC by agc@agc-cert.com.

Test Laboratory: AGC Lab **Date: Jul. 20,2021**
System Check Head 5200 MHz
DUT: Dipole 5000MHz Type: SWG5500

Communication System: CW; Communication System Band: D5000 (5000.0 MHz); Duty Cycle: 1:1;
Frequency: 5200 MHz; Medium parameters used: f = 5250 MHz; σ =4.61mho/m; εr = 35.81; ρ= 1000 kg/m³ ;
Phantom section: Flat Section; Input Power=15dBm
Ambient temperature (℃): 21.9, Liquid temperature (℃): 21.7

DASY Configuration:
• Probe: EX3DV4 – SN3953; ConvF(5.53, 5.53, 5.53); Calibrated: Jul. 29,2020
• Sensor-Surface: 1.4mm (Mechanical Surface Detection), z = 1.0, 31.0
• Electronics: DAE4 SN1398; Calibrated: May 17,2021
• Phantom: SAM (20deg probe tilt) with CRP v5.0; Type: QD000P40CD;
• DASY52 52.8.7(1137); SEMCAD X 14.6.10(7164)

Configuration/System Check 5200MHz Head/Area Scan (10x13x1): Measurement grid:dx=10mm, dy=10mm
Maximum value of SAR (measured) = 9.11 W/kg

Configuration/System Check 5200MHz Head/Zoom Scan (8x8x13)/Cube 0: Measurement grid: dx=4mm, dy=4mm, dz=2mm
Reference Value = 27.115 V/m; Power Drift = 0.13 dB
Peak SAR (extrapolated) = 16.9 W/kg
SAR(1 g) = 4.92 W/kg; SAR(10 g) = 1.74 W/kg
Maximum value of SAR (measured) = 9.33 W/kg

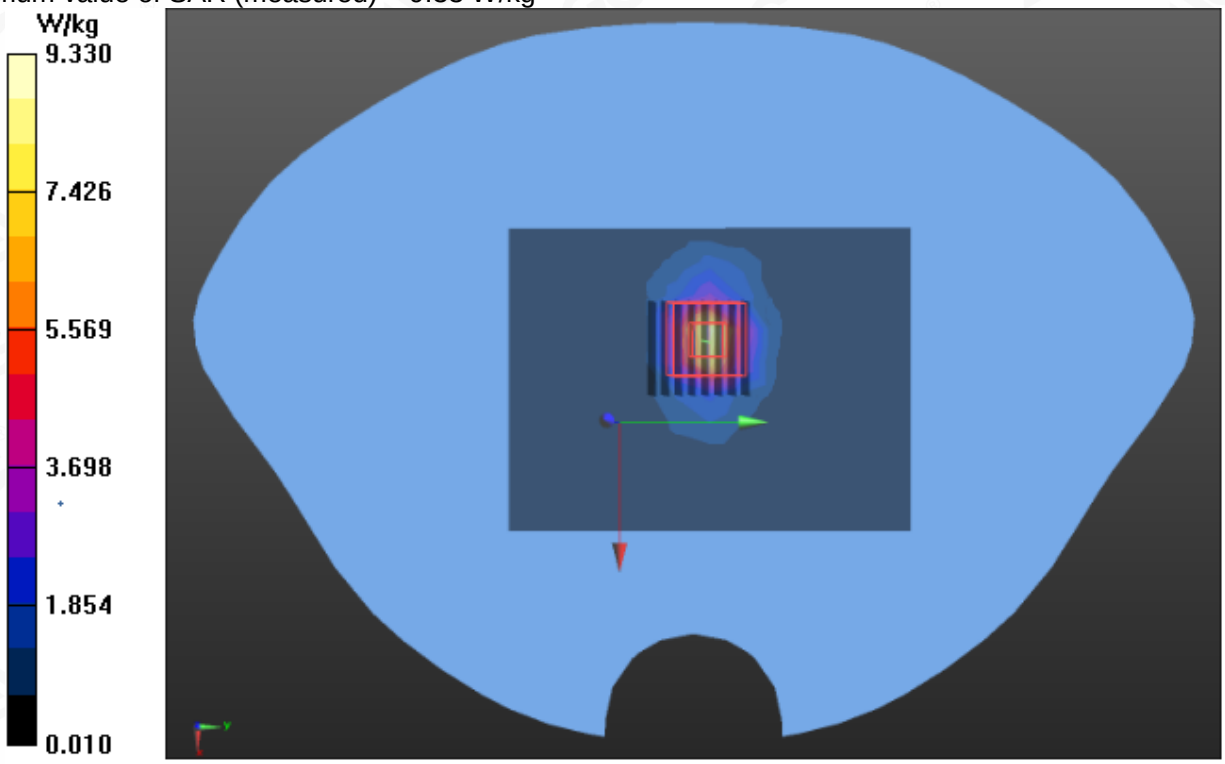

Any report having not been signed by authorized approver, or having been altered without authorization, or having not been stamped by the "Dedicated Testing/Inspection Stamp" is deemed to be invalid. Copying or excerpting portion of, or altering the content of the report is not permitted without the written authorization of AGC. The test results presented in the report apply only to the tested sample. Any objections to report issued by AGC should be submitted to AGC within 15days after the issuance of the test report. Further enquiry of validity or verification of the test report should be addressed to AGC by agc@agc-cert.com.

Attestation of Global Compliance(Shenzhen)Co., Ltd
Attestation of Global Compliance(Shenzhen)Std & Tech Co., Ltd
Tel: +86-755 2523 4088 E-mail: agc@agc-cert.com Web: http://cn.agc-cert.com/

Test Laboratory: AGC Lab **Date: Jul. 24,2021**
System Check Head 5800 MHz
DUT: Dipole 5000MHz Type: SWG5500

Communication System: CW; Communication System Band: D5000 (5000.0 MHz); Duty Cycle: 1:1;
Frequency: 5800 MHz; Medium parameters used: f = 5750 MHz; σ =5.36 mho/m; εr =36.07; ρ= 1000 kg/m³ ;
Phantom section: Flat Section; Input Power=15dBm
Ambient temperature (℃): 21.9 Liquid temperature (℃): 21.7

DASY Configuration:
• Probe: EX3DV4 – SN3953; ConvF(4.99, 4.99, 4.99); Calibrated: Jul. 29,2020
• Sensor-Surface: 1.4mm (Mechanical Surface Detection), z = 1.0, 31.0
• Electronics: DAE4 SN1398; Calibrated: May 17,2021
• Phantom: SAM (20deg probe tilt) with CRP v5.0; Type: QD000P40CD;
• DASY52 52.8.7(1137); SEMCAD X 14.6.10(7164)

Configuration/System Check 5800MHz Head/Area Scan (10x13x1): Measurement grid:dx=10mm, dy=10mm
Maximum value of SAR (measured) = 9.88 W/kg

Configuration/System Check 5800MHz Head/Zoom Scan (8x8x13)/Cube 0: Measurement grid: dx=4mm, dy=4mm, dz=2mm
Reference Value = 28.156 V/m; Power Drift = 0.17 dB
Peak SAR (extrapolated) = 18.7 W/kg
SAR(1 g) = 5.91 W/kg; SAR(10 g) = 1.93 W/kg
Maximum value of SAR (measured) = 10.8 W/kg

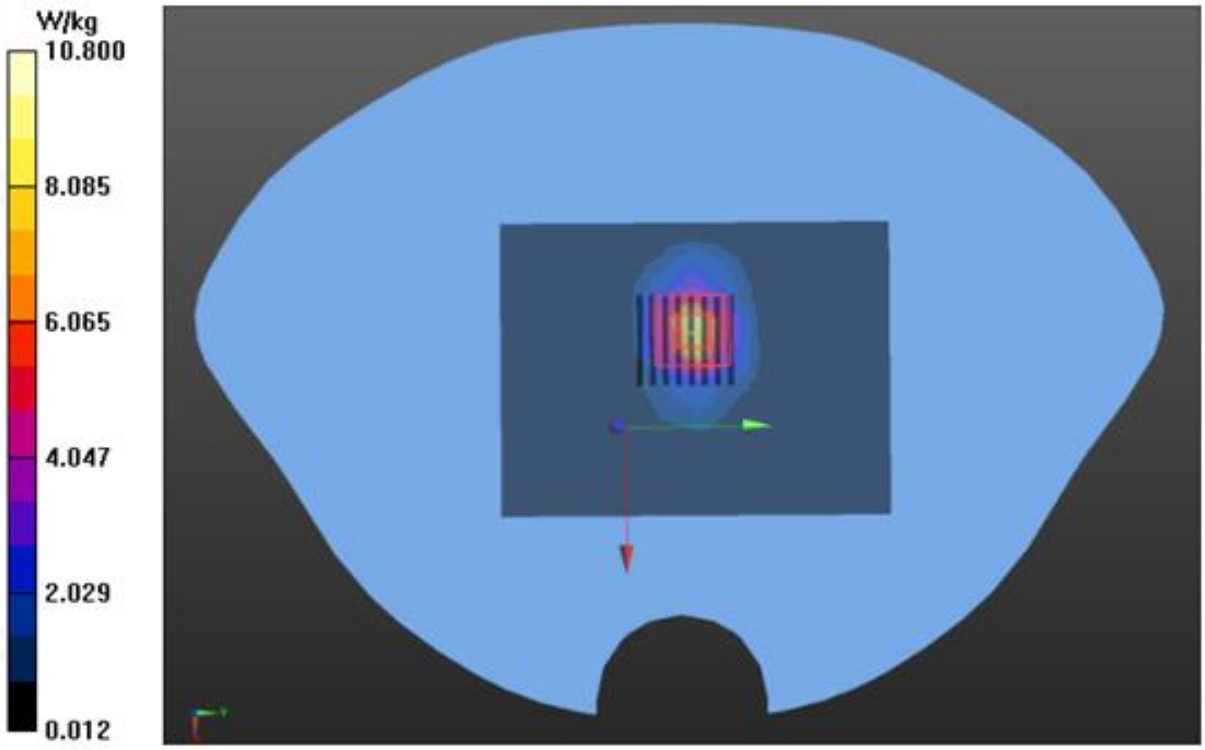

Any report having not been signed by authorized approver, or having been altered without authorization, or having not been stamped by the "Dedicated Testing/Inspection Stamp" is deemed to be invalid. Copying or excerpting portion of, or altering the content of the report is not permitted without the written authorization of AGC. The test results presented in the report apply only to the tested sample. Any objections to report issued by AGC should be submitted to AGC within 15days after the issuance of the test report. Further enquiry of validity or verification of the test report should be addressed to AGC by agc@agc-cert.com.

APPENDIX B. SAR MEASUREMENT DATA

Test Laboratory: AGC Lab **Date: Jul. 14,2021**
GSM 850 Mid-Touch-Left <SIM 1>
DUT: Smartphone; Type: BS-02

Communication System: Generic GSM; Communication System Band: GSM 850;Duty Cycle: 1:8.3;
Frequency: 836.6 MHz; Medium parameters used: f = 835 MHz; σ=0.93 mho/m; εr =41.22;ρ= 1000 kg/m³ ;
Phantom section: Left Section
Ambient temperature (℃):22.2, Liquid temperature (℃): 21.9

DASY Configuration:
• Probe: EX3DV4 – SN:3953; ConvF(10.13, 10.13, 10.13); Calibrated: Jul. 29,2020;
• Sensor-Surface: 3mm (Mechanical Surface Detection), z = 1.0, 31.0
• Electronics: DAE4 SN1398; Calibrated: May 17,2021
• Phantom: SAM (20deg probe tilt) with CRP v5.0; Type: QD000P40CD;
• DASY52 52.8.7(1137); SEMCAD X 14.6.10(7164)

LEFT HEAD/L-C/Area Scan (7x12x1): Measurement grid: dx=15mm, dy=15mm
Maximum value of SAR (measured) = 0.630 W/kg

LEFT HEAD/L-C/Zoom Scan (5x5x7)/Cube 0: Measurement grid: dx=8mm, dy=8mm, dz=5mm
Reference Value = 8.750 V/m; Power Drift = 0.11 dB
Peak SAR (extrapolated) = 0.747 W/kg
SAR(1 g) = 0.594 W/kg; SAR(10 g) = 0.436 W/kg
Maximum value of SAR (measured) = 0.652 W/kg



Any report having not been signed by authorized approver, or having been altered without authorization, or having not been stamped by the "Dedicated Testing/Inspection Stamp" is deemed to be invalid. Copying or excerpting portion of, or altering the content of the report is not permitted without the written authorization of AGC. The test results presented in the report apply only to the tested sample. Any objections to report issued by AGC should be submitted to AGC within 15days after the issuance of the test report. Further enquiry of validity or verification of the test report should be addressed to AGC by agc@agc-cert.com.

Test Laboratory: AGC Lab **Date: Jul. 14,2021**
GSM 850 High- Body- Back(MS)<SIM 1>
DUT: Smartphone; Type: BS-02

Communication System: Generic GSM; Communication System Band: GSM 850; Duty Cycle: 1:8.3;
Frequency: 848.8 MHz; Medium parameters used: f = 835 MHz; σ=0.96 mho/m; εr =40.25; ρ= 1000 kg/m³ ;
Phantom section: Flat Section
Ambient temperature (℃):22.2, Liquid temperature (℃): 21.9

DASY Configuration:
• Probe: EX3DV4 – SN:3953; ConvF(10.13, 10.13, 10.13); Calibrated: Jul. 29,2020;
• Sensor-Surface: 3mm (Mechanical Surface Detection), z = 1.0, 31.0
• Electronics: DAE4 SN1398; Calibrated: May 17,2021
• Phantom: SAM (20deg probe tilt) with CRP v5.0; Type: QDOVA002AA;
• DASY52 52.8.7(1137); SEMCAD X 14.6.10(7164)

BODY/BACK-HIGH/Area Scan (7x12x1): Measurement grid: dx=15mm, dy=15mm
Maximum value of SAR (measured) = 1.14 W/kg

BODY/BACK-HIGH/Zoom Scan (5x5x7)/Cube 0: Measurement grid: dx=8mm, dy=8mm, dz=5mm
Reference Value = 34.479 V/m; Power Drift = 0.06 dB
Peak SAR (extrapolated) = 1.40 W/kg
SAR(1 g) = 1.07 W/kg; SAR(10 g) = 0.771 W/kg
Maximum value of SAR (measured) = 1.19 W/kg

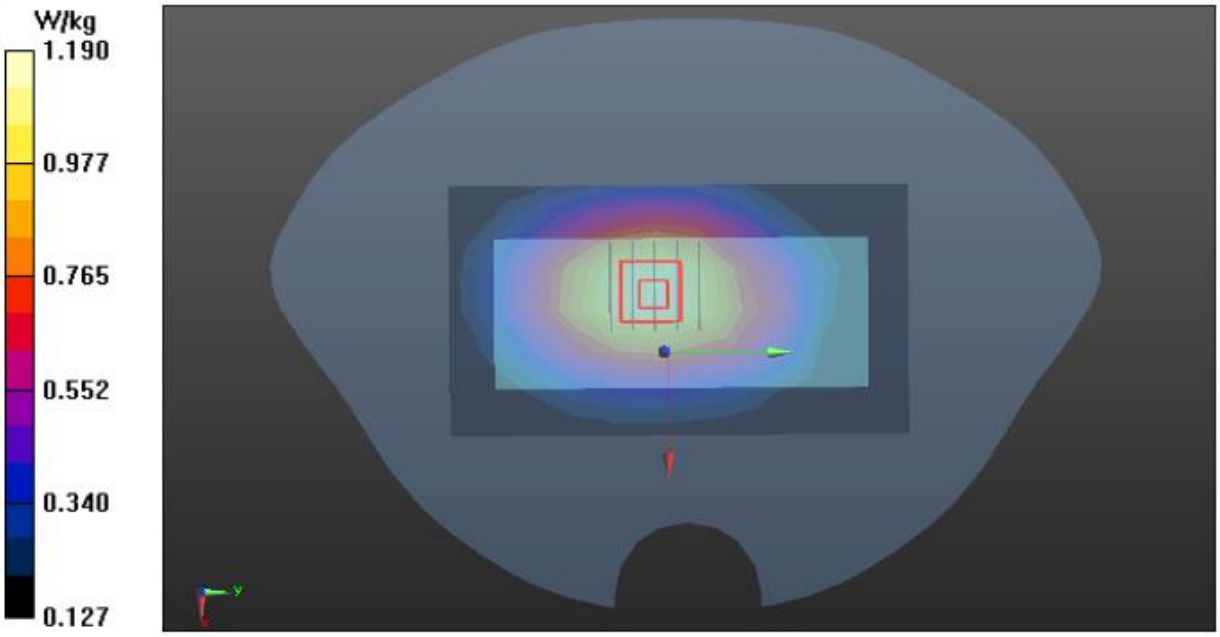

Any report having not been signed by authorized approver, or having been altered without authorization, or having not been stamped by the "Dedicated Testing/Inspection Stamp" is deemed to be invalid. Copying or excerpting portion of, or altering the content of the report is not permitted without the written authorization of AGC. The test results presented in the report apply only to the tested sample. Any objections to report issued by AGC should be submitted to AGC within 15days after the issuance of the test report. Further enquiry of validity or verification of the test report should be addressed to AGC by agc@agc-cert.com.

Attestation of Global Compliance(Shenzhen)Co., Ltd
Attestation of Global Compliance(Shenzhen)Std & Tech Co., Ltd
Tel: +86-755 2523 4088 E-mail: agc@agc-cert.com Web: http://cn.agc-cert.com/

Test Laboratory: AGC Lab **Date: Jul. 14,2021**
GPRS 850 High- Body- Back (2up) < SIM 1>
DUT: Smartphone; Type: BS-02

Communication System: GPRS-2 Slot; Communication System Band: GSM 850; Duty Cycle: 1:4.2;
Frequency: 848.8MHz; Medium parameters used: f = 835 MHz; σ=0.96 mho/m; εr =40.25;ρ= 1000 kg/m³ ;
Phantom section: Flat Section
Ambient temperature (℃):22.2, Liquid temperature (℃): 21.9

DASY Configuration:
• Probe: EX3DV4 – SN:3953; ConvF(10.13, 10.13, 10.13); Calibrated: Jul. 29,2020;
• Sensor-Surface: 3mm (Mechanical Surface Detection), z = 1.0, 31.0
• Electronics: DAE4 SN1398; Calibrated: May 17,2021
• Phantom: SAM (20deg probe tilt) with CRP v5.0; Type: QDOVA002AA;
• DASY52 52.8.7(1137); SEMCAD X 14.6.10(7164)

BODY/2ST-BACK-H/Area Scan (7x12x1): Measurement grid: dx=15mm, dy=15mm
Maximum value of SAR (measured) = 1.21 W/kg

BODY/2ST-BACK-H/Zoom Scan (5x5x7)/Cube 0: Measurement grid: dx=8mm, dy=8mm, dz=5mm
Reference Value = 37.188 V/m; Power Drift = 0.01 dB
Peak SAR (extrapolated) = 2.29 W/kg
SAR(1 g) = 1.11 W/kg; SAR(10 g) = 0.793 W/kg
Maximum value of SAR (measured) = 1.24 W/kg

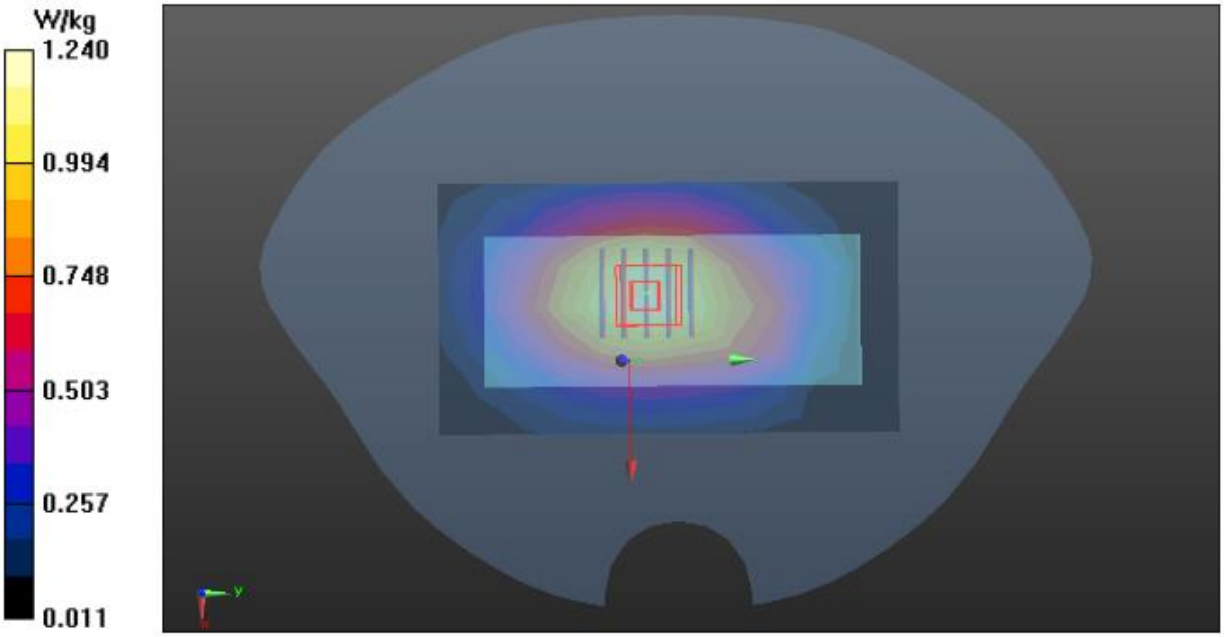

Any report having not been signed by authorized approver, or having been altered without authorization, or having not been stamped by the "Dedicated Testing/Inspection Stamp" is deemed to be invalid. Copying or excerpting portion of, or altering the content of the report is not permitted without the written authorization of AGC. The test results presented in the report apply only to the tested sample. Any objections to report issued by AGC should be submitted to AGC within 15days after the issuance of the test report. Further enquiry of validity or verification of the test report should be addressed to AGC by agc@agc-cert.com.

Attestation of Global Compliance(Shenzhen)Co., Ltd
Attestation of Global Compliance(Shenzhen)Std & Tech Co., Ltd
Tel: +86-755 2523 4088 E-mail: agc@agc-cert.com Web: http://cn.agc-cert.com/

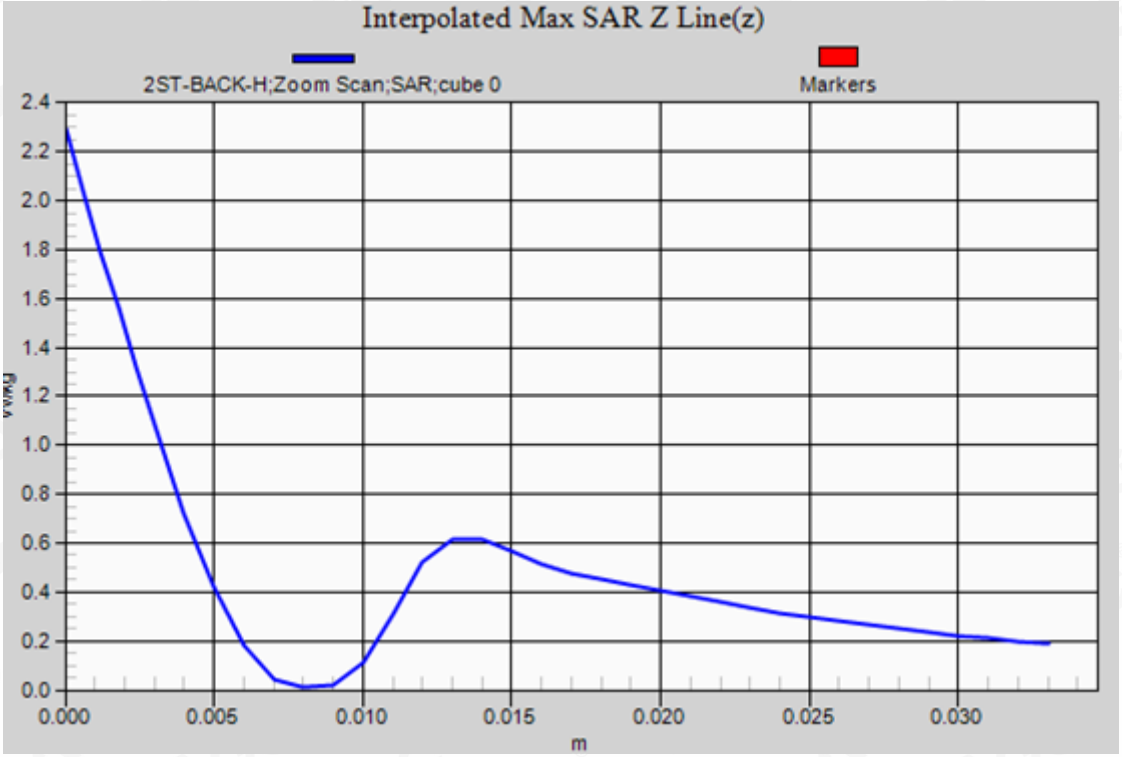

Any report having not been signed by authorized approver, or having been altered without authorization, or having not been stamped by the "Dedicated Testing/Inspection Stamp" is deemed to be invalid. Copying or excerpting portion of, or altering the content of the report is not permitted without the written authorization of AGC. The test results presented in the report apply only to the tested sample. Any objections to report issued by AGC should be submitted to AGC within 15days after the issuance of the test report. Further enquiry of validity or verification of the test report should be addressed to AGC by agc@agc-cert.com.

Test Laboratory: AGC Lab **Date: Jul. 13,2021**
PCS 1900 Mid-Touch-Right <SIM 1>
DUT: Smartphone; Type: BS-02

Communication System: Generic GSM; Communication System Band: PCS 1900; Duty Cycle: 1:8.3;
Frequency: 1880 MHz; Medium parameters used: f = 1900 MHz; σ= 1.35 mho/m; εr =40.28; ρ= 1000 kg/m³ ;
Phantom section: Right Section
Ambient temperature (℃):21.6, Liquid temperature (℃): 21.3

DASY Configuration:
• Probe: EX3DV4 – SN:3953; ConvF(8.32, 8.32, 8.32); Calibrated: Jul. 29,2020;
• Sensor-Surface: 3mm (Mechanical Surface Detection), z = 1.0, 31.0
• Electronics: DAE4 SN1398; Calibrated: May 17,2021
• Phantom: SAM (20deg probe tilt) with CRP v5.0; Type: QD000P40CD;
• DASY52 52.8.7(1137); SEMCAD X 14.6.10(7164)

RIGHT HEAD/R-C/Area Scan (7x12x1): Measurement grid: dx=15mm, dy=15mm
Maximum value of SAR (measured) = 0.185 W/kg

RIGHT HEAD/R-C/Zoom Scan (5x5x7)/Cube 0: Measurement grid: dx=8mm, dy=8mm, dz=5mm
Reference Value = 1.051 V/m; Power Drift = 0.12 dB
Peak SAR (extrapolated) = 0.284 W/kg
SAR(1 g) = 0.167 W/kg; SAR(10 g) = 0.099 W/kg
Maximum value of SAR (measured) = 0.198 W/kg



Any report having not been signed by authorized approver, or having been altered without authorization, or having not been stamped by the "Dedicated Testing/Inspection Stamp" is deemed to be invalid. Copying or excerpting portion of, or altering the content of the report is not permitted without the written authorization of AGC. The test results presented in the report apply only to the tested sample. Any objections to report issued by AGC should be submitted to AGC within 15days after the issuance of the test report. Further enquiry of validity or verification of the test report should be addressed to AGC by agc@agc-cert.com.

Attestation of Global Compliance(Shenzhen)Co., Ltd
Attestation of Global Compliance(Shenzhen)Std & Tech Co., Ltd
Tel: +86-755 2523 4088 E-mail: agc@agc-cert.com Web: http://cn.agc-cert.com/

Test Laboratory: AGC Lab **Date: Jul. 13,2021**
PCS 1900 Mid-Body- Back(MS)<SIM 1>
DUT: Smartphone; Type: BS-02

Communication System: Generic GSM; Communication System Band: PCS 1900; Duty Cycle: 1:8.3;
Frequency: 1880 MHz; Medium parameters used: f = 1900 MHz; σ= 1.35 mho/m; εr =40.28; ρ= 1000 kg/m³ ;
Phantom section: Flat Section
Ambient temperature (℃):21.6, Liquid temperature (℃): 21.3

DASY Configuration:
• Probe: EX3DV4 – SN:3953; ConvF(8.32, 8.32, 8.32); Calibrated: Jul. 29,2020;
• Sensor-Surface: 3mm (Mechanical Surface Detection), z = 1.0, 31.0
• Electronics: DAE4 SN1398; Calibrated: May 17,2021
• Phantom: SAM (20deg probe tilt) with CRP v5.0; Type: QD000P40CD;
• DASY52 52.8.7(1137); SEMCAD X 14.6.10(7164)

BODY/BACK/Area Scan (7x12x1): Measurement grid: dx=15mm, dy=15mm
Maximum value of SAR (measured) = 0.515 W/kg

BODY/BACK/Zoom Scan (5x5x7)/Cube 0: Measurement grid: dx=8mm, dy=8mm, dz=5mm
Reference Value = 15.041 V/m; Power Drift = 0.19 dB
Peak SAR (extrapolated) = 0.854 W/kg
SAR(1 g) = 0.437 W/kg; SAR(10 g) = 0.229 W/kg
Maximum value of SAR (measured) = 0.522 W/kg

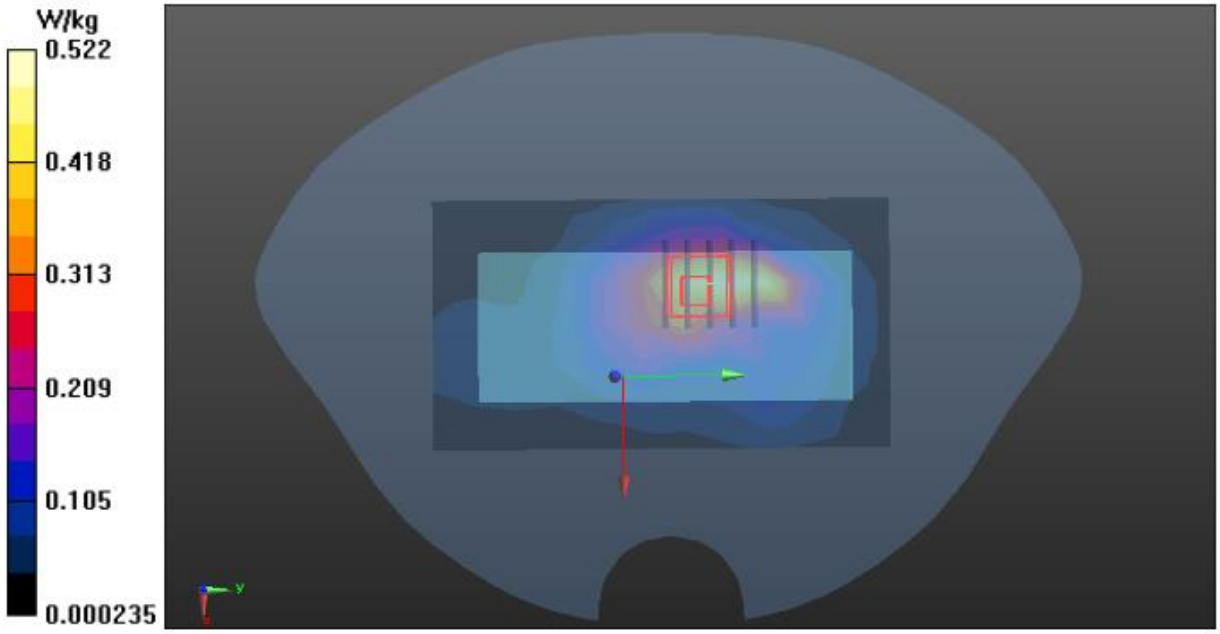

Any report having not been signed by authorized approver, or having been altered without authorization, or having not been stamped by the "Dedicated Testing/Inspection Stamp" is deemed to be invalid. Copying or excerpting portion of, or altering the content of the report is not permitted without the written authorization of AGC. The test results presented in the report apply only to the tested sample. Any objections to report issued by AGC should be submitted to AGC within 15days after the issuance of the test report. Further enquiry of validity or verification of the test report should be addressed to AGC by agc@agc-cert.com.

Attestation of Global Compliance(Shenzhen)Co., Ltd
Attestation of Global Compliance(Shenzhen)Std & Tech Co., Ltd
Tel: +86-755 2523 4088 E-mail: agc@agc-cert.com Web: http://cn.agc-cert.com/

Test Laboratory: AGC Lab **Date: Jul. 13,2021**
GPRS 1900 Mid-Body- Back (4up) < SIM 1>
DUT: Smartphone; Type: BS-02

Communication System: GPRS-4 Slot; Communication System Band: PCS 1900; Duty Cycle: 1:2.1;
Frequency: 1880 MHz; Medium parameters used: f = 1900 MHz; σ= 1.35 mho/m; εr =40.28; ρ= 1000 kg/m³ ;
Phantom section: Flat Section
Ambient temperature (℃):21.6, Liquid temperature (℃): 21.3

DASY Configuration:
• Probe: EX3DV4 – SN:3953; ConvF(8.32, 8.32, 8.32); Calibrated: Jul. 29,2020;
• Sensor-Surface: 3mm (Mechanical Surface Detection), z = 1.0, 31.0
• Electronics: DAE4 SN1398; Calibrated: May 17,2021
• Phantom: SAM (20deg probe tilt) with CRP v5.0; Type: QD000P40CD;
• DASY52 52.8.7(1137); SEMCAD X 14.6.10(7164)

BODY/4ST-BACK/Area Scan (7x12x1): Measurement grid: dx=15mm, dy=15mm
Maximum value of SAR (measured) = 0.522 W/kg

BODY/4ST-BACK/Zoom Scan (5x5x7)/Cube 0: Measurement grid: dx=8mm, dy=8mm, dz=5mm
Reference Value = 16.439 V/m; Power Drift = 0.02 dB
Peak SAR (extrapolated) = 0.817 W/kg
SAR(1 g) = 0.439 W/kg; SAR(10 g) = 0.240 W/kg
Maximum value of SAR (measured) = 0.543 W/kg

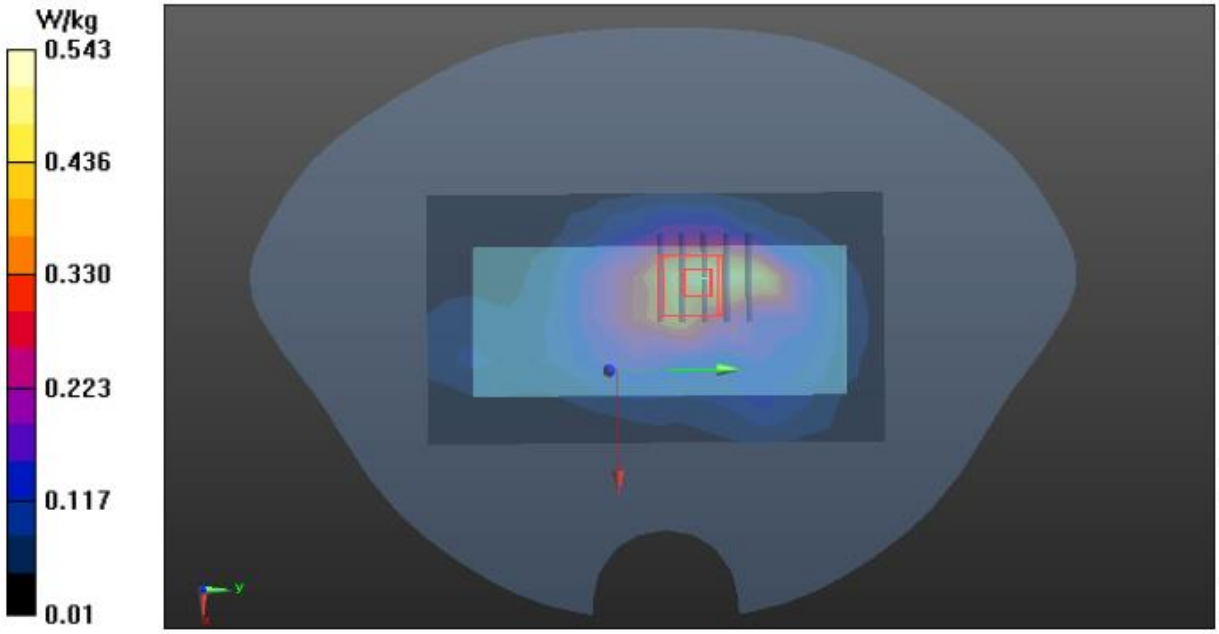

Any report having not been signed by authorized approver, or having been altered without authorization, or having not been stamped by the "Dedicated Testing/Inspection Stamp" is deemed to be invalid. Copying or excerpting portion of, or altering the content of the report is not permitted without the written authorization of AGC. The test results presented in the report apply only to the tested sample. Any objections to report issued by AGC should be submitted to AGC within 15days after the issuance of the test report. Further enquiry of validity or verification of the test report should be addressed to AGC by agc@agc-cert.com.

Attestation of Global Compliance(Shenzhen)Co., Ltd
Attestation of Global Compliance(Shenzhen)Std & Tech Co., Ltd
Tel: +86-755 2523 4088 E-mail: agc@agc-cert.com Web: http://cn.agc-cert.com/

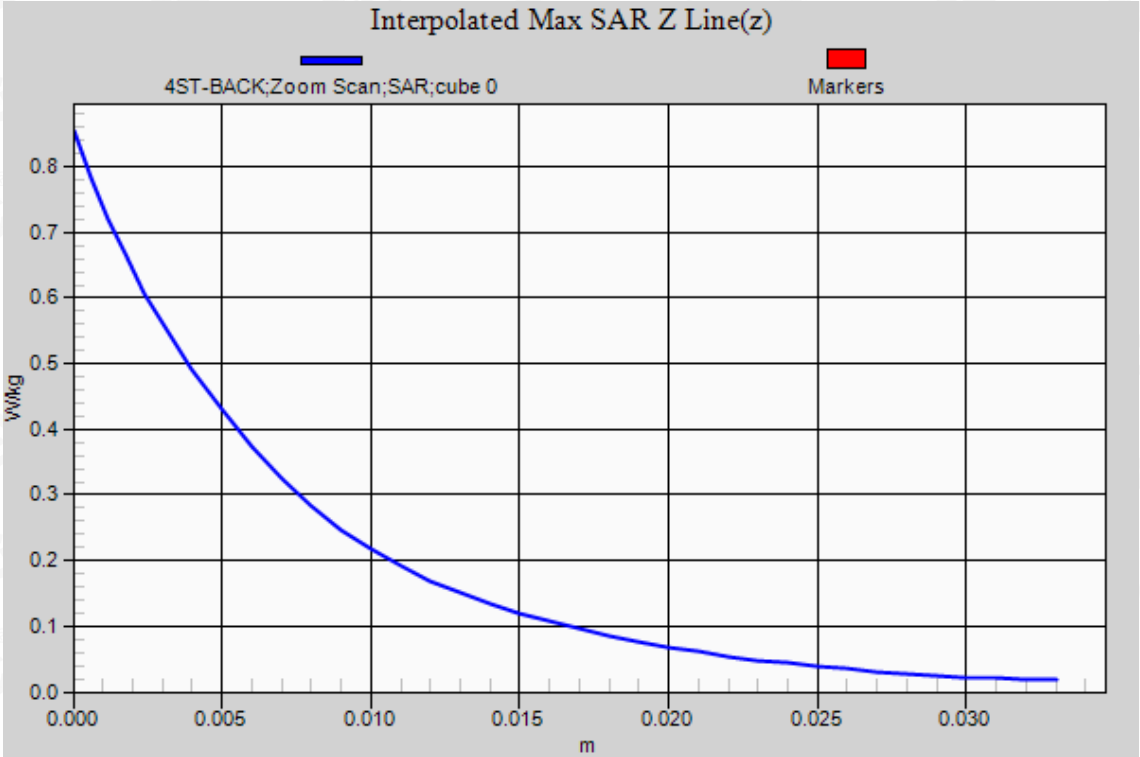

Any report having not been signed by authorized approver, or having been altered without authorization, or having not been stamped by the "Dedicated Testing/Inspection Stamp" is deemed to be invalid. Copying or excerpting portion of, or altering the content of the report is not permitted without the written authorization of AGC. The test results presented in the report apply only to the tested sample. Any objections to report issued by AGC should be submitted to AGC within 15days after the issuance of the test report. Further enquiry of validity or verification of the test report should be addressed to AGC by agc@agc-cert.com.

Test Laboratory: AGC Lab **Date: Jul. 13,2021**
WCDMA Band II Mid-Touch-Left
DUT: Smartphone; Type: BS-02

Communication System: UMTS; Communication System Band: Band II UTRA/FDD ;Duty Cycle:1:1; Frequency: 1880 MHz; Medium parameters used: f = 1900 MHz; σ= 1.35 mho/m; εr =40.28; ρ= 1000 kg/m³ ;
Phantom section: Left Section
Ambient temperature (℃):21.6, Liquid temperature (℃): 21.3

DASY Configuration:
• Probe: EX3DV4 – SN:3953; ConvF(8.32, 8.32, 8.32); Calibrated: Jul. 29,2020;
• Sensor-Surface: 3mm (Mechanical Surface Detection), z = 1.0, 31.0
• Electronics: DAE4 SN1398; Calibrated: May 17,2021
• Phantom: SAM (20deg probe tilt) with CRP v5.0; Type: QD000P40CD;
• DASY52 52.8.7(1137); SEMCAD X 14.6.10(7164)

LEFT HEAD/L-C/Area Scan (7x12x1): Measurement grid: dx=15mm, dy=15mm
Maximum value of SAR (measured) = 0.484 W/kg

LEFT HEAD/L-C/Zoom Scan (5x5x7)/Cube 0: Measurement grid: dx=8mm, dy=8mm, dz=5mm
Reference Value = 8.025 V/m; Power Drift = 0.16 dB
Peak SAR (extrapolated) = 0.687 W/kg
SAR(1 g) = 0.454 W/kg; SAR(10 g) = 0.289 W/kg
Maximum value of SAR (measured) = 0.527 W/kg



Any report having not been signed by authorized approver, or having been altered without authorization, or having not been stamped by the "Dedicated Testing/Inspection Stamp" is deemed to be invalid. Copying or excerpting portion of, or altering the content of the report is not permitted without the written authorization of AGC. The test results presented in the report apply only to the tested sample. Any objections to report issued by AGC should be submitted to AGC within 15days after the issuance of the test report. Further enquiry of validity or verification of the test report should be addressed to AGC by agc@agc-cert.com.

Test Laboratory: AGC Lab **Date: Jul. 13,2021**
WCDMA Band II Mid -Body-Towards Grounds
DUT: Smartphone; Type: BS-02

Communication System: UMTS; Communication System Band: Band II UTRA/FDD ;Duty Cycle:1:1; Frequency: 1880 MHz; Medium parameters used: f = 1900 MHz; σ=1.35 mho/m; εr =40.28; ρ= 1000 kg/m³ ;
Phantom section: Flat Section
Ambient temperature (℃):21.6, Liquid temperature (℃): 21.3

DASY Configuration:
• Probe: EX3DV4 – SN:3953; ConvF(8.32, 8.32, 8.32); Calibrated: Jul. 29,2020;
• Sensor-Surface: 3mm (Mechanical Surface Detection), z = 1.0, 31.0
• Electronics: DAE4 SN1398; Calibrated: May 17,2021
• Phantom: SAM (20deg probe tilt) with CRP v5.0; Type: QD000P40CD;
• DASY52 52.8.7(1137); SEMCAD X 14.6.10(7164)

BODY/BACK/Area Scan (7x12x1): Measurement grid: dx=15mm, dy=15mm
Maximum value of SAR (measured) = 1.02 W/kg

BODY/BACK/Zoom Scan (5x5x7)/Cube 0: Measurement grid: dx=8mm, dy=8mm, dz=5mm
Reference Value = 18.830 V/m; Power Drift = 0.14 dB
Peak SAR (extrapolated) = 1.68 W/kg
SAR(1 g) = 0.885 W/kg; SAR(10 g) = 0.473 W/kg
Maximum value of SAR (measured) = 1.12 W/kg

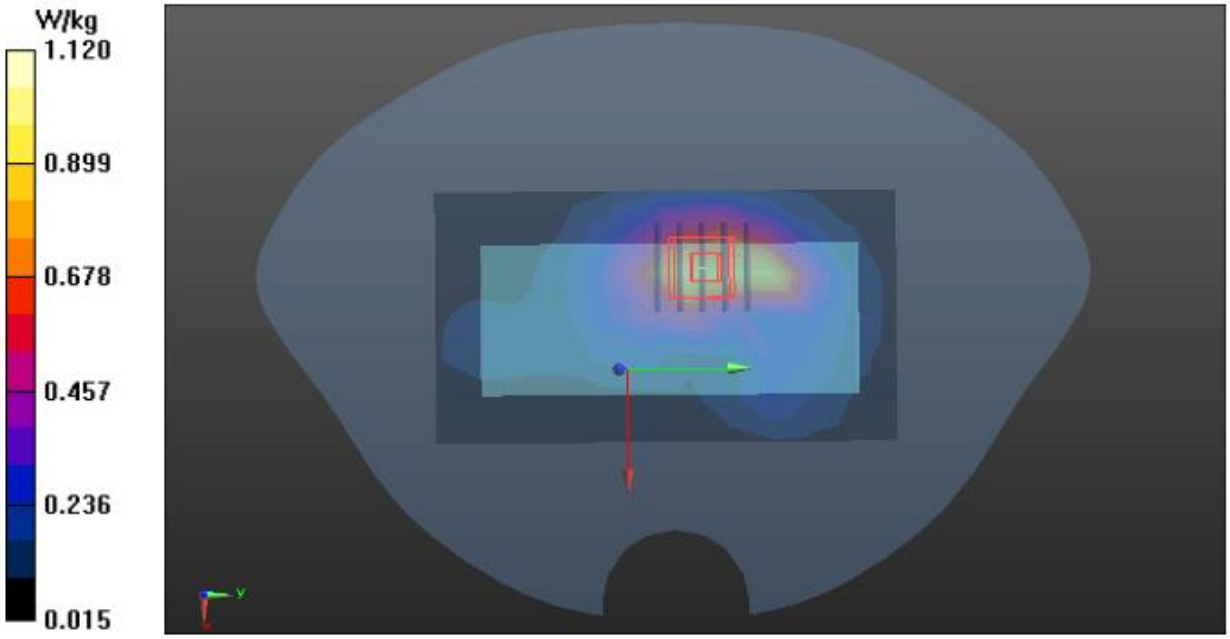

Any report having not been signed by authorized approver, or having been altered without authorization, or having not been stamped by the "Dedicated Testing/Inspection Stamp" is deemed to be invalid. Copying or excerpting portion of, or altering the content of the report is not permitted without the written authorization of AGC. The test results presented in the report apply only to the tested sample. Any objections to report issued by AGC should be submitted to AGC within 15days after the issuance of the test report. Further enquiry of validity or verification of the test report should be addressed to AGC by agc@agc-cert.com.

Attestation of Global Compliance(Shenzhen)Co., Ltd
Attestation of Global Compliance(Shenzhen)Std & Tech Co., Ltd
Tel: +86-755 2523 4088 E-mail: agc@agc-cert.com Web: http://cn.agc-cert.com/

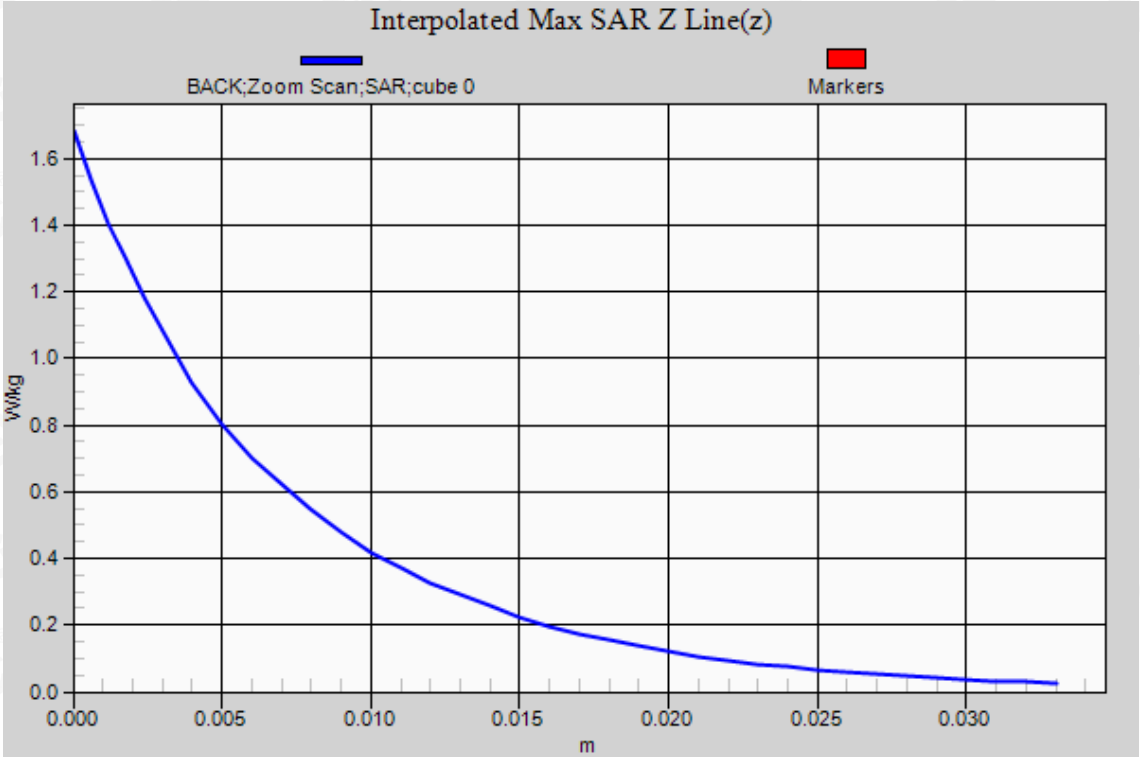

Any report having not been signed by authorized approver, or having been altered without authorization, or having not been stamped by the "Dedicated Testing/Inspection Stamp" is deemed to be invalid. Copying or excerpting portion of, or altering the content of the report is not permitted without the written authorization of AGC. The test results presented in the report apply only to the tested sample. Any objections to report issued by AGC should be submitted to AGC within 15days after the issuance of the test report. Further enquiry of validity or verification of the test report should be addressed to AGC by agc@agc-cert.com.

Test Laboratory: AGC Lab **Date: Jul. 22,2021**
WCDMA Band IV Mid-Touch-Left
DUT: Smartphone; Type: BS-02

Communication System: UMTS; Communication System Band: BAND IV UTRA/FDD;Duty Cycle:1:1;
Frequency: 1732.4 MHz; Medium parameters used: f = 1800 MHz; σ= 1.36 mho/m; εr =40.19; ρ= 1000 kg/m³ ;
Phantom section: Left Section
Ambient temperature (℃): 21.6, Liquid temperature (℃): 21.4

DASY Configuration:
• Probe: EX3DV4 – SN:3953; ConvF(8.61, 8.61, 8.61); Calibrated: Jul. 29,2020;
• Sensor-Surface: 3mm (Mechanical Surface Detection), z = 1.0, 31.0
• Electronics: DAE4 SN1398; Calibrated: May 17,2021
• Phantom: SAM (20deg probe tilt) with CRP v5.0; Type: QD000P40CD;
• DASY52 52.8.7(1137); SEMCAD X 14.6.10(7164)

LEFT HEAD/L-C/Area Scan (7x12x1): Measurement grid: dx=15mm, dy=15mm
Maximum value of SAR (measured) = 0.352 W/kg

LEFT HEAD/L-C/Zoom Scan (5x5x7)/Cube 0: Measurement grid: dx=8mm, dy=8mm, dz=5mm
Reference Value = 8.028 V/m; Power Drift = 0.11 dB
Peak SAR (extrapolated) = 0.473 W/kg
SAR(1 g) = 0.303 W/kg; SAR(10 g) = 0.200 W/kg
Maximum value of SAR (measured) = 0.350 W/kg



Any report having not been signed by authorized approver, or having been altered without authorization, or having not been stamped by the "Dedicated Testing/Inspection Stamp" is deemed to be invalid. Copying or excerpting portion of, or altering the content of the report is not permitted without the written authorization of AGC. The test results presented in the report apply only to the tested sample. Any objections to report issued by AGC should be submitted to AGC within 15days after the issuance of the test report. Further enquiry of validity or verification of the test report should be addressed to AGC by agc@agc-cert.com.

Test Laboratory: AGC Lab **Date: Jul. 22,2021**
WCDMA Band IV Mid-Body-Towards Grounds
DUT: Smartphone; Type: BS-02

Communication System: UMTS; Communication System Band: BAND IV UTRA/FDD;Duty Cycle:1:1;
Frequency: 1732.4 MHz; Medium parameters used: f = 1800 MHz; σ= 1.36 mho/m; εr =40.19; ρ= 1000 kg/m³ ;
Phantom section: Flat Section
Ambient temperature (℃): 21.6, Liquid temperature (℃): 21.4

DASY Configuration:
• Probe: EX3DV4 – SN:3953; ConvF(8.61, 8.61, 8.61); Calibrated: Jul. 29,2020;
• Sensor-Surface: 3mm (Mechanical Surface Detection), z = 1.0, 31.0
• Electronics: DAE4 SN1398; Calibrated: May 17,2021
• Phantom: SAM (20deg probe tilt) with CRP v5.0; Type: QD000P40CD;
• DASY52 52.8.7(1137); SEMCAD X 14.6.10(7164)

BODY/BACK/Area Scan (7x12x1): Measurement grid: dx=15mm, dy=15mm
Maximum value of SAR (measured) = 1.03 W/kg

BODY/BACK/Zoom Scan (5x5x7)/Cube 0: Measurement grid: dx=8mm, dy=8mm, dz=5mm
Reference Value = 23.795 V/m; Power Drift = 0.09 dB
Peak SAR (extrapolated) = 1.61 W/kg
SAR(1 g) = 0.934 W/kg; SAR(10 g) = 0.558 W/kg
Maximum value of SAR (measured) = 1.12 W/kg

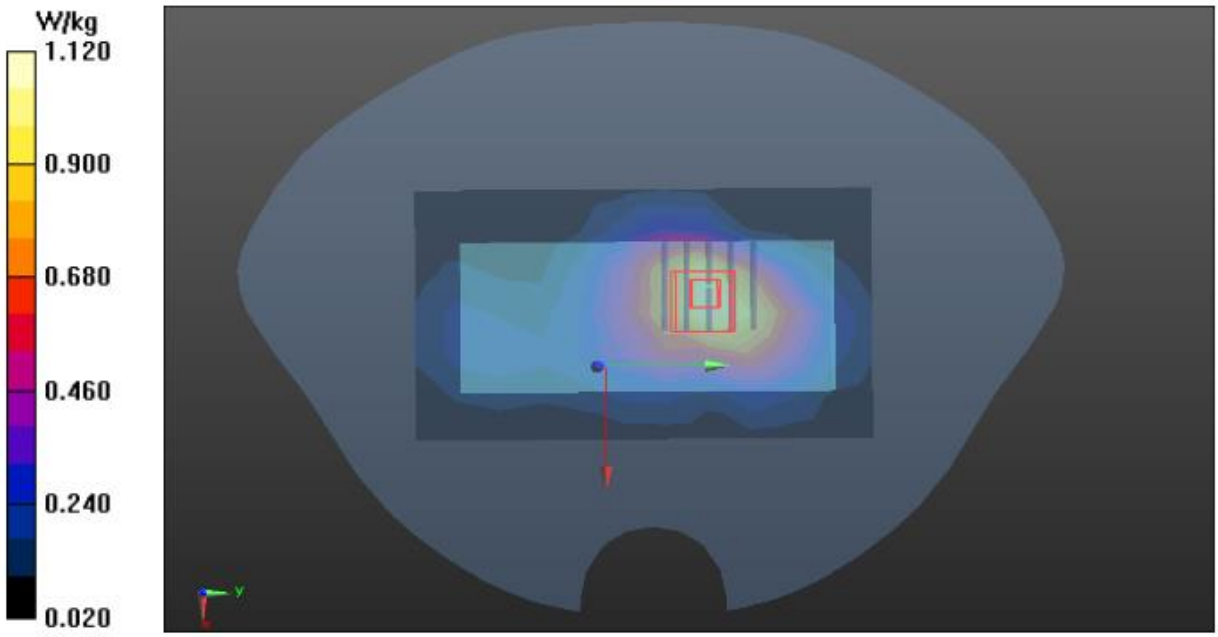

Any report having not been signed by authorized approver, or having been altered without authorization, or having not been stamped by the "Dedicated Testing/Inspection Stamp" is deemed to be invalid. Copying or excerpting portion of, or altering the content of the report is not permitted without the written authorization of AGC. The test results presented in the report apply only to the tested sample. Any objections to report issued by AGC should be submitted to AGC within 15days after the issuance of the test report. Further enquiry of validity or verification of the test report should be addressed to AGC by agc@agc-cert.com.

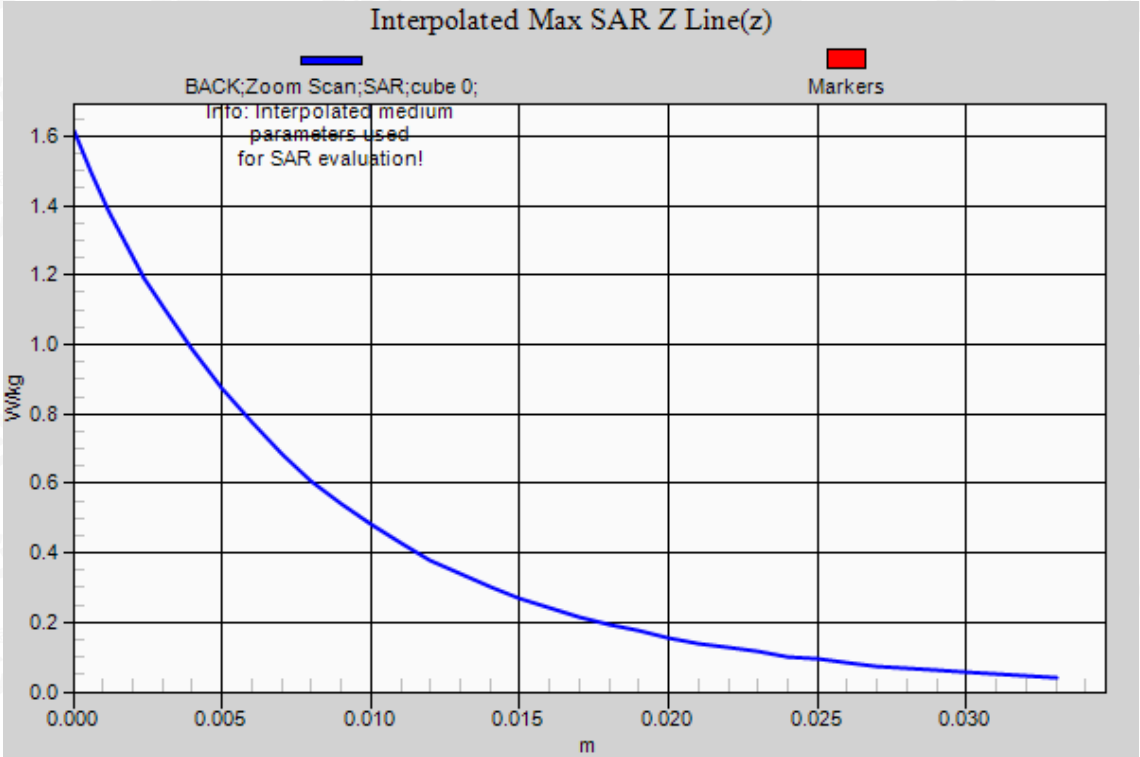

Any report having not been signed by authorized approver, or having been altered without authorization, or having not been stamped by the "Dedicated Testing/Inspection Stamp" is deemed to be invalid. Copying or excerpting portion of, or altering the content of the report is not permitted without the written authorization of AGC. The test results presented in the report apply only to the tested sample. Any objections to report issued by AGC should be submitted to AGC within 15days after the issuance of the test report. Further enquiry of validity or verification of the test report should be addressed to AGC by agc@agc-cert.com.

Test Laboratory: AGC Lab **Date: Jul. 14,2021**
WCDMA Band V Mid- Touch-Right
DUT: Smartphone; Type: BS-02

Communication System: UMTS; Communication System Band: BAND V UTRA/FDD;Duty Cycle:1:1;
Frequency: 836.6 MHz; Medium parameters used: f = 835 MHz; σ=0.93 mho/m; εr =41.22; ρ= 1000 kg/m³ ;
Phantom section: Right Section
Ambient temperature (℃):22.2, Liquid temperature (℃): 21.9

DASY Configuration:
• Probe: EX3DV4 – SN:3953; ConvF(10.13, 10.13, 10.13); Calibrated: Jul. 29,2020;
• Sensor-Surface: 3mm (Mechanical Surface Detection), z = 1.0, 31.0
• Electronics: DAE4 SN1398; Calibrated: May 17,2021
• Phantom: SAM (20deg probe tilt) with CRP v5.0; Type: QD000P40CD;
• DASY52 52.8.7(1137); SEMCAD X 14.6.10(7164)

RIGHT HEAD/R-C/Area Scan (7x12x1): Measurement grid: dx=15mm, dy=15mm
Maximum value of SAR (measured) = 0.366 W/kg

RIGHT HEAD/R-C/Zoom Scan (5x5x7)/Cube 0: Measurement grid: dx=8mm, dy=8mm, dz=5mm
Reference Value = 6.514 V/m; Power Drift = 0.07 dB
Peak SAR (extrapolated) = 0.407 W/kg
SAR(1 g) = 0.334 W/kg; SAR(10 g) = 0.255 W/kg
Maximum value of SAR (measured) = 0.365 W/kg



Any report having not been signed by authorized approver, or having been altered without authorization, or having not been stamped by the "Dedicated Testing/Inspection Stamp" is deemed to be invalid. Copying or excerpting portion of, or altering the content of the report is not permitted without the written authorization of AGC. The test results presented in the report apply only to the tested sample. Any objections to report issued by AGC should be submitted to AGC within 15days after the issuance of the test report. Further enquiry of validity or verification of the test report should be addressed to AGC by agc@agc-cert.com.

Test Laboratory: AGC Lab **Date: Jul. 14,2021**
WCDMA Band V Mid-Body-Towards Grounds
DUT: Smartphone; Type: BS-02

Communication System: UMTS; Communication System Band: BAND V UTRA/FDD;Duty Cycle:1:1;
Frequency: 836.6 MHz; Medium parameters used: f = 835 MHz;σ=0.93 mho/m; εr =41.22; ρ= 1000 kg/m³ ;
Phantom section: Flat Section
Ambient temperature (℃):22.2, Liquid temperature (℃): 21.9

DASY Configuration:
• Probe: EX3DV4 – SN:3953; ConvF(10.13, 10.13, 10.13); Calibrated: Jul. 29,2020;
• Sensor-Surface: 3mm (Mechanical Surface Detection), z = 1.0, 31.0
• Electronics: DAE4 SN1398; Calibrated: May 17,2021
• Phantom: SAM (20deg probe tilt) with CRP v5.0; Type: QD000P40CD;
• DASY52 52.8.7(1137); SEMCAD X 14.6.10(7164)

BODY/BACK/Area Scan (6x11x1): Measurement grid: dx=15mm, dy=15mm
Maximum value of SAR (measured) = 1.28 W/kg

BODY/BACK/Zoom Scan (5x5x7)/Cube 0: Measurement grid: dx=8mm, dy=8mm, dz=5mm
Reference Value = 26.864 V/m; Power Drift = 0.14 dB
Peak SAR (extrapolated) = 2.16 W/kg
SAR(1 g) = 0.930 W/kg; SAR(10 g) = 0.463 W/kg
Maximum value of SAR (measured) = 1.33 W/kg

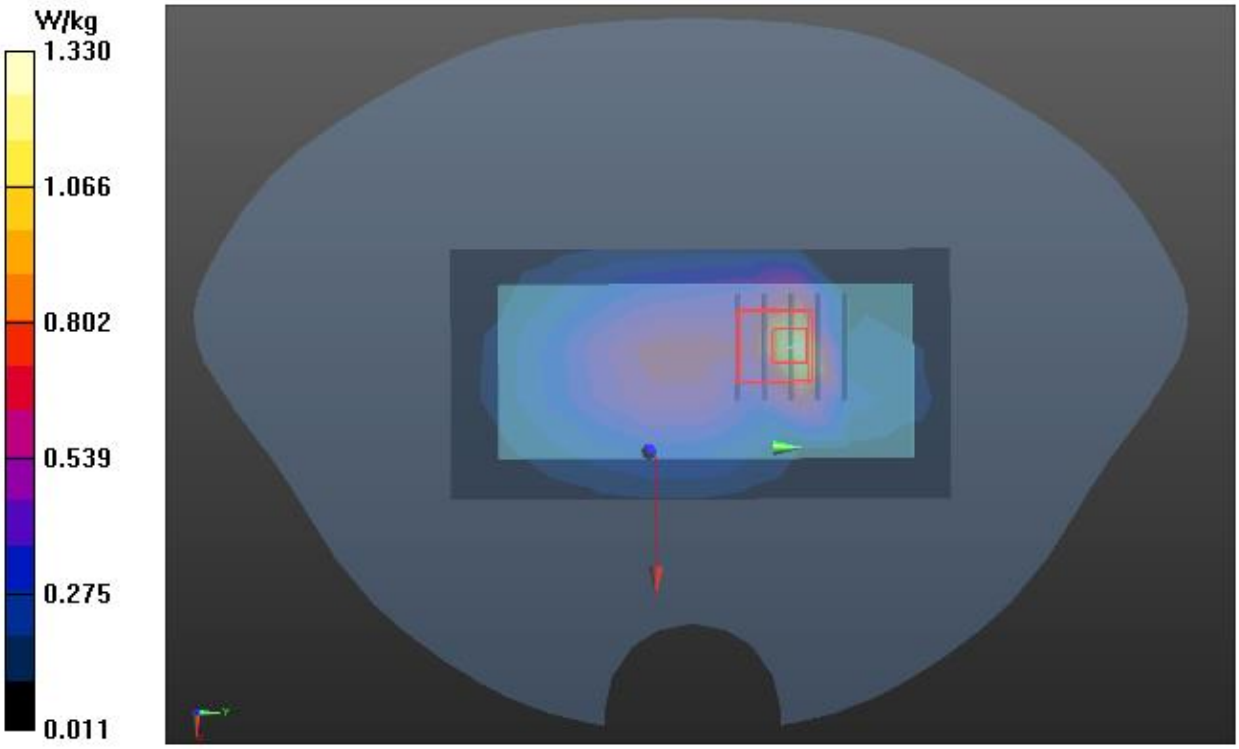

Any report having not been signed by authorized approver, or having been altered without authorization, or having not been stamped by the "Dedicated Testing/Inspection Stamp" is deemed to be invalid. Copying or excerpting portion of, or altering the content of the report is not permitted without the written authorization of AGC. The test results presented in the report apply only to the tested sample. Any objections to report issued by AGC should be submitted to AGC within 15days after the issuance of the test report. Further enquiry of validity or verification of the test report should be addressed to AGC by agc@agc-cert.com.

Attestation of Global Compliance(Shenzhen)Co., Ltd
Attestation of Global Compliance(Shenzhen)Std & Tech Co., Ltd
Tel: +86-755 2523 4088 E-mail: agc@agc-cert.com Web: http://cn.agc-cert.com/

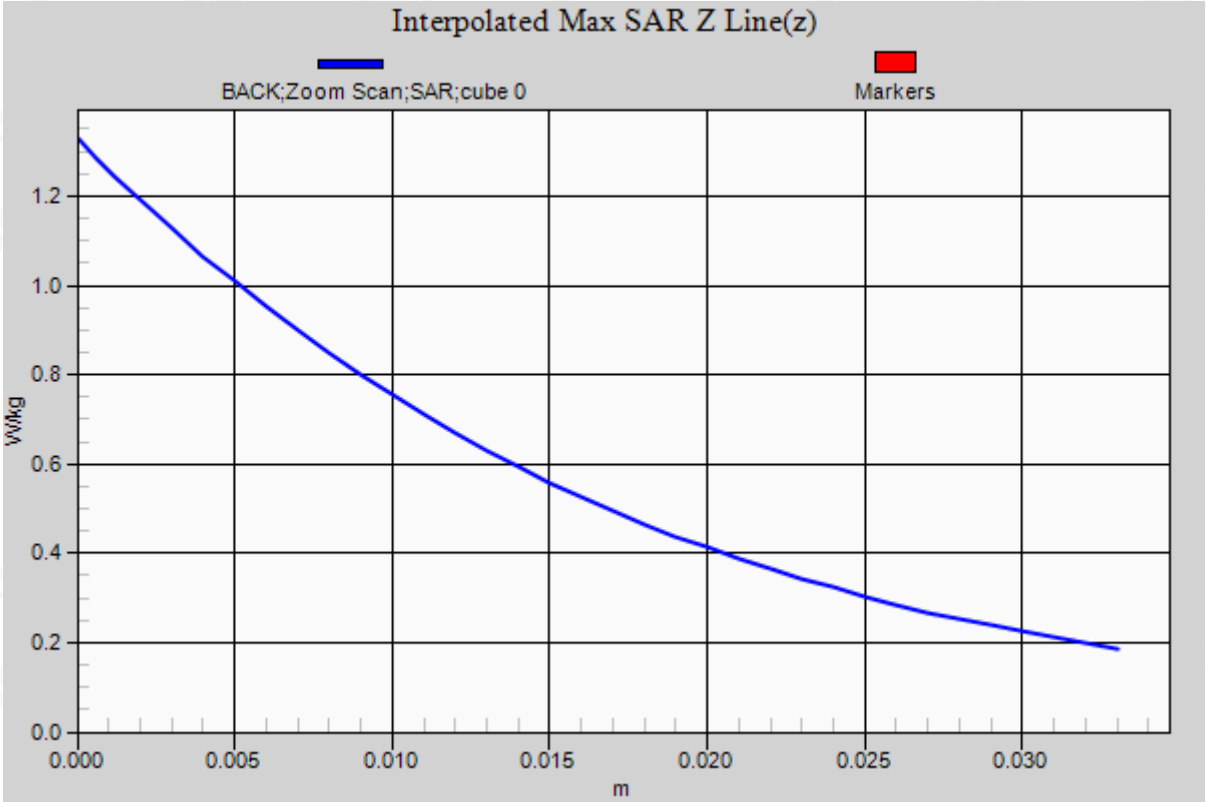

Any report having not been signed by authorized approver, or having been altered without authorization, or having not been stamped by the "Dedicated Testing/Inspection Stamp" is deemed to be invalid. Copying or excerpting portion of, or altering the content of the report is not permitted without the written authorization of AGC. The test results presented in the report apply only to the tested sample. Any objections to report issued by AGC should be submitted to AGC within 15days after the issuance of the test report. Further enquiry of validity or verification of the test report should be addressed to AGC by agc@agc-cert.com.

Test Laboratory: AGC Lab **Date: Jul. 10,2021**
LTE Band 2 Mid-Touch-Left <SIM 1>
DUT: Smartphone; Type: BS-02

Communication System: LTE; Communication System Band: LTE Band 2; Duty Cycle: 1:1;
Frequency: 1880 MHz; Medium parameters used: f = 1900 MHz; σ= 1.36 mho/m; εr =41.25; ρ= 1000 kg/m³ ;
Phantom section: Left Section
Ambient temperature (℃): 22.1, Liquid temperature (℃): 21.8

DASY Configuration:
• Probe: EX3DV4 – SN:3953; ConvF(8.32, 8.32, 8.32); Calibrated: Jul. 29,2020;
• Sensor-Surface: 3mm (Mechanical Surface Detection), z = 1.0, 31.0
• Electronics: DAE4 SN1398; Calibrated: May 17,2021
• Phantom: SAM (20deg probe tilt) with CRP v5.0; Type: QD000P40CD;
• DASY52 52.8.7(1137); SEMCAD X 14.6.10(7164)

LEFT HEAD/L-C/Area Scan (7x12x1): Measurement grid: dx=15mm, dy=15mm
Maximum value of SAR (measured) = 0.394 W/kg

LEFT HEAD/L-C/Zoom Scan (5x5x7)/Cube 0: Measurement grid: dx=8mm, dy=8mm, dz=5mm
Reference Value = 5.114 V/m; Power Drift = 0.12 dB
Peak SAR (extrapolated) = 0.531 W/kg
SAR(1 g) = 0.352 W/kg; SAR(10 g) = 0.226 W/kg
Maximum value of SAR (measured) = 0.402 W/kg



Any report having not been signed by authorized approver, or having been altered without authorization, or having not been stamped by the "Dedicated Testing/Inspection Stamp" is deemed to be invalid. Copying or excerpting portion of, or altering the content of the report is not permitted without the written authorization of AGC. The test results presented in the report apply only to the tested sample. Any objections to report issued by AGC should be submitted to AGC within 15days after the issuance of the test report. Further enquiry of validity or verification of the test report should be addressed to AGC by agc@agc-cert.com.

Test Laboratory: AGC Lab **Date: Jul. 10,2021**
LTE Band 2 High-Body- Back (1 RB#0)
DUT: Smartphone; Type: BS-02

Communication System: LTE; Communication System Band: LTE Band 2; Duty Cycle: 1:1;
Frequency: 1900 MHz; Medium parameters used: f = 1900 MHz; σ= 1.37 mho/m; εr =39.57; ρ= 1000 kg/m³ ;
Phantom section: Flat Section
Ambient temperature (℃): 22.1, Liquid temperature (℃): 21.8

DASY Configuration:
• Probe: EX3DV4 – SN:3953; ConvF(8.32, 8.32, 8.32); Calibrated: Jul. 29,2020;
• Sensor-Surface: 3mm (Mechanical Surface Detection), z = 1.0, 31.0
• Electronics: DAE4 SN1398; Calibrated: May 17,2021
• Phantom: SAM (20deg probe tilt) with CRP v5.0; Type: QD000P40CD;
• DASY52 52.8.7(1137); SEMCAD X 14.6.10(7164)

BODY/BACK-H/Area Scan (7x12x1): Measurement grid: dx=15mm, dy=15mm
Maximum value of SAR (measured) = 1.02 W/kg

BODY/BACK-H/Zoom Scan (5x5x7)/Cube 0: Measurement grid: dx=8mm, dy=8mm, dz=5mm
Reference Value = 21.421 V/m; Power Drift = 0.18 dB
Peak SAR (extrapolated) = 1.66 W/kg
SAR(1 g) = 0.830 W/kg; SAR(10 g) = 0.450 W/kg
Maximum value of SAR (measured) = 1.09 W/kg

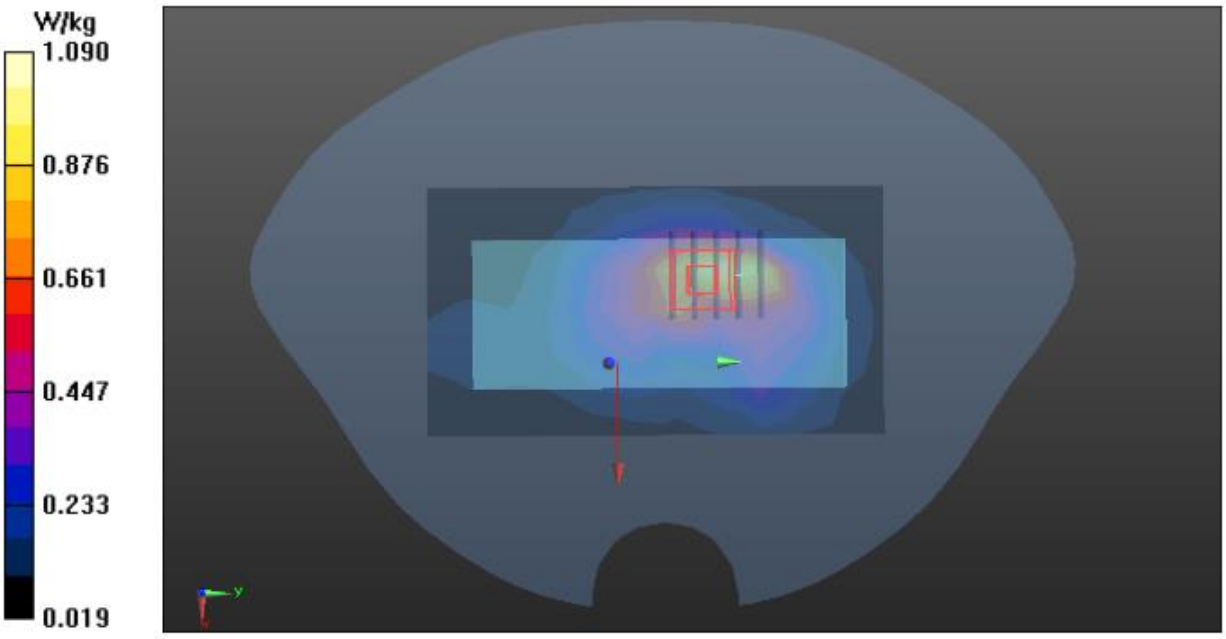

Any report having not been signed by authorized approver, or having been altered without authorization, or having not been stamped by the "Dedicated Testing/Inspection Stamp" is deemed to be invalid. Copying or excerpting portion of, or altering the content of the report is not permitted without the written authorization of AGC. The test results presented in the report apply only to the tested sample. Any objections to report issued by AGC should be submitted to AGC within 15days after the issuance of the test report. Further enquiry of validity or verification of the test report should be addressed to AGC by agc@agc-cert.com.

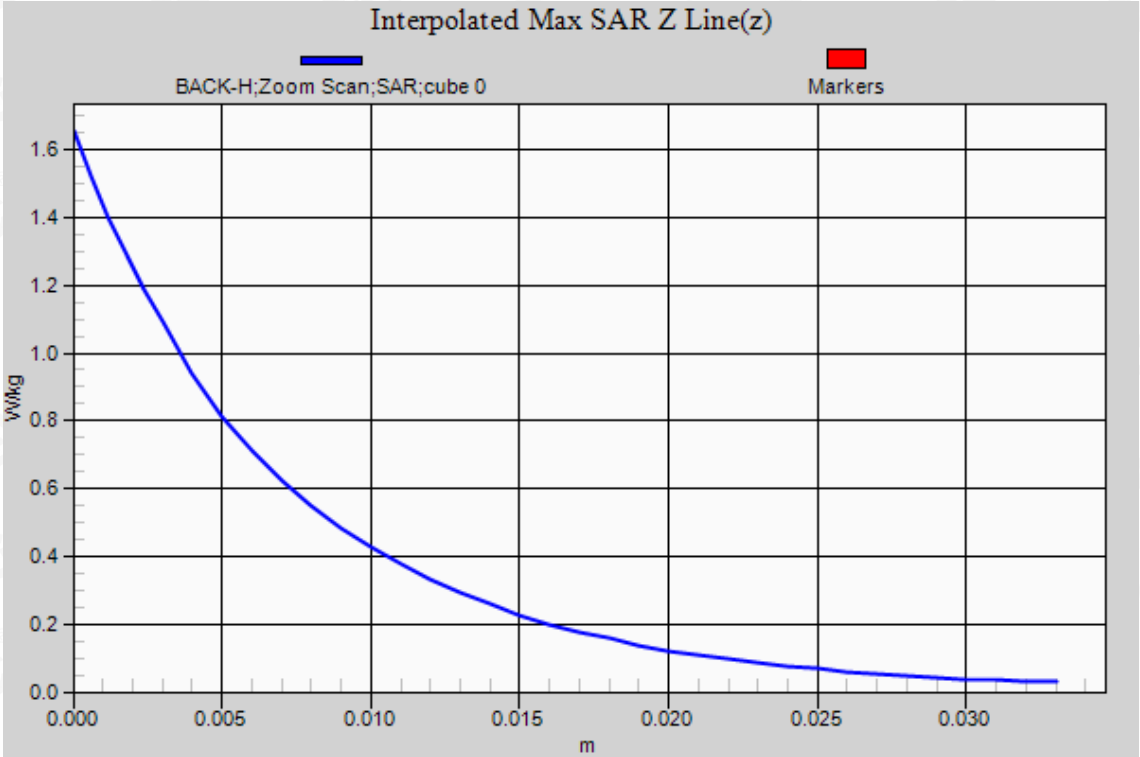

Any report having not been signed by authorized approver, or having been altered without authorization, or having not been stamped by the "Dedicated Testing/Inspection Stamp" is deemed to be invalid. Copying or excerpting portion of, or altering the content of the report is not permitted without the written authorization of AGC. The test results presented in the report apply only to the tested sample. Any objections to report issued by AGC should be submitted to AGC within 15days after the issuance of the test report. Further enquiry of validity or verification of the test report should be addressed to AGC by agc@agc-cert.com.

Test Laboratory: AGC Lab **Date: Jul. 22,2021**
LTE Band 4 Mid-Touch-Left (1 RB#0)
DUT: Smartphone; Type: BS-02

Communication System: LTE; Communication System Band: LTE Band 4; Duty Cycle:1:1;
Frequency:1732.5 MHz; Medium parameters used: f =1750 MHz; σ= 1.36 mho/m; εr =40.19; ρ= 1000 kg/m³ ;
Phantom section: Left Section
Ambient temperature (℃): 21.6, Liquid temperature (℃): 21.4

DASY Configuration:
• Probe: EX3DV4 – SN:3953; ConvF(8.61, 8.61, 8.61); Calibrated: Jul. 29,2020;
• Sensor-Surface: 3mm (Mechanical Surface Detection), z = 1.0, 31.0
• Electronics: DAE4 SN1398; Calibrated: May 17,2021
• Phantom: SAM (20deg probe tilt) with CRP v5.0; Type: QD000P40CD;
• DASY52 52.8.7(1137); SEMCAD X 14.6.10(7164)

LEFT HEAD/L-C/Area Scan (7x12x1): Measurement grid: dx=15mm, dy=15mm
Maximum value of SAR (measured) = 0.314 W/kg

LEFT HEAD/L-C/Zoom Scan (5x5x7)/Cube 0: Measurement grid: dx=8mm, dy=8mm, dz=5mm
Reference Value = 5.713 V/m; Power Drift = 0.11 dB
Peak SAR (extrapolated) = 0.422 W/kg
SAR(1 g) = 0.275 W/kg; SAR(10 g) = 0.178 W/kg
Maximum value of SAR (measured) = 0.316 W/kg



Any report having not been signed by authorized approver, or having been altered without authorization, or having not been stamped by the "Dedicated Testing/Inspection Stamp" is deemed to be invalid. Copying or excerpting portion of, or altering the content of the report is not permitted without the written authorization of AGC. The test results presented in the report apply only to the tested sample. Any objections to report issued by AGC should be submitted to AGC within 15days after the issuance of the test report. Further enquiry of validity or verification of the test report should be addressed to AGC by agc@agc-cert.com.

Test Laboratory: AGC Lab **Date: Jul. 22,2021**
LTE Band 4 Mid-Body-Back (1 RB#0)
DUT: Smartphone; Type: BS-02

Communication System: LTE; Communication System Band: LTE Band 4; Duty Cycle:1:1;
Frequency:1732.5 MHz; Medium parameters used: f = 1750 MHz; σ= 1.36 mho/m; εr =40.19; ρ= 1000 kg/m^3 ;
Phantom section: Flat Section
Ambient temperature (℃): 21.6, Liquid temperature (℃): 21.4

DASY Configuration:
• Probe: EX3DV4 – SN:3953; ConvF(8.61, 8.61, 8.61); Calibrated: Jul. 29,2020;
• Sensor-Surface: 3mm (Mechanical Surface Detection), z = 1.0, 31.0
• Electronics: DAE4 SN1398; Calibrated: May 17,2021
• Phantom: SAM (20deg probe tilt) with CRP v5.0; Type: QD000P40CD;
• DASY52 52.8.7(1137); SEMCAD X 14.6.10(7164)

BODY/BACK/Area Scan (7x12x1): Measurement grid: dx=15mm, dy=15mm
Maximum value of SAR (measured) = 0.709 W/kg

BODY/BACK/Zoom Scan (5x5x7)/Cube 0: Measurement grid: dx=8mm, dy=8mm, dz=5mm
Reference Value = 22.166 V/m; Power Drift = -0.15 dB
Peak SAR (extrapolated) = 1.02 W/kg
SAR(1 g) = 0.590 W/kg; SAR(10 g) = 0.356 W/kg
Maximum value of SAR (measured) = 0.701 W/kg

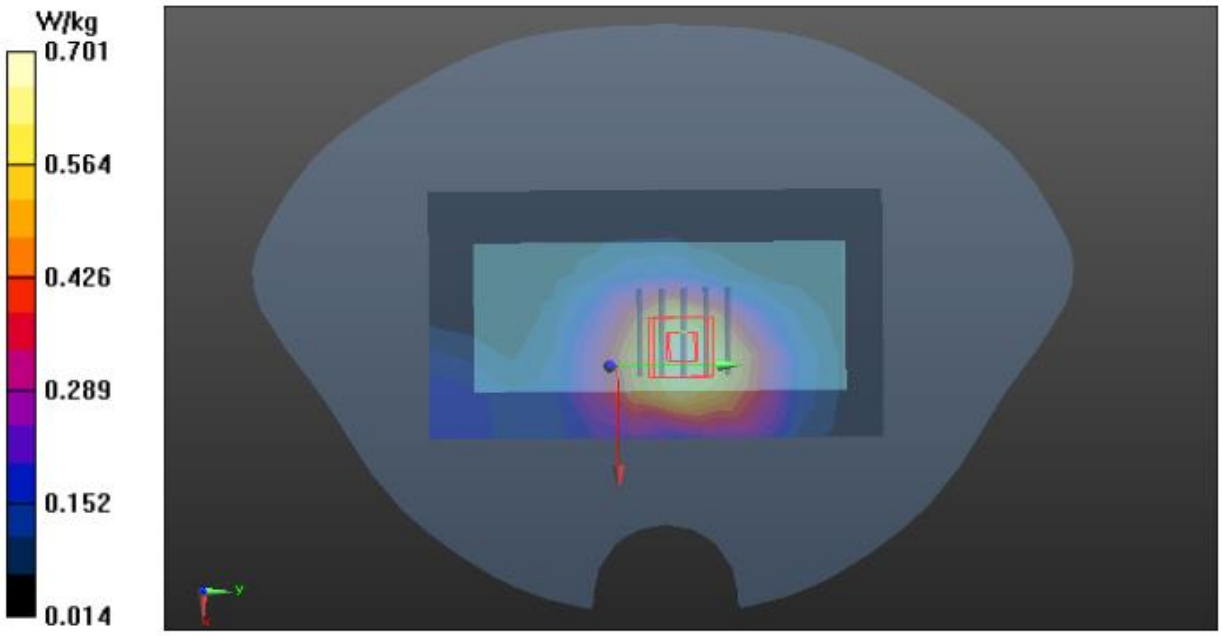

Any report having not been signed by authorized approver, or having been altered without authorization, or having not been stamped by the "Dedicated Testing/Inspection Stamp" is deemed to be invalid. Copying or excerpting portion of, or altering the content of the report is not permitted without the written authorization of AGC. The test results presented in the report apply only to the tested sample. Any objections to report issued by AGC should be submitted to AGC within 15days after the issuance of the test report. Further enquiry of validity or verification of the test report should be addressed to AGC by agc@agc-cert.com.

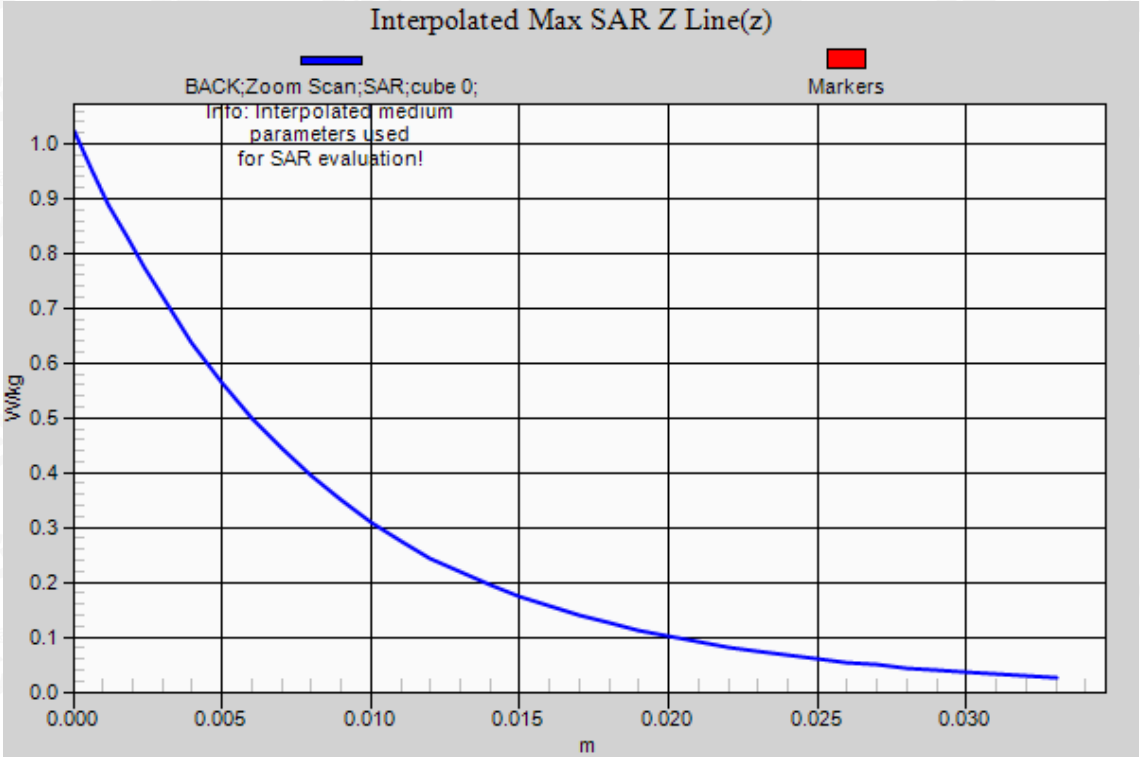

Any report having not been signed by authorized approver, or having been altered without authorization, or having not been stamped by the "Dedicated Testing/Inspection Stamp" is deemed to be invalid. Copying or excerpting portion of, or altering the content of the report is not permitted without the written authorization of AGC. The test results presented in the report apply only to the tested sample. Any objections to report issued by AGC should be submitted to AGC within 15days after the issuance of the test report. Further enquiry of validity or verification of the test report should be addressed to AGC by agc@agc-cert.com.

Test Laboratory: AGC Lab **Date: Jul. 09,2021**
LTE Band 5 High-Touch-Left (1 RB#0)
DUT: Smartphone; Type: BS-02

Communication System: LTE; Communication System Band: LTE Band 5; Duty Cycle:1:1;
Frequency: 844 MHz; Medium parameters used: f = 835 MHz; σ=0.96 mho/m; εr =39.56; ρ= 1000 kg/m³ ;
Phantom section: Left Section
Ambient temperature (℃): 21.8, Liquid temperature (℃): 21.6

DASY Configuration:
• Probe: EX3DV4 – SN:3953; ConvF(10.13, 10.13, 10.13); Calibrated: Jul. 29,2020;
• Sensor-Surface: 1.4mm (Mechanical Surface Detection), z = 1.0, 31.0
• Electronics: DAE4 SN1398; Calibrated: May 17,2021
• Phantom: SAM (20deg probe tilt) with CRP v5.0; Type: QD000P40CD;
• DASY52 52.8.7(1137); SEMCAD X 14.6.10(7164)

LEFT HEAD/L-C HIGH/Area Scan (7x12x1): Measurement grid: dx=15mm, dy=15mm
Maximum value of SAR (measured) = 0.931 W/kg

LEFT HEAD/L-C HIGH/Zoom Scan (5x5x7)/Cube 0: Measurement grid: dx=8mm, dy=8mm, dz=5mm
Reference Value = 10.197 V/m; Power Drift = 0.13 dB
Peak SAR (extrapolated) = 1.07 W/kg
SAR(1 g) = 0.865 W/kg; SAR(10 g) = 0.637 W/kg
Maximum value of SAR (measured) = 0.947 W/kg



Any report having not been signed by authorized approver, or having been altered without authorization, or having not been stamped by the "Dedicated Testing/Inspection Stamp" is deemed to be invalid. Copying or excerpting portion of, or altering the content of the report is not permitted without the written authorization of AGC. The test results presented in the report apply only to the tested sample. Any objections to report issued by AGC should be submitted to AGC within 15days after the issuance of the test report. Further enquiry of validity or verification of the test report should be addressed to AGC by agc@agc-cert.com.

Attestation of Global Compliance(Shenzhen)Co., Ltd
Attestation of Global Compliance(Shenzhen)Std & Tech Co., Ltd
Tel: +86-755 2523 4088 E-mail: agc@agc-cert.com Web: http://cn.agc-cert.com/

Test Laboratory: AGC Lab **Date: Jul. 09,2021**
LTE Band 5 Low-Body-Back (1 RB#0)
DUT: Smartphone; Type: BS-02

Communication System: LTE; Communication System Band: LTE Band 5; Duty Cycle:1:1;
Frequency: 829 MHz; Medium parameters used: f = 835 MHz; σ=0.85mho/m; εr =43.29; ρ= 1000 kg/m³ ;
Phantom section: Flat Section
Ambient temperature (℃): 21.8, Liquid temperature (℃): 21.6

DASY Configuration:
• Probe: EX3DV4 – SN:3953; ConvF(10.13, 10.13, 10.13); Calibrated: Jul. 29,2020;
• Sensor-Surface: 1.4mm (Mechanical Surface Detection), z = 1.0, 31.0
• Electronics: DAE4 SN1398; Calibrated: May 17,2021
• Phantom: SAM (20deg probe tilt) with CRP v5.0; Type: QD000P40CD;
• DASY52 52.8.7(1137); SEMCAD X 14.6.10(7164)

BODY/BACK-L/Area Scan (7x12x1): Measurement grid: dx=15mm, dy=15mm
Maximum value of SAR (measured) = 1.29 W/kg

BODY/BACK-L/Zoom Scan (5x5x7)/Cube 0: Measurement grid: dx=8mm, dy=8mm, dz=5mm
Reference Value = 39.574 V/m; Power Drift = -0.14 dB
Peak SAR (extrapolated) = 1.49 W/kg
SAR(1 g) = 1.11 W/kg; SAR(10 g) = 0.823 W/kg
Maximum value of SAR (measured) = 1.28 W/kg

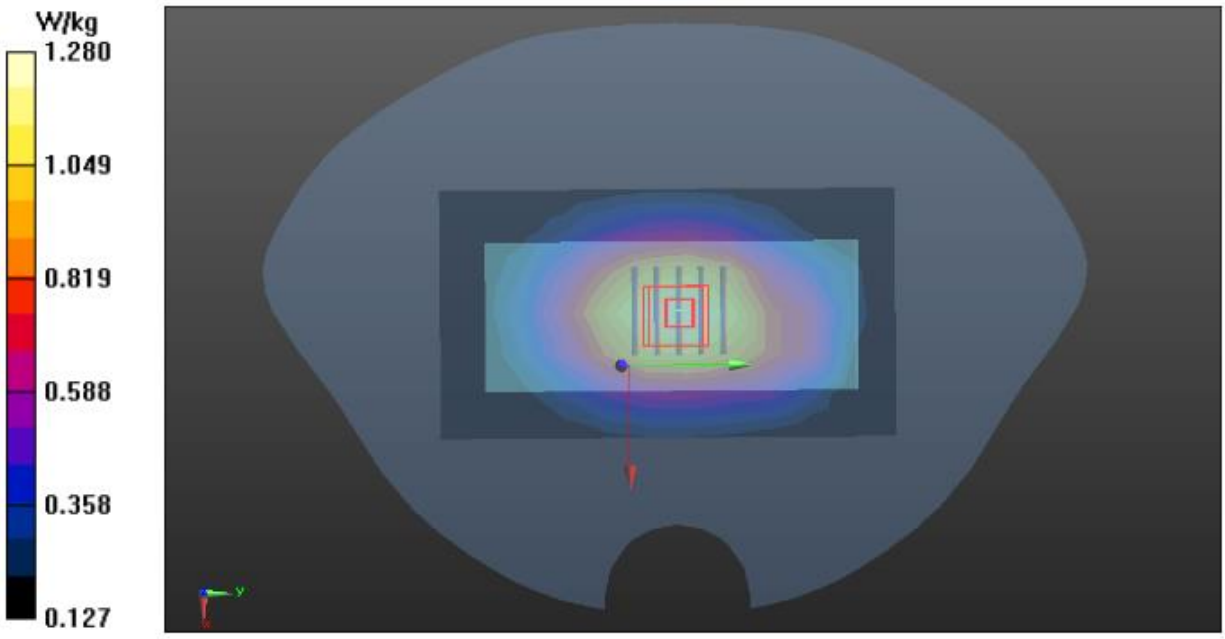

Any report having not been signed by authorized approver, or having been altered without authorization, or having not been stamped by the "Dedicated Testing/Inspection Stamp" is deemed to be invalid. Copying or excerpting portion of, or altering the content of the report is not permitted without the written authorization of AGC. The test results presented in the report apply only to the tested sample. Any objections to report issued by AGC should be submitted to AGC within 15days after the issuance of the test report. Further enquiry of validity or verification of the test report should be addressed to AGC by agc@agc-cert.com.

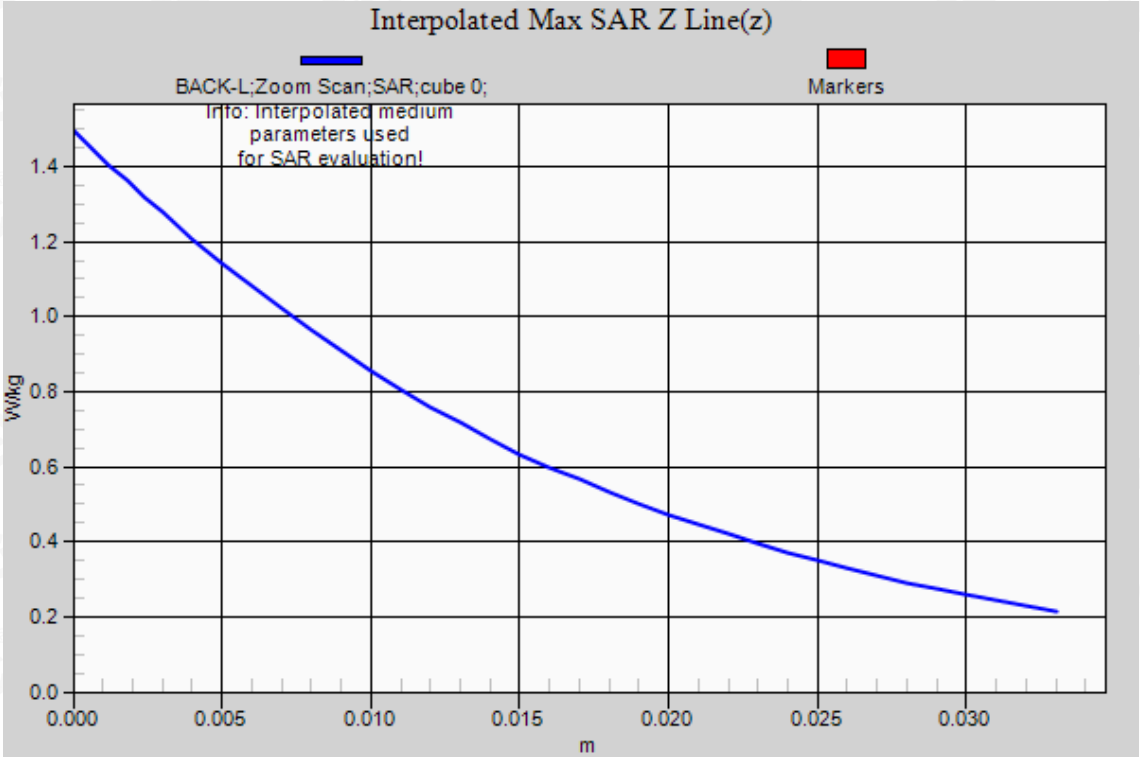

Any report having not been signed by authorized approver, or having been altered without authorization, or having not been stamped by the "Dedicated Testing/Inspection Stamp" is deemed to be invalid. Copying or excerpting portion of, or altering the content of the report is not permitted without the written authorization of AGC. The test results presented in the report apply only to the tested sample. Any objections to report issued by AGC should be submitted to AGC within 15days after the issuance of the test report. Further enquiry of validity or verification of the test report should be addressed to AGC by agc@agc-cert.com.

Test Laboratory: AGC Lab **Date: Jul. 19,2021**
LTE Band 7 Mid-Touch-Left (1RB#0)
DUT: Smartphone; Type: BS-02

Communication System: LTE; Communication System Band: LTE Band 7; Duty Cycle:1:1;
Frequency: 2535MHz; Medium parameters used: f =2600 MHz; σ=1.80 mho/m; εr =40.97; ρ= 1000 kg/m³ ;
Phantom section: Left Section
Ambient temperature (℃): 21.8, Liquid temperature (℃): 21.6

DASY Configuration:
• Probe: EX3DV4 – SN:3953; ConvF(7.45, 7.45, 7.45); Calibrated: Jul. 29,2020;
• Sensor-Surface: 1.4mm (Mechanical Surface Detection), z = 1.0, 31.0
• Electronics: DAE4 SN1398; Calibrated: May 17,2021
• Phantom: SAM (20deg probe tilt) with CRP v5.0; Type: QD000P40CD;
• DASY52 52.8.7(1137); SEMCAD X 14.6.10(7164)

LEFT HEAD/L-C/Area Scan (7x12x1): Measurement grid: dx=15mm, dy=15mm
Maximum value of SAR (measured) = 0.276 W/kg

LEFT HEAD/L-C/Zoom Scan (7x7x7)/Cube 0: Measurement grid: dx=5mm, dy=5mm, dz=5mm
Reference Value = 3.195 V/m; Power Drift = 0.15 dB
Peak SAR (extrapolated) = 0.595 W/kg
SAR(1 g) = 0.228 W/kg; SAR(10 g) = 0.109 W/kg
Maximum value of SAR (measured) = 0.296 W/kg



Any report having not been signed by authorized approver, or having been altered without authorization, or having not been stamped by the "Dedicated Testing/Inspection Stamp" is deemed to be invalid. Copying or excerpting portion of, or altering the content of the report is not permitted without the written authorization of AGC. The test results presented in the report apply only to the tested sample. Any objections to report issued by AGC should be submitted to AGC within 15days after the issuance of the test report. Further enquiry of validity or verification of the test report should be addressed to AGC by agc@agc-cert.com.

Test Laboratory: AGC Lab **Date: Jul. 19,2021**
LTE Band 7 Mid-Body-Back (1RB#0)
DUT: Smartphone; Type: BS-02

Communication System: LTE; Communication System Band: LTE Band 7; Duty Cycle:1:1;
Frequency: 2535MHz; Medium parameters used: f =2600 MHz; σ=1.80 mho/m; εr =40.97; ρ= 1000 kg/m³ ;
Phantom section: Flat Section
Ambient temperature (℃): 21.8, Liquid temperature (℃): 21.6

DASY Configuration:
• Probe: EX3DV4 – SN:3953; ConvF(7.45, 7.45, 7.45); Calibrated: Jul. 29,2020;
• Sensor-Surface: 1.4mm (Mechanical Surface Detection), z = 1.0, 31.0
• Electronics: DAE4 SN1398; Calibrated: May 17,2021
• Phantom: SAM (20deg probe tilt) with CRP v5.0; Type: QD000P40CD;
• DASY52 52.8.7(1137); SEMCAD X 14.6.10(7164)

BODY/BACK/Area Scan (7x12x1): Measurement grid: dx=15mm, dy=15mm
Maximum value of SAR (measured) = 0.583 W/kg

BODY/BACK/Zoom Scan (7x7x7)/Cube 0: Measurement grid: dx=5mm, dy=5mm, dz=5mm
Reference Value = 14.553 V/m; Power Drift = 0.07 dB
Peak SAR (extrapolated) = 1.65 W/kg
SAR(1 g) = 0.583 W/kg; SAR(10 g) = 0.259 W/kg
Maximum value of SAR (measured) = 0.782 W/kg

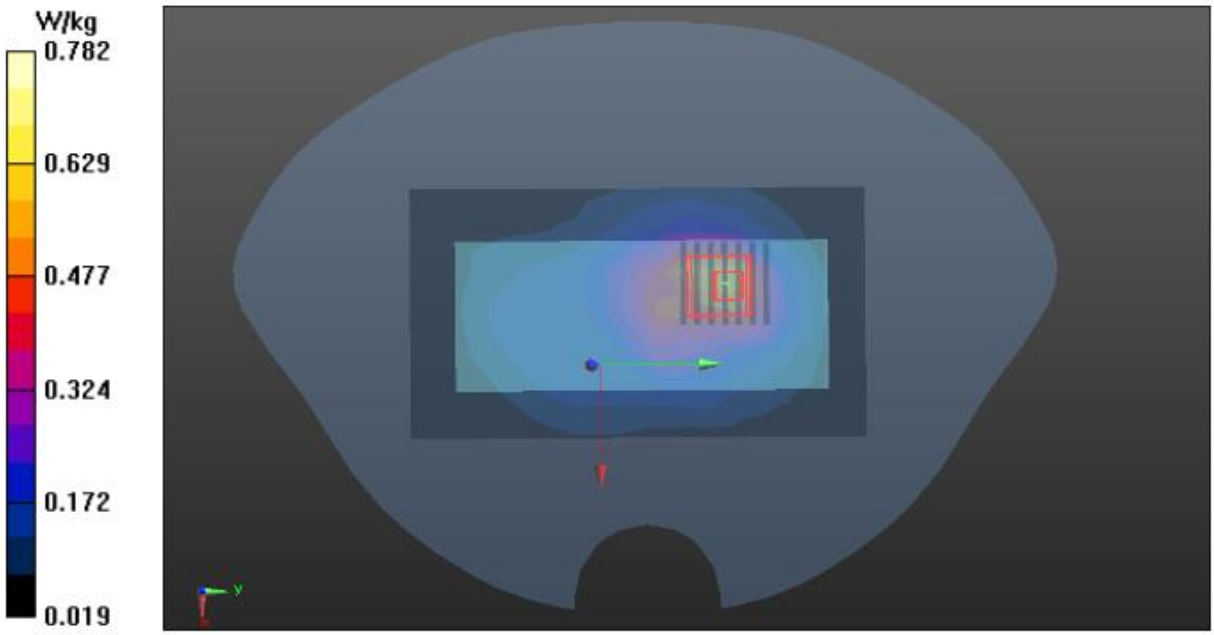

Any report having not been signed by authorized approver, or having been altered without authorization, or having not been stamped by the "Dedicated Testing/Inspection Stamp" is deemed to be invalid. Copying or excerpting portion of, or altering the content of the report is not permitted without the written authorization of AGC. The test results presented in the report apply only to the tested sample. Any objections to report issued by AGC should be submitted to AGC within 15days after the issuance of the test report. Further enquiry of validity or verification of the test report should be addressed to AGC by agc@agc-cert.com.

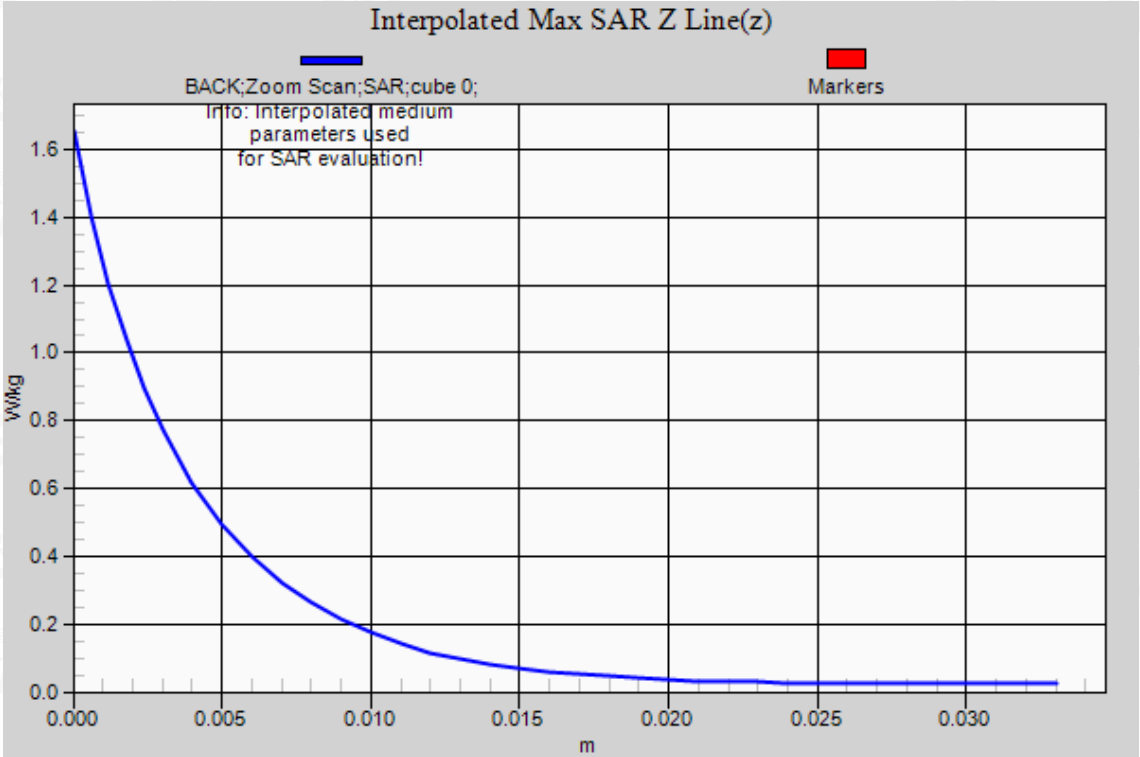

Any report having not been signed by authorized approver, or having been altered without authorization, or having not been stamped by the "Dedicated Testing/Inspection Stamp" is deemed to be invalid. Copying or excerpting portion of, or altering the content of the report is not permitted without the written authorization of AGC. The test results presented in the report apply only to the tested sample. Any objections to report issued by AGC should be submitted to AGC within 15days after the issuance of the test report. Further enquiry of validity or verification of the test report should be addressed to AGC by agc@agc-cert.com.

Test Laboratory: AGC Lab **Date: Jul. 11,2021**
LTE Band 12 Mid-Touch-Right (1 RB#0)
DUT: Smartphone; Type: BS-02

Communication System: LTE; Communication System Band: LTE Band 12; Duty Cycle:1:1;
Frequency: 707.5 MHz; Medium parameters used: f = 750 MHz; σ=0.83 mho/m; εr =44.03; ρ= 1000 kg/m³ ;
Phantom section: Right Section
Ambient temperature (℃): 22.1, Liquid temperature (℃): 21.9

DASY Configuration:
• Probe: EX3DV4 – SN:3953; ConvF(10.53, 10.53, 10.53); Calibrated: Jul. 29,2020;
• Sensor-Surface: 1.4mm (Mechanical Surface Detection), z = 1.0, 31.0
• Electronics: DAE4 SN1398; Calibrated: May 17,2021
• Phantom: SAM (20deg probe tilt) with CRP v5.0; Type: QD000P40CD;
• DASY52 52.8.7(1137); SEMCAD X 14.6.10(7164)

RIGHT HEAD/R-C/Area Scan (7x12x1): Measurement grid: dx=15mm, dy=15mm
Maximum value of SAR (measured) = 0.535 W/kg

RIGHT HEAD/R-C/Zoom Scan (5x5x7)/Cube 0: Measurement grid: dx=8mm, dy=8mm, dz=5mm
Reference Value = 10.205 V/m; Power Drift = 0.09 dB
Peak SAR (extrapolated) = 0.609 W/kg
SAR(1 g) = 0.494 W/kg; SAR(10 g) = 0.372 W/kg
Maximum value of SAR (measured) = 0.542 W/kg

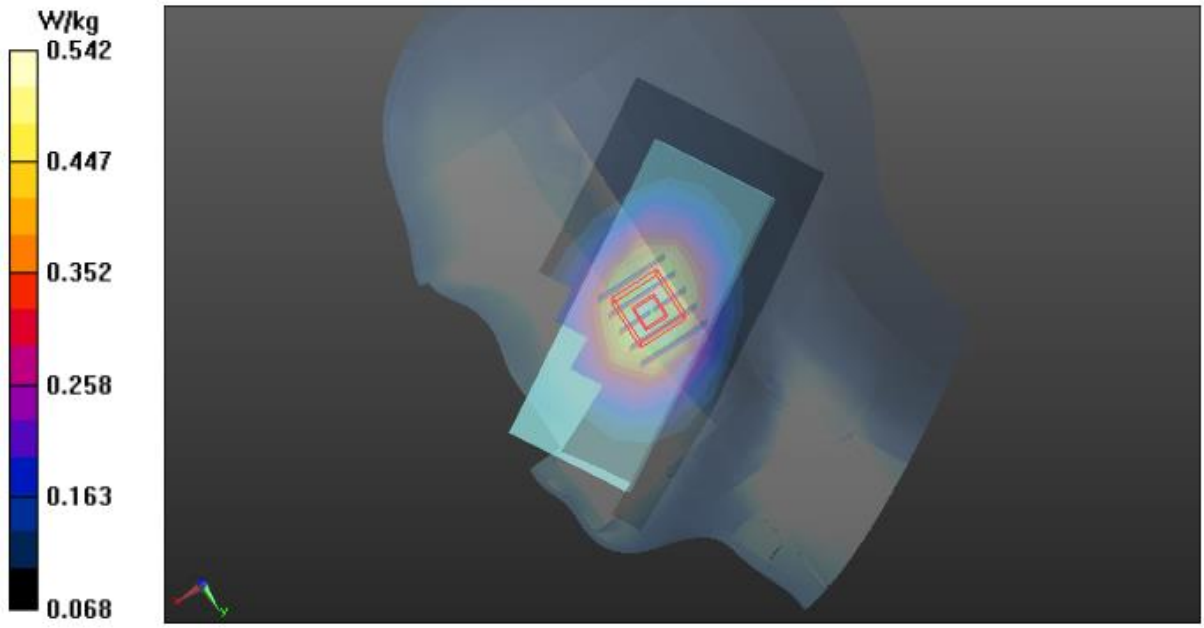

Any report having not been signed by authorized approver, or having been altered without authorization, or having not been stamped by the "Dedicated Testing/Inspection Stamp" is deemed to be invalid. Copying or excerpting portion of, or altering the content of the report is not permitted without the written authorization of AGC. The test results presented in the report apply only to the tested sample. Any objections to report issued by AGC should be submitted to AGC within 15days after the issuance of the test report. Further enquiry of validity or verification of the test report should be addressed to AGC by agc@agc-cert.com.

Attestation of Global Compliance(Shenzhen)Co., Ltd
Attestation of Global Compliance(Shenzhen)Std & Tech Co., Ltd
Tel: +86-755 2523 4088 E-mail: agc@agc-cert.com Web: http://cn.agc-cert.com/

Test Laboratory: AGC Lab **Date: Jul. 11,2021**
LTE Band 12 High-Body-Back (1 RB#0)
DUT: Smartphone; Type: BS-02

Communication System: LTE; Communication System Band: LTE Band 12; Duty Cycle:1:1;
Frequency: 711 MHz; Medium parameters used: f = 750 MHz; σ=0.86 mho/m; εr =42.35; ρ= 1000 kg/m³ ;
Phantom section: Flat Section
Ambient temperature (℃): 22.1, Liquid temperature (℃): 21.9

DASY Configuration:
• Probe: EX3DV4 – SN:3953; ConvF(10.53, 10.53, 10.53); Calibrated: Jul. 29,2020;
• Sensor-Surface: 1.4mm (Mechanical Surface Detection), z = 1.0, 31.0
• Electronics: DAE4 SN1398; Calibrated: May 17,2021
• Phantom: SAM (20deg probe tilt) with CRP v5.0; Type: QD000P40CD;
• DASY52 52.8.7(1137); SEMCAD X 14.6.10(7164)

BODY/BACK-H/Area Scan (7x12x1): Measurement grid: dx=15mm, dy=15mm
Maximum value of SAR (measured) = 0.891 W/kg

BODY/BACK-H/Zoom Scan (5x5x7)/Cube 0: Measurement grid: dx=8mm, dy=8mm, dz=5mm
Reference Value = 29.050 V/m; Power Drift = 0.03 dB
Peak SAR (extrapolated) = 1.09 W/kg
SAR(1 g) = 0.838 W/kg; SAR(10 g) = 0.608 W/kg
Maximum value of SAR (measured) = 0.933 W/kg

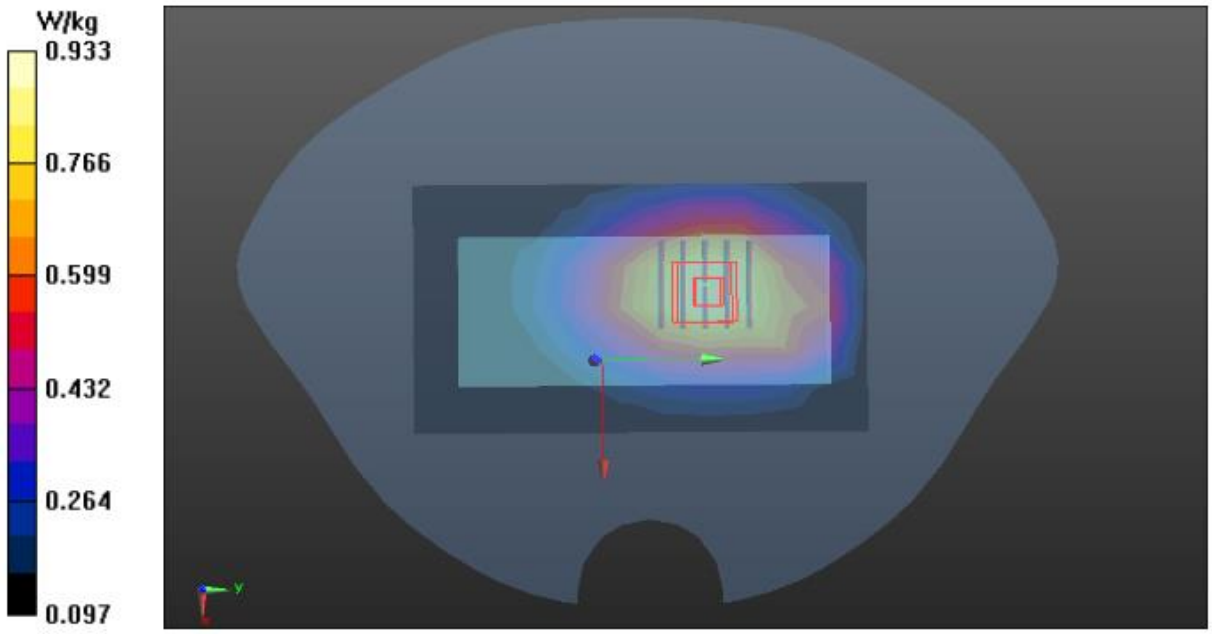

Any report having not been signed by authorized approver, or having been altered without authorization, or having not been stamped by the "Dedicated Testing/Inspection Stamp" is deemed to be invalid. Copying or excerpting portion of, or altering the content of the report is not permitted without the written authorization of AGC. The test results presented in the report apply only to the tested sample. Any objections to report issued by AGC should be submitted to AGC within 15days after the issuance of the test report. Further enquiry of validity or verification of the test report should be addressed to AGC by agc@agc-cert.com.

Attestation of Global Compliance(Shenzhen)Co., Ltd
Attestation of Global Compliance(Shenzhen)Std & Tech Co., Ltd
Tel: +86-755 2523 4088 E-mail: agc@agc-cert.com Web: http://cn.agc-cert.com/

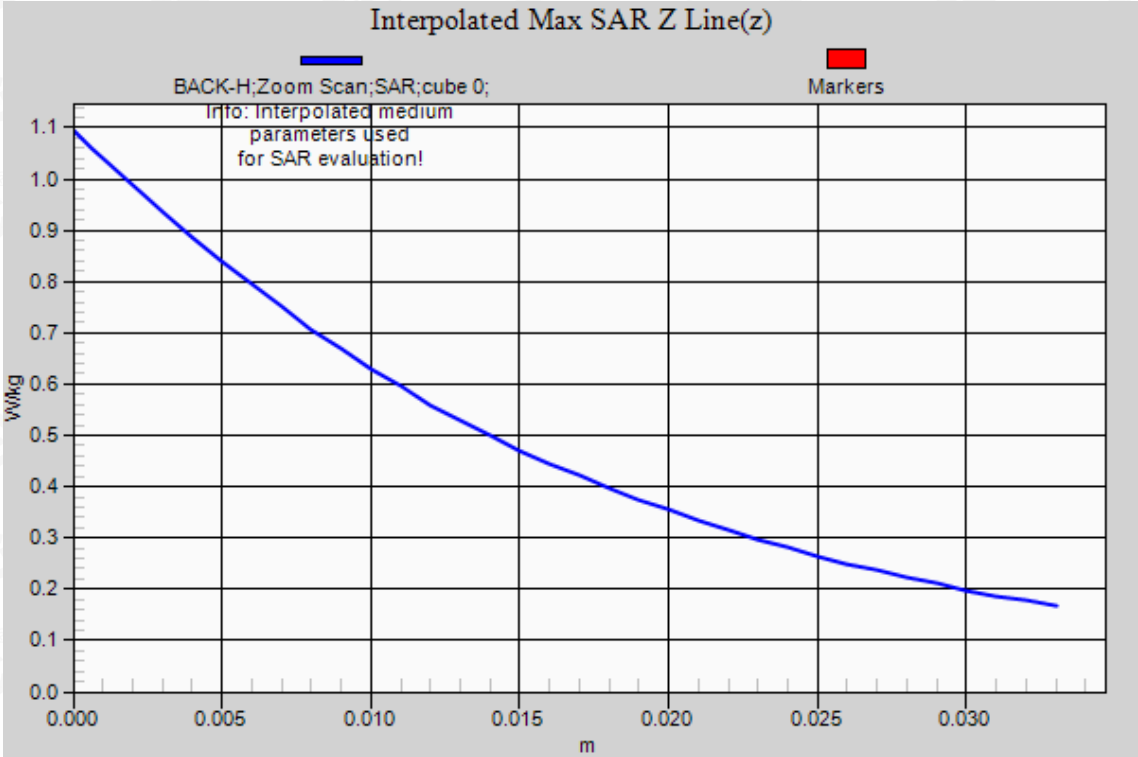

Any report having not been signed by authorized approver, or having been altered without authorization, or having not been stamped by the "Dedicated Testing/Inspection Stamp" is deemed to be invalid. Copying or excerpting portion of, or altering the content of the report is not permitted without the written authorization of AGC. The test results presented in the report apply only to the tested sample. Any objections to report issued by AGC should be submitted to AGC within 15days after the issuance of the test report. Further enquiry of validity or verification of the test report should be addressed to AGC by agc@agc-cert.com.

Test Laboratory: AGC Lab **Date: Jul. 11,2021**
LTE Band 13 Mid-Touch-Right (1 RB#0)
DUT: Smartphone; Type: BS-02

Communication System: LTE; Communication System Band: LTE Band 13; Duty Cycle:1:1;
Frequency: 782 MHz; Medium parameters used: f = 750 MHz; σ=0.90 mho/m; εr =40.66; ρ= 1000 kg/m³ ;
Phantom section: Right Section
Ambient temperature (℃): 22.1, Liquid temperature (℃): 21.9

DASY Configuration:
• Probe: EX3DV4 – SN:3953; ConvF(10.53, 10.53, 10.53); Calibrated: Jul. 29,2020;
• Sensor-Surface: 1.4mm (Mechanical Surface Detection), z = 1.0, 31.0
• Electronics: DAE4 SN1398; Calibrated: May 17,2021
• Phantom: SAM (20deg probe tilt) with CRP v5.0; Type: QD000P40CD;
• DASY52 52.8.7(1137); SEMCAD X 14.6.10(7164)

RIGHT HEAD/R-C/Area Scan (7x12x1): Measurement grid: dx=15mm, dy=15mm
Maximum value of SAR (measured) = 0.347 W/kg

RIGHT HEAD/R-C/Zoom Scan (5x5x7)/Cube 0: Measurement grid: dx=8mm, dy=8mm, dz=5mm
Reference Value = 6.604 V/m; Power Drift = 0.08 dB
Peak SAR (extrapolated) = 0.385 W/kg
SAR(1 g) = 0.318 W/kg; SAR(10 g) = 0.240 W/kg
Maximum value of SAR (measured) = 0.344 W/kg



Any report having not been signed by authorized approver, or having been altered without authorization, or having not been stamped by the "Dedicated Testing/Inspection Stamp" is deemed to be invalid. Copying or excerpting portion of, or altering the content of the report is not permitted without the written authorization of AGC. The test results presented in the report apply only to the tested sample. Any objections to report issued by AGC should be submitted to AGC within 15days after the issuance of the test report. Further enquiry of validity or verification of the test report should be addressed to AGC by agc@agc-cert.com.

Attestation of Global Compliance(Shenzhen)Co., Ltd
Attestation of Global Compliance(Shenzhen)Std & Tech Co., Ltd
Tel: +86-755 2523 4088 E-mail: agc@agc-cert.com Web: http://cn.agc-cert.com/

Test Laboratory: AGC Lab **Date: Jul. 11,2021**
LTE Band 13 Mid-Body-Back (1 RB#0)
DUT: Smartphone; Type: BS-02

Communication System: LTE; Communication System Band: LTE Band 13; Duty Cycle:1:1;
Frequency: 782 MHz; Medium parameters used: f = 750 MHz; σ=0.90 mho/m; εr =40.66; ρ= 1000 kg/m³ ;
Phantom section: Flat Section
Ambient temperature (℃): 22.1, Liquid temperature (℃): 21.9

DASY Configuration:
• Probe: EX3DV4 – SN:3953; ConvF(10.53, 10.53, 10.53); Calibrated: Jul. 29,2020;
• Sensor-Surface: 1.4mm (Mechanical Surface Detection), z = 1.0, 31.0
• Electronics: DAE4 SN1398; Calibrated: May 17,2021
• Phantom: SAM (20deg probe tilt) with CRP v5.0; Type: QD000P40CD;
• DASY52 52.8.7(1137); SEMCAD X 14.6.10(7164)

BODY/BACK/Area Scan (7x12x1): Measurement grid: dx=15mm, dy=15mm
Maximum value of SAR (measured) = 0.377 W/kg

BODY/BACK/Zoom Scan (5x5x7)/Cube 0: Measurement grid: dx=8mm, dy=8mm, dz=5mm
Reference Value = 20.354 V/m; Power Drift = -0.02 dB
Peak SAR (extrapolated) = 0.430 W/kg
SAR(1 g) = 0.340 W/kg; SAR(10 g) = 0.251 W/kg
Maximum value of SAR (measured) = 0.376 W/kg

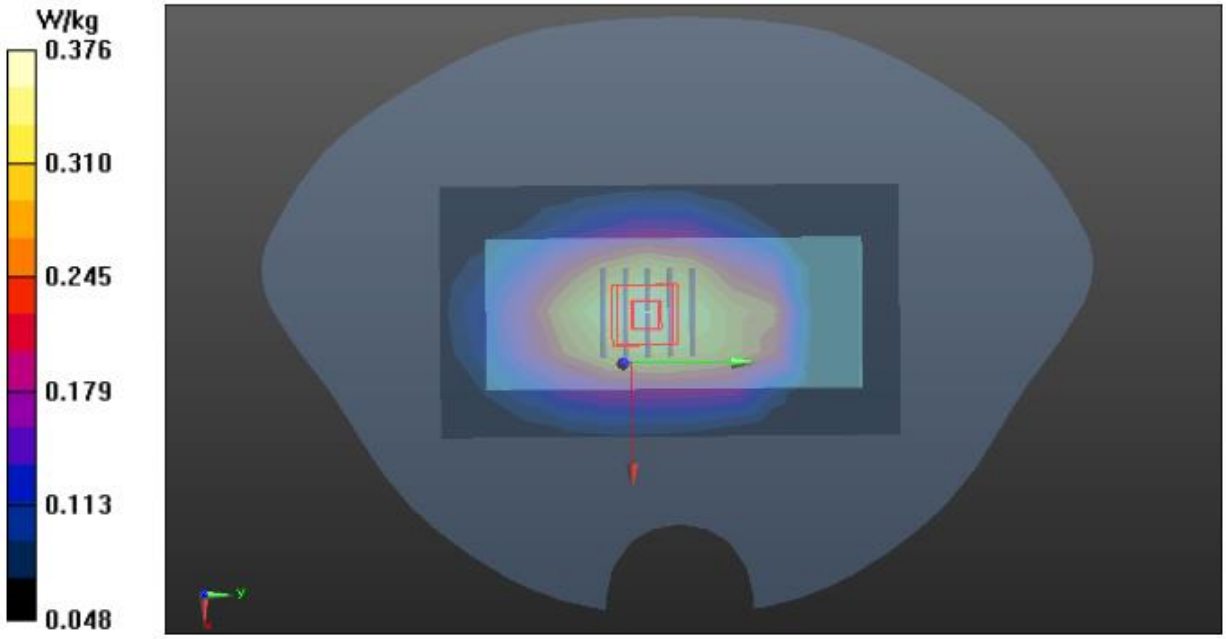

Any report having not been signed by authorized approver, or having been altered without authorization, or having not been stamped by the "Dedicated Testing/Inspection Stamp" is deemed to be invalid. Copying or excerpting portion of, or altering the content of the report is not permitted without the written authorization of AGC. The test results presented in the report apply only to the tested sample. Any objections to report issued by AGC should be submitted to AGC within 15days after the issuance of the test report. Further enquiry of validity or verification of the test report should be addressed to AGC by agc@agc-cert.com.

Attestation of Global Compliance(Shenzhen)Co., Ltd
Attestation of Global Compliance(Shenzhen)Std & Tech Co., Ltd
Tel: +86-755 2523 4088 E-mail: agc@agc-cert.com Web: http://cn.agc-cert.com/

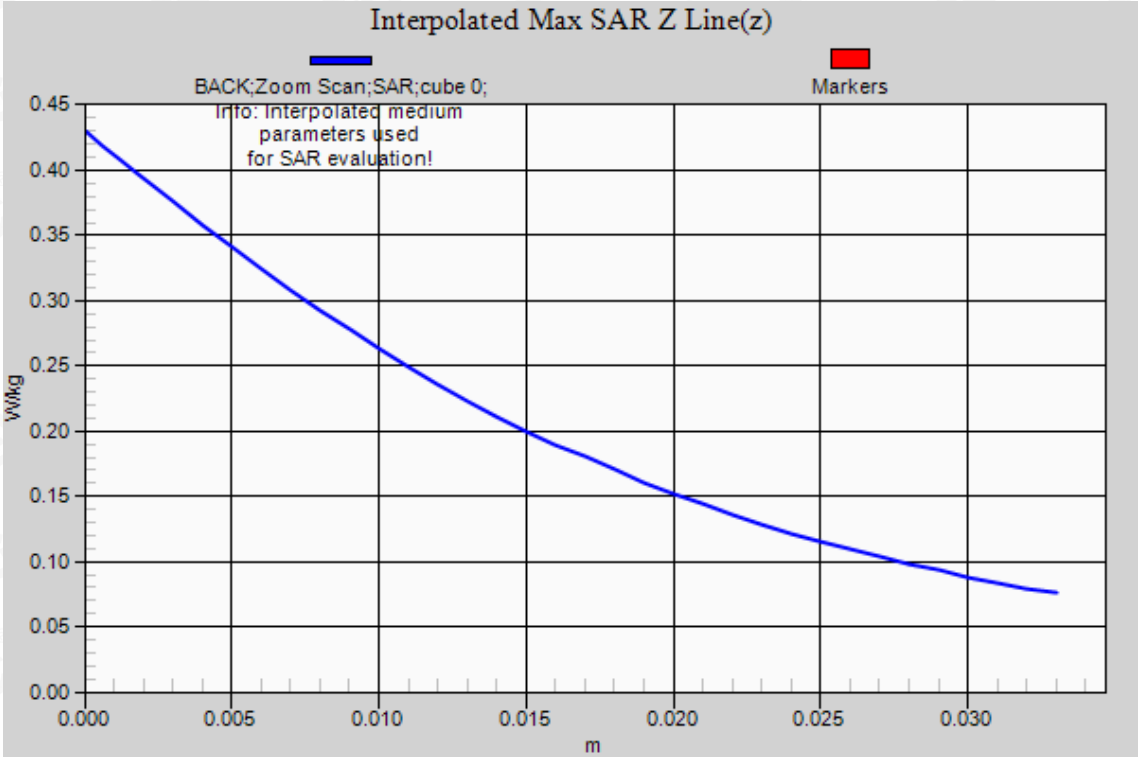

Any report having not been signed by authorized approver, or having been altered without authorization, or having not been stamped by the "Dedicated Testing/Inspection Stamp" is deemed to be invalid. Copying or excerpting portion of, or altering the content of the report is not permitted without the written authorization of AGC. The test results presented in the report apply only to the tested sample. Any objections to report issued by AGC should be submitted to AGC within 15days after the issuance of the test report. Further enquiry of validity or verification of the test report should be addressed to AGC by agc@agc-cert.com.

Test Laboratory: AGC Lab **Date: Jul. 11,2021**
LTE Band 17 Mid-Touch- Right (1 RB#0)
DUT: Smartphone; Type: BS-02

Communication System: LTE; Communication System Band: LTE Band 17; Duty Cycle:1:1;
Frequency: 710 MHz; Medium parameters used: f = 750 MHz; σ=0.85 mho/m; εr =43.76; ρ= 1000 kg/m³ ;
Phantom section: Right Section
Ambient temperature (℃): 22.1, Liquid temperature (℃): 21.9

DASY Configuration:
• Probe: EX3DV4 – SN:3953; ConvF(10.53, 10.53, 10.53); Calibrated: Jul. 29,2020;
• Sensor-Surface: 1.4mm (Mechanical Surface Detection), z = 1.0, 31.0
• Electronics: DAE4 SN1398; Calibrated: May 17,2021
• Phantom: SAM (20deg probe tilt) with CRP v5.0; Type: QD000P40CD;
• DASY52 52.8.7(1137); SEMCAD X 14.6.10(7164)

RIGHT HEAD/R-C/Area Scan (7x12x1): Measurement grid: dx=15mm, dy=15mm
Maximum value of SAR (measured) = 0.298 W/kg

RIGHT HEAD/R-C/Zoom Scan (5x5x7)/Cube 0: Measurement grid: dx=8mm, dy=8mm, dz=5mm
Reference Value = 5.569 V/m; Power Drift = 0.13 dB
Peak SAR (extrapolated) = 0.327 W/kg
SAR(1 g) = 0.276 W/kg; SAR(10 g) = 0.211 W/kg



Any report having not been signed by authorized approver, or having been altered without authorization, or having not been stamped by the "Dedicated Testing/Inspection Stamp" is deemed to be invalid. Copying or excerpting portion of, or altering the content of the report is not permitted without the written authorization of AGC. The test results presented in the report apply only to the tested sample. Any objections to report issued by AGC should be submitted to AGC within 15days after the issuance of the test report. Further enquiry of validity or verification of the test report should be addressed to AGC by agc@agc-cert.com.

Attestation of Global Compliance(Shenzhen)Co., Ltd
Attestation of Global Compliance(Shenzhen)Std & Tech Co., Ltd
Tel: +86-755 2523 4088 E-mail: agc@agc-cert.com Web: http://cn.agc-cert.com/

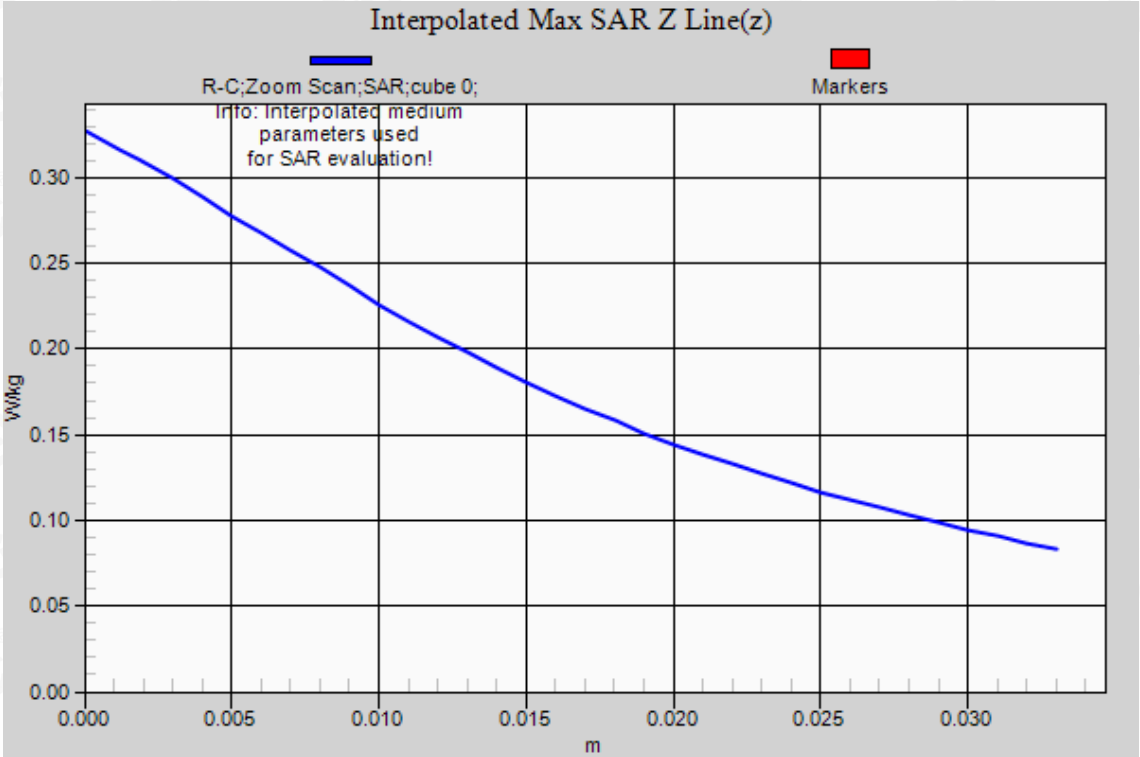

Any report having not been signed by authorized approver, or having been altered without authorization, or having not been stamped by the "Dedicated Testing/Inspection Stamp" is deemed to be invalid. Copying or excerpting portion of, or altering the content of the report is not permitted without the written authorization of AGC. The test results presented in the report apply only to the tested sample. Any objections to report issued by AGC should be submitted to AGC within 15days after the issuance of the test report. Further enquiry of validity or verification of the test report should be addressed to AGC by agc@agc-cert.com.

Test Laboratory: AGC Lab **Date: Jul. 11,2021**
LTE Band 17 Mid-Body- Edge 2(Right) (1 RB#0)
DUT: Smartphone; Type: BS-02

Communication System: LTE; Communication System Band: LTE Band 17; Duty Cycle:1:1;
Frequency: 710 MHz; Medium parameters used: f = 750 MHz; σ=0.85 mho/m; εr =43.76; ρ= 1000 kg/m³ ;
Phantom section: Flat Section
Ambient temperature (℃): 22.1, Liquid temperature (℃): 21.9

DASY Configuration:
• Probe: EX3DV4 – SN:3953; ConvF(10.53, 10.53, 10.53); Calibrated: Jul. 29,2020;
• Sensor-Surface: 1.4mm (Mechanical Surface Detection), z = 1.0, 31.0
• Electronics: DAE4 SN1398; Calibrated: May 17,2021
• Phantom: SAM (20deg probe tilt) with CRP v5.0; Type: QD000P40CD;
• DASY52 52.8.7(1137); SEMCAD X 14.6.10(7164)

BODY/2/Area Scan (6x12x1): Measurement grid: dx=15mm, dy=15mm
Maximum value of SAR (measured) = 0.244 W/kg

BODY/2/Zoom Scan (5x5x7)/Cube 0: Measurement grid: dx=8mm, dy=8mm, dz=5mm
Reference Value = 13.065 V/m; Power Drift = -0.11 dB
Peak SAR (extrapolated) = 0.290 W/kg
SAR(1 g) = 0.218 W/kg; SAR(10 g) = 0.158 W/kg

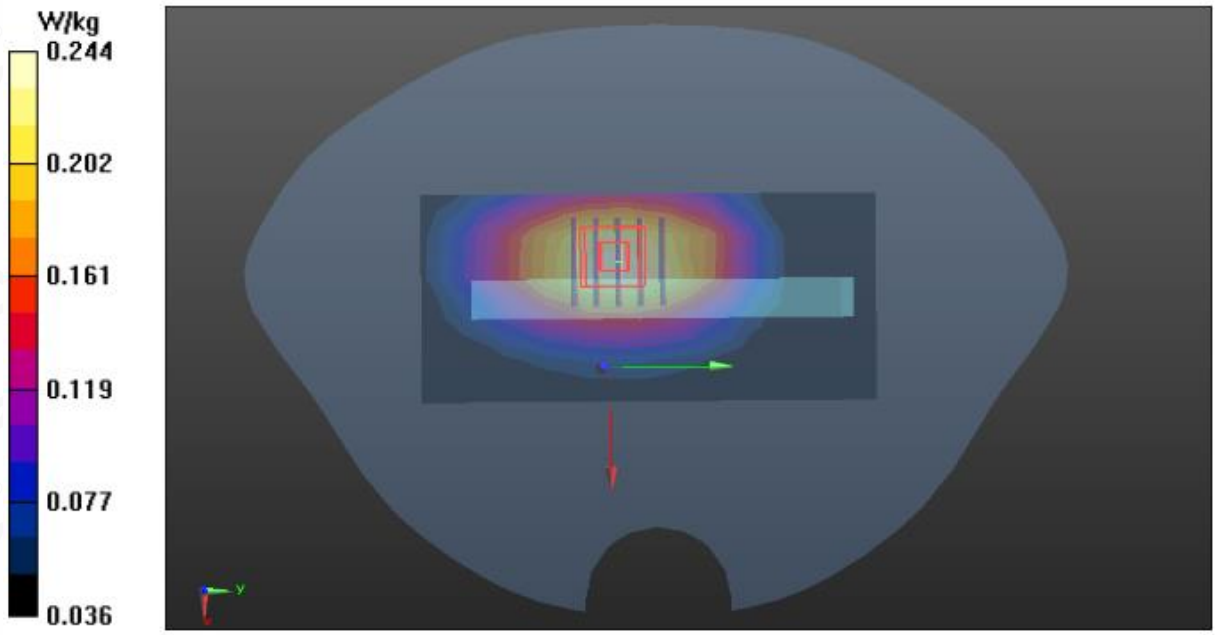

Any report having not been signed by authorized approver, or having been altered without authorization, or having not been stamped by the "Dedicated Testing/Inspection Stamp" is deemed to be invalid. Copying or excerpting portion of, or altering the content of the report is not permitted without the written authorization of AGC. The test results presented in the report apply only to the tested sample. Any objections to report issued by AGC should be submitted to AGC within 15days after the issuance of the test report. Further enquiry of validity or verification of the test report should be addressed to AGC by agc@agc-cert.com.

Attestation of Global Compliance(Shenzhen)Co., Ltd
Attestation of Global Compliance(Shenzhen)Std & Tech Co., Ltd
Tel: +86-755 2523 4088 E-mail: agc@agc-cert.com Web: http://cn.agc-cert.com/

Test Laboratory: AGC Lab **Date: Jul. 10,2021**
LTE Band 25 Mid-Touch-Left <SIM 1>
DUT: Smartphone; Type: BS-02

Communication System: LTE; Communication System Band: LTE Band 25; Duty Cycle: 1:1;
Frequency: 1882.5 MHz; Medium parameters used: f = 1900 MHz; σ=1.38 mho/m; εr =40.59; ρ= 1000 kg/m³ ;
Phantom section: Left Section
Ambient temperature (℃): 22.1, Liquid temperature (℃): 21.8

DASY Configuration:
• Probe: EX3DV4 – SN:3953; ConvF(8.32, 8.32, 8.32); Calibrated: Jul. 29,2020;
• Sensor-Surface: 3mm (Mechanical Surface Detection), z = 1.0, 31.0
• Electronics: DAE4 SN1398; Calibrated: May 17,2021
• Phantom: SAM (20deg probe tilt) with CRP v5.0; Type: QD000P40CD;
• DASY52 52.8.7(1137); SEMCAD X 14.6.10(7164)

LEFT HEAD/L-C/Area Scan (7x12x1): Measurement grid: dx=15mm, dy=15mm
Maximum value of SAR (measured) = 0.408 W/kg

LEFT HEAD/L-C/Zoom Scan (5x5x7)/Cube 0: Measurement grid: dx=8mm, dy=8mm, dz=5mm
Reference Value = 5.827 V/m; Power Drift = 0.13 dB
Peak SAR (extrapolated) = 0.568 W/kg
SAR(1 g) = 0.354 W/kg; SAR(10 g) = 0.226 W/kg
Maximum value of SAR (measured) = 0.415 W/kg



Any report having not been signed by authorized approver, or having been altered without authorization, or having not been stamped by the "Dedicated Testing/Inspection Stamp" is deemed to be invalid. Copying or excerpting portion of, or altering the content of the report is not permitted without the written authorization of AGC. The test results presented in the report apply only to the tested sample. Any objections to report issued by AGC should be submitted to AGC within 15days after the issuance of the test report. Further enquiry of validity or verification of the test report should be addressed to AGC by agc@agc-cert.com.

Test Laboratory: AGC Lab **Date: Jul. 10,2021**
LTE Band 25 Mid-Body- Back (1 RB#0)
DUT: Smartphone; Type: BS-02

Communication System: LTE; Communication System Band: LTE Band 25; Duty Cycle: 1:1;
Frequency: 1882.5 MHz; Medium parameters used: f = 1900 MHz; σ=1.38 mho/m; εr =40.59; ρ= 1000 kg/m³ ;
Phantom section: Flat Section
Ambient temperature (℃): 22.1, Liquid temperature (℃): 21.8

DASY Configuration:
• Probe: EX3DV4 – SN:3953; ConvF(8.32, 8.32, 8.32); Calibrated: Jul. 29,2020;
• Sensor-Surface: 3mm (Mechanical Surface Detection), z = 1.0, 31.0
• Electronics: DAE4 SN1398; Calibrated: May 17,2021
• Phantom: SAM (20deg probe tilt) with CRP v5.0; Type: QD000P40CD;
• DASY52 52.8.7(1137); SEMCAD X 14.6.10(7164)

BODY/BACK/Area Scan (7x12x1): Measurement grid: dx=15mm, dy=15mm
Maximum value of SAR (measured) = 1.26 W/kg

BODY/BACK/Zoom Scan (5x5x7)/Cube 0: Measurement grid: dx=8mm, dy=8mm, dz=5mm
Reference Value = 24.007 V/m; Power Drift = 0.17 dB
Peak SAR (extrapolated) = 1.94 W/kg
SAR(1 g) = 1.01 W/kg; SAR(10 g) = 0.545 W/kg
Maximum value of SAR (measured) = 1.28 W/kg

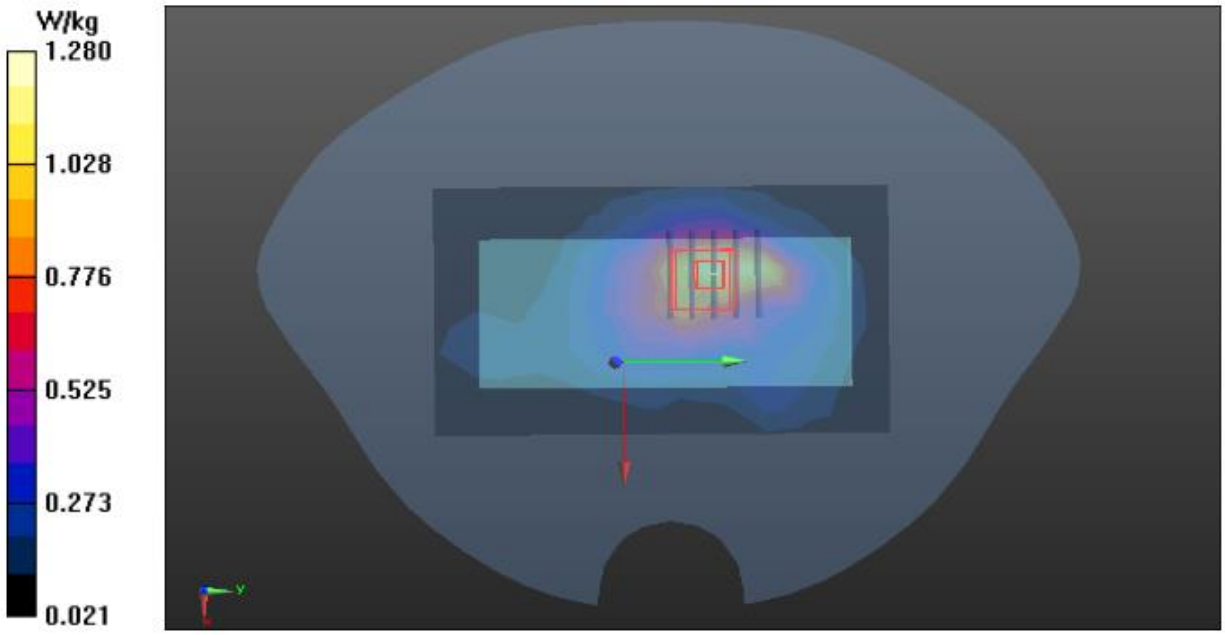

Any report having not been signed by authorized approver, or having been altered without authorization, or having not been stamped by the "Dedicated Testing/Inspection Stamp" is deemed to be invalid. Copying or excerpting portion of, or altering the content of the report is not permitted without the written authorization of AGC. The test results presented in the report apply only to the tested sample. Any objections to report issued by AGC should be submitted to AGC within 15days after the issuance of the test report. Further enquiry of validity or verification of the test report should be addressed to AGC by agc@agc-cert.com.

Attestation of Global Compliance(Shenzhen)Co., Ltd
Attestation of Global Compliance(Shenzhen)Std & Tech Co., Ltd
Tel: +86-755 2523 4088 E-mail: agc@agc-cert.com Web: http://cn.agc-cert.com/

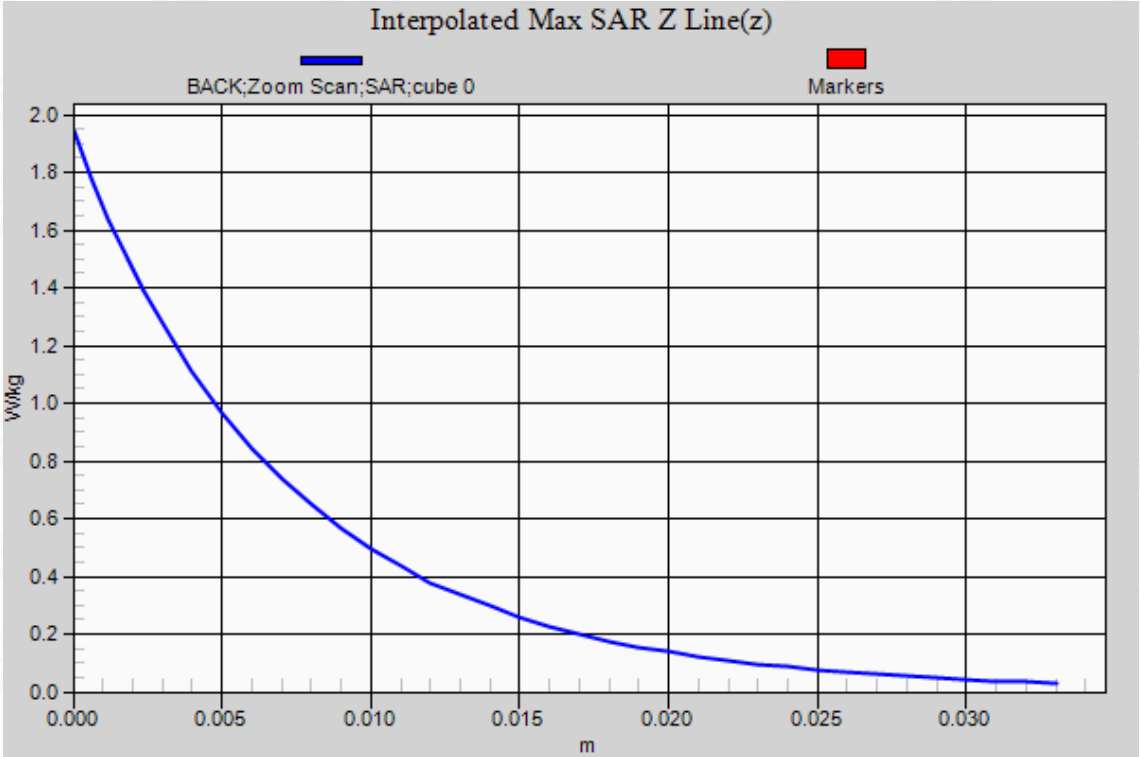

Any report having not been signed by authorized approver, or having been altered without authorization, or having not been stamped by the "Dedicated Testing/Inspection Stamp" is deemed to be invalid. Copying or excerpting portion of, or altering the content of the report is not permitted without the written authorization of AGC. The test results presented in the report apply only to the tested sample. Any objections to report issued by AGC should be submitted to AGC within 15days after the issuance of the test report. Further enquiry of validity or verification of the test report should be addressed to AGC by agc@agc-cert.com.

Test Laboratory: AGC Lab **Date: Jul. 09,2021**
LTE Band 26 Mid-Touch-Right (1 RB#0)
DUT: Smartphone; Type: BS-02

Communication System: LTE; Communication System Band: LTE Band 26; Duty Cycle:1:1;
Frequency: 831.5 MHz; Medium parameters used: f = 835 MHz; σ=0.83 mho/m; εr =44.38; ρ= 1000 kg/m³ ;
Phantom section: Right Section
Ambient temperature (℃): 21.8, Liquid temperature (℃): 21.6

DASY Configuration:
• Probe: EX3DV4 – SN:3953; ConvF(10.13, 10.13, 10.13); Calibrated: Jul. 29,2020;
• Sensor-Surface: 1.4mm (Mechanical Surface Detection), z = 1.0, 31.0
• Electronics: DAE4 SN1398; Calibrated: May 17,2021
• Phantom: SAM (20deg probe tilt) with CRP v5.0; Type: QD000P40CD;
• DASY52 52.8.7(1137); SEMCAD X 14.6.10(7164)

RIGHT HEAD/R-C/Area Scan (7x12x1): Measurement grid: dx=15mm, dy=15mm
Maximum value of SAR (measured) = 0.362 W/kg

RIGHT HEAD/R-C/Zoom Scan (5x5x7)/Cube 0: Measurement grid: dx=8mm, dy=8mm, dz=5mm
Reference Value = 6.894 V/m; Power Drift = 0.13 dB
Peak SAR (extrapolated) = 0.409 W/kg
SAR(1 g) = 0.337 W/kg; SAR(10 g) = 0.254 W/kg
Maximum value of SAR (measured) = 0.368 W/kg

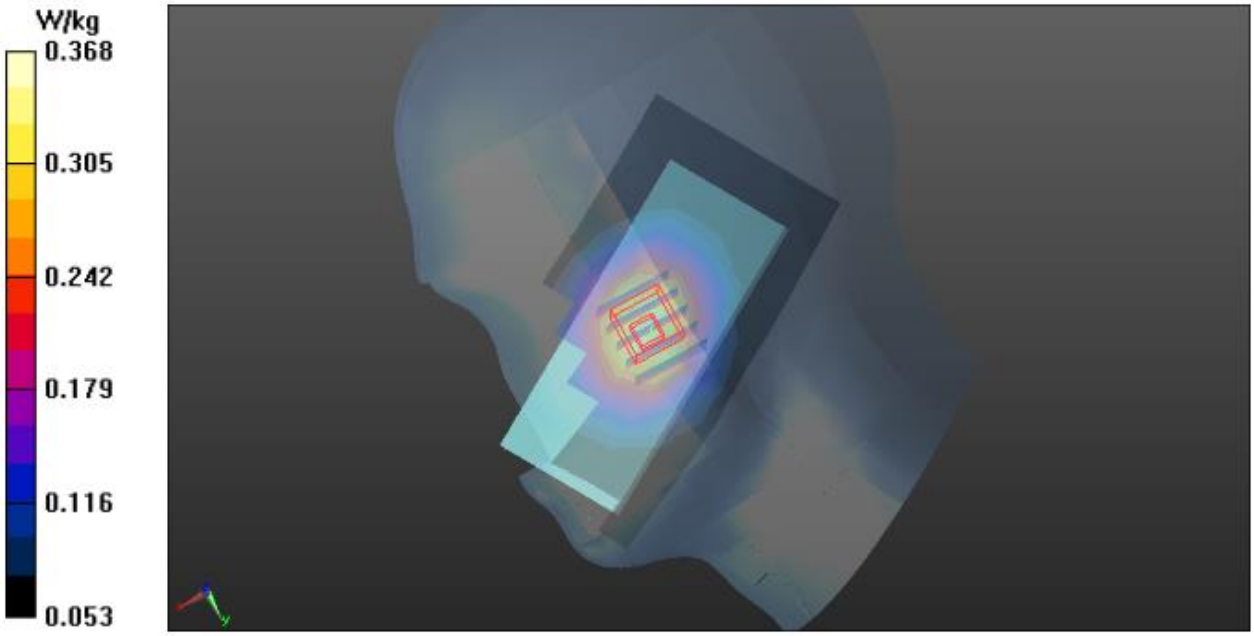

Any report having not been signed by authorized approver, or having been altered without authorization, or having not been stamped by the "Dedicated Testing/Inspection Stamp" is deemed to be invalid. Copying or excerpting portion of, or altering the content of the report is not permitted without the written authorization of AGC. The test results presented in the report apply only to the tested sample. Any objections to report issued by AGC should be submitted to AGC within 15days after the issuance of the test report. Further enquiry of validity or verification of the test report should be addressed to AGC by agc@agc-cert.com.

Attestation of Global Compliance(Shenzhen)Co., Ltd
Attestation of Global Compliance(Shenzhen)Std & Tech Co., Ltd
Tel: +86-755 2523 4088 E-mail: agc@agc-cert.com Web: http://cn.agc-cert.com/

Test Laboratory: AGC Lab **Date: Jul. 09,2021**
LTE Band 26 Mid-Body-Back (1 RB#0)
DUT: Smartphone; Type: BS-02

Communication System: LTE; Communication System Band: LTE Band 26; Duty Cycle:1:1;
Frequency: 821.5 MHz; Medium parameters used: f = 835 MHz; σ=0.83 mho/m; εr =44.38; ρ= 1000 kg/m³ ;
Phantom section: Flat Section
Ambient temperature (℃): 21.8, Liquid temperature (℃): 21.6

DASY Configuration:
• Probe: EX3DV4 – SN:3953; ConvF(10.13, 10.13, 10.13); Calibrated: Jul. 29,2020;
• Sensor-Surface: 1.4mm (Mechanical Surface Detection), z = 1.0, 31.0
• Electronics: DAE4 SN1398; Calibrated: May 17,2021
• Phantom: SAM (20deg probe tilt) with CRP v5.0; Type: QD000P40CD;
• DASY52 52.8.7(1137); SEMCAD X 14.6.10(7164)

BODY/BACK/Area Scan (7x12x1): Measurement grid: dx=15mm, dy=15mm
Maximum value of SAR (measured) = 0.383 W/kg

BODY/BACK/Zoom Scan (5x5x7)/Cube 0: Measurement grid: dx=8mm, dy=8mm, dz=5mm
Reference Value = 20.552 V/m; Power Drift = -0.05 dB
Peak SAR (extrapolated) = 0.455 W/kg
SAR(1 g) = 0.359 W/kg; SAR(10 g) = 0.264 W/kg
Maximum value of SAR (measured) = 0.397 W/kg

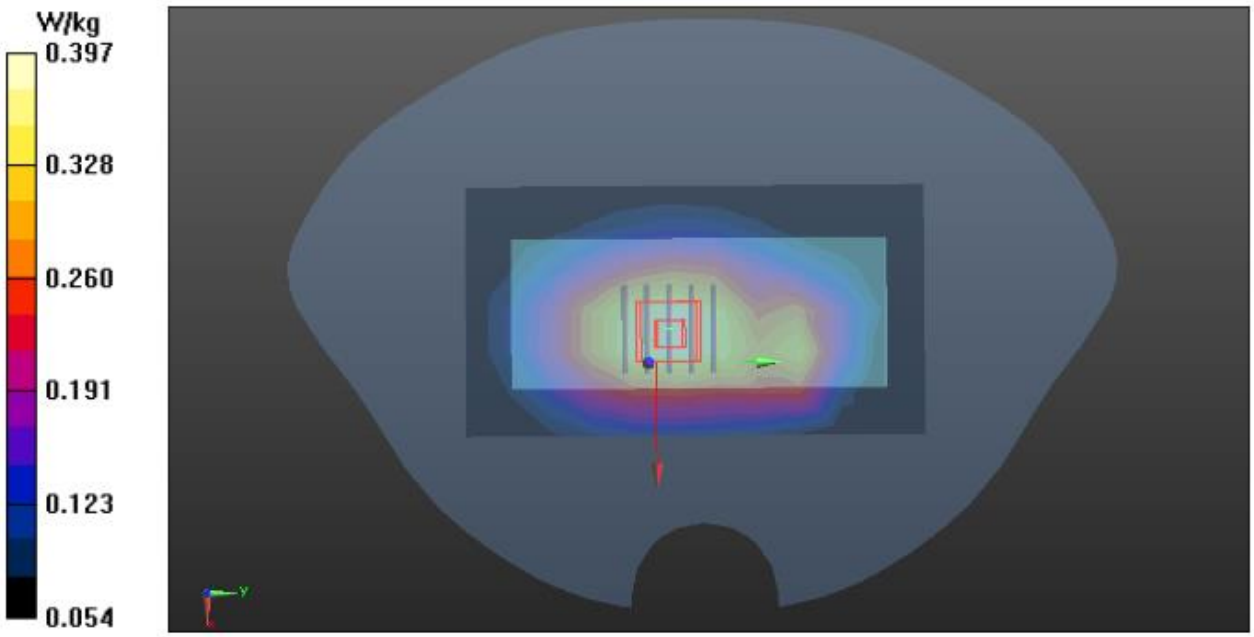

Any report having not been signed by authorized approver, or having been altered without authorization, or having not been stamped by the "Dedicated Testing/Inspection Stamp" is deemed to be invalid. Copying or excerpting portion of, or altering the content of the report is not permitted without the written authorization of AGC. The test results presented in the report apply only to the tested sample. Any objections to report issued by AGC should be submitted to AGC within 15days after the issuance of the test report. Further enquiry of validity or verification of the test report should be addressed to AGC by agc@agc-cert.com.

Attestation of Global Compliance(Shenzhen)Co., Ltd
Attestation of Global Compliance(Shenzhen)Std & Tech Co., Ltd
Tel: +86-755 2523 4088 E-mail: agc@agc-cert.com Web: http://cn.agc-cert.com/

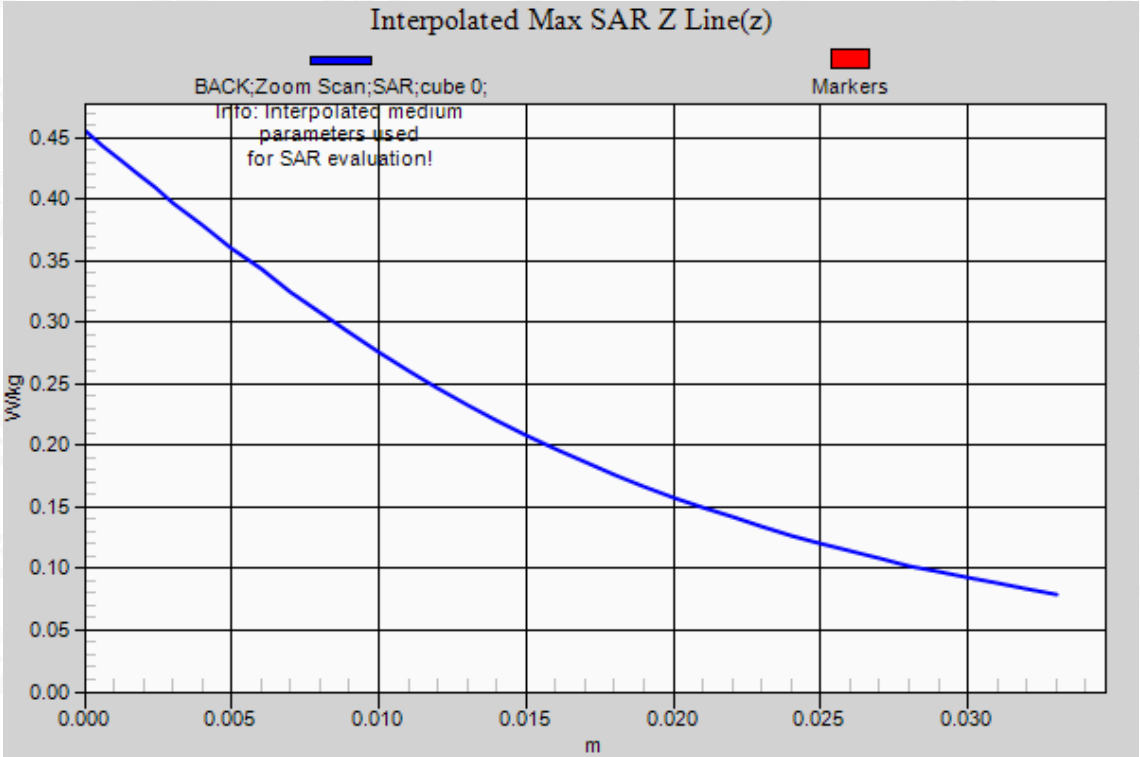

Any report having not been signed by authorized approver, or having been altered without authorization, or having not been stamped by the "Dedicated Testing/Inspection Stamp" is deemed to be invalid. Copying or excerpting portion of, or altering the content of the report is not permitted without the written authorization of AGC. The test results presented in the report apply only to the tested sample. Any objections to report issued by AGC should be submitted to AGC within 15days after the issuance of the test report. Further enquiry of validity or verification of the test report should be addressed to AGC by agc@agc-cert.com.

Test Laboratory: AGC Lab **Date: Jul. 19,2021**
LTE Band 38 Mid-Touch-Left (1RB#0)
DUT: Smartphone; Type: BS-02

Communication System: LTE; Communication System Band: LTE Band 38; Duty Cycle:1:1.58;
Frequency: 2595MHz; Medium parameters used: f =2600 MHz; σ=1.90 mho/m; εr =39.26; ρ= 1000 kg/m³ ;
Phantom section: Left Section
Ambient temperature (℃): 21.8, Liquid temperature (℃): 21.6

DASY Configuration:
• Probe: EX3DV4 – SN:3953; ConvF(7.45, 7.45, 7.45); Calibrated: Jul. 29,2020;
• Sensor-Surface: 1.4mm (Mechanical Surface Detection), z = 1.0, 31.0
• Electronics: DAE4 SN1398; Calibrated: May 17,2021
• Phantom: SAM (20deg probe tilt) with CRP v5.0; Type: QD000P40CD;
• DASY52 52.8.7(1137); SEMCAD X 14.6.10(7164)

LEFT HEAD/L-C/Area Scan (7x12x1): Measurement grid: dx=15mm, dy=15mm
Maximum value of SAR (measured) = 0.424 W/kg

LEFT HEAD/L-C/Zoom Scan (7x7x7)/Cube 0: Measurement grid: dx=5mm, dy=5mm, dz=5mm
Reference Value = 3.795 V/m; Power Drift = 0.17 dB
Peak SAR (extrapolated) = 0.707 W/kg
SAR(1 g) = 0.364 W/kg; SAR(10 g) = 0.193 W/kg
Maximum value of SAR (measured) = 0.453 W/kg



Any report having not been signed by authorized approver, or having been altered without authorization, or having not been stamped by the "Dedicated Testing/Inspection Stamp" is deemed to be invalid. Copying or excerpting portion of, or altering the content of the report is not permitted without the written authorization of AGC. The test results presented in the report apply only to the tested sample. Any objections to report issued by AGC should be submitted to AGC within 15days after the issuance of the test report. Further enquiry of validity or verification of the test report should be addressed to AGC by agc@agc-cert.com.

Test Laboratory: AGC Lab **Date: Jul. 19,2021**
LTE Band 38 High-Body-Back (1RB#0)
DUT: Smartphone; Type: BS-02

Communication System: LTE; Communication System Band: LTE Band 38; Duty Cycle:1:1.58;
Frequency: 2610MHz; Medium parameters used: f =2600 MHz; σ=1.95 mho/m; εr =37.68; ρ= 1000 kg/m³ ;
Phantom section: Flat Section
Ambient temperature (℃): 21.8, Liquid temperature (℃): 21.6

DASY Configuration:
• Probe: EX3DV4 – SN:3953; ConvF(7.45, 7.45, 7.45); Calibrated: Jul. 29,2020;
• Sensor-Surface: 1.4mm (Mechanical Surface Detection), z = 1.0, 31.0
• Electronics: DAE4 SN1398; Calibrated: May 17,2021
• Phantom: SAM (20deg probe tilt) with CRP v5.0; Type: QD000P40CD;
• DASY52 52.8.7(1137); SEMCAD X 14.6.10(7164)

BODY/BACK-H/Area Scan (7x12x1): Measurement grid: dx=15mm, dy=15mm
Maximum value of SAR (measured) = 1.07 W/kg

BODY/BACK-H/Zoom Scan (7x7x7)/Cube 0: Measurement grid: dx=8mm, dy=8mm, dz=5mm
Reference Value = 15.103 V/m; Power Drift = 0.13 dB
Peak SAR (extrapolated) = 1.82 W/kg
SAR(1 g) = 0.835 W/kg; SAR(10 g) = 0.401 W/kg
Maximum value of SAR (measured) = 1.09 W/kg

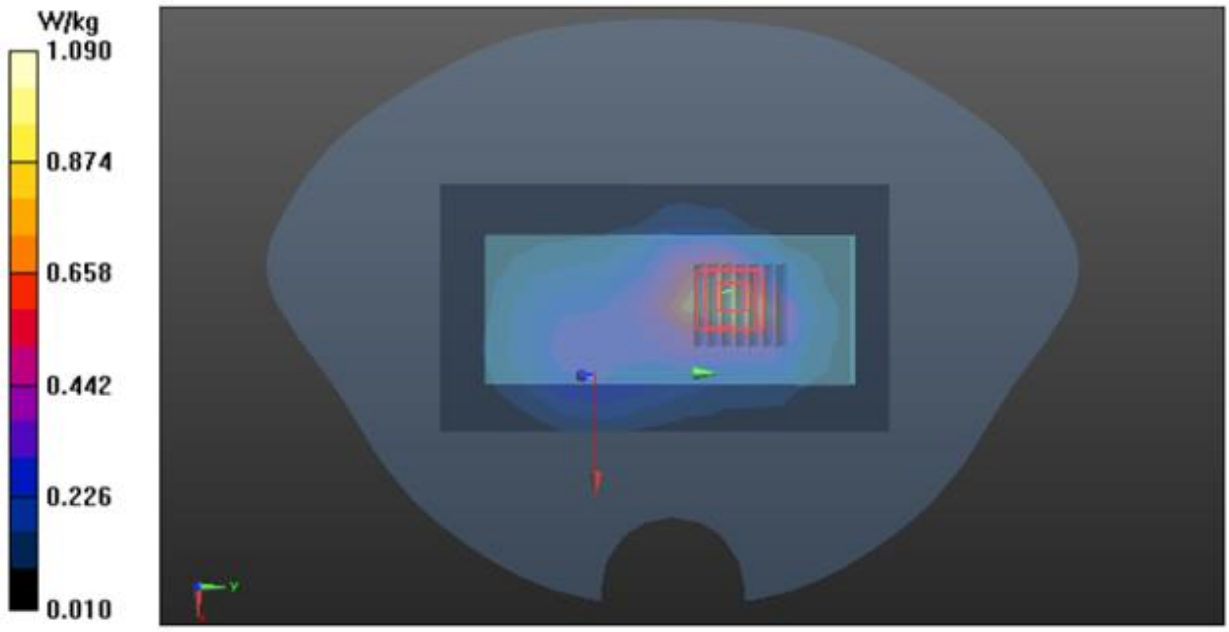

Any report having not been signed by authorized approver, or having been altered without authorization, or having not been stamped by the "Dedicated Testing/Inspection Stamp" is deemed to be invalid. Copying or excerpting portion of, or altering the content of the report is not permitted without the written authorization of AGC. The test results presented in the report apply only to the tested sample. Any objections to report issued by AGC should be submitted to AGC within 15days after the issuance of the test report. Further enquiry of validity or verification of the test report should be addressed to AGC by agc@agc-cert.com.

Attestation of Global Compliance(Shenzhen)Co., Ltd
Attestation of Global Compliance(Shenzhen)Std & Tech Co., Ltd
Tel: +86-755 2523 4088 E-mail: agc@agc-cert.com Web: http://cn.agc-cert.com/

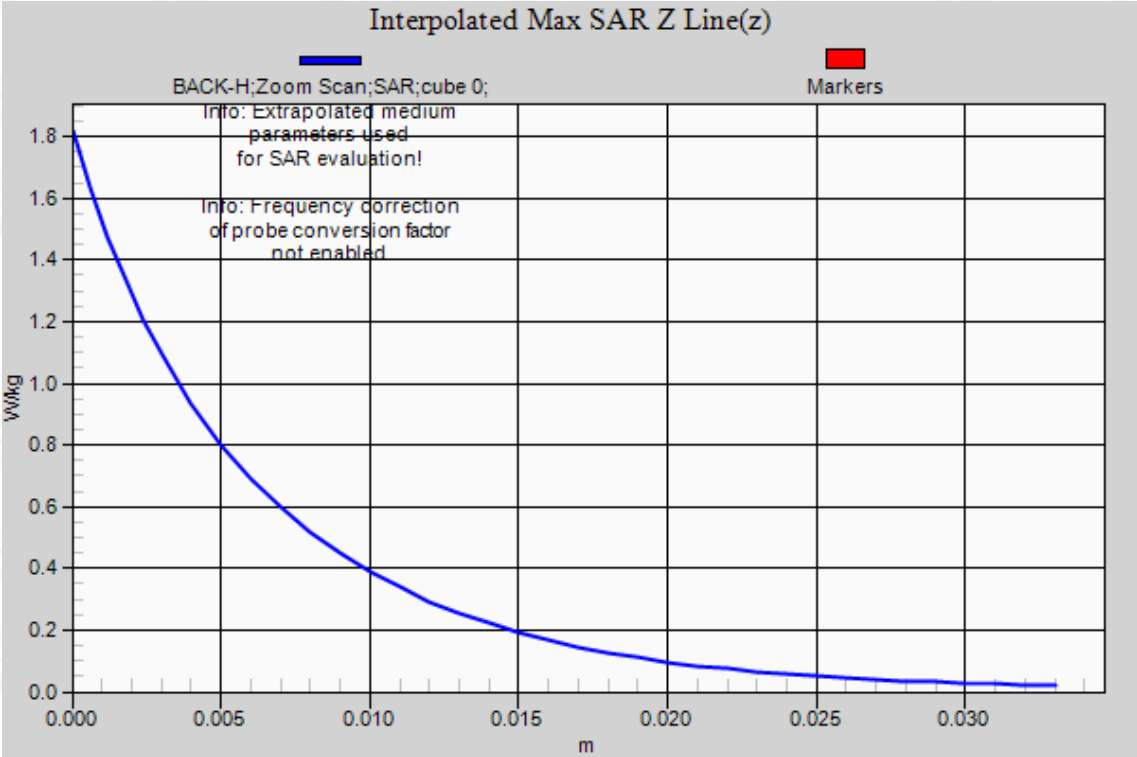

Any report having not been signed by authorized approver, or having been altered without authorization, or having not been stamped by the "Dedicated Testing/Inspection Stamp" is deemed to be invalid. Copying or excerpting portion of, or altering the content of the report is not permitted without the written authorization of AGC. The test results presented in the report apply only to the tested sample. Any objections to report issued by AGC should be submitted to AGC within 15days after the issuance of the test report. Further enquiry of validity or verification of the test report should be addressed to AGC by agc@agc-cert.com.