User Guide

FlashTrak®

BLink Mobile App

DeltaTrak®

Definition of Terms

- **BLE – Bluetooth Low Energy:** A type of Bluetooth technology designed for low power consumption. It's used for devices that need to run on batteries for a long period of time
- **MAC ID:** MAC (Media Access Control) ID of the BLE logger. This number is located on the back of the device with a QR code.
- **Trip Number:** dentification number of the BLE Logger found in FlashTrak and located on the front of the device. The shipper adds this number to the Bill of Lading for traceability and to associate the BLE logger to a specific load/trip.
- **Signal Strength:** Determines how far away a BLE Logger is to the mobile device. The closer to zero, the stronger the signal. For example, -30 dBm is a much stronger signal than -80 dBm.
- **Fetched:** Data points pulled from the BLE logger to display on the graph.
- **Uploaded:** Data points uploaded to the cloud service site (requires internet connection)

Trip Number

Download the App

Installation

- The Mobile App will be provided via link to download as an APK file, which is the installation file.
- Once downloaded, if the installation process did not start, find the APK file on your android phone and tap to install.
- After installation the mobile icon will show in the app library.
- If prompted that installation is blocked, follow these instructions to allow installation from unknown sources.
  1. Go to Settings
  2. Tap on Security (or Security & Privacy)
  3. Under "App Installation", enable "Allow from this source" or "Install unknown apps"
  4. Select your preferred browser (e.g. Chrome) and toggle on "Allow from this source"

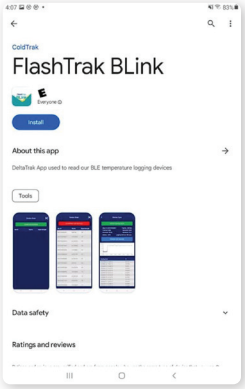

Scan QR Code for Google Play Store App

Technical Recommendations

Android 8+, a mobile phone with Bluetooth 4.0/5.0 support is required. Cellular or Wi-Fi network is advised when using this app to retrieve and send logger information to the cloud.

BLE Logger Scan

Position yourself near the area where the BLE Logger is likely located. Open the app on your mobile device and click the **Scan for Devices** Button.

The button will turn red while the app is scanning for the logger. Any BLE loggers found in distance of the mobile device will be listed by Mac ID, Trip Number, and automatically sorted by signal strength.

Scan for Devices button

Sorted by signal strength

BLE Logger Connection

Once the selected logger has been found by the device scan, click on the row where it appears. The app will now fetch and upload the BLE Logger data to the FlashTrak cloud.

If an error pop up message appears please check that the mobile device is connected to the internet via Cellular or Wi-Fi. You can verify this in your mobile device's Settings menu. Click OK to continue viewing the device temperature data.

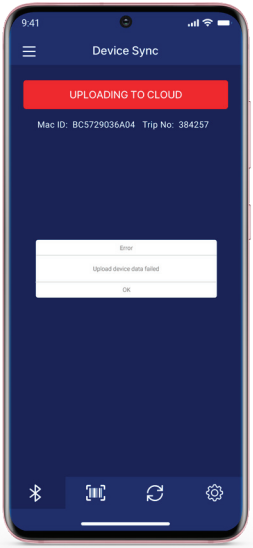

When the device sync is complete, the screen will show the data from the BLE logger. The temperature data will be displayed as a graph and table data is seen using scroll view.

Information about the logger is also displayed, including:

- Mac ID
- Trip Number
- Firmware version
- Hardware
- Battery Percentage
- Logging Interval
- Fetched data points
- Uploaded data points

The BLE Logger can also be powered off using the app. This is recommended if you are scanning multiple loggers and want to narrow down the results on the Device Scan page.

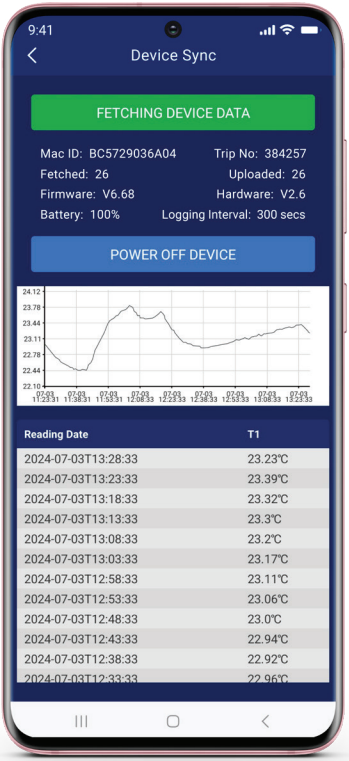

BLE loggers can be synced multiple times to upload more data points. During each sync, only the new data points collected since the last sync will be uploaded to the cloud.

Troubleshooting Tips

Cannot Connect BLE Logger

Restart App: Fully close the FlashTrak BLink App and reopen.

Restart Bluetooth: Turn Bluetooth off and then back on again on your mobile device.

Ensure Logger is On: Make sure the device you are trying to connect to is powered on and within range of the mobile device running the BLE App. Press the start button on the logger, if a green LED flashes the logger is on.

Move Closer: Bring your mobile device closer to the logger, as distance and physical obstructions can affect the connection.

Reduce Interference: Ensure there are no significant physical barriers (walls, furniture, etc.) between your mobile device and the targeted logger.

Contact Tech Support

Phone: 800-390-0804 (USA &Canada) +1 619 596 483
Email: dtcloudservices@deltatrak.com or techsupport@deltatrak.com

©2024 DeltaTrak, Inc.

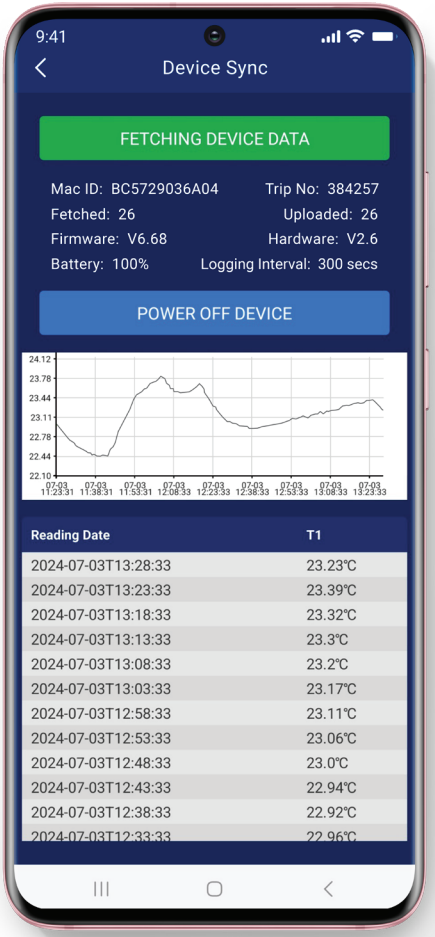

1. This device complies with part 15 of the FCC Rules. Operation is subject to the following two conditions:
   a. This device may not cause harmful interference.
   b. This device must accept any interference received, including interference that may cause undesired operation.
2. Any changes or modifications not expressly approved by the party responsible for compliance could void the user's authority to operate equipment.

Note:

This equipment has been tested and found to comply with the limits for a Class B digital device, pursuant to Part 15 of the FCC Rules. These limits are designed to provide reasonable protection against harmful interference in a residential installation. This equipment generates, uses, and can radiate radio frequency energy and, if not installed and used in accordance with the instructions, may cause harmful interference to radio communications.

However, there is no guarantee that interference will not occur in a particular installation. If this equipment does cause harmful interference to radio or television reception, which can be determined by turning the equipment off and on, the user is encouraged to try to correct the interference by one or more of the following measures:

1. Reorient or relocate the receiving antenna.
2. Increase the separation between the equipment and the receiver.
3. Connect the equipment into an outlet on a circuit different from that to which the receiver is connected.
4. Consult the dealer or an experienced radio/TV technician for help.

RF warning statement:
The device has been evaluated to meet general RF exposure requirements. The device can be used in portable exposure conditions without restriction.

DeltaTrak Corporate

P.O. Box 398 Pleasanton CA 94566
(925) 249-2250 (800) 962-6776
www.deltatrak.com

DTI Mexico International

Guadalajara, Mexico
+52-33-3188-3161 / 36712190
www.deltatrakmexico.com

DTI South America SA

Santiago, Chile
+562 2758 2866 +569 7477 1061
www.deltatraksouthamerica.com

DTI China Limited

Shenzhen China
+86-755-8442-9388/2837-2741
2837-2664 | 8923-2778
www.deltatrakchina.com.cn

DTI Europe bvba

Antwerp Belgium
+32 (0) 3-455-61-25
www.deltatrakeurope.be

DTI Japan Limited

Osaka, Japan
+81-6-6616-5900
www.dtijapan.co.jp

DTI South Pacific

Auckland, New Zealand
+64 21 880 133
www.deltatraksouthpacific.com

DTI South Africa

Western Cape, South Africa
+27 79 519 5047
www.deltatrak.so.za