Plot 1#: GSM 850_Head Left Cheek_Mid

DUT: Smart phone; Type: Power 7; Serial: SZNS220411-13280E-SA-S1

Communication System: UID 0, Generic GSM (0); Frequency: 836.6 MHz;Duty Cycle: 1:8
Medium parameters used (interpolated): f = 836.6 MHz; σ = 0.924 S/m; ε_r = 41.749; ρ = 1000 kg/m^3
Phantom section: Left Section

DASY5 Configuration:

- Probe: EX3DV4- SN3619; ConvF(8.5, 8.5, 8.5); Calibrated: 2021/08/25
- Sensor-Surface: 4mm (Mechanical Surface Detection)
- Electronics: DAE4 Sn1211; Calibrated: 2022/03/01
- Phantom: Twin SAM; Type: QD000P40CD; Serial: TP:1744
- Measurement SW: DASY52, Version 52.10 (4); SEMCAD X Version 14.6.14 (7501)

Head Left Cheek/GSM 850 Mid/Area Scan (71x81x1): Interpolated grid: dx=1.500 mm, dy=1.500 mm
Maximum value of SAR (interpolated) = 0.114 W/kg

Head Left Cheek/GSM 850 Mid/Zoom Scan (5x5x7)/Cube 0: Measurement grid: dx=8mm, dy=8mm, dz=5mm
Reference Value = 4.400 V/m; Power Drift = -0.04 dB
Peak SAR (extrapolated) = 0.120 W/kg
SAR(1 g) = 0.108 W/kg; SAR(10 g) = 0.088 W/kg
Maximum value of SAR (measured) = 0.111 W/kg

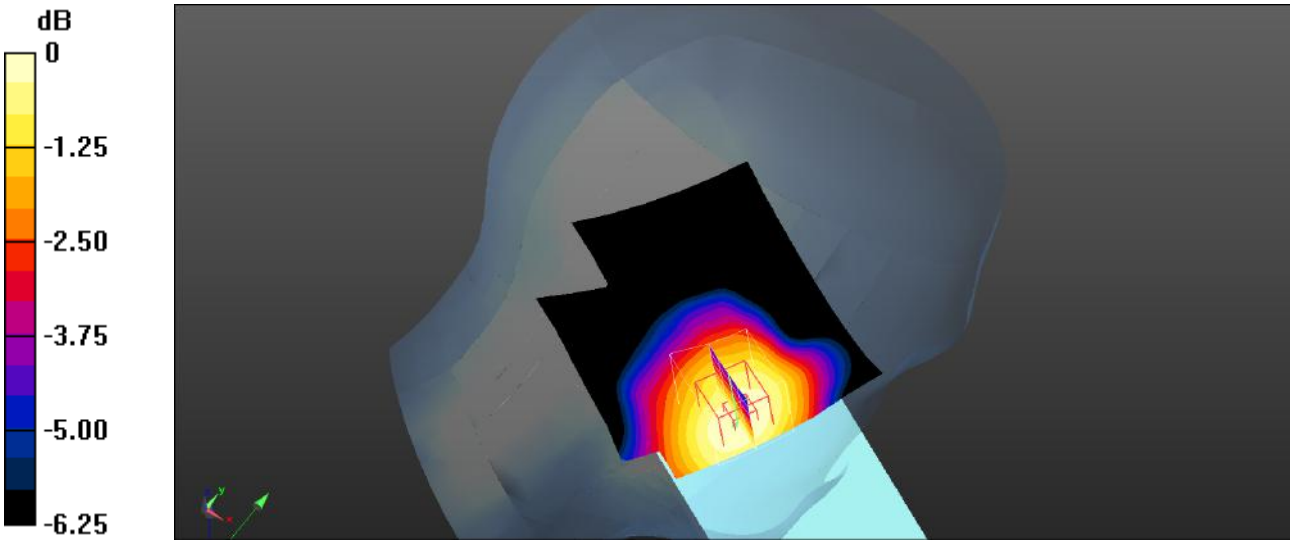

0 dB = 0.111 W/kg = -9.55 dBW/kg

Plot 2#: GSM 850_Head Left Tilt_Mid

DUT: Smart phone; Type: Power 7; Serial: SZNS220411-13280E-SA-S1

Communication System: UID 0, Generic GSM (0); Frequency: 836.6 MHz;Duty Cycle: 1:8
Medium parameters used (interpolated): f = 836.6 MHz; σ = 0.924 S/m; ε_r = 41.749; ρ = 1000 kg/m^3
Phantom section: Left Section

DASY5 Configuration:

- Probe: EX3DV4- SN3619; ConvF(8.5, 8.5, 8.5); Calibrated: 2021/08/25
- Sensor-Surface: 4mm (Mechanical Surface Detection)
- Electronics: DAE4 Sn1211; Calibrated: 2022/03/01
- Phantom: Twin SAM; Type: QD000P40CD; Serial: TP:1744
- Measurement SW: DASY52, Version 52.10 (4); SEMCAD X Version 14.6.14 (7501)

Head Left Tilt/GSM 850 Mid/Area Scan (71x81x1): Interpolated grid: dx=1.500 mm, dy=1.500 mm
Maximum value of SAR (interpolated) = 0.0757 W/kg

Head Left Tilt/GSM 850 Mid/Zoom Scan (5x5x7)/Cube 0: Measurement grid: dx=8mm, dy=8mm, dz=5mm
Reference Value = 6.041 V/m; Power Drift = -0.08 dB
Peak SAR (extrapolated) = 0.0890 W/kg
SAR(1 g) = 0.074 W/kg; SAR(10 g) = 0.060 W/kg
Maximum value of SAR (measured) = 0.0763 W/kg



0 dB = 0.0763 W/kg = -11.17 dBW/kg

Plot 3#: GSM 850_Head Right Cheek_Mid

DUT: Smart phone; Type: Power 7; Serial: SZNS220411-13280E-SA-S1

Communication System: UID 0, Generic GSM (0); Frequency: 836.6 MHz;Duty Cycle: 1:8
Medium parameters used (interpolated): f = 836.6 MHz; σ = 0.924 S/m; ε_r = 41.749; ρ = 1000 kg/m^3
Phantom section: Right Section

DASY5 Configuration:

- Probe: EX3DV4- SN3619; ConvF(8.5, 8.5, 8.5); Calibrated: 2021/08/25
- Sensor-Surface: 4mm (Mechanical Surface Detection)
- Electronics: DAE4 Sn1211; Calibrated: 2022/03/01
- Phantom: Twin SAM; Type: QD000P40CD; Serial: TP:1744
- Measurement SW: DASY52, Version 52.10 (4); SEMCAD X Version 14.6.14 (7501)

Head Right Cheek/GSM 850 Mid/Area Scan (61x81x1): Interpolated grid: dx=1.500 mm, dy=1.500 mm
Maximum value of SAR (interpolated) = 0.125 W/kg

Head Right Cheek/GSM 850 Mid/Zoom Scan (5x5x7)/Cube 0: Measurement grid: dx=8mm, dy=8mm, dz=5mm
Reference Value = 5.918 V/m; Power Drift = -0.01 dB
Peak SAR (extrapolated) = 0.220 W/kg
SAR(1 g) = 0.119 W/kg; SAR(10 g) = 0.096 W/kg
Maximum value of SAR (measured) = 0.220 W/kg

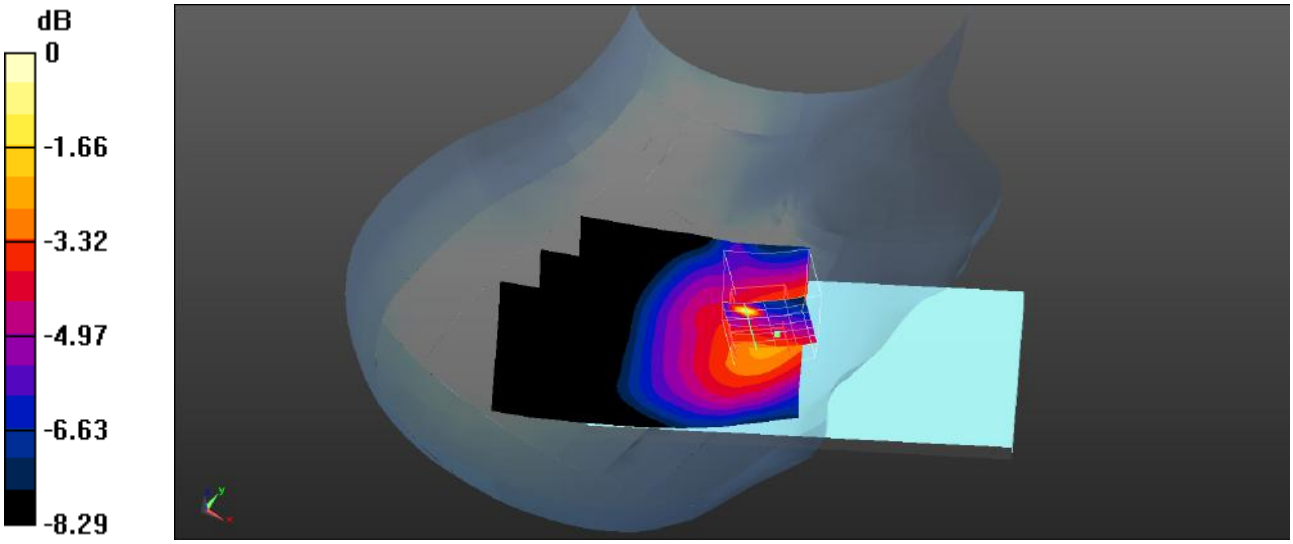

0 dB = 0.220 W/kg = -6.58 dBW/kg

Plot 4#: GSM 850_Head Right Tilt_Mid

DUT: Smart phone; Type: Power 7; Serial: SZNS220411-13280E-SA-S1

Communication System: UID 0, Generic GSM (0); Frequency: 836.6 MHz;Duty Cycle: 1:8
Medium parameters used (interpolated): f = 836.6 MHz; σ = 0.924 S/m; ε_r = 41.749; ρ = 1000 kg/m^3
Phantom section: Right Section

DASY5 Configuration:

- Probe: EX3DV4- SN3619; ConvF(8.5, 8.5, 8.5); Calibrated: 2021/08/25
- Sensor-Surface: 4mm (Mechanical Surface Detection)
- Electronics: DAE4 Sn1211; Calibrated: 2022/03/01
- Phantom: Twin SAM; Type: QD000P40CD; Serial: TP:1744
- Measurement SW: DASY52, Version 52.10 (4); SEMCAD X Version 14.6.14 (7501)

Head Right Tilt/GSM 850 Mid/Area Scan (71x91x1): Interpolated grid: dx=1.500 mm, dy=1.500 mm
Maximum value of SAR (interpolated) = 0.0759 W/kg

Head Right Tilt/GSM 850 Mid/Zoom Scan (5x5x7)/Cube 0: Measurement grid: dx=8mm, dy=8mm, dz=5mm
Reference Value = 6.204 V/m; Power Drift = -0.10 dB
Peak SAR (extrapolated) = 0.0910 W/kg
SAR(1 g) = 0.072 W/kg; SAR(10 g) = 0.061 W/kg
Maximum value of SAR (measured) = 0.0812 W/kg

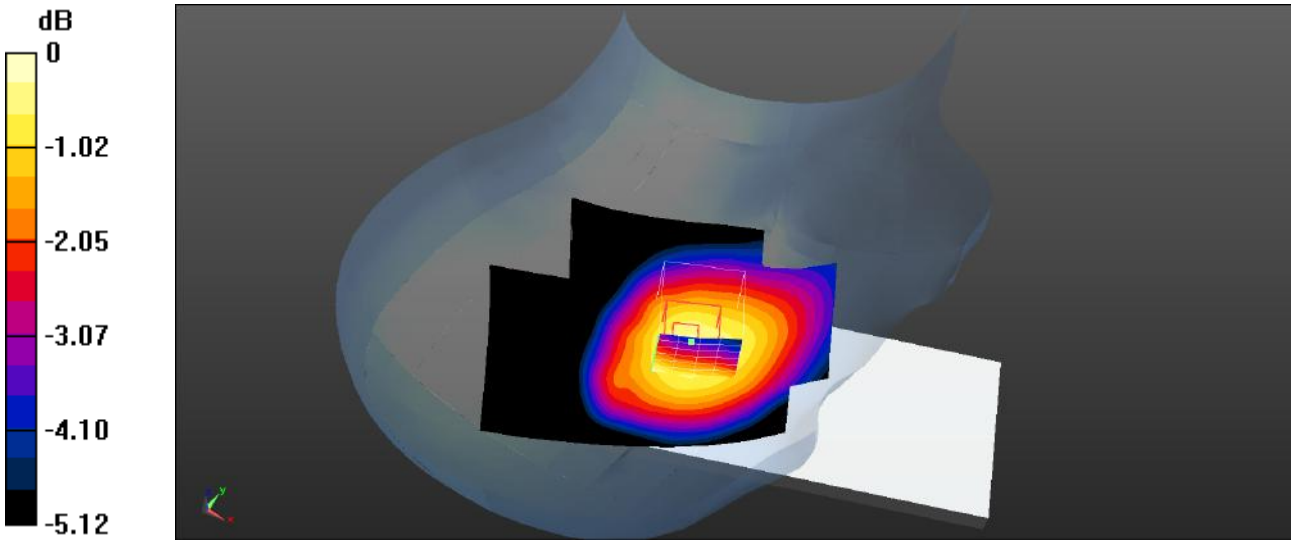

0 dB = 0.0812 W/kg = -10.90 dBW/kg

Plot 5#: GSM 850_Body Worn Back_Mid

DUT: Smart phone; Type: Power 7; Serial: SZNS220411-13280E-SA-S1

Communication System: UID 0, Generic GSM (0); Frequency: 836.6 MHz;Duty Cycle: 1:8
Medium parameters used (interpolated): f = 836.6 MHz; σ = 0.924 S/m; ε_r = 41.749; ρ = 1000 kg/m^3
Phantom section: Flat Section

DASY5 Configuration:

- Probe: EX3DV4- SN3619; ConvF(8.5, 8.5, 8.5); Calibrated: 2021/08/25
- Sensor-Surface: 4mm (Mechanical Surface Detection)
- Electronics: DAE4 Sn1211; Calibrated: 2022/03/01
- Phantom: Twin SAM; Type: QD000P40CD; Serial: TP:1744
- Measurement SW: DASY52, Version 52.10 (4); SEMCAD X Version 14.6.14 (7501)

Body Worn Back/GSM 850 Mid/Area Scan (71x91x1): Interpolated grid: dx=1.500 mm, dy=1.500 mm
Maximum value of SAR (interpolated) = 0.224 W/kg

Body Worn Back/GSM 850 Mid/Zoom Scan (5x5x7)/Cube 0: Measurement grid: dx=8mm, dy=8mm, dz=5mm
Reference Value = 14.24 V/m; Power Drift = -0.07 dB
Peak SAR (extrapolated) = 0.236 W/kg
SAR(1 g) = 0.213 W/kg; SAR(10 g) = 0.182 W/kg
Maximum value of SAR (measured) = 0.217 W/kg

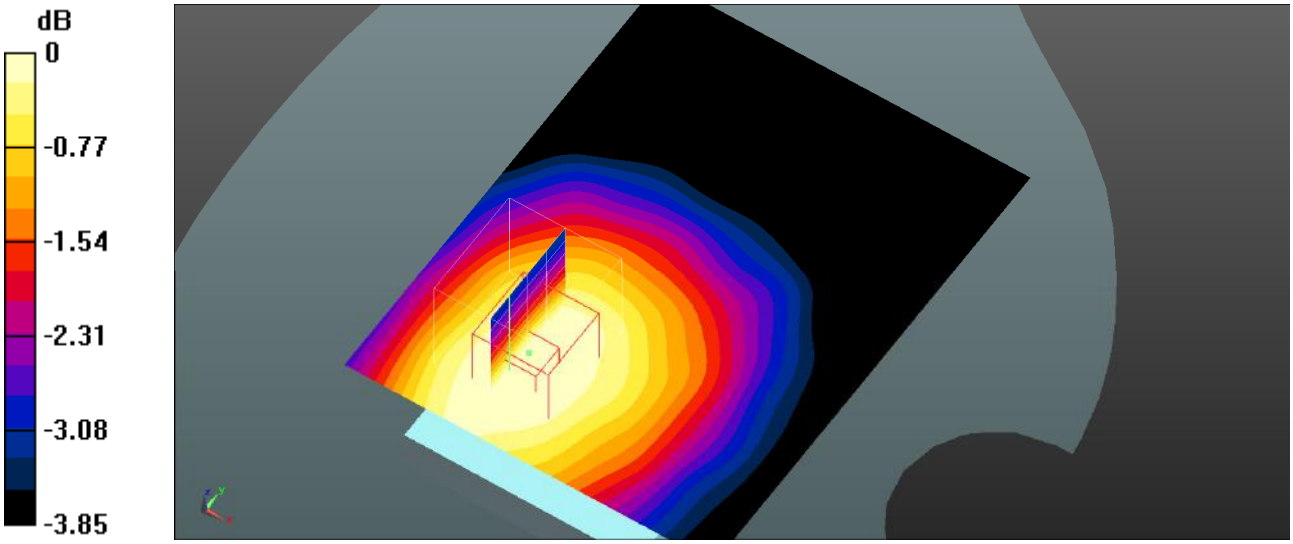

0 dB = 0.217 W/kg = -6.64 dBW/kg

Plot 6#: GSM 850_Body Front_Mid

DUT: Smart phone; Type: Power 7; Serial: SZNS220411-13280E-SA-S1

Communication System: UID 0, Generic GPRS-3 slots (0); Frequency: 836.6 MHz;Duty Cycle: 1:2.7
Medium parameters used (interpolated): f = 836.6 MHz; σ = 0.924 S/m; ε_r = 41.839; ρ = 1000 kg/m^3
Phantom section: Flat Section

DASY5 Configuration:

- Probe: EX3DV4- SN3619; ConvF(8.5, 8.5, 8.5); Calibrated: 2021/08/25
- Sensor-Surface: 4mm (Mechanical Surface Detection)
- Electronics: DAE4 Sn1211; Calibrated: 2022/03/01
- Phantom: Twin SAM; Type: QD000P40CD; Serial: TP:1744
- Measurement SW: DASY52, Version 52.10 (4); SEMCAD X Version 14.6.14 (7501)

Body Front/GSM 850 Mid/Area Scan (71x91x1): Interpolated grid: dx=1.500 mm, dy=1.500 mm
Maximum value of SAR (interpolated) = 0.139 W/kg

Body Front/GSM 850 Mid/Zoom Scan (5x5x7)/Cube 0: Measurement grid: dx=8mm, dy=8mm, dz=5mm
Reference Value = 11.55 V/m; Power Drift = -0.04 dB
Peak SAR (extrapolated) = 0.150 W/kg
SAR(1 g) = 0.136 W/kg; SAR(10 g) = 0.119 W/kg
Maximum value of SAR (measured) = 0.138 W/kg

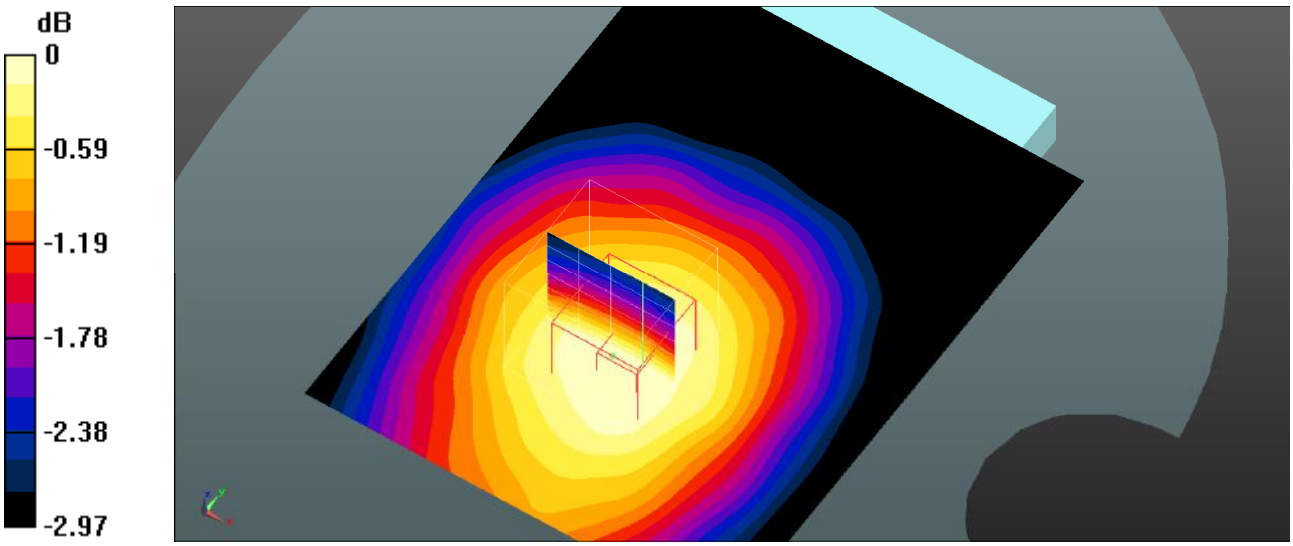

0 dB = 0.138 W/kg = -8.60 dBW/kg

Plot 7#: GSM 850_Body Back_Mid

DUT: Smart phone; Type: Power 7; Serial: SZNS220411-13280E-SA-S1

Communication System: UID 0, Generic GPRS-3 slots (0); Frequency: 836.6 MHz;Duty Cycle: 1:2.7
Medium parameters used (interpolated): f = 836.6 MHz; σ = 0.924 S/m; ε_r = 41.839; ρ = 1000 kg/m^3
Phantom section: Flat Section

DASY5 Configuration:

- Probe: EX3DV4- SN3619; ConvF(8.5, 8.5, 8.5); Calibrated: 2021/08/25
- Sensor-Surface: 4mm (Mechanical Surface Detection)
- Electronics: DAE4 Sn1211; Calibrated: 2022/03/01
- Phantom: Twin SAM; Type: QD000P40CD; Serial: TP:1744
- Measurement SW: DASY52, Version 52.10 (4); SEMCAD X Version 14.6.14 (7501)

Body Back/GSM 850 Mid/Area Scan (71x91x1): Interpolated grid: dx=1.500 mm, dy=1.500 mm
Maximum value of SAR (interpolated) = 0.188 W/kg

Body Back/GSM 850 Mid/Zoom Scan (5x5x7)/Cube 0: Measurement grid: dx=8mm, dy=8mm, dz=5mm
Reference Value = 13.11 V/m; Power Drift = -0.18 dB
Peak SAR (extrapolated) = 0.206 W/kg
SAR(1 g) = 0.183 W/kg; SAR(10 g) = 0.156 W/kg
Maximum value of SAR (measured) = 0.188 W/kg

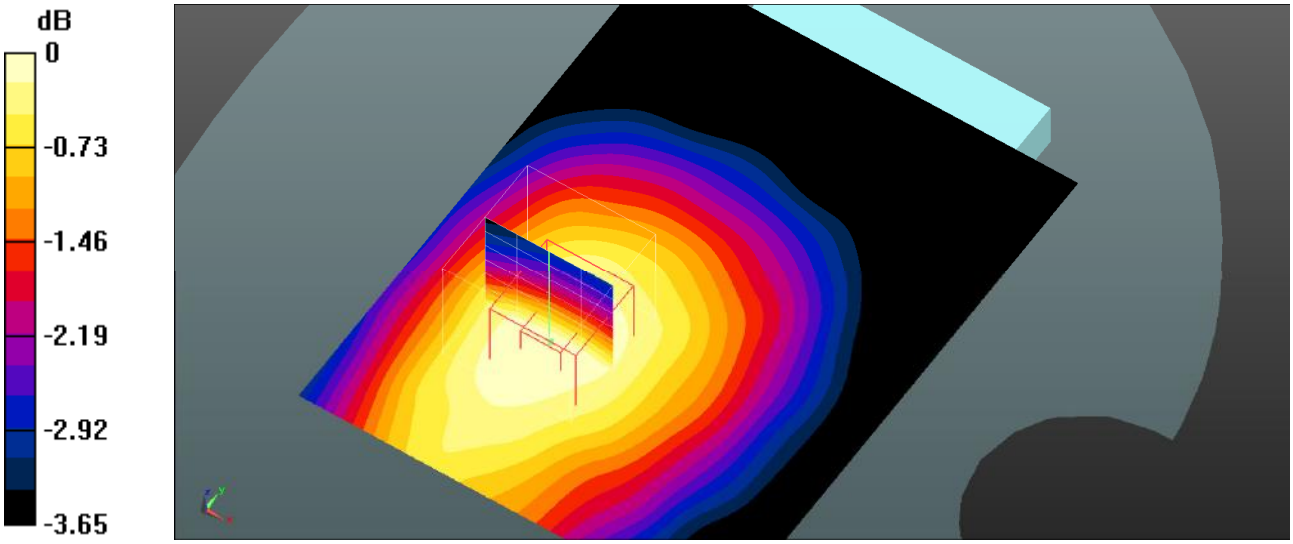

0 dB = 0.188 W/kg = -7.26 dBW/kg

Plot 8#:GSM 850_Body Left_Mid

DUT: Smart phone; Type: Power 7; Serial: SZNS220411-13280E-SA-S1

Communication System: UID 0, Generic GPRS-3 slots (0); Frequency: 836.6 MHz;Duty Cycle: 1:2.7
Medium parameters used (interpolated): f = 836.6 MHz; σ = 0.924 S/m; ε_r = 41.839; ρ = 1000 kg/m^3
Phantom section: Flat Section

DASY5 Configuration:

- Probe: EX3DV4- SN3619; ConvF(8.5, 8.5, 8.5); Calibrated: 2021/08/25
- Sensor-Surface: 4mm (Mechanical Surface Detection)
- Electronics: DAE4 Sn1211; Calibrated: 2022/03/01
- Phantom: Twin SAM; Type: QD000P40CD; Serial: TP:1744
- Measurement SW: DASY52, Version 52.10 (4); SEMCAD X Version 14.6.14 (7501)

Body Left/GSM 850 Mid/Area Scan (61x91x1): Interpolated grid: dx=1.500 mm, dy=1.500 mm
Maximum value of SAR (interpolated) = 0.0969 W/kg

Body Left/GSM 850 Mid/Zoom Scan (5x5x7)/Cube 0: Measurement grid: dx=8mm, dy=8mm, dz=5mm
Reference Value = 9.909 V/m; Power Drift = 0.01 dB
Peak SAR (extrapolated) = 0.104 W/kg
SAR(1 g) = 0.094 W/kg; SAR(10 g) = 0.082 W/kg
Maximum value of SAR (measured) = 0.0955 W/kg

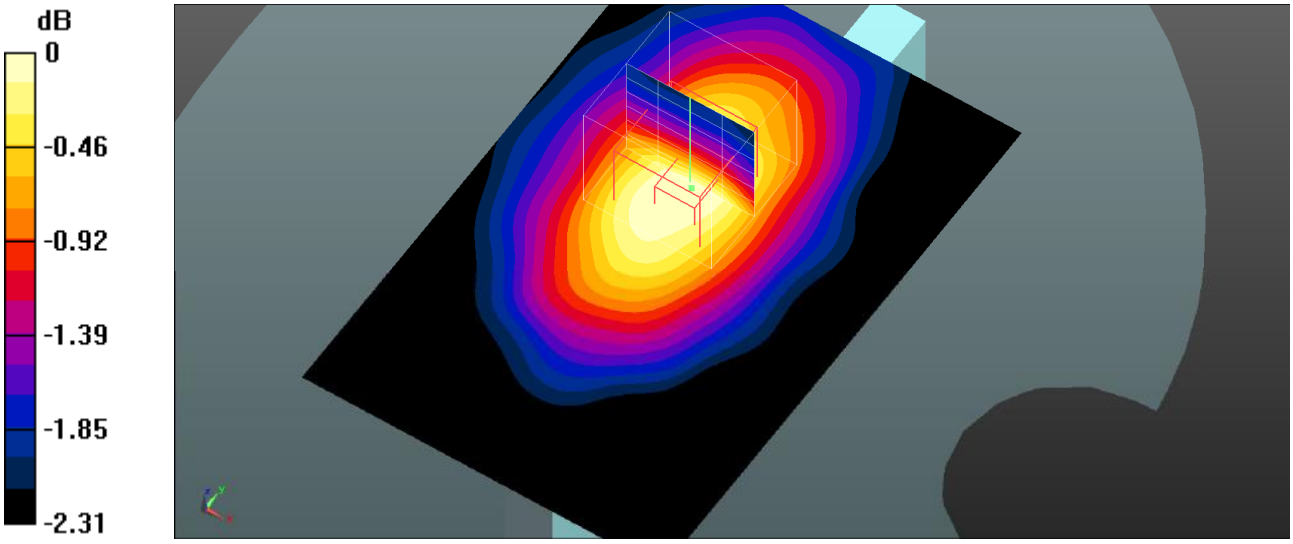

0 dB = 0.0955 W/kg = -10.20 dBW/kg

Plot 9#:GSM 850_Body Right_Mid

DUT: Smart phone; Type: Power 7; Serial: SZNS220411-13280E-SA-S1

Communication System: UID 0, Generic GPRS-3 slots (0); Frequency: 836.6 MHz;Duty Cycle: 1:2.7
Medium parameters used (interpolated): f = 836.6 MHz; σ = 0.924 S/m; ε_r = 41.839; ρ = 1000 kg/m^3
Phantom section: Flat Section

DASY5 Configuration:

- Probe: EX3DV4- SN3619; ConvF(8.5, 8.5, 8.5); Calibrated: 2021/08/25
- Sensor-Surface: 4mm (Mechanical Surface Detection)
- Electronics: DAE4 Sn1211; Calibrated: 2022/03/01
- Phantom: Twin SAM; Type: QD000P40CD; Serial: TP:1744
- Measurement SW: DASY52, Version 52.10 (4); SEMCAD X Version 14.6.14 (7501)

Body Right/GSM 850 Mid/Area Scan (61x91x1): Interpolated grid: dx=1.500 mm, dy=1.500 mm
Maximum value of SAR (interpolated) = 0.150 W/kg

Body Right/GSM 850 Mid/Zoom Scan (5x5x7)/Cube 0: Measurement grid: dx=8mm, dy=8mm, dz=5mm
Reference Value = 12.66 V/m; Power Drift = -0.04 dB
Peak SAR (extrapolated) = 0.167 W/kg
SAR(1 g) = 0.143 W/kg; SAR(10 g) = 0.117 W/kg
Maximum value of SAR (measured) = 0.147 W/kg

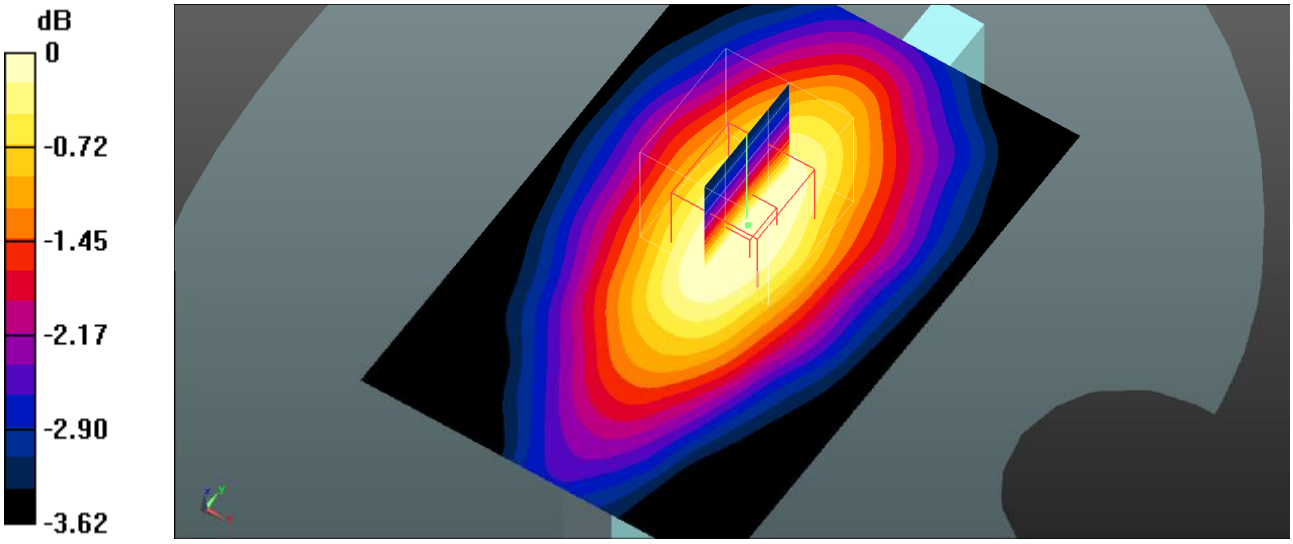

0 dB = 0.147 W/kg = -8.33 dBW/kg

Plot 10#: GSM 850_Body Bottom_Mid

DUT: Smart phone; Type: Power 7; Serial: SZNS220411-13280E-SA-S1

Communication System: UID 0, Generic GPRS-3 slots (0); Frequency: 836.6 MHz;Duty Cycle: 1:2.7
Medium parameters used (interpolated): f = 836.6 MHz; σ = 0.924 S/m; ε_r = 41.839; ρ = 1000 kg/m^3
Phantom section: Flat Section

DASY5 Configuration:

- Probe: EX3DV4- SN3619; ConvF(8.5, 8.5, 8.5); Calibrated: 2021/08/25
- Sensor-Surface: 4mm (Mechanical Surface Detection)
- Electronics: DAE4 Sn1211; Calibrated: 2022/03/01
- Phantom: Twin SAM; Type: QD000P40CD; Serial: TP:1744
- Measurement SW: DASY52, Version 52.10 (4); SEMCAD X Version 14.6.14 (7501)

Body Bottom/GSM 850 Mid/Area Scan (41x61x1): Interpolated grid: dx=1.500 mm, dy=1.500 mm
Maximum value of SAR (interpolated) = 0.170 W/kg

Body Bottom/GSM 850 Mid/Zoom Scan (5x5x7)/Cube 0: Measurement grid: dx=8mm, dy=8mm, dz=5mm
Reference Value = 13.27 V/m; Power Drift = -0.10 dB
Peak SAR (extrapolated) = 0.251 W/kg
SAR(1 g) = 0.157 W/kg; SAR(10 g) = 0.107 W/kg
Maximum value of SAR (measured) = 0.168 W/kg

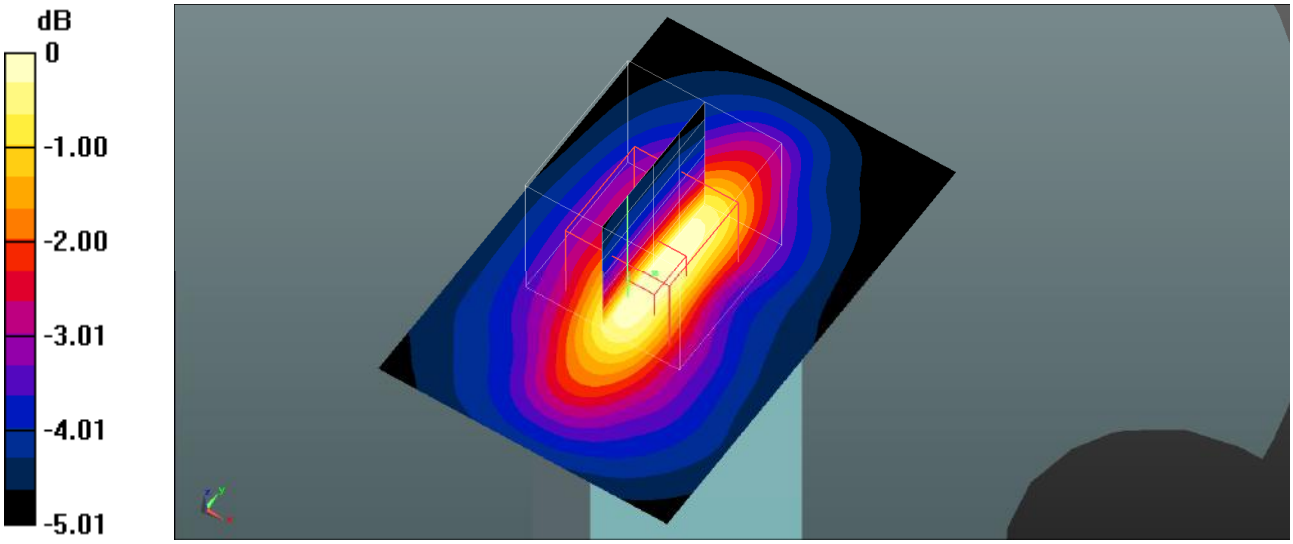

0 dB = 0.168 W/kg = -7.75 dBW/kg

Plot 11#: PCS 1900_Head Left Cheek_Mid

DUT: Smart phone; Type: Power 7; Serial: SZNS220411-13280E-SA-S1

Communication System: UID 0, Generic GSM (0); Frequency: 1880 MHz;Duty Cycle: 1:8
Medium parameters used (interpolated): f = 1880 MHz; σ = 1.423 S/m; ε_r = 40.45; ρ = 1000 kg/m^3
Phantom section: Left Section

DASY5 Configuration:

- Probe: EX3DV4- SN3619; ConvF(7.07, 7.07, 7.07); Calibrated: 2021/08/25
- Sensor-Surface: 4mm (Mechanical Surface Detection)
- Electronics: DAE4 Sn1211; Calibrated: 2022/03/01
- Phantom: Twin SAM; Type: QD000P40CD; Serial: TP:1744
- Measurement SW: DASY52, Version 52.10 (4); SEMCAD X Version 14.6.14 (7501)

Head Left Cheek/GSM 1900 Mid/Area Scan (61x81x1): Interpolated grid: dx=1.500 mm, dy=1.500 mm
Maximum value of SAR (interpolated) = 0.0657 W/kg

Head Left Cheek/GSM 1900 Mid/Zoom Scan (5x5x7)/Cube 0: Measurement grid: dx=8mm, dy=8mm, dz=5mm
Reference Value = 5.607 V/m; Power Drift = -0.08 dB
Peak SAR (extrapolated) = 0.0860 W/kg
SAR(1 g) = 0.062 W/kg; SAR(10 g) = 0.050 W/kg
Maximum value of SAR (measured) = 0.0640 W/kg

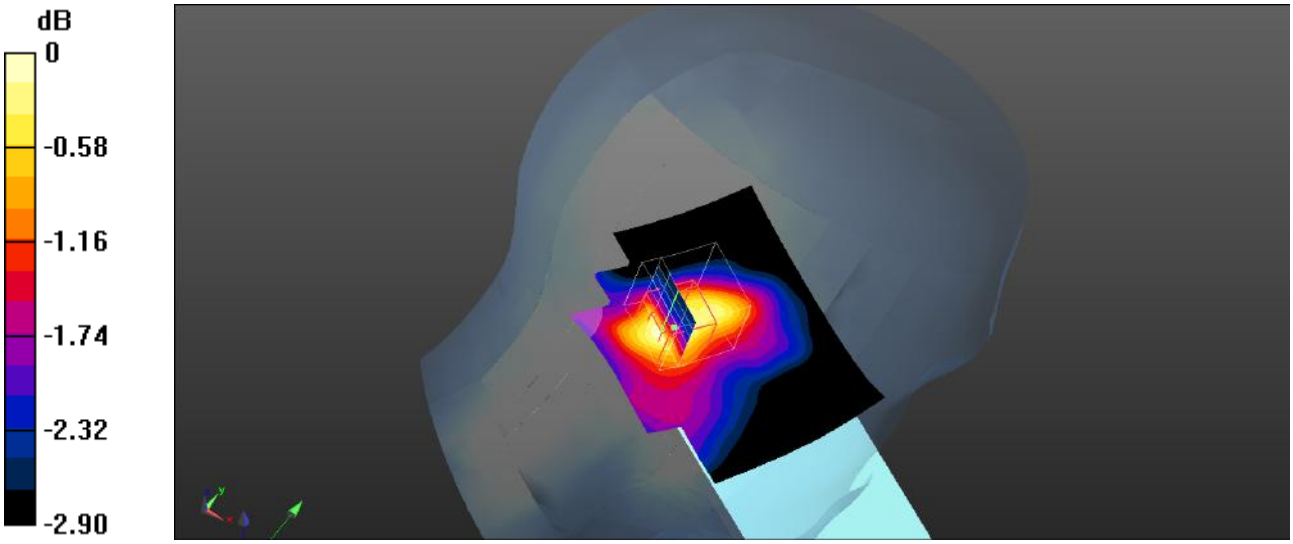

0 dB = 0.0640 W/kg = -11.94 dBW/kg

Plot 12#: PCS 1900_Head Left Tilt_Mid

DUT: Smart phone; Type: Power 7; Serial: SZNS220411-13280E-SA-S1

Communication System: UID 0, Generic GSM (0); Frequency: 1880 MHz;Duty Cycle: 1:8
Medium parameters used (interpolated): f = 1880 MHz; σ = 1.423 S/m; ε_r = 40.45; ρ = 1000 kg/m^3
Phantom section: Left Section

DASY5 Configuration:

- Probe: EX3DV4- SN3619; ConvF(7.07, 7.07, 7.07); Calibrated: 2021/08/25
- Sensor-Surface: 4mm (Mechanical Surface Detection)
- Electronics: DAE4 Sn1211; Calibrated: 2022/03/01
- Phantom: Twin SAM; Type: QD000P40CD; Serial: TP:1744
- Measurement SW: DASY52, Version 52.10 (4); SEMCAD X Version 14.6.14 (7501)

Head Left Tilt/GSM 1900 Mid/Area Scan (61x81x1): Interpolated grid: dx=1.500 mm, dy=1.500 mm
Maximum value of SAR (interpolated) = 0.0659 W/kg

Head Left Tilt/GSM 1900 Mid/Zoom Scan (5x5x7)/Cube 0: Measurement grid: dx=8mm, dy=8mm, dz=5mm
Reference Value = 6.294 V/m; Power Drift = 0.11 dB
Peak SAR (extrapolated) = 0.0860 W/kg
SAR(1 g) = 0.064 W/kg; SAR(10 g) = 0.051 W/kg
Maximum value of SAR (measured) = 0.0672 W/kg

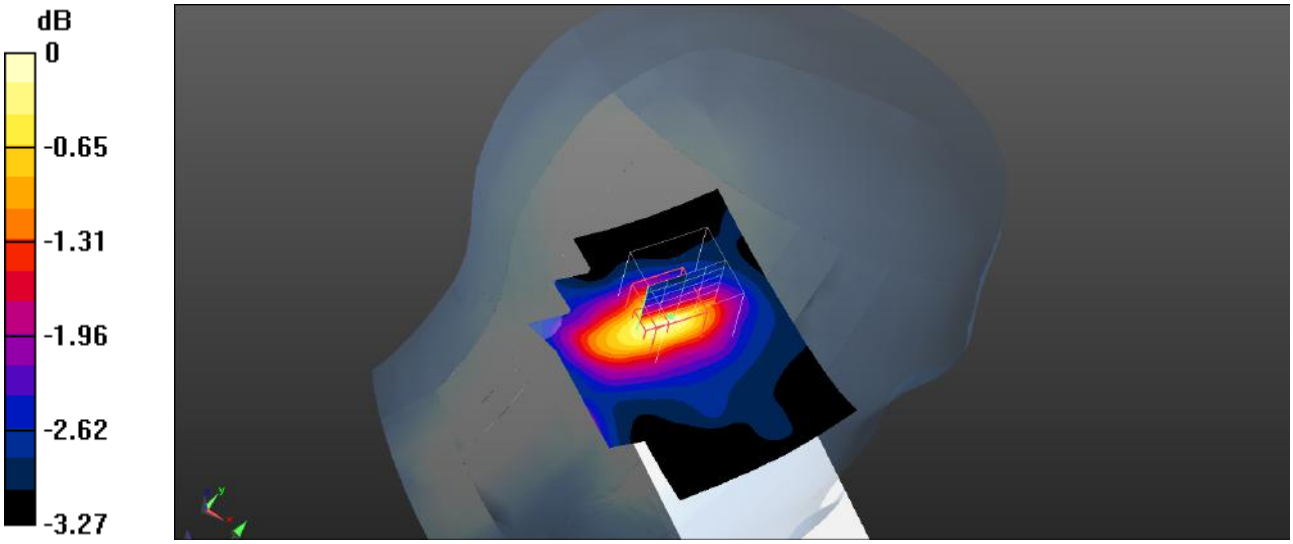

0 dB = 0.0672 W/kg = -11.73 dBW/kg

Plot 13#: PCS 1900_Head Right Cheek_Mid

DUT: Smart phone; Type: Power 7; Serial: SZNS220411-13280E-SA-S1

Communication System: UID 0, Generic GSM (0); Frequency: 1880 MHz;Duty Cycle: 1:8
Medium parameters used (interpolated): f = 1880 MHz; σ = 1.423 S/m; ε_r = 40.45; ρ = 1000 kg/m^3
Phantom section: Right Section

DASY5 Configuration:

- Probe: EX3DV4- SN3619; ConvF(7.07, 7.07, 7.07); Calibrated: 2021/08/25
- Sensor-Surface: 4mm (Mechanical Surface Detection)
- Electronics: DAE4 Sn1211; Calibrated: 2022/03/01
- Phantom: Twin SAM; Type: QD000P40CD; Serial: TP:1744
- Measurement SW: DASY52, Version 52.10 (4); SEMCAD X Version 14.6.14 (7501)

Head Right Cheek/GSM 1900 Mid/Area Scan (71x91x1): Interpolated grid: dx=1.500 mm, dy=1.500 mm
Maximum value of SAR (interpolated) = 0.125 W/kg

Head Right Cheek/GSM 1900 Mid/Zoom Scan (5x5x7)/Cube 0: Measurement grid: dx=8mm, dy=8mm, dz=5mm
Reference Value = 5.982 V/m; Power Drift = 0.01 dB
Peak SAR (extrapolated) = 0.189 W/kg
SAR(1 g) = 0.108 W/kg; SAR(10 g) = 0.074 W/kg
Maximum value of SAR (measured) = 0.110 W/kg

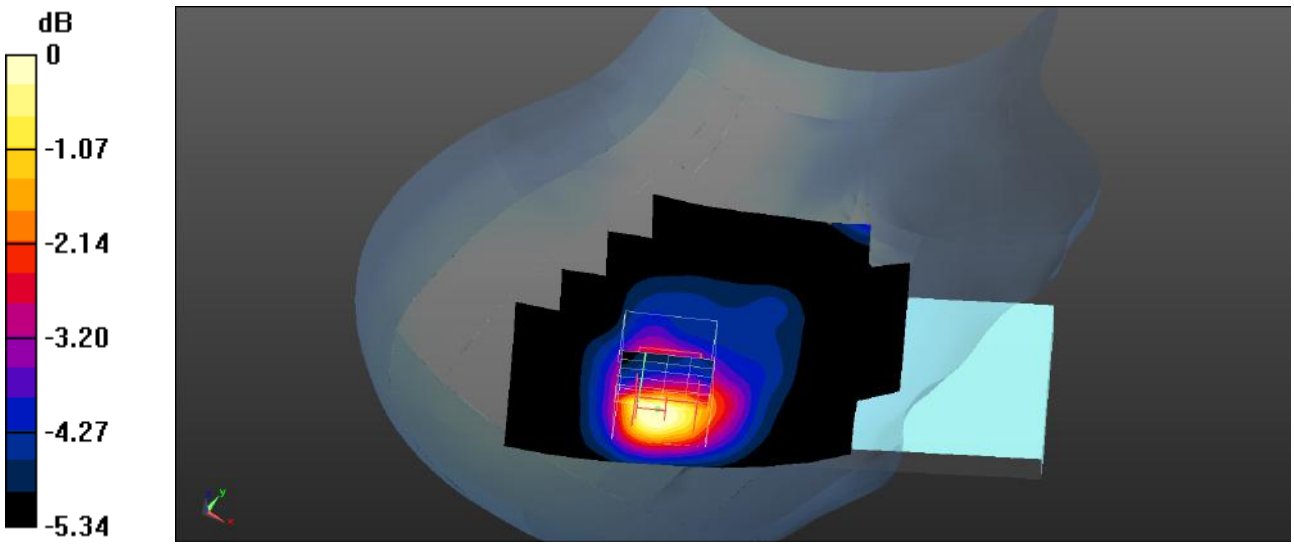

0 dB = 0.110 W/kg = -9.59 dBW/kg

Plot 14#: PCS 1900_Head Right Tilt_Mid

DUT: Smart phone; Type: Power 7; Serial: SZNS220411-13280E-SA-S1

Communication System: UID 0, Generic GSM (0); Frequency: 1880 MHz;Duty Cycle: 1:8
Medium parameters used (interpolated): f = 1880 MHz; σ = 1.423 S/m; ε_r = 40.45; ρ = 1000 kg/m^3
Phantom section: Right Section

DASY5 Configuration:

- Probe: EX3DV4- SN3619; ConvF(7.07, 7.07, 7.07); Calibrated: 2021/08/25
- Sensor-Surface: 4mm (Mechanical Surface Detection)
- Electronics: DAE4 Sn1211; Calibrated: 2022/03/01
- Phantom: Twin SAM; Type: QD000P40CD; Serial: TP:1744
- Measurement SW: DASY52, Version 52.10 (4); SEMCAD X Version 14.6.14 (7501)

Head Right Tilt/GSM 1900 Mid/Area Scan (71x91x1): Interpolated grid: dx=1.500 mm, dy=1.500 mm
Maximum value of SAR (interpolated) = 0.663 W/kg

Head Right Tilt/GSM 1900 Mid/Zoom Scan (5x5x7)/Cube 0: Measurement grid: dx=8mm, dy=8mm, dz=5mm
Reference Value = 18.21 V/m; Power Drift = 0.00 dB
Peak SAR (extrapolated) = 0.864 W/kg
SAR(1 g) = 0.496 W/kg; SAR(10 g) = 0.301 W/kg
Maximum value of SAR (measured) = 0.521 W/kg

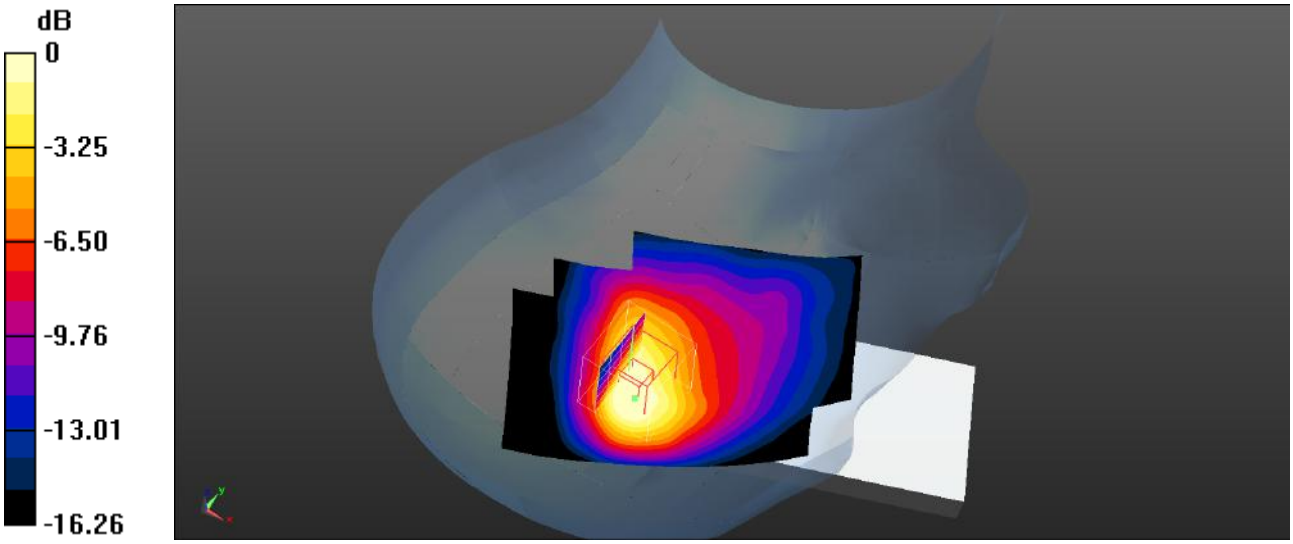

0 dB = 0.521 W/kg = -2.83 dBW/kg

Plot 15#: PCS 1900_Body Worn Back_Mid

DUT: Smart phone; Type: Power 7; Serial: SZNS220411-13280E-SA-S1

Communication System: UID 0, Generic GSM (0); Frequency: 1880 MHz;Duty Cycle: 1:8
Medium parameters used (interpolated): f = 1880 MHz; σ = 1.423 S/m; ε_r = 40.45; ρ = 1000 kg/m^3
Phantom section: Flat Section

DASY5 Configuration:

- Probe: EX3DV4- SN3619; ConvF(7.07, 7.07, 7.07); Calibrated: 2021/08/25
- Sensor-Surface: 4mm (Mechanical Surface Detection)
- Electronics: DAE4 Sn1211; Calibrated: 2022/03/01
- Phantom: Twin SAM; Type: QD000P40CD; Serial: TP:1744
- Measurement SW: DASY52, Version 52.10 (4); SEMCAD X Version 14.6.14 (7501)

Body Worn Back/GSM 1900 Mid/Area Scan (71x91x1): Interpolated grid: dx=1.500 mm, dy=1.500 mm
Maximum value of SAR (interpolated) = 0.0611 W/kg

Body Worn Back/GSM 1900 Mid/Zoom Scan (5x5x7)/Cube 0: Measurement grid: dx=8mm, dy=8mm, dz=5mm
Reference Value = 5.415 V/m; Power Drift = 0.01 dB
Peak SAR (extrapolated) = 0.0730 W/kg
SAR(1 g) = 0.062 W/kg; SAR(10 g) = 0.054 W/kg
Maximum value of SAR (measured) = 0.0637 W/kg

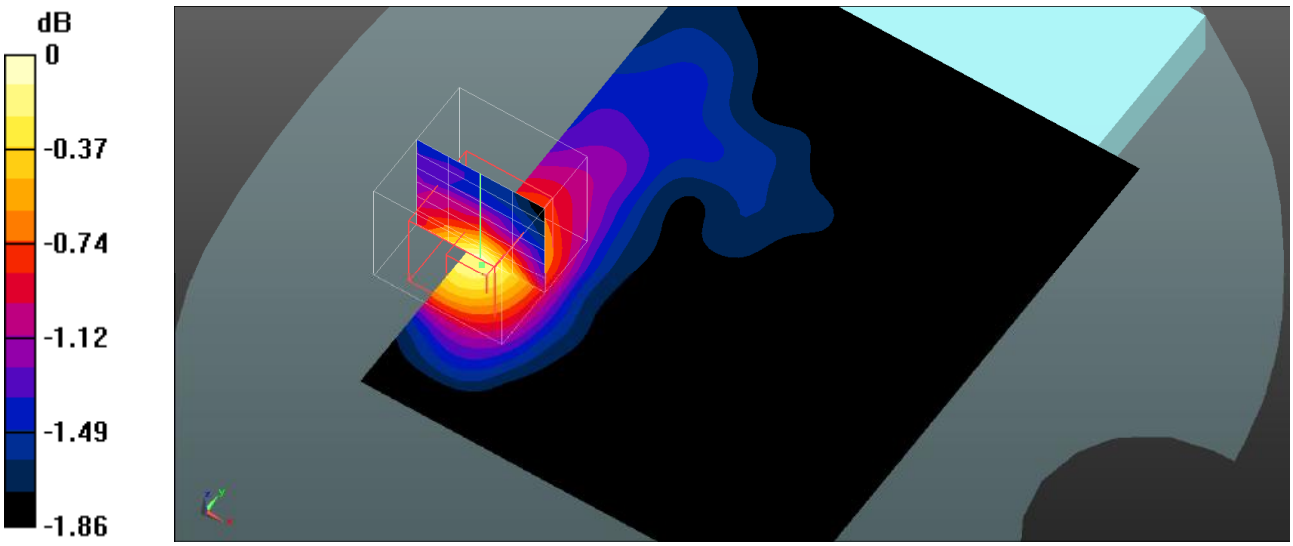

0 dB = 0.0637 W/kg = -11.96 dBW/kg

Plot 16#: PCS 1900_Body Front_Mid

DUT: Smart phone; Type: Power 7; Serial: SZNS220411-13280E-SA-S1

Communication System: UID 0, Generic GPRS-3 slots (0); Frequency: 1880 MHz;Duty Cycle: 1:2.7
Medium parameters used (interpolated): f = 1880 MHz; σ = 1.423 S/m; ε_r = 40.45; ρ = 1000 kg/m^3
Phantom section: Flat Section

DASY5 Configuration:

- Probe: EX3DV4- SN3619; ConvF(7.07, 7.07, 7.07); Calibrated: 2021/08/25
- Sensor-Surface: 4mm (Mechanical Surface Detection)
- Electronics: DAE4 Sn1211; Calibrated: 2022/03/01
- Phantom: Twin SAM; Type: QD000P40CD; Serial: TP:1744
- Measurement SW: DASY52, Version 52.10 (4); SEMCAD X Version 14.6.14 (7501)

Body Front/GSM 1900 Mid/Area Scan (71x121x1): Interpolated grid: dx=1.500 mm, dy=1.500 mm
Maximum value of SAR (interpolated) = 0.174 W/kg

Body Front/GSM 1900 Mid/Zoom Scan (5x5x7)/Cube 0: Measurement grid: dx=8mm, dy=8mm, dz=5mm
Reference Value = 7.190 V/m; Power Drift = -0.18 dB
Peak SAR (extrapolated) = 0.249 W/kg
SAR(1 g) = 0.167 W/kg; SAR(10 g) = 0.118 W/kg
Maximum value of SAR (measured) = 0.175 W/kg

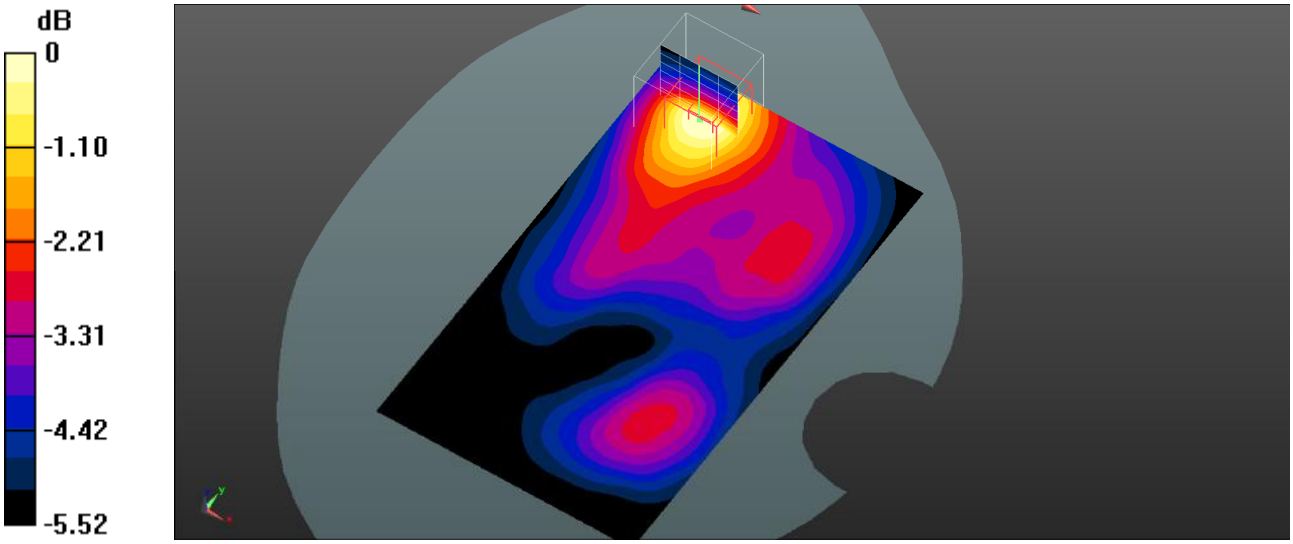

0 dB = 0.175 W/kg = -7.57 dBW/kg

Plot 17#: PCS 1900_Body Back_Mid

DUT: Smart phone; Type: Power 7; Serial: SZNS220411-13280E-SA-S1

Communication System: UID 0, Generic GPRS-3 slots (0); Frequency: 1880 MHz;Duty Cycle: 1:2.7
Medium parameters used (interpolated): f = 1880 MHz; σ = 1.423 S/m; ε_r = 40.45; ρ = 1000 kg/m^3
Phantom section: Flat Section

DASY5 Configuration:

- Probe: EX3DV4- SN3619; ConvF(7.07, 7.07, 7.07); Calibrated: 2021/08/25
- Sensor-Surface: 4mm (Mechanical Surface Detection)
- Electronics: DAE4 Sn1211; Calibrated: 2022/03/01
- Phantom: Twin SAM; Type: QD000P40CD; Serial: TP:1744
- Measurement SW: DASY52, Version 52.10 (4); SEMCAD X Version 14.6.14 (7501)

Body Back/GSM 1900 Mid/Area Scan (71x121x1): Interpolated grid: dx=1.500 mm, dy=1.500 mm
Maximum value of SAR (interpolated) = 0.300 W/kg

Body Back/GSM 1900 Mid/Zoom Scan (5x5x7)/Cube 0: Measurement grid: dx=8mm, dy=8mm, dz=5mm
Reference Value = 7.512 V/m; Power Drift = -0.10 dB
Peak SAR (extrapolated) = 0.399 W/kg
SAR(1 g) = 0.259 W/kg; SAR(10 g) = 0.169 W/kg
Maximum value of SAR (measured) = 0.275 W/kg

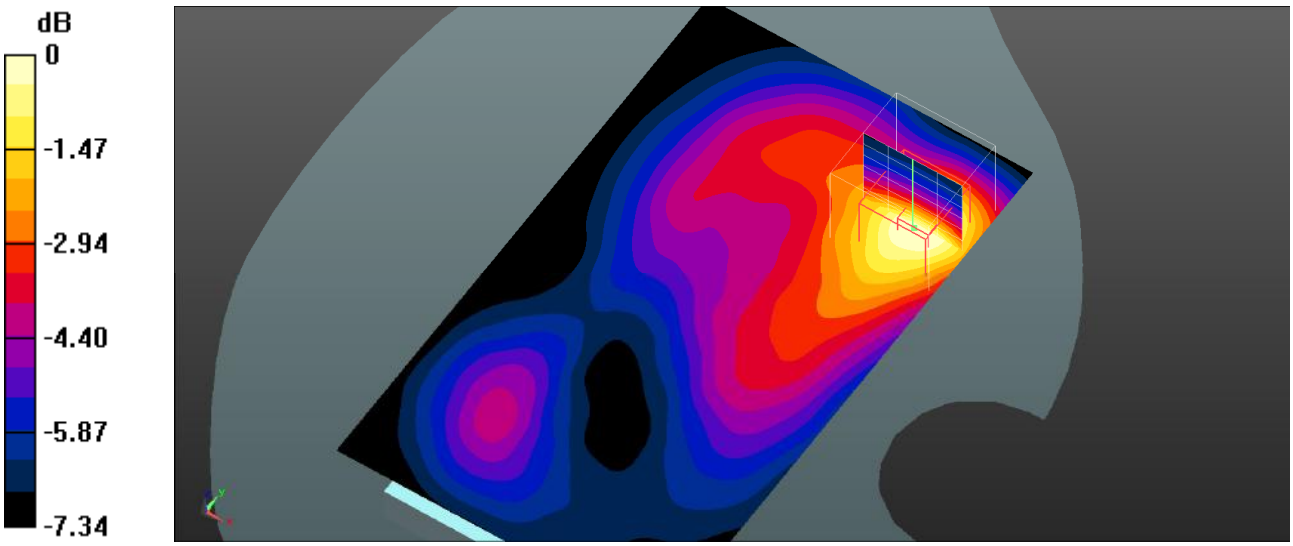

0 dB = 0.275 W/kg = -5.61 dBW/kg

Plot 18#: PCS 1900_Body Left_Mid

DUT: Smart phone; Type: Power 7; Serial: SZNS220411-13280E-SA-S1

Communication System: UID 0, Generic GPRS-3 slots (0); Frequency: 1880 MHz;Duty Cycle: 1:2.7
Medium parameters used (interpolated): f = 1880 MHz; σ = 1.423 S/m; ε_r = 40.45; ρ = 1000 kg/m^3
Phantom section: Flat Section

DASY5 Configuration:

- Probe: EX3DV4- SN3619; ConvF(7.07, 7.07, 7.07); Calibrated: 2021/08/25
- Sensor-Surface: 4mm (Mechanical Surface Detection)
- Electronics: DAE4 Sn1211; Calibrated: 2022/03/01
- Phantom: Twin SAM; Type: QD000P40CD; Serial: TP:1744
- Measurement SW: DASY52, Version 52.10 (4); SEMCAD X Version 14.6.14 (7501)

Body Left/GSM 1900 Mid/Area Scan (61x121x1): Interpolated grid: dx=1.500 mm, dy=1.500 mm
Maximum value of SAR (interpolated) = 0.224 W/kg

Body Left/GSM 1900 Mid/Zoom Scan (5x5x7)/Cube 0: Measurement grid: dx=8mm, dy=8mm, dz=5mm
Reference Value = 9.574 V/m; Power Drift = -0.09 dB
Peak SAR (extrapolated) = 0.280 W/kg
SAR(1 g) = 0.189 W/kg; SAR(10 g) = 0.130 W/kg
Maximum value of SAR (measured) = 0.203 W/kg

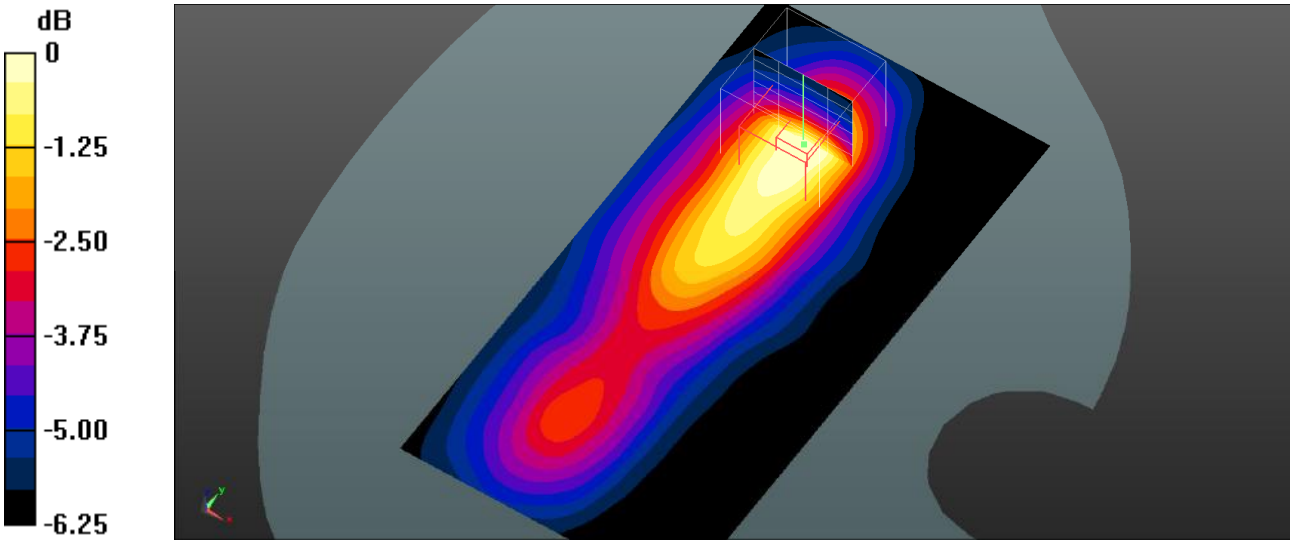

0 dB = 0.203 W/kg = -6.93 dBW/kg

Plot 19#: PCS 1900_Body Top_Mid

DUT: Smart phone; Type: Power 7; Serial: SZNS220411-13280E-SA-S1

Communication System: UID 0, Generic GPRS-3 slots (0); Frequency: 1880 MHz;Duty Cycle: 1:2.7
Medium parameters used (interpolated): f = 1880 MHz; σ = 1.423 S/m; ε_r = 40.45; ρ = 1000 kg/m^3
Phantom section: Flat Section

DASY5 Configuration:

- Probe: EX3DV4- SN3619; ConvF(7.07, 7.07, 7.07); Calibrated: 2021/08/25
- Sensor-Surface: 4mm (Mechanical Surface Detection)
- Electronics: DAE4 Sn1211; Calibrated: 2022/03/01
- Phantom: Twin SAM; Type: QD000P40CD; Serial: TP:1744
- Measurement SW: DASY52, Version 52.10 (4); SEMCAD X Version 14.6.14 (7501)

Body Top/GSM 1900 Mid/Area Scan (81x101x1): Interpolated grid: dx=1.000 mm, dy=1.000 mm
Maximum value of SAR (interpolated) = 0.279 W/kg

Body Top/GSM 1900 Mid/Zoom Scan (5x5x7)/Cube 0: Measurement grid: dx=8mm, dy=8mm, dz=5mm
Reference Value = 13.89 V/m; Power Drift = -0.03 dB
Peak SAR (extrapolated) = 0.336 W/kg
SAR(1 g) = 0.262 W/kg; SAR(10 g) = 0.199 W/kg
Maximum value of SAR (measured) = 0.277 W/kg

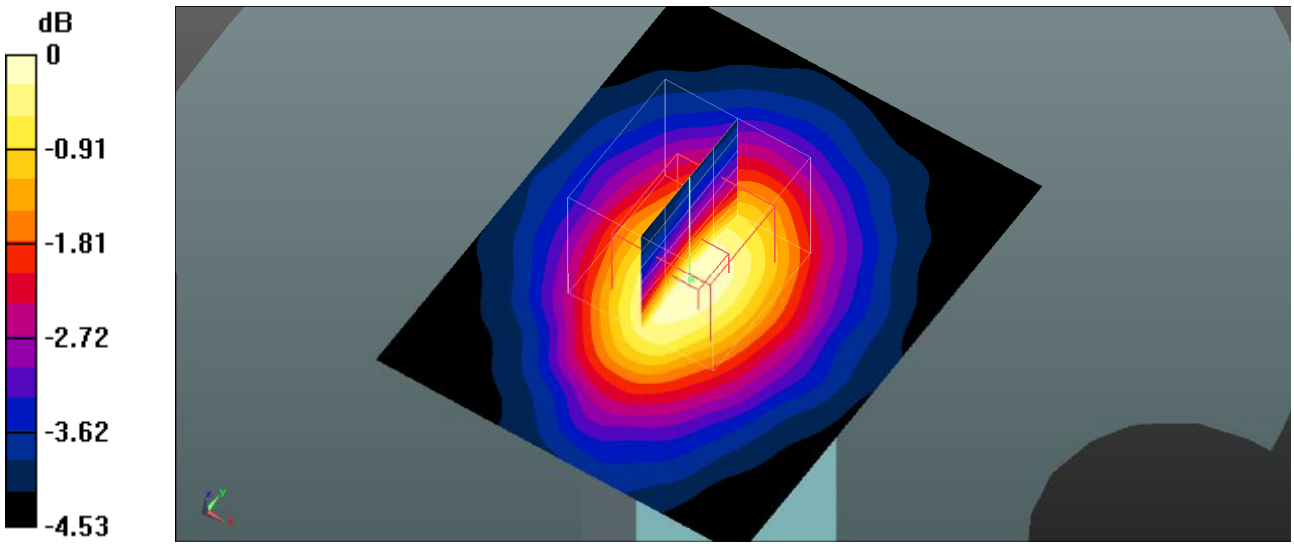

0 dB = 0.277 W/kg = -5.58 dBW/kg

Plot 20#: WCDMA Band 2_Head Left Cheek_Mid

DUT: Smart phone; Type: Power 7; Serial: SZNS220411-13280E-SA-S1

Communication System: UID 0, WCDMA (0); Frequency: 1880 MHz;Duty Cycle: 1:1
Medium parameters used (interpolated): f = 1880 MHz; σ = 1.411 S/m; ε_r = 40.3; ρ = 1000 kg/m^3
Phantom section: Left Section

DASY5 Configuration:

- Probe: EX3DV4- SN3619; ConvF(7.07, 7.07, 7.07); Calibrated: 2021/08/25
- Sensor-Surface: 4mm (Mechanical Surface Detection)
- Electronics: DAE4 Sn1211; Calibrated: 2022/03/01
- Phantom: Twin SAM; Type: QD000P40CD; Serial: TP:1744
- Measurement SW: DASY52, Version 52.10 (4); SEMCAD X Version 14.6.14 (7501)

Head Left Cheek/WCDMA Band 2 Mid/Area Scan (71x91x1): Interpolated grid: dx=1.500 mm, dy=1.500 mm
Maximum value of SAR (interpolated) = 0.720 W/kg

Head Left Cheek/WCDMA Band 2 Mid/Zoom Scan (5x5x7)/Cube 0: Measurement grid: dx=8mm, dy=8mm, dz=5mm
Reference Value = 14.00 V/m; Power Drift = -0.12 dB
Peak SAR (extrapolated) = 0.466 W/kg
SAR(1 g) = 0.265 W/kg; SAR(10 g) = 0.142 W/kg
Maximum value of SAR (measured) = 0.353 W/kg

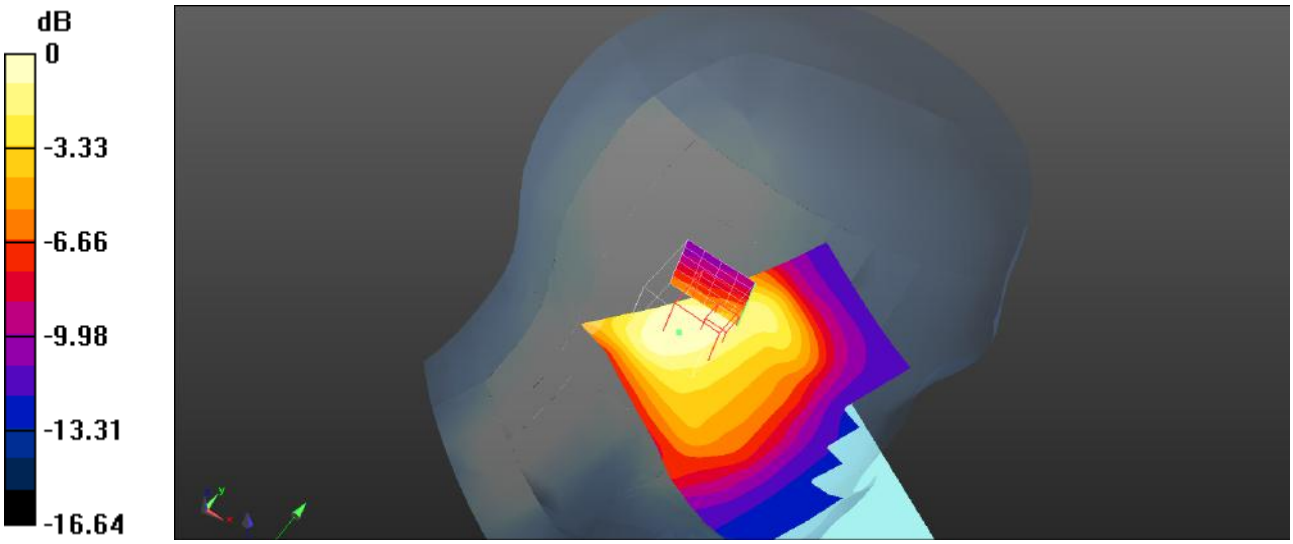

0 dB = 0.705 W/kg = -1.52 dBW/kg

Plot 21#: WCDMA Band 2_Head Left Tilt_Mid

DUT: Smart phone; Type: Power 7; Serial: SZNS220411-13280E-SA-S1

Communication System: UID 0, WCDMA (0); Frequency: 1880 MHz;Duty Cycle: 1:1
Medium parameters used (interpolated): f = 1880 MHz; σ = 1.411 S/m; ε_r = 40.3; ρ = 1000 kg/m^3
Phantom section: Left Section

DASY5 Configuration:

- Probe: EX3DV4- SN3619; ConvF(7.07, 7.07, 7.07); Calibrated: 2021/08/25
- Sensor-Surface: 4mm (Mechanical Surface Detection)
- Electronics: DAE4 Sn1211; Calibrated: 2022/03/01
- Phantom: Twin SAM; Type: QD000P40CD; Serial: TP:1744
- Measurement SW: DASY52, Version 52.10 (4); SEMCAD X Version 14.6.14 (7501)

Head Left Tilt/WCDMA Band 2 Mid/Area Scan (71x91x1): Interpolated grid: dx=1.500 mm, dy=1.500 mm
Maximum value of SAR (interpolated) = 0.735 W/kg

Head Left Tilt/WCDMA Band 2 Mid/Zoom Scan (5x5x7)/Cube 0: Measurement grid: dx=8mm, dy=8mm, dz=5mm
Reference Value = 18.43 V/m; Power Drift = 0.02 dB
Peak SAR (extrapolated) = 0.865 W/kg
SAR(1 g) = 0.566 W/kg; SAR(10 g) = 0.303 W/kg
Maximum value of SAR (measured) = 0.593 W/kg

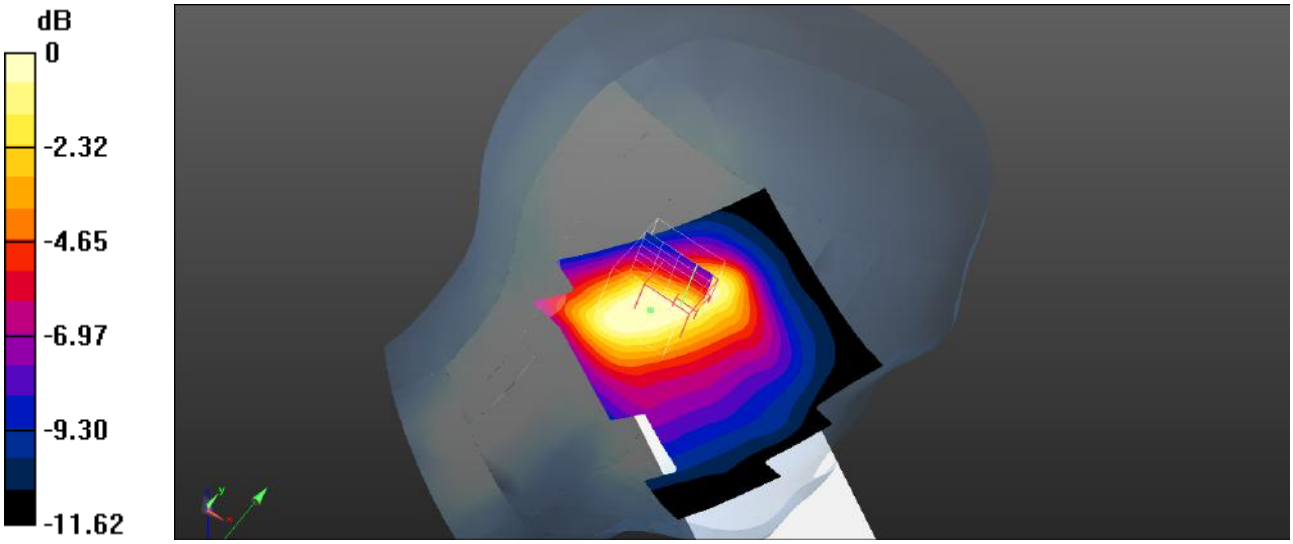

0 dB = 0.593 W/kg = -2.27 dBW/kg

Plot 22#: WCDMA Band 2_Head Right Cheek_Low

DUT: Smart phone; Type: Power 7; Serial: SZNS220411-13280E-SA-S1

Communication System: UID 0, WCDMA (0); Frequency: 1852.4 MHz;Duty Cycle: 1:1
Medium parameters used (interpolated): f = 1852.4 MHz; σ = 1.395 S/m; ε_r = 39.985; ρ = 1000 kg/m^3
Phantom section: Right Section

DASY5 Configuration:

- Probe: EX3DV4- SN3619; ConvF(7.07, 7.07, 7.07); Calibrated: 2021/08/25
- Sensor-Surface: 4mm (Mechanical Surface Detection)
- Electronics: DAE4 Sn1211; Calibrated: 2022/03/01
- Phantom: Twin SAM; Type: QD000P40CD; Serial: TP:1744
- Measurement SW: DASY52, Version 52.10 (4); SEMCAD X Version 14.6.14 (7501)

Head Right Cheek/WCDMA Band 2 Low/Area Scan (71x91x1): Interpolated grid: dx=1.500 mm, dy=1.500 mm
Maximum value of SAR (interpolated) = 1.84 W/kg

Head Right Cheek/WCDMA Band 2 Low/Zoom Scan (5x5x7)/Cube 0: Measurement grid: dx=8mm, dy=8mm, dz=5mm
Reference Value = 20.19 V/m; Power Drift = -0.17 dB
Peak SAR (extrapolated) = 2.25 W/kg
SAR(1 g) = 1.13 W/kg; SAR(10 g) = 0.699 W/kg
Maximum value of SAR (measured) = 1.36 W/kg

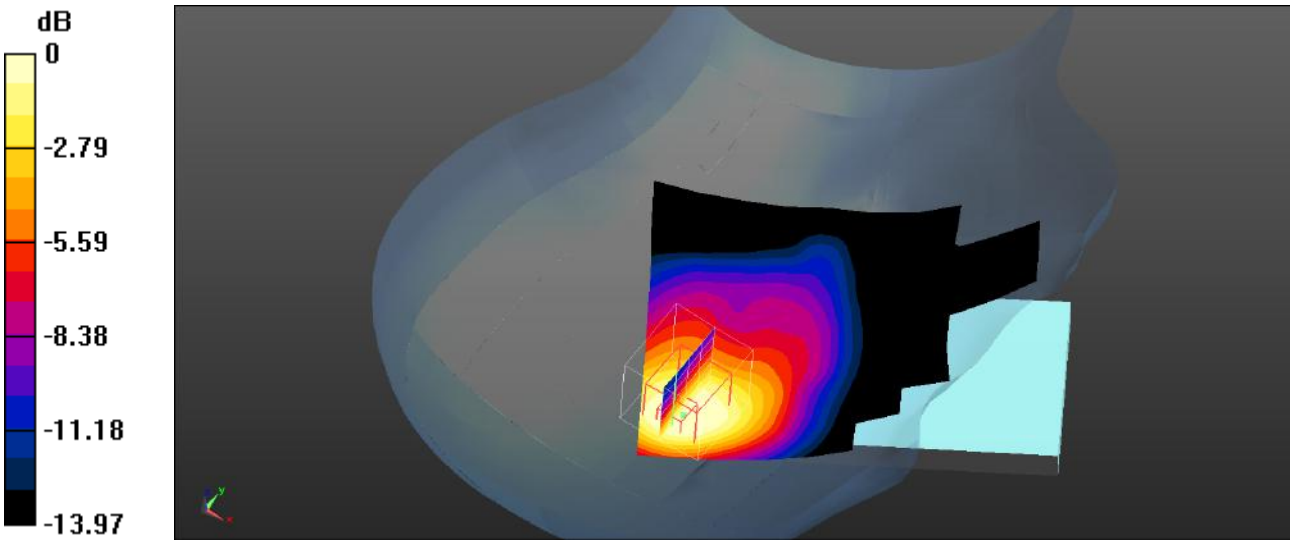

0 dB = 1.36 W/kg = 1.34 dBW/kg

Plot 23#: WCDMA Band 2_Head Right Cheek_Mid

DUT: Smart phone; Type: Power 7; Serial: SZNS220411-13280E-SA-S1

Communication System: UID 0, WCDMA (0); Frequency: 1880 MHz;Duty Cycle: 1:1
Medium parameters used (interpolated): f = 1880 MHz; σ = 1.411 S/m; ε_r = 40.3; ρ = 1000 kg/m^3
Phantom section: Right Section

DASY5 Configuration:

- Probe: EX3DV4- SN3619; ConvF(7.07, 7.07, 7.07); Calibrated: 2021/08/25
- Sensor-Surface: 4mm (Mechanical Surface Detection)
- Electronics: DAE4 Sn1211; Calibrated: 2022/03/01
- Phantom: Twin SAM; Type: QD000P40CD; Serial: TP:1744
- Measurement SW: DASY52, Version 52.10 (4); SEMCAD X Version 14.6.14 (7501)

Head Right Cheek/WCDMA Band 2 Mid/Area Scan (71x91x1): Interpolated grid: dx=1.500 mm, dy=1.500 mm
Maximum value of SAR (interpolated) = 1.47 W/kg

Head Right Cheek/WCDMA Band 2 Mid/Zoom Scan (5x5x7)/Cube 0: Measurement grid: dx=8mm, dy=8mm, dz=5mm
Reference Value = 19.22 V/m; Power Drift = 0.00 dB
Peak SAR (extrapolated) = 2.09 W/kg
SAR(1 g) = 1.09 W/kg; SAR(10 g) = 0.652 W/kg
Maximum value of SAR (measured) = 1.25 W/kg

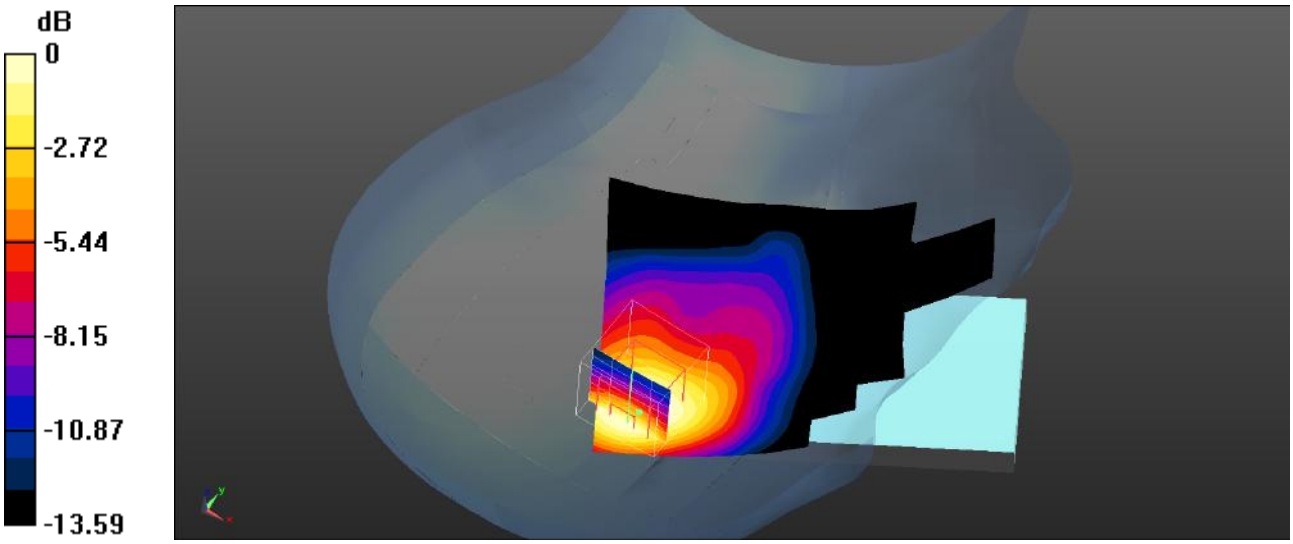

0 dB = 1.25 W/kg = 0.97 dBW/kg

Plot 24#: WCDMA Band 2_Head Right Cheek_High

DUT: Smart phone; Type: Power 7; Serial: SZNS220411-13280E-SA-S1

Communication System: UID 0, WCDMA (0); Frequency: 1907.6 MHz;Duty Cycle: 1:1
Medium parameters used (interpolated): f = 1907.6 MHz; σ = 1.438 S/m; ε_r = 39.481; ρ = 1000 kg/m^3
Phantom section: Right Section

DASY5 Configuration:

- Probe: EX3DV4- SN3619; ConvF(7.07, 7.07, 7.07); Calibrated: 2021/08/25
- Sensor-Surface: 4mm (Mechanical Surface Detection)
- Electronics: DAE4 Sn1211; Calibrated: 2022/03/01
- Phantom: Twin SAM; Type: QD000P40CD; Serial: TP:1744
- Measurement SW: DASY52, Version 52.10 (4); SEMCAD X Version 14.6.14 (7501)

Head Right Cheek/WCDMA Band 2 High/Area Scan (71x91x1): Interpolated grid: dx=1.500 mm, dy=1.500 mm
Maximum value of SAR (interpolated) = 1.58 W/kg

Head Right Cheek/WCDMA Band 2 High/Zoom Scan (5x5x7)/Cube 0: Measurement grid: dx=8mm, dy=8mm, dz=5mm
Reference Value = 17.92 V/m; Power Drift = -0.02 dB
Peak SAR (extrapolated) = 1.93 W/kg
SAR(1 g) = 1.01 W/kg; SAR(10 g) = 0.648 W/kg
Maximum value of SAR (measured) = 1.18 W/kg

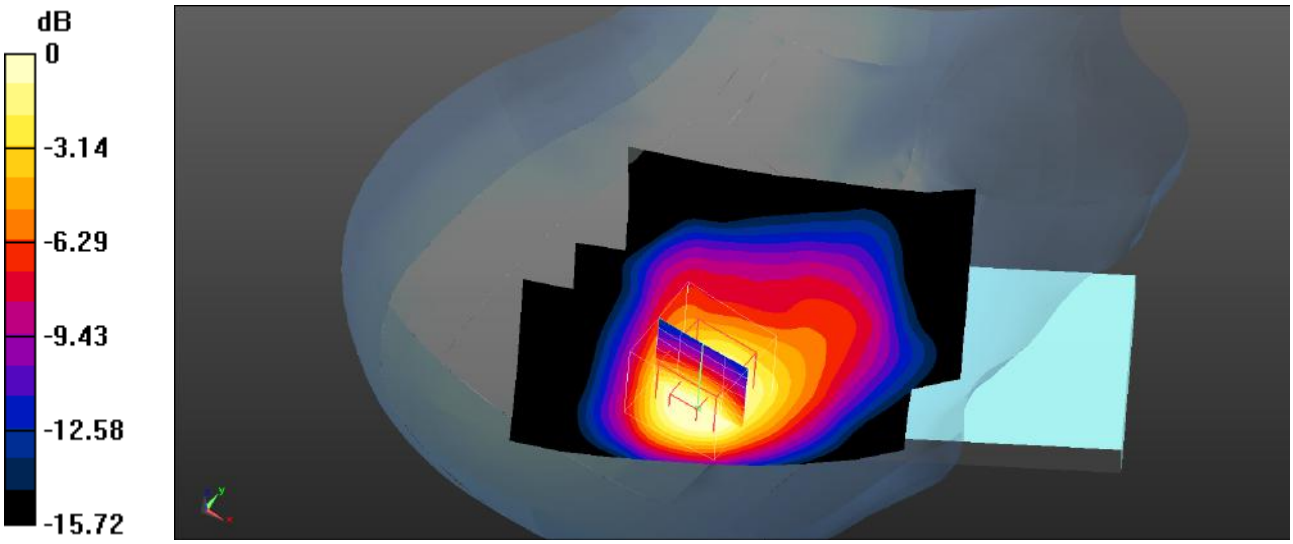

0 dB = 1.18 W/kg = 0.72 dBW/kg

Plot 25#: WCDMA Band 2_Head Right Tilt_Low

DUT: Smart phone; Type: Power 7; Serial: SZNS220411-13280E-SA-S1

Communication System: UID 0, WCDMA (0); Frequency: 1852.4 MHz;Duty Cycle: 1:1
Medium parameters used (interpolated): f = 1852.4 MHz; σ = 1.395 S/m; ε_r = 39.985; ρ = 1000 kg/m^3
Phantom section: Right Section

DASY5 Configuration:

- Probe: EX3DV4- SN3619; ConvF(7.07, 7.07, 7.07); Calibrated: 2021/08/25
- Sensor-Surface: 4mm (Mechanical Surface Detection)
- Electronics: DAE4 Sn1211; Calibrated: 2022/03/01
- Phantom: Twin SAM; Type: QD000P40CD; Serial: TP:1744
- Measurement SW: DASY52, Version 52.10 (4); SEMCAD X Version 14.6.14 (7501)

Head Right Tilt/WCDMA Band 2 Low/Area Scan (71x91x1): Interpolated grid: dx=1.500 mm, dy=1.500 mm
Maximum value of SAR (interpolated) = 1.33 W/kg

Head Right Tilt/WCDMA Band 2 Low/Zoom Scan (5x5x7)/Cube 0: Measurement grid: dx=8mm, dy=8mm, dz=5mm
Reference Value = 27.64 V/m; Power Drift = -0.07 dB
Peak SAR (extrapolated) = 1.75 W/kg
SAR(1 g) = 1.05 W/kg; SAR(10 g) = 0.606 W/kg
Maximum value of SAR (measured) = 1.11 W/kg

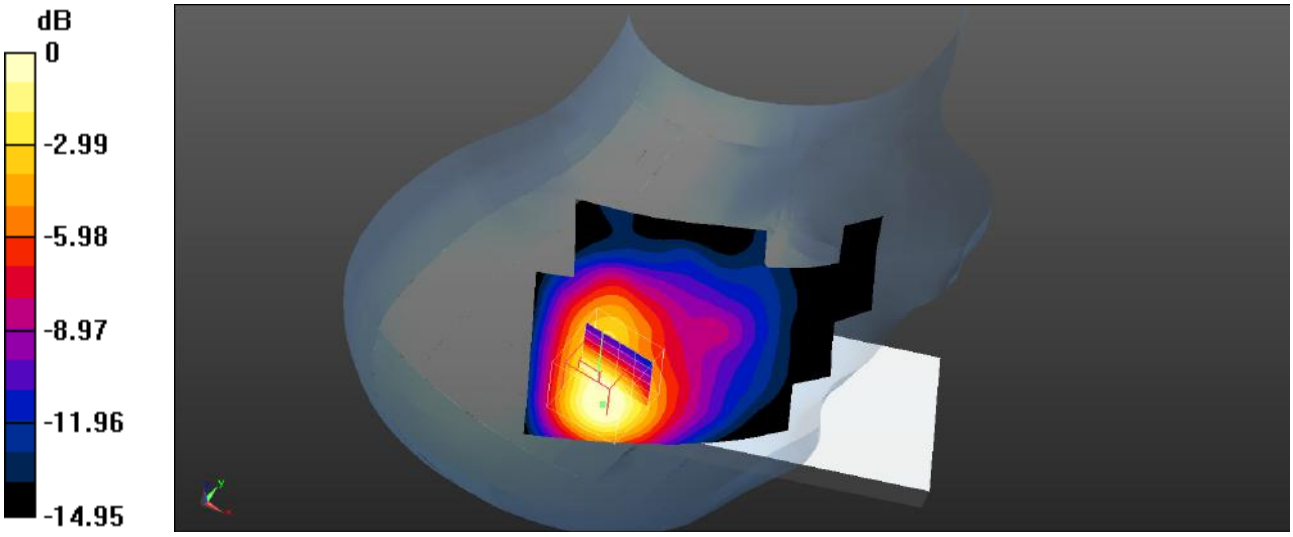

0 dB = 1.11 W/kg = 0.45 dBW/kg

Plot 26#: WCDMA Band 2_Head Right Tilt_Mid

DUT: Smart phone; Type: Power 7; Serial: SZNS220411-13280E-SA-S1

Communication System: UID 0, WCDMA (0); Frequency: 1880 MHz;Duty Cycle: 1:1
Medium parameters used (interpolated): f = 1880 MHz; σ = 1.411 S/m; ε_r = 40.3; ρ = 1000 kg/m^3
Phantom section: Right Section

DASY5 Configuration:

- Probe: EX3DV4- SN3619; ConvF(7.07, 7.07, 7.07); Calibrated: 2021/08/25
- Sensor-Surface: 4mm (Mechanical Surface Detection)
- Electronics: DAE4 Sn1211; Calibrated: 2022/03/01
- Phantom: Twin SAM; Type: QD000P40CD; Serial: TP:1744
- Measurement SW: DASY52, Version 52.10 (4); SEMCAD X Version 14.6.14 (7501)

Head Right Tilt/WCDMA Band 2 Mid/Area Scan (71x91x1): Interpolated grid: dx=1.500 mm, dy=1.500 mm
Maximum value of SAR (interpolated) = 1.33 W/kg

Head Right Tilt/WCDMA Band 2 Mid/Zoom Scan (5x5x7)/Cube 0: Measurement grid: dx=8mm, dy=8mm, dz=5mm
Reference Value = 27.12 V/m; Power Drift = -0.01 dB
Peak SAR (extrapolated) = 1.71 W/kg
SAR(1 g) = 1.03 W/kg; SAR(10 g) = 0.627 W/kg
Maximum value of SAR (measured) = 1.11 W/kg

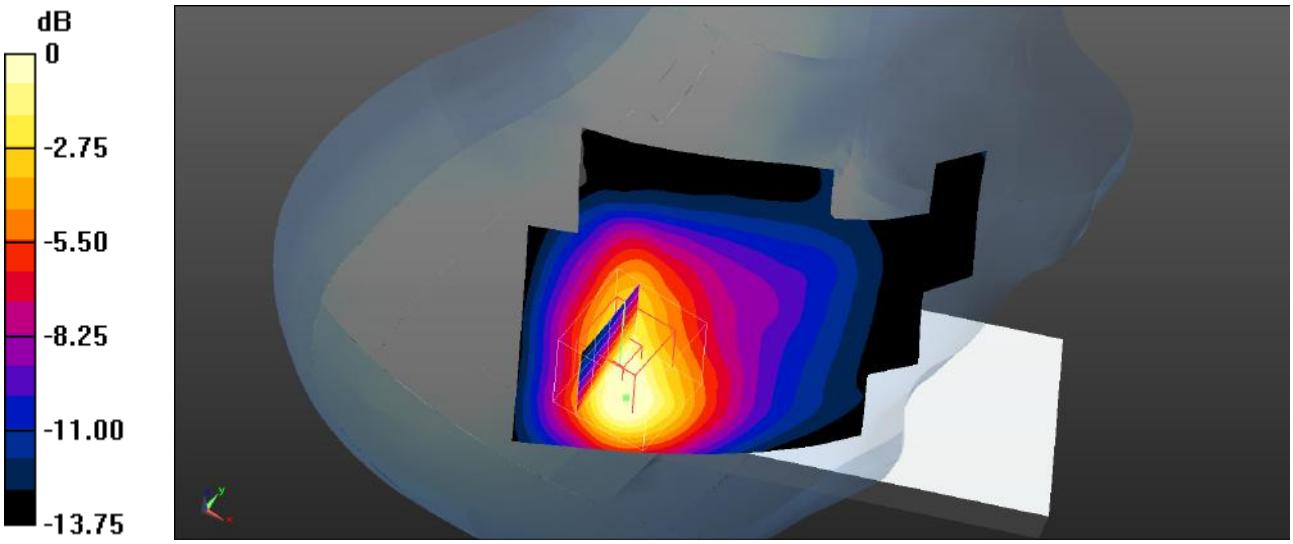

0 dB = 1.11 W/kg = 0.45 dBW/kg

Plot 27#: WCDMA Band 2_Head Right Tilt_High

DUT: Smart phone; Type: Power 7; Serial: SZNS220411-13280E-SA-S1

Communication System: UID 0, WCDMA (0); Frequency: 1907.6 MHz;Duty Cycle: 1:1
Medium parameters used (interpolated): f = 1907.6 MHz; σ = 1.438 S/m; ε_r = 39.481; ρ = 1000 kg/m^3
Phantom section: Right Section

DASY5 Configuration:

- Probe: EX3DV4- SN3619; ConvF(7.07, 7.07, 7.07); Calibrated: 2021/08/25
- Sensor-Surface: 4mm (Mechanical Surface Detection)
- Electronics: DAE4 Sn1211; Calibrated: 2022/03/01
- Phantom: Twin SAM; Type: QD000P40CD; Serial: TP:1744
- Measurement SW: DASY52, Version 52.10 (4); SEMCAD X Version 14.6.14 (7501)

Head Right Tilt/WCDMA Band 2 High/Area Scan (71x91x1): Interpolated grid: dx=1.500 mm, dy=1.500 mm
Maximum value of SAR (interpolated) = 1.10 W/kg

Head Right Tilt/WCDMA Band 2 High/Zoom Scan (5x5x7)/Cube 0: Measurement grid: dx=8mm, dy=8mm, dz=5mm
Reference Value = 24.82 V/m; Power Drift = -0.01 dB
Peak SAR (extrapolated) = 1.46 W/kg
SAR(1 g) = 0.838 W/kg; SAR(10 g) = 0.499 W/kg
Maximum value of SAR (measured) = 0.896 W/kg

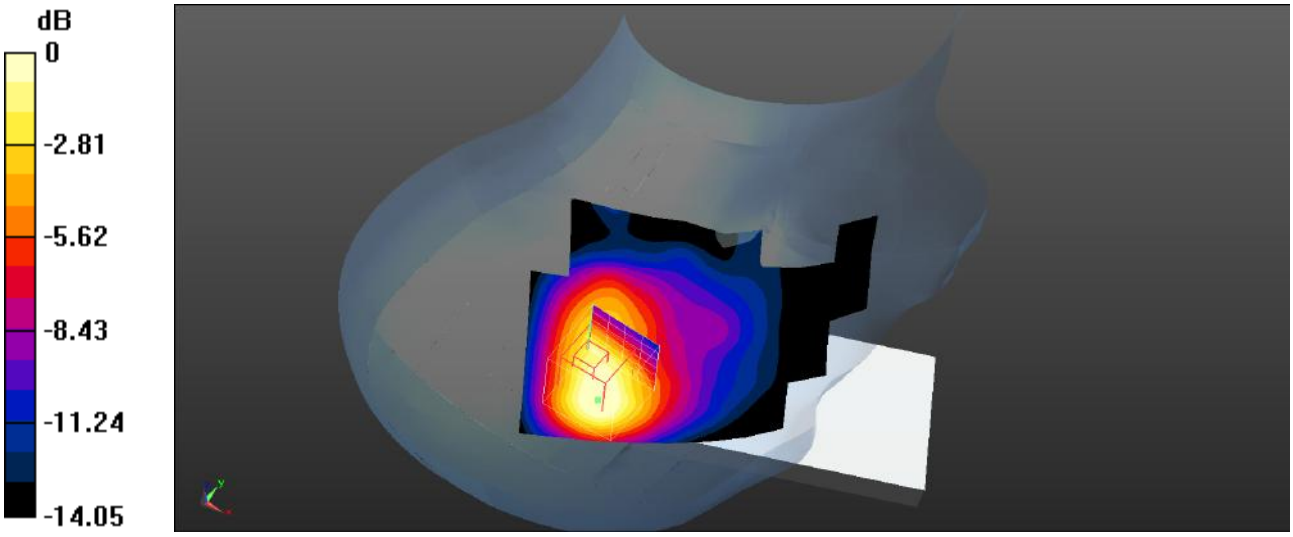

0 dB = 0.896 W/kg = -0.48 dBW/kg

Plot 28#: WCDMA Band 2_Body Front_Mid

DUT: Smart phone; Type: Power 7; Serial: SZNS220411-13280E-SA-S1

Communication System: UID 0, WCDMA (0); Frequency: 1880 MHz;Duty Cycle: 1:1
Medium parameters used (interpolated): f = 1880 MHz; σ = 1.411 S/m; ε_r = 40.3; ρ = 1000 kg/m^3
Phantom section: Flat Section

DASY5 Configuration:

- Probe: EX3DV4- SN3619; ConvF(7.07, 7.07, 7.07); Calibrated: 2021/08/25
- Sensor-Surface: 4mm (Mechanical Surface Detection)
- Electronics: DAE4 Sn1211; Calibrated: 2022/03/01
- Phantom: Twin SAM; Type: QD000P40CD; Serial: TP:1744
- Measurement SW: DASY52, Version 52.10 (4); SEMCAD X Version 14.6.14 (7501)

Body Front/WCDMA Band 2 Mid/Area Scan (71x121x1): Interpolated grid: dx=1.500 mm, dy=1.500 mm
Maximum value of SAR (interpolated) = 0.334 W/kg

Body Front/WCDMA Band 2 Mid/Zoom Scan (5x5x7)/Cube 0: Measurement grid: dx=8mm, dy=8mm, dz=5mm
Reference Value = 9.310 V/m; Power Drift = -0.09 dB
Peak SAR (extrapolated) = 0.454 W/kg
SAR(1 g) = 0.306 W/kg; SAR(10 g) = 0.203 W/kg
Maximum value of SAR (measured) = 0.327 W/kg

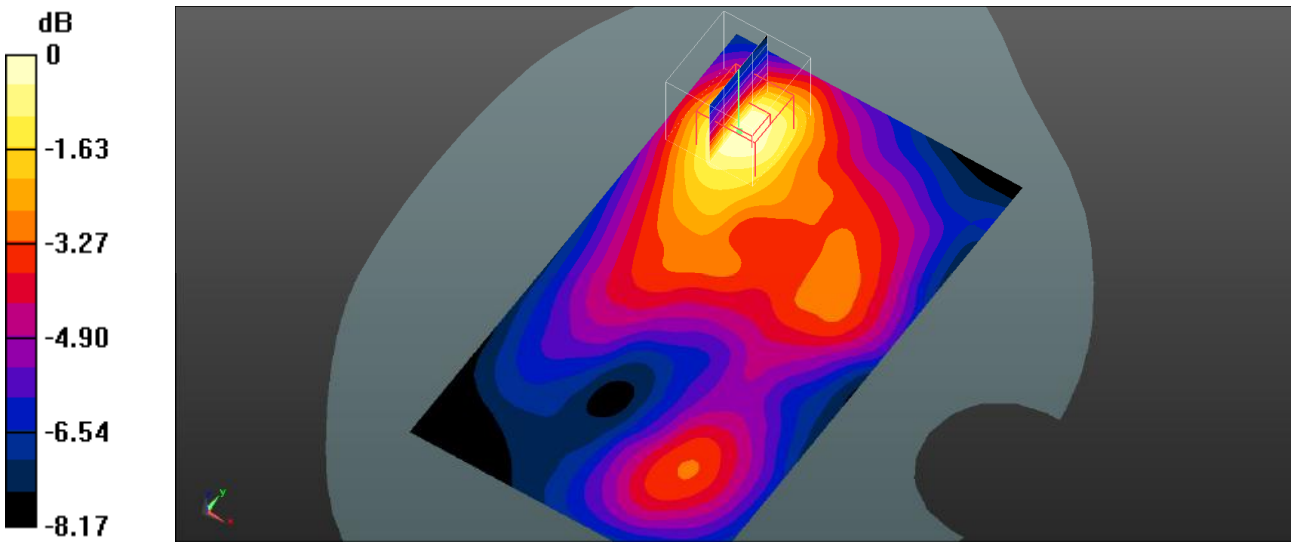

0 dB = 0.327 W/kg = -4.85 dBW/kg

Plot 29#: WCDMA Band 2_Body Back_Mid

DUT: Smart phone; Type: Power 7; Serial: SZNS220411-13280E-SA-S1

Communication System: UID 0, WCDMA (0); Frequency: 1880 MHz;Duty Cycle: 1:1
Medium parameters used (interpolated): f = 1880 MHz; σ = 1.411 S/m; ε_r = 40.3; ρ = 1000 kg/m^3
Phantom section: Flat Section

DASY5 Configuration:

- Probe: EX3DV4- SN3619; ConvF(7.07, 7.07, 7.07); Calibrated: 2021/08/25
- Sensor-Surface: 4mm (Mechanical Surface Detection)
- Electronics: DAE4 Sn1211; Calibrated: 2022/03/01
- Phantom: Twin SAM; Type: QD000P40CD; Serial: TP:1744
- Measurement SW: DASY52, Version 52.10 (4); SEMCAD X Version 14.6.14 (7501)

Body Back/WCDMA Band 2 Mid/Area Scan (71x121x1): Interpolated grid: dx=1.500 mm, dy=1.500 mm
Maximum value of SAR (interpolated) = 0.603 W/kg

Body Back/WCDMA Band 2 Mid/Zoom Scan (5x5x7)/Cube 0: Measurement grid: dx=8mm, dy=8mm, dz=5mm
Reference Value = 12.98 V/m; Power Drift = -0.01 dB
Peak SAR (extrapolated) = 0.847 W/kg
SAR(1 g) = 0.533 W/kg; SAR(10 g) = 0.324 W/kg
Maximum value of SAR (measured) = 0.560 W/kg

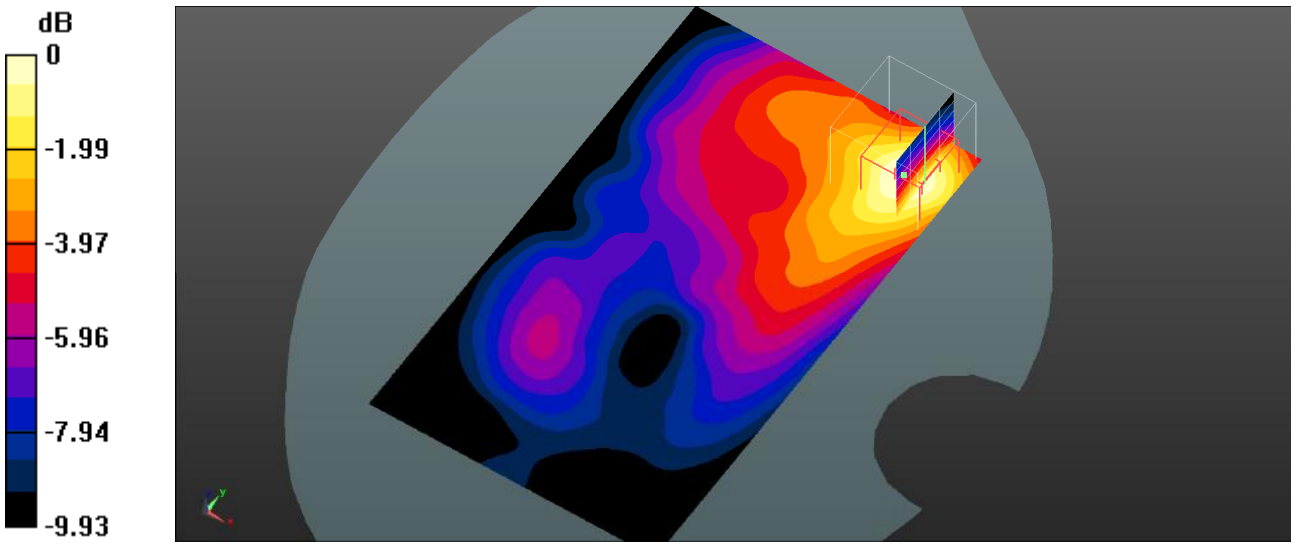

0 dB = 0.560 W/kg = -2.52 dBW/kg

Plot 30#: WCDMA Band 2_Body Left_Mid

DUT: Smart phone; Type: Power 7; Serial: SZNS220411-13280E-SA-S1

Communication System: UID 0, WCDMA (0); Frequency: 1880 MHz;Duty Cycle: 1:1
Medium parameters used (interpolated): f = 1880 MHz; σ = 1.411 S/m; ε_r = 40.3; ρ = 1000 kg/m^3
Phantom section: Flat Section

DASY5 Configuration:

- Probe: EX3DV4- SN3619; ConvF(7.07, 7.07, 7.07); Calibrated: 2021/08/25
- Sensor-Surface: 4mm (Mechanical Surface Detection)
- Electronics: DAE4 Sn1211; Calibrated: 2022/03/01
- Phantom: Twin SAM; Type: QD000P40CD; Serial: TP:1744
- Measurement SW: DASY52, Version 52.10 (4); SEMCAD X Version 14.6.14 (7501)

Body Left/WCDMA Band 2 Mid/Area Scan (61x121x1): Interpolated grid: dx=1.500 mm, dy=1.500 mm
Maximum value of SAR (interpolated) = 0.419 W/kg

Body Left/WCDMA Band 2 Mid/Zoom Scan (5x5x7)/Cube 0: Measurement grid: dx=8mm, dy=8mm, dz=5mm
Reference Value = 12.23 V/m; Power Drift = -0.03 dB
Peak SAR (extrapolated) = 0.558 W/kg
SAR(1 g) = 0.353 W/kg; SAR(10 g) = 0.222 W/kg
Maximum value of SAR (measured) = 0.385 W/kg

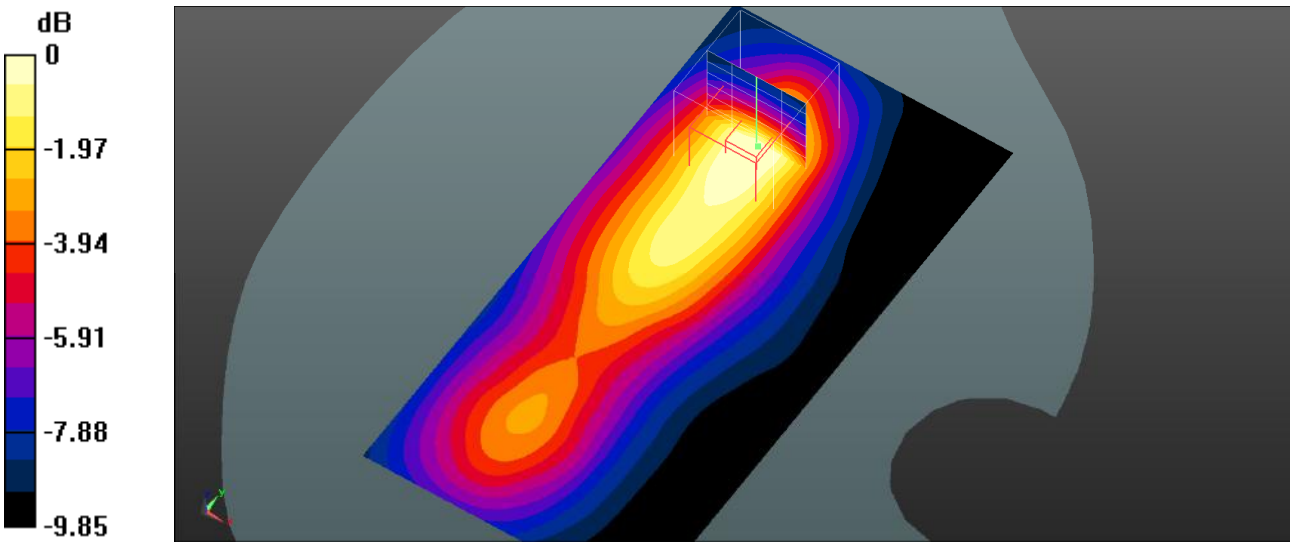

0 dB = 0.385 W/kg = -4.15 dBW/kg

Plot 31#: WCDMA Band 2_Body Top_Mid

DUT: Smart phone; Type: Power 7; Serial: SZNS220411-13280E-SA-S1

Communication System: UID 0, WCDMA (0); Frequency: 1880 MHz;Duty Cycle: 1:1
Medium parameters used (interpolated): f = 1880 MHz; σ = 1.411 S/m; ε_r = 40.3; ρ = 1000 kg/m^3
Phantom section: Flat Section

DASY5 Configuration:

- Probe: EX3DV4- SN3619; ConvF(7.07, 7.07, 7.07); Calibrated: 2021/08/25
- Sensor-Surface: 4mm (Mechanical Surface Detection)
- Electronics: DAE4 Sn1211; Calibrated: 2022/03/01
- Phantom: Twin SAM; Type: QD000P40CD; Serial: TP:1744
- Measurement SW: DASY52, Version 52.10 (4); SEMCAD X Version 14.6.14 (7501)

Body Top/WCDMA Band 2 Mid/Area Scan (71x91x1): Interpolated grid: dx=1.500 mm, dy=1.500 mm
Maximum value of SAR (interpolated) = 0.410 W/kg

Body Top/WCDMA Band 2 Mid/Zoom Scan (5x5x7)/Cube 0: Measurement grid: dx=8mm, dy=8mm, dz=5mm
Reference Value = 16.23 V/m; Power Drift = -0.17 dB
Peak SAR (extrapolated) = 0.524 W/kg
SAR(1 g) = 0.361 W/kg; SAR(10 g) = 0.235 W/kg
Maximum value of SAR (measured) = 0.389 W/kg

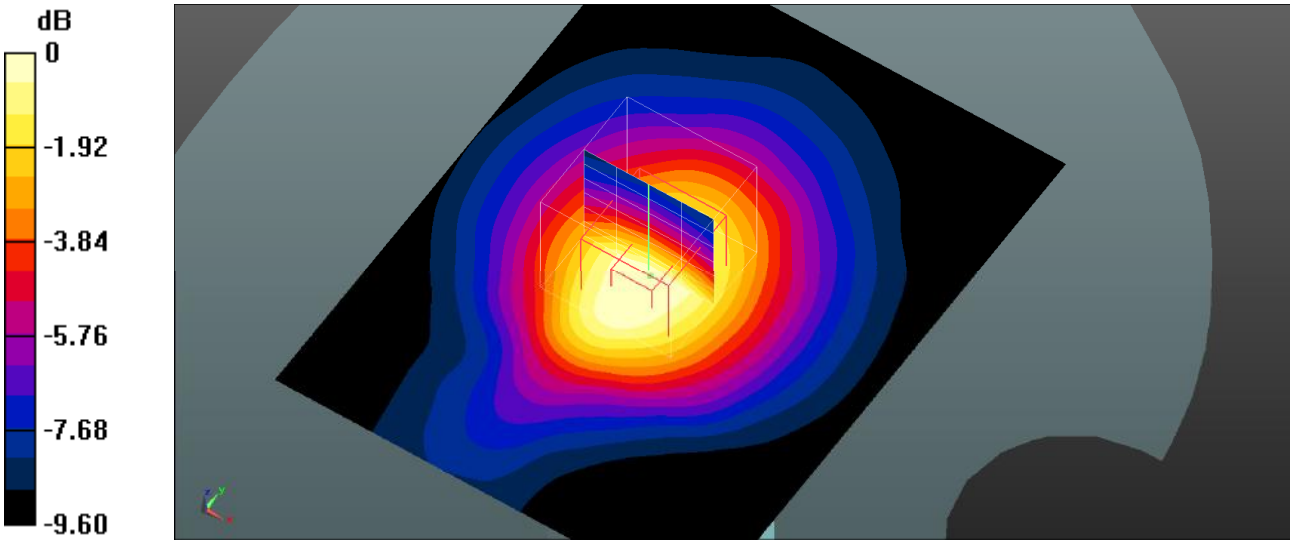

0 dB = 0.389 W/kg = -4.10 dBW/kg

Plot 32#: WCDMA Band 5_Head Left Cheek_Mid

DUT: Smart phone; Type: Power 7; Serial: SZNS220411-13280E-SA-S1

Communication System: UID 0, WCDMA (0); Frequency: 836.6 MHz;Duty Cycle: 1:1
Medium parameters used (interpolated): f = 836.6 MHz; σ = 0.924 S/m; ε_r = 41.839; ρ = 1000 kg/m^3
Phantom section: Left Section

DASY5 Configuration:

- Probe: EX3DV4- SN3619; ConvF(8.5, 8.5, 8.5); Calibrated: 2021/08/25
- Sensor-Surface: 4mm (Mechanical Surface Detection)
- Electronics: DAE4 Sn1211; Calibrated: 2022/03/01
- Phantom: Twin SAM; Type: QD000P40CD; Serial: TP:1744
- Measurement SW: DASY52, Version 52.10 (4); SEMCAD X Version 14.6.14 (7501)

Head Left Cheek/WCDMA Band 5 Mid/Area Scan (71x81x1): Interpolated grid: dx=1.500 mm, dy=1.500 mm
Maximum value of SAR (interpolated) = 0.247 W/kg

Head Left Cheek/WCDMA Band 5 Mid/Zoom Scan (5x5x7)/Cube 0: Measurement grid: dx=8mm, dy=8mm, dz=5mm
Reference Value = 10.09 V/m; Power Drift = -0.01 dB
Peak SAR (extrapolated) = 0.260 W/kg
SAR(1 g) = 0.206 W/kg; SAR(10 g) = 0.164 W/kg
Maximum value of SAR (measured) = 0.209 W/kg

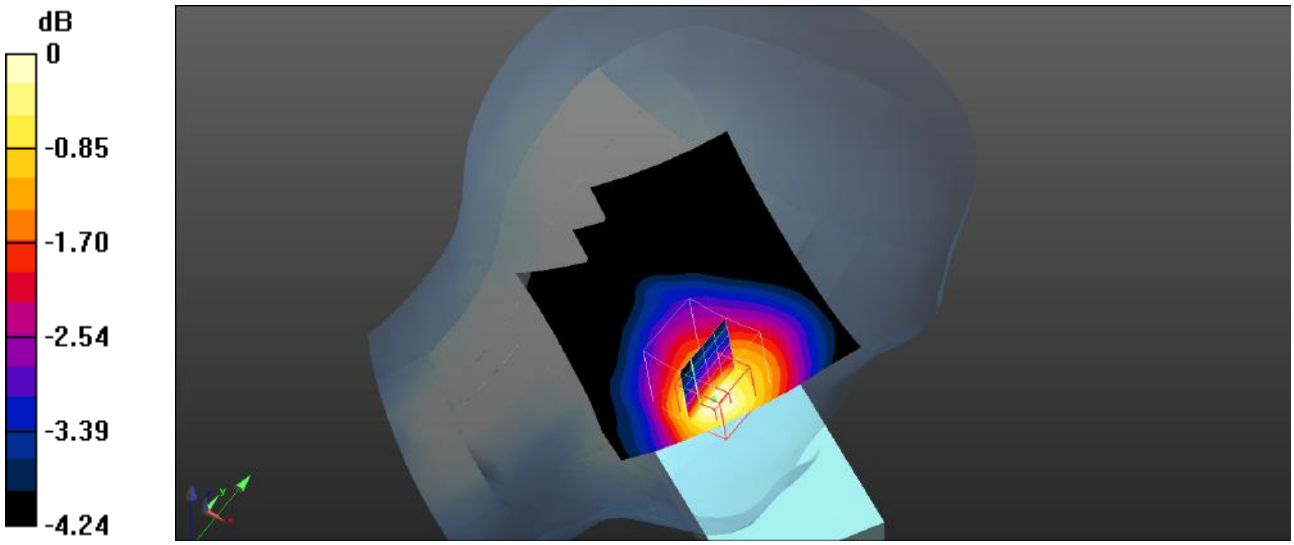

0 dB = 0.233 W/kg = -6.33 dBW/kg

Plot 33#: WCDMA Band 5_Head Left Tilt_Mid

DUT: Smart phone; Type: Power 7; Serial: SZNS220411-13280E-SA-S1

Communication System: UID 0, WCDMA (0); Frequency: 836.6 MHz;Duty Cycle: 1:1
Medium parameters used (interpolated): f = 836.6 MHz; σ = 0.924 S/m; ε_r = 41.839; ρ = 1000 kg/m^3
Phantom section: Left Section

DASY5 Configuration:

- Probe: EX3DV4- SN3619; ConvF(8.5, 8.5, 8.5); Calibrated: 2021/08/25
- Sensor-Surface: 4mm (Mechanical Surface Detection)
- Electronics: DAE4 Sn1211; Calibrated: 2022/03/01
- Phantom: Twin SAM; Type: QD000P40CD; Serial: TP:1744
- Measurement SW: DASY52, Version 52.10 (4); SEMCAD X Version 14.6.14 (7501)

Head Left Tilt/WCDMA Band 5 Mid/Area Scan (71x81x1): Interpolated grid: dx=1.500 mm, dy=1.500 mm
Maximum value of SAR (interpolated) = 0.153 W/kg

Head Left Tilt/WCDMA Band 5 Mid/Zoom Scan (5x5x7)/Cube 0: Measurement grid: dx=8mm, dy=8mm, dz=5mm
Reference Value = 9.873 V/m; Power Drift = -0.09 dB
Peak SAR (extrapolated) = 0.116 W/kg
SAR(1 g) = 0.105 W/kg; SAR(10 g) = 0.092 W/kg
Maximum value of SAR (measured) = 0.108 W/kg



0 dB = 0.142 W/kg = -8.48 dBW/kg

Plot 34#: WCDMA Band 5_Head Right Cheek_Mid

DUT: Smart phone; Type: Power 7; Serial: SZNS220411-13280E-SA-S1

Communication System: UID 0, WCDMA (0); Frequency: 836.6 MHz;Duty Cycle: 1:1
Medium parameters used (interpolated): f = 836.6 MHz; σ = 0.924 S/m; ε_r = 41.839; ρ = 1000 kg/m^3
Phantom section: Right Section

DASY5 Configuration:

- Probe: EX3DV4- SN3619; ConvF(8.5, 8.5, 8.5); Calibrated: 2021/08/25
- Sensor-Surface: 4mm (Mechanical Surface Detection)
- Electronics: DAE4 Sn1211; Calibrated: 2022/03/01
- Phantom: Twin SAM; Type: QD000P40CD; Serial: TP:1744
- Measurement SW: DASY52, Version 52.10 (4); SEMCAD X Version 14.6.14 (7501)

Head Right Cheek/WCDMA Band 5 Mid/Area Scan (71x81x1): Interpolated grid: dx=1.500 mm, dy=1.500 mm
Maximum value of SAR (interpolated) = 0.256 W/kg

Head Right Cheek/WCDMA Band 5 Mid/Zoom Scan (5x5x7)/Cube 0: Measurement grid: dx=8mm, dy=8mm, dz=5mm
Reference Value = 9.892 V/m; Power Drift = -0.06 dB
Peak SAR (extrapolated) = 0.253 W/kg
SAR(1 g) = 0.234 W/kg; SAR(10 g) = 0.198 W/kg
Maximum value of SAR (measured) = 0.241 W/kg

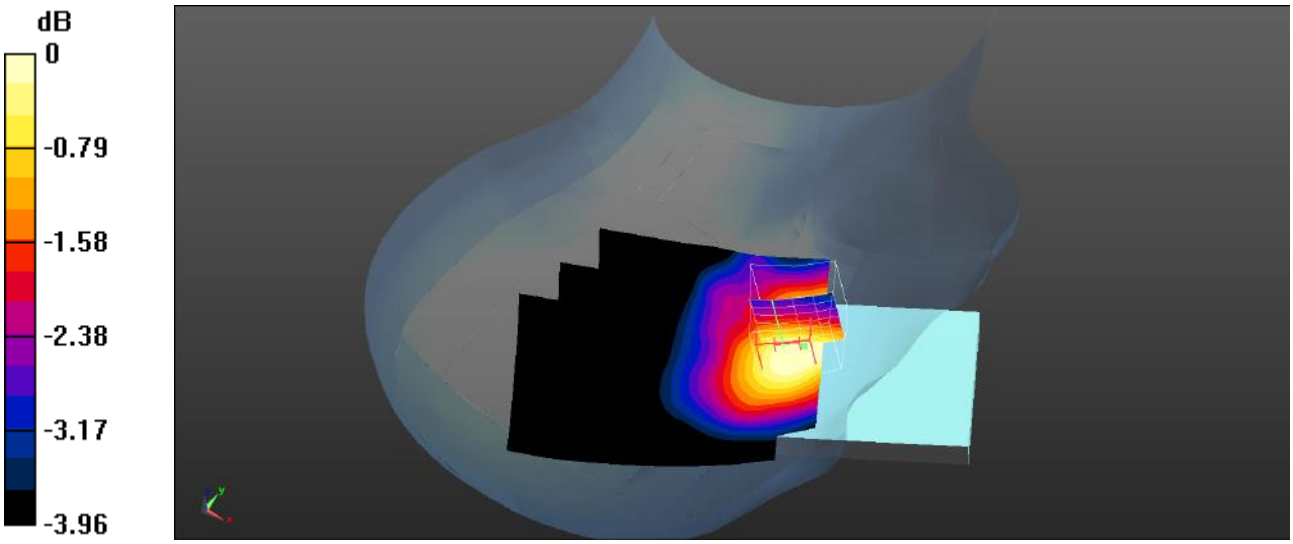

0 dB = 0.241 W/kg = -6.18 dBW/kg

Plot 35#: WCDMA Band 5_Head Right Tilt_Mid

DUT: Smart phone; Type: Power 7; Serial: SZNS220411-13280E-SA-S1

Communication System: UID 0, WCDMA (0); Frequency: 836.6 MHz;Duty Cycle: 1:1
Medium parameters used (interpolated): f = 836.6 MHz; σ = 0.924 S/m; ε_r = 41.839; ρ = 1000 kg/m^3
Phantom section: Right Section

DASY5 Configuration:

- Probe: EX3DV4- SN3619; ConvF(8.5, 8.5, 8.5); Calibrated: 2021/08/25
- Sensor-Surface: 4mm (Mechanical Surface Detection)
- Electronics: DAE4 Sn1211; Calibrated: 2022/03/01
- Phantom: Twin SAM; Type: QD000P40CD; Serial: TP:1744
- Measurement SW: DASY52, Version 52.10 (4); SEMCAD X Version 14.6.14 (7501)

Head Right Tilt/WCDMA Band 5 Mid/Area Scan (71x91x1): Interpolated grid: dx=1.500 mm, dy=1.500 mm
Maximum value of SAR (interpolated) = 0.142 W/kg

Head Right Tilt/WCDMA Band 5 Mid/Zoom Scan (5x5x7)/Cube 0: Measurement grid: dx=8mm, dy=8mm, dz=5mm
Reference Value = 6.728 V/m; Power Drift = -0.06 dB
Peak SAR (extrapolated) = 0.106 W/kg
SAR(1 g) = 0.092 W/kg; SAR(10 g) = 0.073 W/kg
Maximum value of SAR (measured) = 0.0962 W/kg

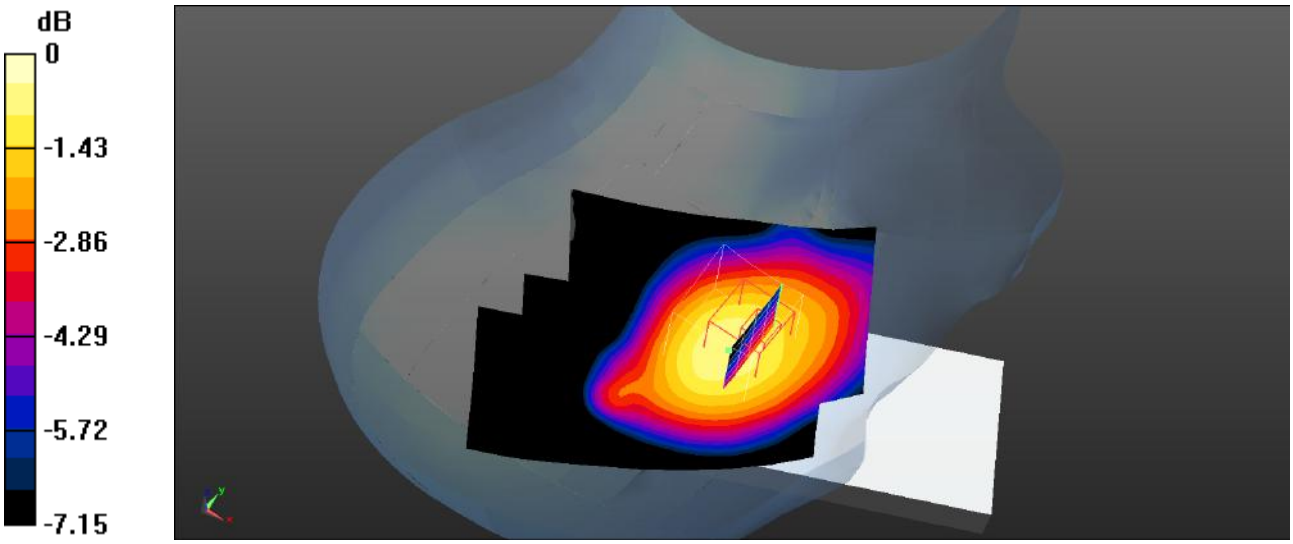

0 dB = 0.162 W/kg = -7.90 dBW/kg

Plot 36#: WCDMA Band 5_Body Front_Mid

DUT: Smart phone; Type: Power 7; Serial: SZNS220411-13280E-SA-S1

Communication System: UID 0, WCDMA (0); Frequency: 836.6 MHz;Duty Cycle: 1:1
Medium parameters used (interpolated): f = 836.6 MHz; σ = 0.924 S/m; ε_r = 41.839; ρ = 1000 kg/m^3
Phantom section: Flat Section

DASY5 Configuration:

- Probe: EX3DV4- SN3619; ConvF(8.5, 8.5, 8.5); Calibrated: 2021/08/25
- Sensor-Surface: 4mm (Mechanical Surface Detection)
- Electronics: DAE4 Sn1211; Calibrated: 2022/03/01
- Phantom: Twin SAM; Type: QD000P40CD; Serial: TP:1744
- Measurement SW: DASY52, Version 52.10 (4); SEMCAD X Version 14.6.14 (7501)

Body Front/WCDMA Band 5 Mid/Area Scan (71x121x1): Interpolated grid: dx=1.500 mm, dy=1.500 mm
Maximum value of SAR (interpolated) = 0.164 W/kg

Body Front/WCDMA Band 5 Mid/Zoom Scan (5x5x7)/Cube 0: Measurement grid: dx=8mm, dy=8mm, dz=5mm
Reference Value = 13.05 V/m; Power Drift = -0.02 dB
Peak SAR (extrapolated) = 0.227 W/kg
SAR(1 g) = 0.152 W/kg; SAR(10 g) = 0.102 W/kg
Maximum value of SAR (measured) = 0.160 W/kg

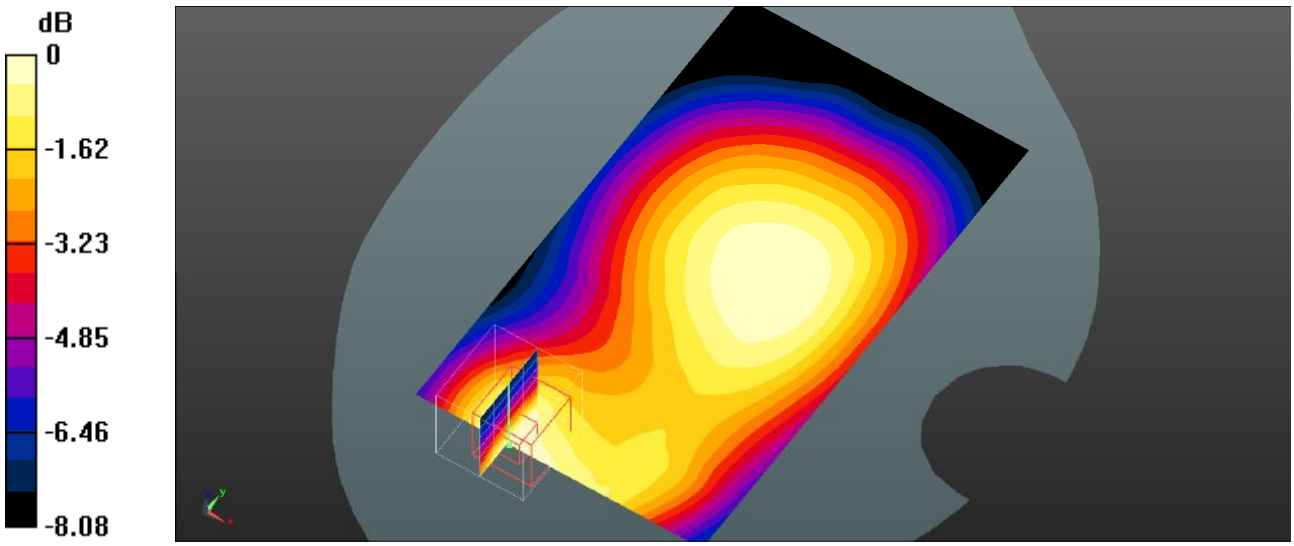

0 dB = 0.160 W/kg = -7.96 dBW/kg

Plot 37#: WCDMA Band 5_Body Back_Mid

DUT: Smart phone; Type: Power 7; Serial: SZNS220411-13280E-SA-S1

Communication System: UID 0, WCDMA (0); Frequency: 836.6 MHz;Duty Cycle: 1:1
Medium parameters used (interpolated): f = 836.6 MHz; σ = 0.924 S/m; ε_r = 41.839; ρ = 1000 kg/m^3
Phantom section: Flat Section

DASY5 Configuration:

- Probe: EX3DV4- SN3619; ConvF(8.5, 8.5, 8.5); Calibrated: 2021/08/25
- Sensor-Surface: 4mm (Mechanical Surface Detection)
- Electronics: DAE4 Sn1211; Calibrated: 2022/03/01
- Phantom: Twin SAM; Type: QD000P40CD; Serial: TP:1744
- Measurement SW: DASY52, Version 52.10 (4); SEMCAD X Version 14.6.14 (7501)

Body Back/WCDMA Band 5 Mid/Area Scan (71x121x1): Interpolated grid: dx=1.500 mm, dy=1.500 mm
Maximum value of SAR (interpolated) = 0.301 W/kg

Body Back/WCDMA Band 5 Mid/Zoom Scan (5x5x7)/Cube 0: Measurement grid: dx=8mm, dy=8mm, dz=5mm
Reference Value = 17.84 V/m; Power Drift = -0.13 dB
Peak SAR (extrapolated) = 0.358 W/kg
SAR(1 g) = 0.290 W/kg; SAR(10 g) = 0.225 W/kg
Maximum value of SAR (measured) = 0.301 W/kg

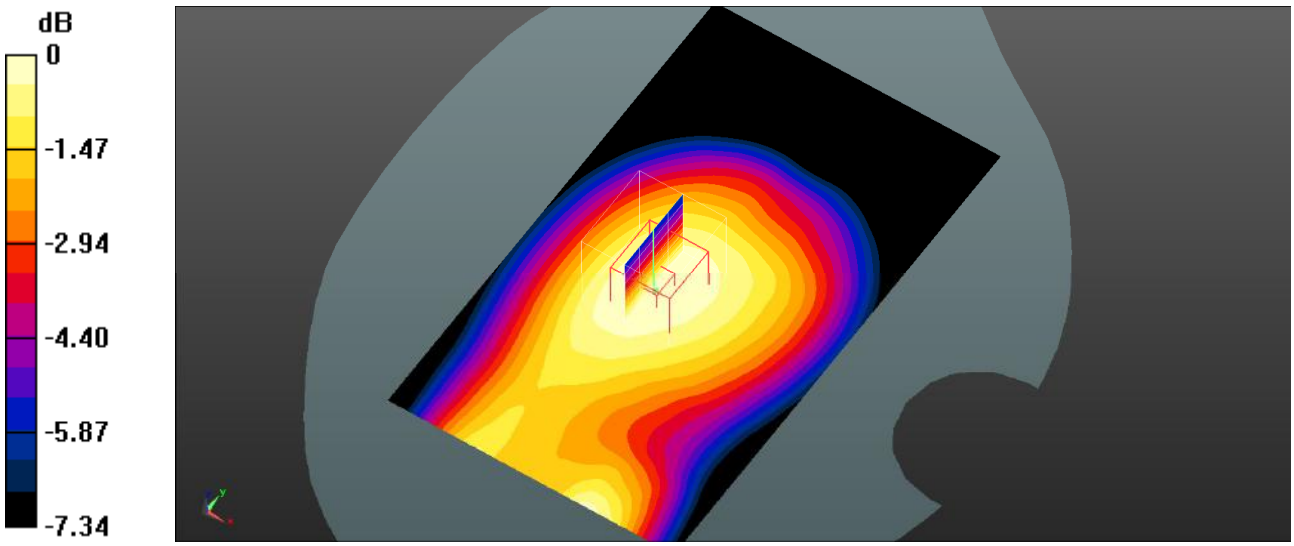

0 dB = 0.301 W/kg = -5.21 dBW/kg

Plot 38#: WCDMA Band 5_Body Left_Mid

DUT: Smart phone; Type: Power 7; Serial: SZNS220411-13280E-SA-S1

Communication System: UID 0, WCDMA (0); Frequency: 836.6 MHz;Duty Cycle: 1:1
Medium parameters used (interpolated): f = 836.6 MHz; σ = 0.924 S/m; ε_r = 41.839; ρ = 1000 kg/m^3
Phantom section: Flat Section

DASY5 Configuration:

- Probe: EX3DV4- SN3619; ConvF(8.5, 8.5, 8.5); Calibrated: 2021/08/25
- Sensor-Surface: 4mm (Mechanical Surface Detection)
- Electronics: DAE4 Sn1211; Calibrated: 2022/03/01
- Phantom: Twin SAM; Type: QD000P40CD; Serial: TP:1744
- Measurement SW: DASY52, Version 52.10 (4); SEMCAD X Version 14.6.14 (7501)

Body Left/WCDMA Band 5 Mid/Area Scan (61x121x1): Interpolated grid: dx=1.500 mm, dy=1.500 mm
Maximum value of SAR (interpolated) = 0.104 W/kg

Body Left/WCDMA Band 5 Mid/Zoom Scan (5x5x7)/Cube 0: Measurement grid: dx=8mm, dy=8mm, dz=5mm
Reference Value = 10.38 V/m; Power Drift = -0.01 dB
Peak SAR (extrapolated) = 0.123 W/kg
SAR(1 g) = 0.097 W/kg; SAR(10 g) = 0.073 W/kg
Maximum value of SAR (measured) = 0.101 W/kg

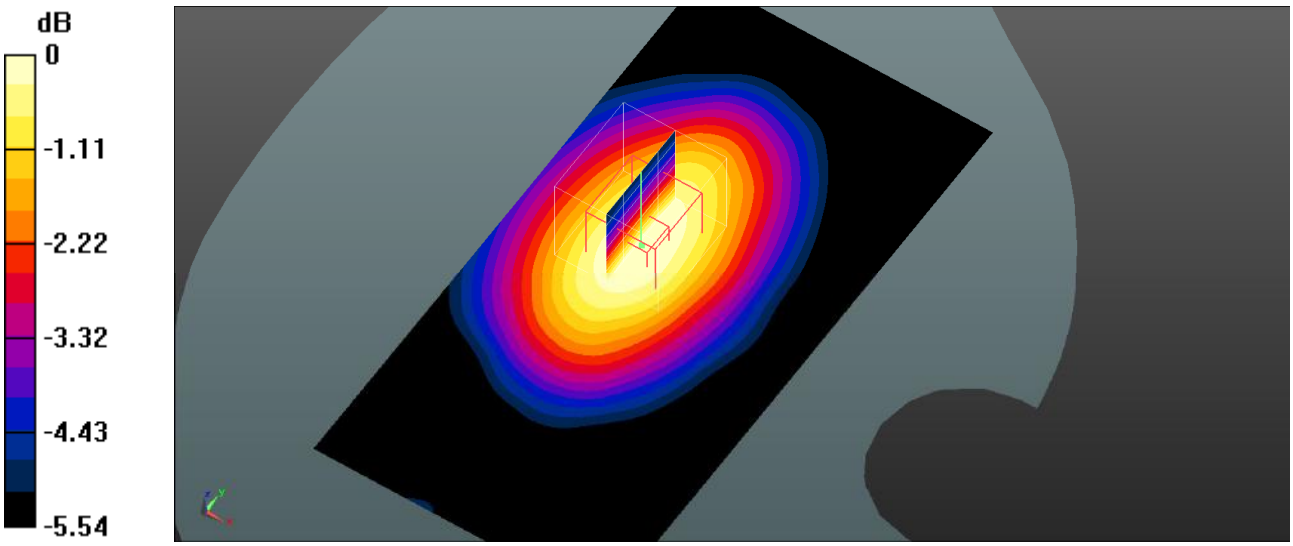

0 dB = 0.101 W/kg = -9.96 dBW/kg

Plot 39#: WCDMA Band 5_Body Right_Mid

DUT: Smart phone; Type: Power 7; Serial: SZNS220411-13280E-SA-S1

Communication System: UID 0, WCDMA (0); Frequency: 836.6 MHz;Duty Cycle: 1:1
Medium parameters used (interpolated): f = 836.6 MHz; σ = 0.924 S/m; ε_r = 41.839; ρ = 1000 kg/m^3
Phantom section: Flat Section

DASY5 Configuration:

- Probe: EX3DV4- SN3619; ConvF(8.5, 8.5, 8.5); Calibrated: 2021/08/25
- Sensor-Surface: 4mm (Mechanical Surface Detection)
- Electronics: DAE4 Sn1211; Calibrated: 2022/03/01
- Phantom: Twin SAM; Type: QD000P40CD; Serial: TP:1744
- Measurement SW: DASY52, Version 52.10 (4); SEMCAD X Version 14.6.14 (7501)

Body Right/WCDMA Band 5 Mid/Area Scan (61x121x1): Interpolated grid: dx=1.500 mm, dy=1.500 mm
Maximum value of SAR (interpolated) = 0.183 W/kg

Body Right/WCDMA Band 5 Mid/Zoom Scan (5x5x7)/Cube 0: Measurement grid: dx=8mm, dy=8mm, dz=5mm
Reference Value = 14.01 V/m; Power Drift = -0.11 dB
Peak SAR (extrapolated) = 0.224 W/kg
SAR(1 g) = 0.172 W/kg; SAR(10 g) = 0.128 W/kg
Maximum value of SAR (measured) = 0.180 W/kg

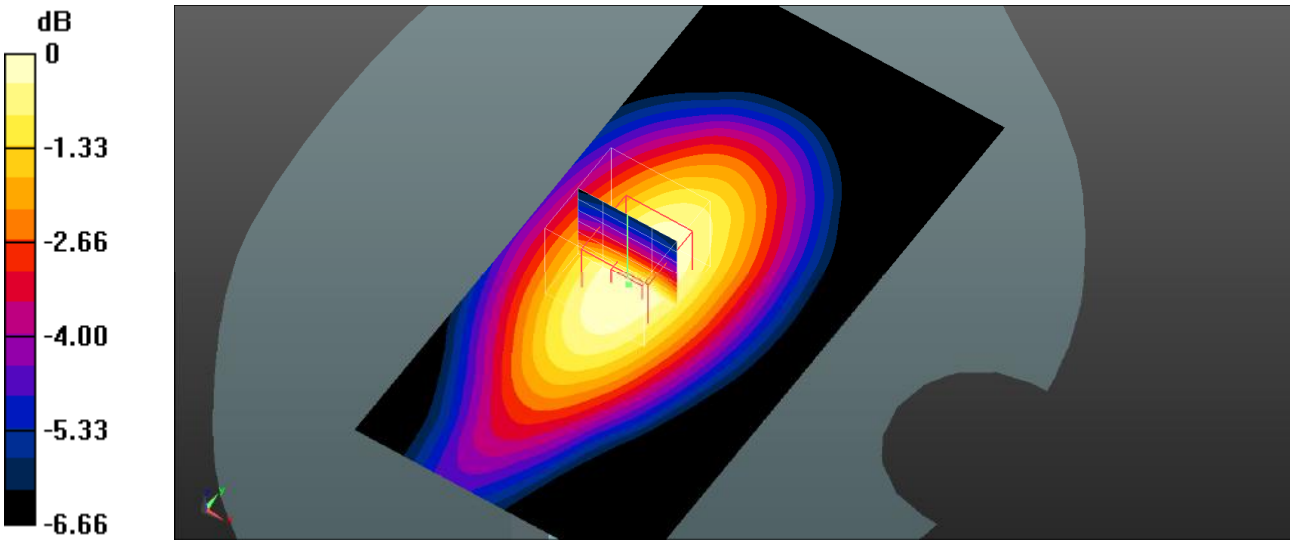

0 dB = 0.180 W/kg = -7.45 dBW/kg

Plot 40#: WCDMA Band 5_Body Bottom_Mid

DUT: Smart phone; Type: Power 7; Serial: SZNS220411-13280E-SA-S1

Communication System: UID 0, WCDMA (0); Frequency: 836.6 MHz;Duty Cycle: 1:1
Medium parameters used (interpolated): f = 836.6 MHz; σ = 0.924 S/m; ε_r = 41.839; ρ = 1000 kg/m^3
Phantom section: Flat Section

DASY5 Configuration:

- Probe: EX3DV4- SN3619; ConvF(8.5, 8.5, 8.5); Calibrated: 2021/08/25
- Sensor-Surface: 4mm (Mechanical Surface Detection)
- Electronics: DAE4 Sn1211; Calibrated: 2022/03/01
- Phantom: Twin SAM; Type: QD000P40CD; Serial: TP:1744
- Measurement SW: DASY52, Version 52.10 (4); SEMCAD X Version 14.6.14 (7501)

Body Bottom/WCDMA Band 5 Mid/Area Scan (71x91x1): Interpolated grid: dx=1.500 mm, dy=1.500 mm
Maximum value of SAR (interpolated) = 0.257 W/kg

Body Bottom/WCDMA Band 5 Mid/Zoom Scan (5x5x7)/Cube 0: Measurement grid: dx=8mm, dy=8mm, dz=5mm
Reference Value = 15.46 V/m; Power Drift = -0.10 dB
Peak SAR (extrapolated) = 0.389 W/kg
SAR(1 g) = 0.207 W/kg; SAR(10 g) = 0.116 W/kg
Maximum value of SAR (measured) = 0.225 W/kg

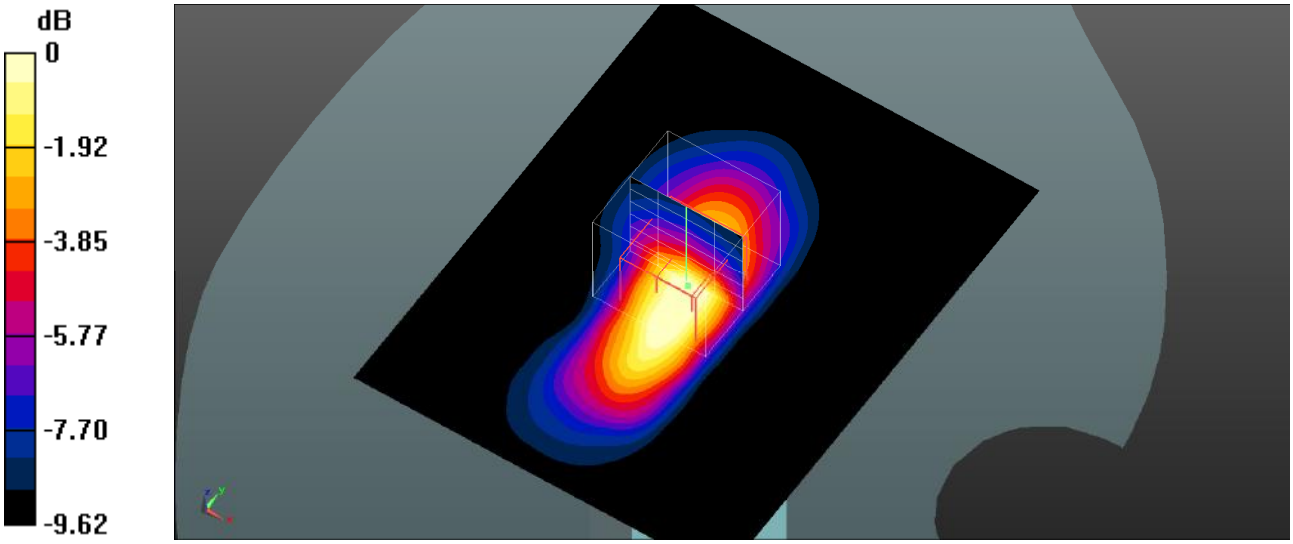

0 dB = 0.225 W/kg = -6.48 dBW/kg

Plot 41#: LTE Band 2_1RB_Head Left Cheek_Mid

DUT: Smart phone; Type: Power 7; Serial: SZNS220411-13280E-SA-S1

Communication System: UID 0, Generic FDD-LTE (0); Frequency: 1880 MHz;Duty Cycle: 1:1
Medium parameters used (interpolated): f = 1880 MHz; σ = 1.411 S/m; ε_r = 40.3; ρ = 1000 kg/m^3
Phantom section: Left Section

DASY5 Configuration:

- Probe: EX3DV4- SN3619; ConvF(7.07, 7.07, 7.07); Calibrated: 2021/08/25
- Sensor-Surface: 4mm (Mechanical Surface Detection)
- Electronics: DAE4 Sn1211; Calibrated: 2022/03/01
- Phantom: Twin SAM; Type: QD000P40CD; Serial: TP:1744
- Measurement SW: DASY52, Version 52.10 (4); SEMCAD X Version 14.6.14 (7501)

Head Left Cheek/LTE Band 2 1RB Mid/Area Scan (101x131x1): Interpolated grid: dx=1.000 mm, dy=1.000 mm
Maximum value of SAR (interpolated) = 0.857 W/kg

Head Left Cheek/LTE Band 2 1RB Mid/Zoom Scan (5x5x7)/Cube 0: Measurement grid: dx=8mm, dy=8mm, dz=5mm
Reference Value = 14.37 V/m; Power Drift = -0.06 dB
Peak SAR (extrapolated) = 1.25 W/kg
SAR(1 g) = 0.702 W/kg; SAR(10 g) = 0.423 W/kg
Maximum value of SAR (measured) = 0.825 W/kg

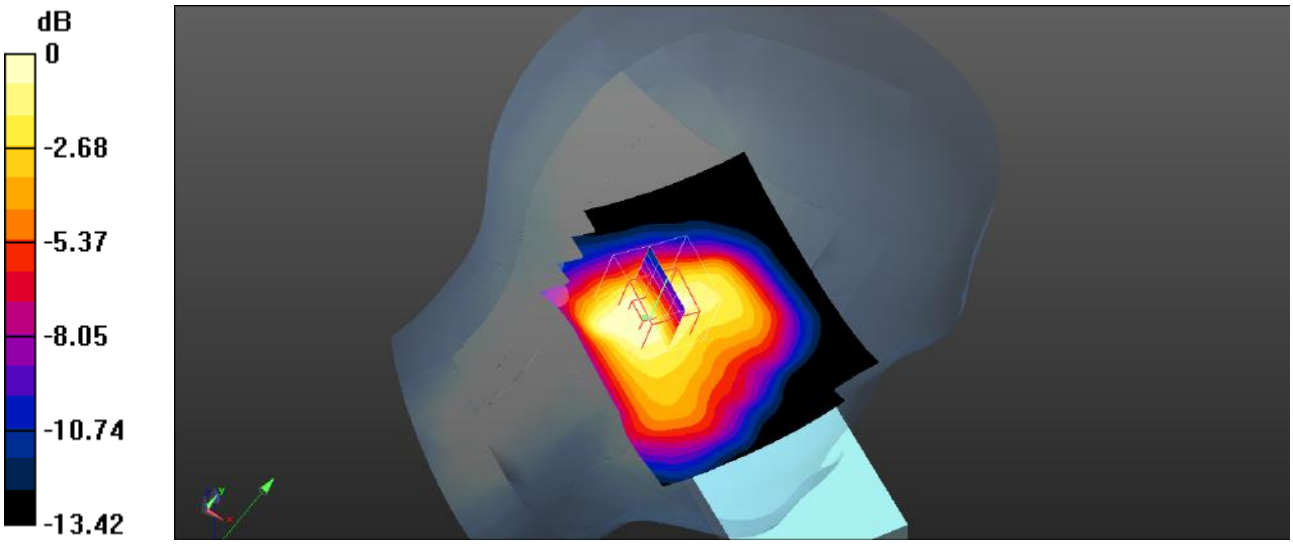

0 dB = 0.825 W/kg = -0.84 dBW/kg

Plot 42#: LTE Band 2_50%RB_Head Left Cheek_Mid

DUT: Smart phone; Type: Power 7; Serial: SZNS220411-13280E-SA-S1

Communication System: UID 0, Generic FDD-LTE (0); Frequency: 1880 MHz;Duty Cycle: 1:1
Medium parameters used (interpolated): f = 1880 MHz; σ = 1.411 S/m; ε_r = 40.3; ρ = 1000 kg/m^3
Phantom section: Left Section

DASY5 Configuration:

- Probe: EX3DV4- SN3619; ConvF(7.07, 7.07, 7.07); Calibrated: 2021/08/25
- Sensor-Surface: 4mm (Mechanical Surface Detection)
- Electronics: DAE4 Sn1211; Calibrated: 2022/03/01
- Phantom: Twin SAM; Type: QD000P40CD; Serial: TP:1744
- Measurement SW: DASY52, Version 52.10 (4); SEMCAD X Version 14.6.14 (7501)

Head Left Cheek/LTE Band 2 50%RB Mid/Area Scan (101x131x1): Interpolated grid: dx=1.000 mm, dy=1.000 mm
Maximum value of SAR (interpolated) = 0.688 W/kg

Head Left Cheek/LTE Band 2 50%RB Mid/Zoom Scan (5x5x7)/Cube 0: Measurement grid: dx=8mm, dy=8mm, dz=5mm
Reference Value = 13.42 V/m; Power Drift = -0.10 dB
Peak SAR (extrapolated) = 1.04 W/kg
SAR(1 g) = 0.643 W/kg; SAR(10 g) = 0.408 W/kg
Maximum value of SAR (measured) = 0.676 W/kg

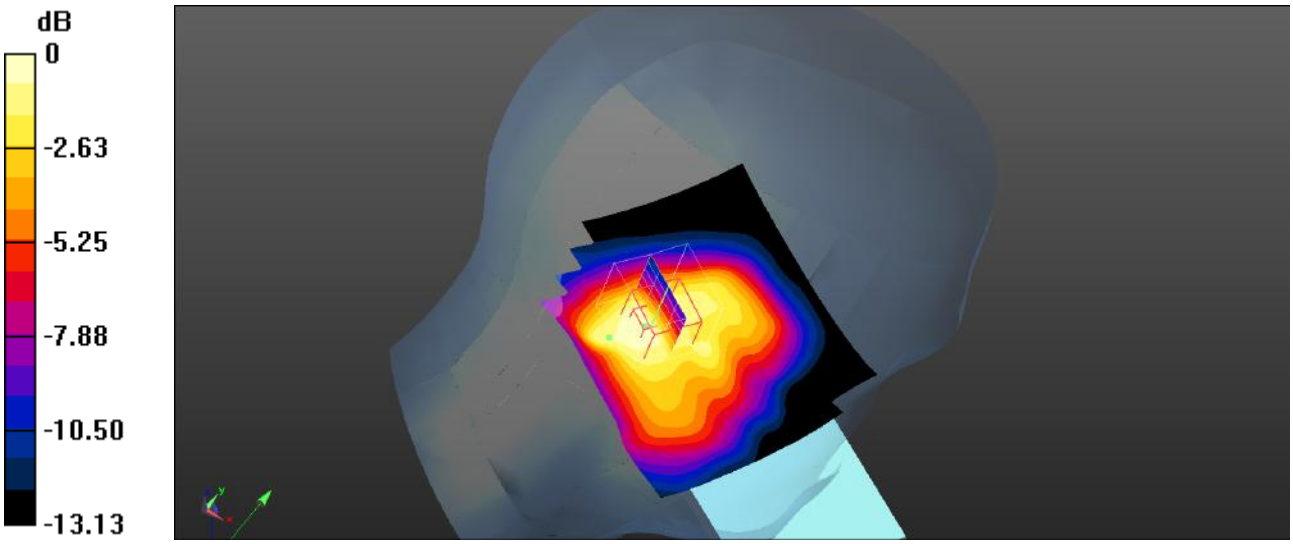

0 dB = 0.676 W/kg = -1.70 dBW/kg

Plot 43#: LTE Band 2_1RB_Head Left Tilt_Mid

DUT: Smart phone; Type: Power 7; Serial: SZNS220411-13280E-SA-S1

Communication System: UID 0, Generic FDD-LTE (0); Frequency: 1880 MHz;Duty Cycle: 1:1
Medium parameters used (interpolated): f = 1880 MHz; σ = 1.411 S/m; ε_r = 40.3; ρ = 1000 kg/m^3
Phantom section: Left Section

DASY5 Configuration:

- Probe: EX3DV4- SN3619; ConvF(7.07, 7.07, 7.07); Calibrated: 2021/08/25
- Sensor-Surface: 4mm (Mechanical Surface Detection)
- Electronics: DAE4 Sn1211; Calibrated: 2022/03/01
- Phantom: Twin SAM; Type: QD000P40CD; Serial: TP:1744
- Measurement SW: DASY52, Version 52.10 (4); SEMCAD X Version 14.6.14 (7501)

Head Left Tilt/LTE Band 2 1RB Mid/Area Scan (91x121x1): Interpolated grid: dx=1.000 mm, dy=1.000 mm
Maximum value of SAR (interpolated) = 1.00 W/kg

Head Left Tilt/LTE Band 2 1RB Mid/Zoom Scan (5x5x7)/Cube 0: Measurement grid: dx=8mm, dy=8mm, dz=5mm
Reference Value = 20.82 V/m; Power Drift = -0.08 dB
Peak SAR (extrapolated) = 1.23 W/kg
SAR(1 g) = 0.693 W/kg; SAR(10 g) = 0.412 W/kg
Maximum value of SAR (measured) = 0.854 W/kg

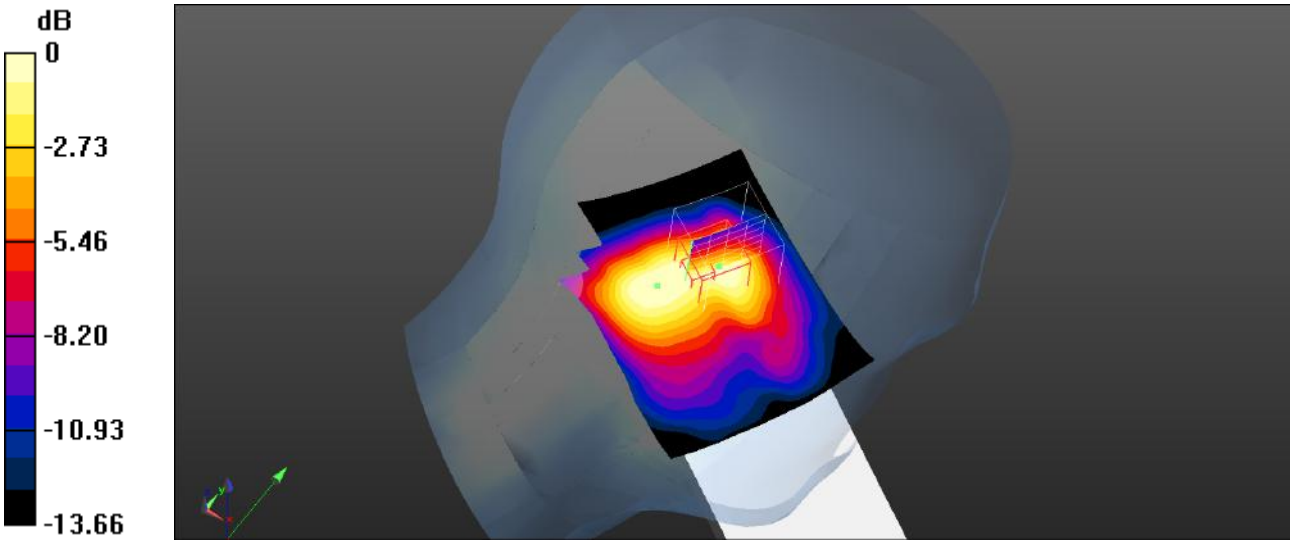

0 dB = 0.854 W/kg = -0.69 dBW/kg

Plot 44#: LTE Band 2_50%RB_Head Left Tilt_Mid

DUT: Smart phone; Type: Power 7; Serial: SZNS220411-13280E-SA-S1

Communication System: UID 0, Generic FDD-LTE (0); Frequency: 1880 MHz;Duty Cycle: 1:1
Medium parameters used (interpolated): f = 1880 MHz; σ = 1.411 S/m; ε_r = 40.3; ρ = 1000 kg/m^3
Phantom section: Left Section

DASY5 Configuration:

- Probe: EX3DV4- SN3619; ConvF(7.07, 7.07, 7.07); Calibrated: 2021/08/25
- Sensor-Surface: 4mm (Mechanical Surface Detection)
- Electronics: DAE4 Sn1211; Calibrated: 2022/03/01
- Phantom: Twin SAM; Type: QD000P40CD; Serial: TP:1744
- Measurement SW: DASY52, Version 52.10 (4); SEMCAD X Version 14.6.14 (7501)

Head Left Tilt/LTE Band 2 50%RB Mid/Area Scan (91x121x1): Interpolated grid: dx=1.000 mm, dy=1.000 mm
Maximum value of SAR (interpolated) = 0.920 W/kg

Head Left Tilt/LTE Band 2 50%RB Mid/Zoom Scan (5x5x7)/Cube 0: Measurement grid: dx=8mm, dy=8mm, dz=5mm
Reference Value = 16.86 V/m; Power Drift = -0.00 dB
Peak SAR (extrapolated) = 1.06 W/kg
SAR(1 g) = 0.642 W/kg; SAR(10 g) = 0.382 W/kg
Maximum value of SAR (measured) = 0.714 W/kg



0 dB = 0.714 W/kg = -1.46 dBW/kg

Plot 45#: LTE Band 2_1RB_Head Right Cheek_Low

DUT: Smart phone; Type: Power 7; Serial: SZNS220411-13280E-SA-S1

Communication System: UID 0, Generic FDD-LTE (0); Frequency: 1860 MHz;Duty Cycle: 1:1
Medium parameters used (interpolated): f = 1860 MHz; σ = 1.402 S/m; ε_r = 39.787; ρ = 1000 kg/m^3
Phantom section: Right Section

DASY5 Configuration:

- Probe: EX3DV4- SN3619; ConvF(7.07, 7.07, 7.07); Calibrated: 2021/08/25
- Sensor-Surface: 4mm (Mechanical Surface Detection)
- Electronics: DAE4 Sn1211; Calibrated: 2022/03/01
- Phantom: Twin SAM; Type: QD000P40CD; Serial: TP:1744
- Measurement SW: DASY52, Version 52.10 (4); SEMCAD X Version 14.6.14 (7501)

Head Right Cheek/LTE Band 2 1RB Low/Area Scan (71x81x1): Interpolated grid: dx=1.500 mm, dy=1.500 mm
Maximum value of SAR (interpolated) = 1.87 W/kg

Head Right Cheek/LTE Band 2 1RB Low/Zoom Scan (5x5x7)/Cube 0: Measurement grid: dx=8mm, dy=8mm, dz=5mm
Reference Value = 29.81 V/m; Power Drift = -0.03 dB
Peak SAR (extrapolated) = 2.75 W/kg
SAR(1 g) = 1.1 W/kg; SAR(10 g) = 0.629 W/kg
Maximum value of SAR (measured) = 1.53 W/kg

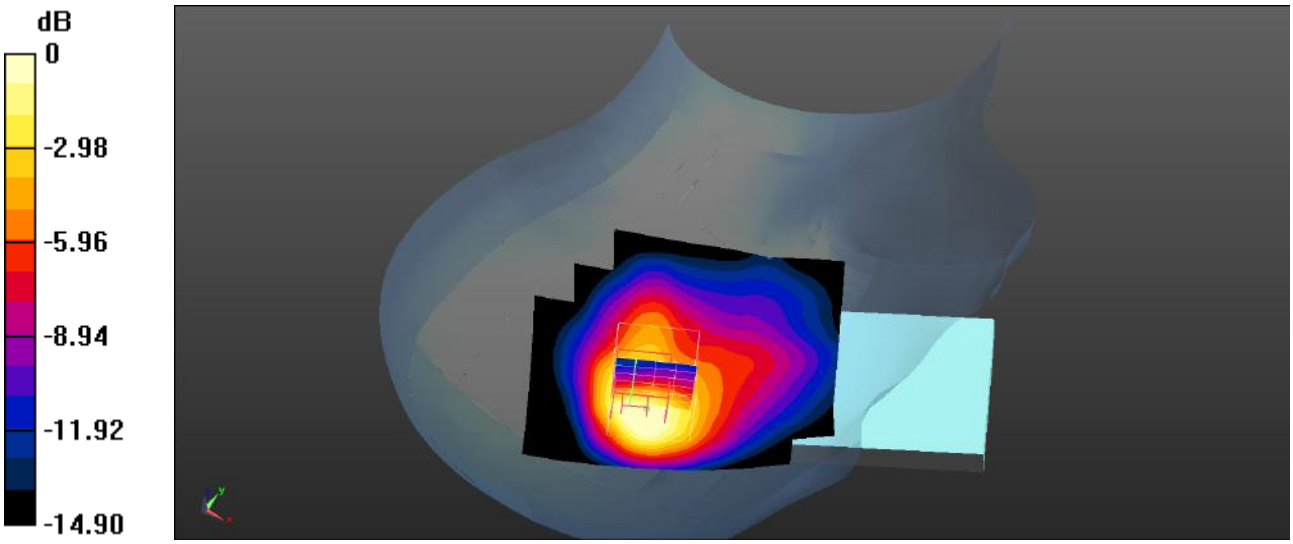

0 dB = 1.53 W/kg = 1.85 dBW/kg

Plot 46#: LTE Band 2_1RB_Head Right Cheek_Mid

DUT: Smart phone; Type: Power 7; Serial: SZNS220411-13280E-SA-S1

Communication System: UID 0, Generic FDD-LTE (0); Frequency: 1880 MHz;Duty Cycle: 1:1
Medium parameters used (interpolated): f = 1880 MHz; σ = 1.411 S/m; ε_r = 40.3; ρ = 1000 kg/m^3
Phantom section: Right Section

DASY5 Configuration:

- Probe: EX3DV4- SN3619; ConvF(7.07, 7.07, 7.07); Calibrated: 2021/08/25
- Sensor-Surface: 4mm (Mechanical Surface Detection)
- Electronics: DAE4 Sn1211; Calibrated: 2022/03/01
- Phantom: Twin SAM; Type: QD000P40CD; Serial: TP:1744
- Measurement SW: DASY52, Version 52.10 (4); SEMCAD X Version 14.6.14 (7501)

Head Right Cheek/LTE Band 2 1RB Mid/Area Scan (71x91x1): Interpolated grid: dx=1.500 mm, dy=1.500 mm
Maximum value of SAR (interpolated) = 1.90 W/kg

Head Right Cheek/LTE Band 2 1RB Mid/Zoom Scan (5x5x7)/Cube 0: Measurement grid: dx=8mm, dy=8mm, dz=5mm
Reference Value = 21.49 V/m; Power Drift = -0.09 dB
Peak SAR (extrapolated) = 2.66 W/kg
SAR(1 g) = 1.21 W/kg; SAR(10 g) = 0.690 W/kg
Maximum value of SAR (measured) = 1.69 W/kg

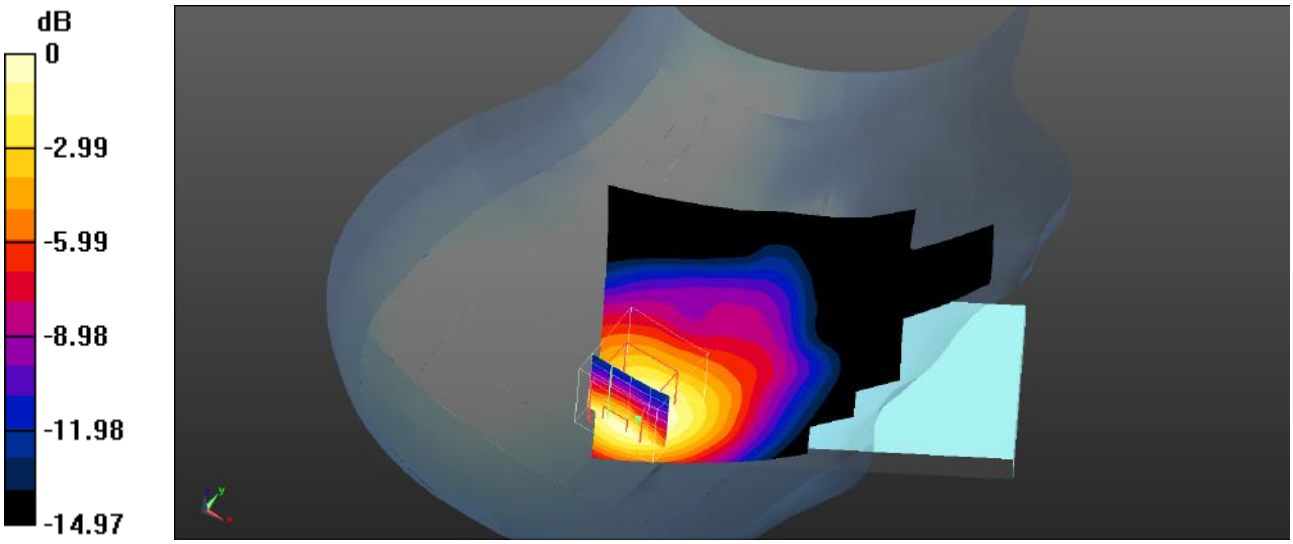

0 dB = 1.69 W/kg = 2.28 dBW/kg

Plot 47#: LTE Band 2_1RB_Head Right Cheek_High

DUT: Smart phone; Type: Power 7; Serial: SZNS220411-13280E-SA-S1

Communication System: UID 0, Generic FDD-LTE (0); Frequency: 1900 MHz;Duty Cycle: 1:1
Medium parameters used (interpolated): f = 1900 MHz; σ = 1.434 S/m; ε_r = 39.321; ρ = 1000 kg/m^3
Phantom section: Right Section

DASY5 Configuration:

- Probe: EX3DV4- SN3619; ConvF(7.07, 7.07, 7.07); Calibrated: 2021/08/25
- Sensor-Surface: 4mm (Mechanical Surface Detection)
- Electronics: DAE4 Sn1211; Calibrated: 2022/03/01
- Phantom: Twin SAM; Type: QD000P40CD; Serial: TP:1744
- Measurement SW: DASY52, Version 52.10 (4); SEMCAD X Version 14.6.14 (7501)

Head Right Cheek/LTE Band 2 1RB High/Area Scan (71x81x1): Interpolated grid: dx=1.500 mm, dy=1.500 mm
Maximum value of SAR (interpolated) = 1.29 W/kg

Head Right Cheek/LTE Band 2 1RB High/Zoom Scan (5x5x7)/Cube 0: Measurement grid: dx=8mm, dy=8mm, dz=5mm
Reference Value = 25.99 V/m; Power Drift = -0.06 dB
Peak SAR (extrapolated) = 1.77 W/kg
SAR(1 g) = 1.0 W/kg; SAR(10 g) = 0.526 W/kg
Maximum value of SAR (measured) = 1.32 W/kg

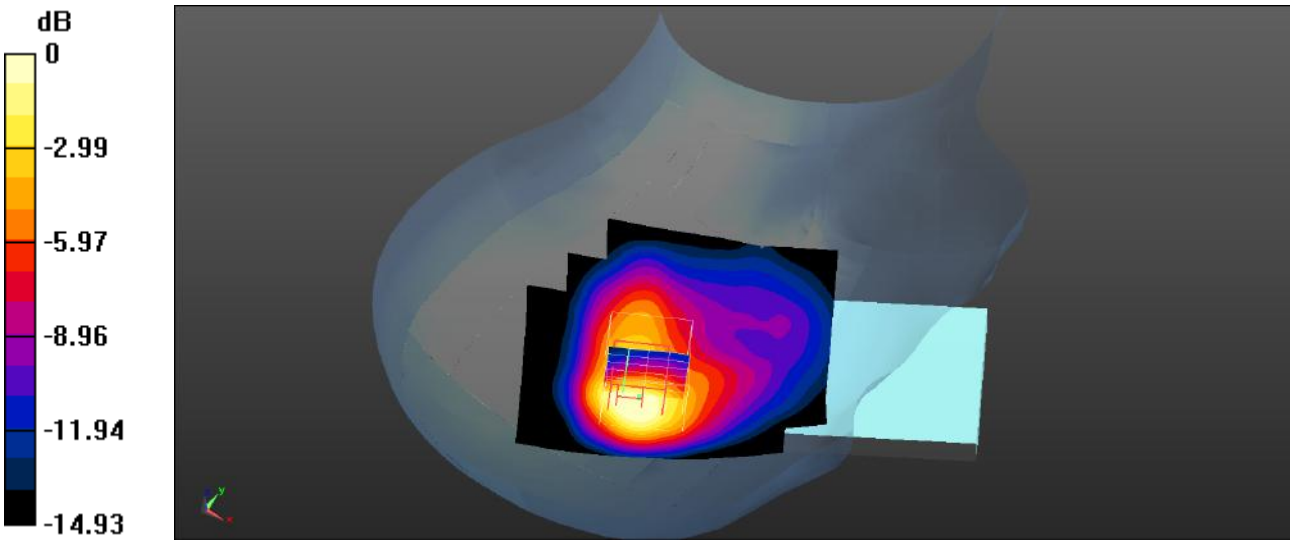

0 dB = 1.32 W/kg = 1.21 dBW/kg

Plot 48#: LTE Band 2_50%RB_Head Right Cheek_Low

DUT: Smart phone; Type: Power 7; Serial: SZNS220411-13280E-SA-S1

Communication System: UID 0, Generic FDD-LTE (0); Frequency: 1860 MHz;Duty Cycle: 1:1
Medium parameters used (interpolated): f = 1860 MHz; σ = 1.402 S/m; ε_r = 39.787; ρ = 1000 kg/m^3
Phantom section: Right Section

DASY5 Configuration:

- Probe: EX3DV4- SN3619; ConvF(7.07, 7.07, 7.07); Calibrated: 2021/08/25
- Sensor-Surface: 4mm (Mechanical Surface Detection)
- Electronics: DAE4 Sn1211; Calibrated: 2022/03/01
- Phantom: Twin SAM; Type: QD000P40CD; Serial: TP:1744
- Measurement SW: DASY52, Version 52.10 (4); SEMCAD X Version 14.6.14 (7501)

Head Right Cheek/LTE Band 2 50%RB Low/Area Scan (71x81x1): Interpolated grid: dx=1.500 mm, dy=1.500 mm
Maximum value of SAR (interpolated) = 1.73 W/kg

Head Right Cheek/LTE Band 2 50%RB Low/Zoom Scan (5x5x7)/Cube 0: Measurement grid: dx=8mm, dy=8mm, dz=5mm
Reference Value = 20.10 V/m; Power Drift = 0.02 dB
Peak SAR (extrapolated) = 2.29 W/kg
SAR(1 g) = 1.18 W/kg; SAR(10 g) = 0.671 W/kg
Maximum value of SAR (measured) = 1.48 W/kg

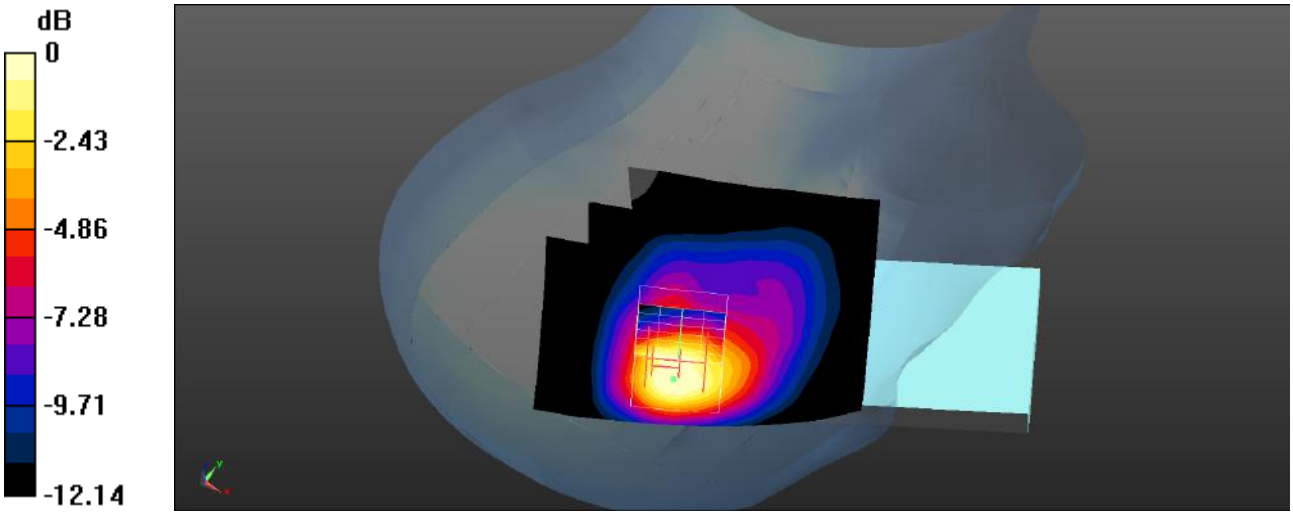

0 dB = 1.48 W/kg = 1.70 dBW/kg

Plot 49#: LTE Band 2_50%RB_Head Right Cheek_Mid

DUT: Smart phone; Type: Power 7; Serial: SZNS220411-13280E-SA-S1

Communication System: UID 0, Generic FDD-LTE (0); Frequency: 1880 MHz;Duty Cycle: 1:1
Medium parameters used (interpolated): f = 1880 MHz; σ = 1.411 S/m; ε_r = 40.3; ρ = 1000 kg/m^3
Phantom section: Right Section

DASY5 Configuration:

- Probe: EX3DV4- SN3619; ConvF(7.07, 7.07, 7.07); Calibrated: 2021/08/25
- Sensor-Surface: 4mm (Mechanical Surface Detection)
- Electronics: DAE4 Sn1211; Calibrated: 2022/03/01
- Phantom: Twin SAM; Type: QD000P40CD; Serial: TP:1744
- Measurement SW: DASY52, Version 52.10 (4); SEMCAD X Version 14.6.14 (7501)

Head Right Cheek/LTE Band 2 50%RB Mid/Area Scan (71x81x1): Interpolated grid: dx=1.500 mm, dy=1.500 mm
Maximum value of SAR (interpolated) = 1.58 W/kg

Head Right Cheek/LTE Band 2 50%RB Mid/Zoom Scan (5x5x7)/Cube 0: Measurement grid: dx=8mm, dy=8mm, dz=5mm
Reference Value = 19.68 V/m; Power Drift = -0.05 dB
Peak SAR (extrapolated) = 3.16 W/kg
SAR(1 g) = 1.2 W/kg; SAR(10 g) = 0.658 W/kg
Maximum value of SAR (measured) = 1.68 W/kg

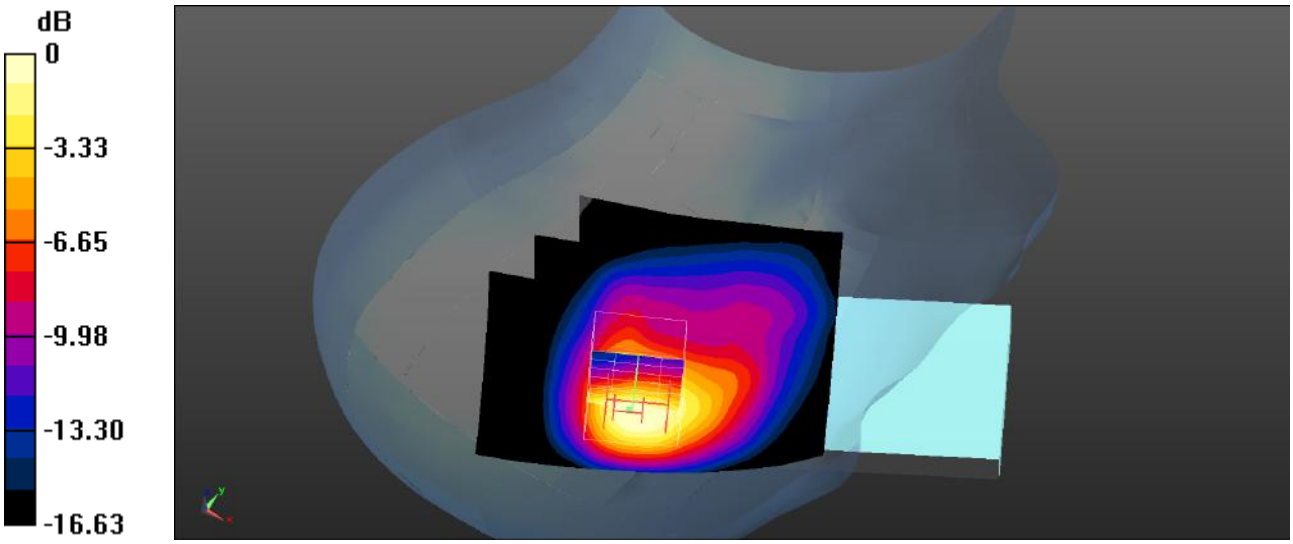

0 dB = 1.68 W/kg = 2.25 dBW/kg

Plot 50#: LTE Band 2_50%RB_Head Right Cheek_High

DUT: Smart phone; Type: Power 7; Serial: SZNS220411-13280E-SA-S1

Communication System: UID 0, Generic FDD-LTE (0); Frequency: 1900 MHz;Duty Cycle: 1:1
Medium parameters used (interpolated): f = 1900 MHz; σ = 1.434 S/m; ε_r = 39.321; ρ = 1000 kg/m^3
Phantom section: Right Section

DASY5 Configuration:

- Probe: EX3DV4- SN3619; ConvF(7.07, 7.07, 7.07); Calibrated: 2021/08/25
- Sensor-Surface: 4mm (Mechanical Surface Detection)
- Electronics: DAE4 Sn1211; Calibrated: 2022/03/01
- Phantom: Twin SAM; Type: QD000P40CD; Serial: TP:1744
- Measurement SW: DASY52, Version 52.10 (4); SEMCAD X Version 14.6.14 (7501)

Head Right Cheek/LTE Band 2 50%RB High/Area Scan (71x81x1): Interpolated grid: dx=1.500 mm, dy=1.500 mm
Maximum value of SAR (interpolated) = 1.61 W/kg

Head Right Cheek/LTE Band 2 50%RB High/Zoom Scan (5x5x7)/Cube 0: Measurement grid: dx=8mm, dy=8mm, dz=5mm
Reference Value = 19.47 V/m; Power Drift = -0.02 dB
Peak SAR (extrapolated) = 2.70 W/kg
SAR(1 g) = 1.07 W/kg; SAR(10 g) = 0.606 W/kg
Maximum value of SAR (measured) = 1.58 W/kg

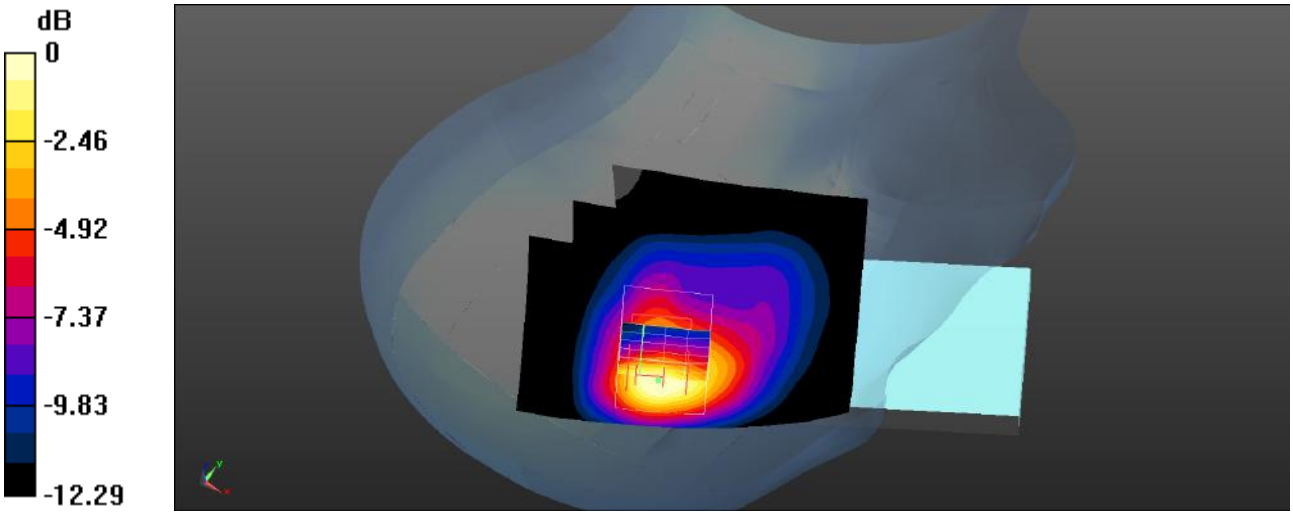

0 dB = 1.58 W/kg = 1.99 dBW/kg

Plot 51#: LTE Band 2_100%RB_Head Right Cheek_Mid

DUT: Smart phone; Type: Power 7; Serial: SZNS220411-13280E-SA-S1

Communication System: UID 0, Generic FDD-LTE (0); Frequency: 1880 MHz;Duty Cycle: 1:1
Medium parameters used (interpolated): f = 1880 MHz; σ = 1.411 S/m; ε_r = 40.3; ρ = 1000 kg/m^3
Phantom section: Right Section

DASY5 Configuration:

- Probe: EX3DV4- SN3619; ConvF(7.07, 7.07, 7.07); Calibrated: 2021/08/25
- Sensor-Surface: 4mm (Mechanical Surface Detection)
- Electronics: DAE4 Sn1211; Calibrated: 2022/03/01
- Phantom: Twin SAM; Type: QD000P40CD; Serial: TP:1744
- Measurement SW: DASY52, Version 52.10 (4); SEMCAD X Version 14.6.14 (7501)

Head Right Cheek/LTE Band 2 100%RB Mid/Area Scan (71x81x1): Interpolated grid: dx=1.500 mm, dy=1.500 mm
Maximum value of SAR (interpolated) = 1.78 W/kg

Head Right Cheek/LTE Band 2 100%RB Mid/Zoom Scan (5x5x7)/Cube 0: Measurement grid: dx=8mm, dy=8mm, dz=5mm
Reference Value = 19.07 V/m; Power Drift = -0.07 dB
Peak SAR (extrapolated) = 3.12 W/kg
SAR(1 g) = 1.08 W/kg; SAR(10 g) = 0.573 W/kg
Maximum value of SAR (measured) = 1.52 W/kg

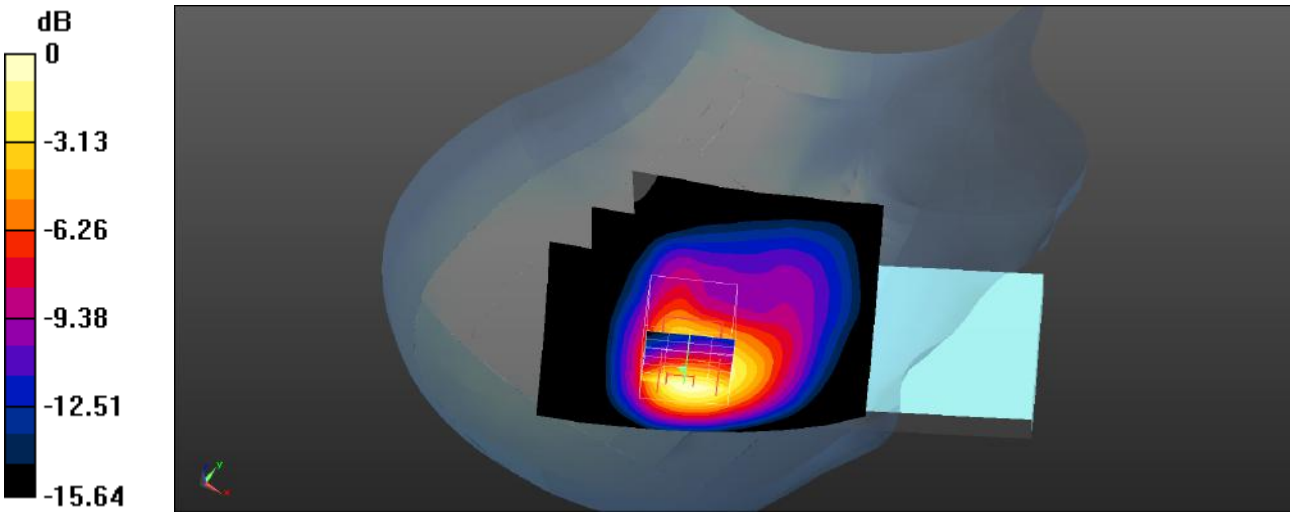

0 dB = 1.52 W/kg = 1.82 dBW/kg

Plot 52#: LTE Band 2_1RB_Head Right Tilt_Low

DUT: Smart phone; Type: Power 7; Serial: SZNS220411-13280E-SA-S1

Communication System: UID 0, Generic FDD-LTE (0); Frequency: 1860 MHz;Duty Cycle: 1:1
Medium parameters used (interpolated): f = 1860 MHz; σ = 1.402 S/m; ε_r = 39.787; ρ = 1000 kg/m^3
Phantom section: Right Section

DASY5 Configuration:

- Probe: EX3DV4- SN3619; ConvF(7.07, 7.07, 7.07); Calibrated: 2021/08/25
- Sensor-Surface: 4mm (Mechanical Surface Detection)
- Electronics: DAE4 Sn1211; Calibrated: 2022/03/01
- Phantom: Twin SAM; Type: QD000P40CD; Serial: TP:1744
- Measurement SW: DASY52, Version 52.10 (4); SEMCAD X Version 14.6.14 (7501)

Head Right Tilt/LTE Band 2 1RB Low/Area Scan (71x91x1): Interpolated grid: dx=1.500 mm, dy=1.500 mm
Maximum value of SAR (interpolated) = 1.75 W/kg

Head Right Tilt/LTE Band 2 1RB Low/Zoom Scan (5x5x7)/Cube 0: Measurement grid: dx=8mm, dy=8mm, dz=5mm
Reference Value = 30.24 V/m; Power Drift = -0.02 dB
Peak SAR (extrapolated) = 2.21 W/kg
SAR(1 g) = 1.22 W/kg; SAR(10 g) = 0.718 W/kg
Maximum value of SAR (measured) = 1.42 W/kg

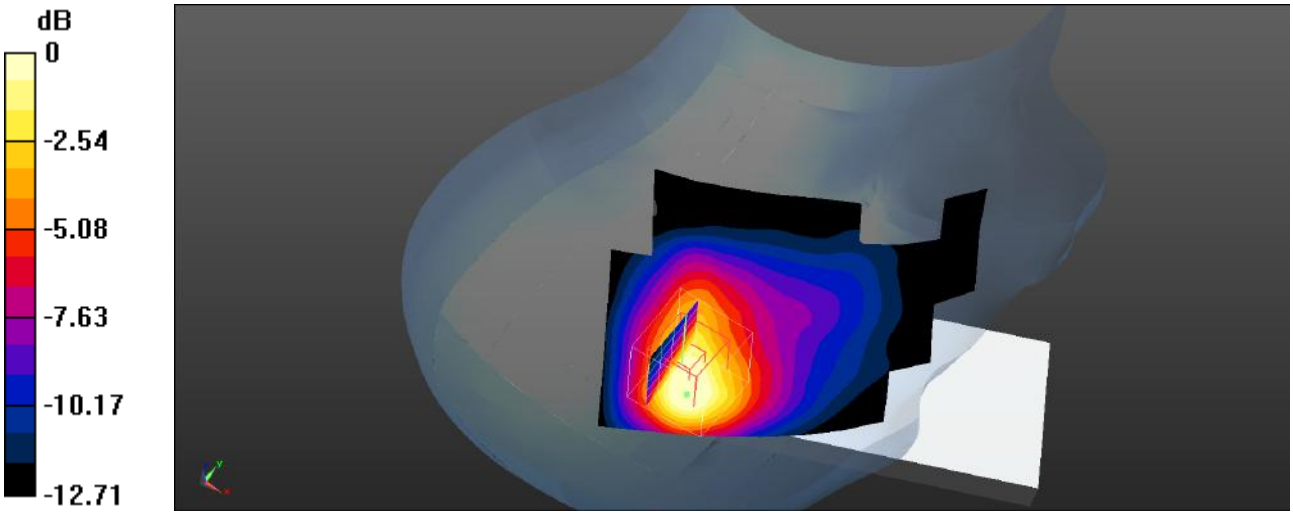

0 dB = 1.42 W/kg = 1.52 dBW/kg

Plot 53#: LTE Band 2_1RB_Head Right Tilt_Mid

DUT: Smart phone; Type: Power 7; Serial: SZNS220411-13280E-SA-S1

Communication System: UID 0, Generic FDD-LTE (0); Frequency: 1880 MHz;Duty Cycle: 1:1
Medium parameters used (interpolated): f = 1880 MHz; σ = 1.411 S/m; ε_r = 40.3; ρ = 1000 kg/m^3
Phantom section: Right Section

DASY5 Configuration:

- Probe: EX3DV4- SN3619; ConvF(7.07, 7.07, 7.07); Calibrated: 2021/08/25
- Sensor-Surface: 4mm (Mechanical Surface Detection)
- Electronics: DAE4 Sn1211; Calibrated: 2022/03/01
- Phantom: Twin SAM; Type: QD000P40CD; Serial: TP:1744
- Measurement SW: DASY52, Version 52.10 (4); SEMCAD X Version 14.6.14 (7501)

Head Right Tilt/LTE Band 2 1RB Mid/Area Scan (71x91x1): Interpolated grid: dx=1.500 mm, dy=1.500 mm
Maximum value of SAR (interpolated) = 1.53 W/kg

Head Right Tilt/LTE Band 2 1RB Mid/Zoom Scan (5x5x7)/Cube 0: Measurement grid: dx=8mm, dy=8mm, dz=5mm
Reference Value = 27.75 V/m; Power Drift = 0.11 dB
Peak SAR (extrapolated) = 2.81 W/kg
SAR(1 g) = 1.19 W/kg; SAR(10 g) = 0.671 W/kg
Maximum value of SAR (measured) = 1.39 W/kg

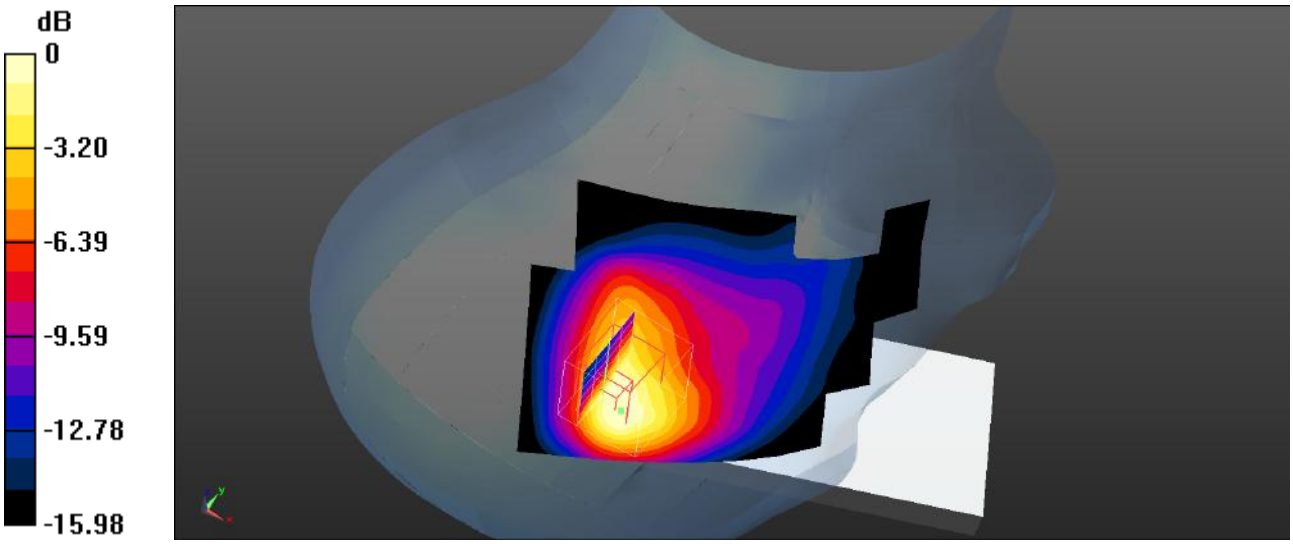

0 dB = 1.39 W/kg = 1.43 dBW/kg

Plot 54#: LTE Band 2_1RB_Head Right Tilt_High

DUT: Smart phone; Type: Power 7; Serial: SZNS220411-13280E-SA-S1

Communication System: UID 0, Generic FDD-LTE (0); Frequency: 1900 MHz;Duty Cycle: 1:1
Medium parameters used (interpolated): f = 1900 MHz; σ = 1.434 S/m; ε_r = 39.321; ρ = 1000 kg/m^3
Phantom section: Right Section

DASY5 Configuration:

- Probe: EX3DV4- SN3619; ConvF(7.07, 7.07, 7.07); Calibrated: 2021/08/25
- Sensor-Surface: 4mm (Mechanical Surface Detection)
- Electronics: DAE4 Sn1211; Calibrated: 2022/03/01
- Phantom: Twin SAM; Type: QD000P40CD; Serial: TP:1744
- Measurement SW: DASY52, Version 52.10 (4); SEMCAD X Version 14.6.14 (7501)

Head Right Tilt/LTE Band 2 1RB High/Area Scan (71x91x1): Interpolated grid: dx=1.500 mm, dy=1.500 mm
Maximum value of SAR (interpolated) = 1.62 W/kg

Head Right Tilt/LTE Band 2 1RB High/Zoom Scan (5x5x7)/Cube 0: Measurement grid: dx=8mm, dy=8mm, dz=5mm
Reference Value = 28.62 V/m; Power Drift = -0.01 dB
Peak SAR (extrapolated) = 1.83 W/kg
SAR(1 g) = 1.08 W/kg; SAR(10 g) = 0.682 W/kg
Maximum value of SAR (measured) = 1.16 W/kg

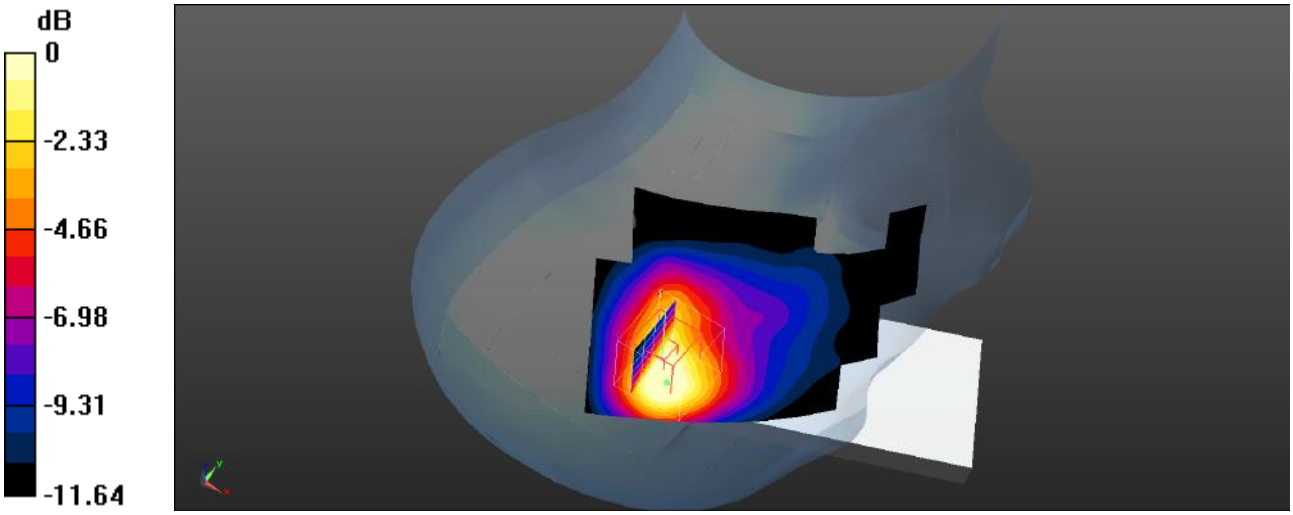

0 dB = 1.16 W/kg = 0.64 dBW/kg

Plot 55#: LTE Band 2_50%RB_Head Right Tilt_Low

DUT: Smart phone; Type: Power 7; Serial: SZNS220411-13280E-SA-S1

Communication System: UID 0, Generic FDD-LTE (0); Frequency: 1860 MHz;Duty Cycle: 1:1
Medium parameters used (interpolated): f = 1860 MHz; σ = 1.402 S/m; ε_r = 39.787; ρ = 1000 kg/m^3
Phantom section: Right Section

DASY5 Configuration:

- Probe: EX3DV4- SN3619; ConvF(7.07, 7.07, 7.07); Calibrated: 2021/08/25
- Sensor-Surface: 4mm (Mechanical Surface Detection)
- Electronics: DAE4 Sn1211; Calibrated: 2022/03/01
- Phantom: Twin SAM; Type: QD000P40CD; Serial: TP:1744
- Measurement SW: DASY52, Version 52.10 (4); SEMCAD X Version 14.6.14 (7501)

Head Right Tilt/LTE Band 2 50%RB Low/Area Scan (71x91x1): Interpolated grid: dx=1.500 mm, dy=1.500 mm
Maximum value of SAR (interpolated) = 1.35 W/kg

Head Right Tilt/LTE Band 2 50%RB Low/Zoom Scan (5x5x7)/Cube 0: Measurement grid: dx=8mm, dy=8mm, dz=5mm
Reference Value = 25.93 V/m; Power Drift = -0.14 dB
Peak SAR (extrapolated) = 1.70 W/kg
SAR(1 g) = 1.04 W/kg; SAR(10 g) = 0.652 W/kg
Maximum value of SAR (measured) = 1.11 W/kg

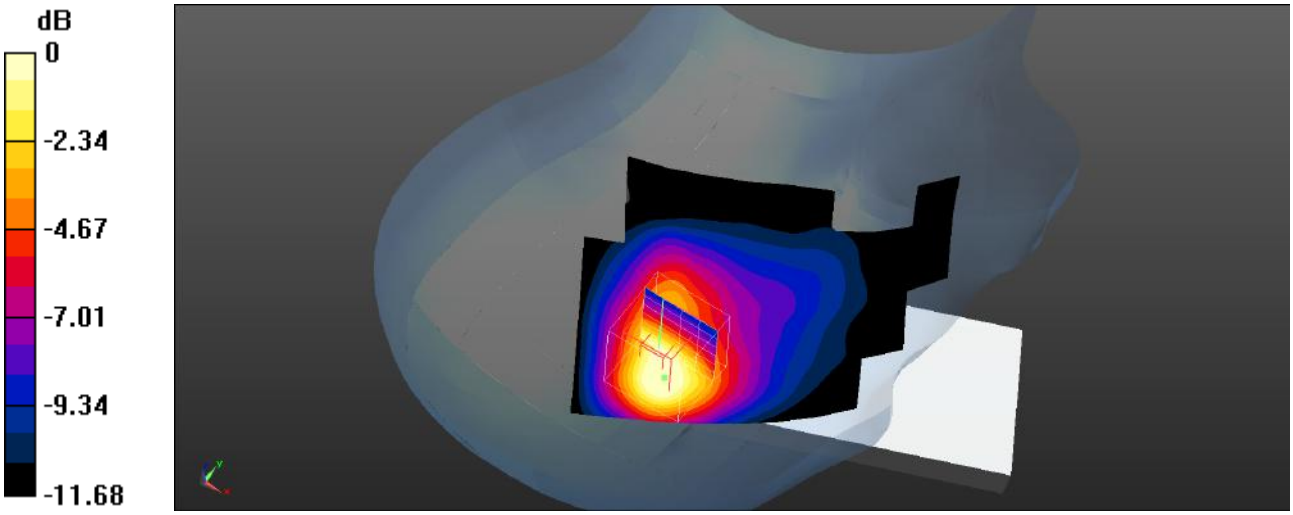

0 dB = 1.11 W/kg = 0.45 dBW/kg

Plot 56#: LTE Band 2_50%RB_Head Right Tilt_Mid

DUT: Smart phone; Type: Power 7; Serial: SZNS220411-13280E-SA-S1

Communication System: UID 0, Generic FDD-LTE (0); Frequency: 1880 MHz;Duty Cycle: 1:1
Medium parameters used (interpolated): f = 1880 MHz; σ = 1.411 S/m; ε_r = 40.3; ρ = 1000 kg/m^3
Phantom section: Right Section

DASY5 Configuration:

- Probe: EX3DV4- SN3619; ConvF(7.07, 7.07, 7.07); Calibrated: 2021/08/25
- Sensor-Surface: 4mm (Mechanical Surface Detection)
- Electronics: DAE4 Sn1211; Calibrated: 2022/03/01
- Phantom: Twin SAM; Type: QD000P40CD; Serial: TP:1744
- Measurement SW: DASY52, Version 52.10 (4); SEMCAD X Version 14.6.14 (7501)

Head Right Tilt/LTE Band 2 50%RB Mid/Area Scan (71x91x1): Interpolated grid: dx=1.500 mm, dy=1.500 mm
Maximum value of SAR (interpolated) = 1.34 W/kg

Head Right Tilt/LTE Band 2 50%RB Mid/Zoom Scan (5x5x7)/Cube 0: Measurement grid: dx=8mm, dy=8mm, dz=5mm
Reference Value = 25.10 V/m; Power Drift = -0.07 dB
Peak SAR (extrapolated) = 1.87 W/kg
SAR(1 g) = 1.01 W/kg; SAR(10 g) = 0.592 W/kg
Maximum value of SAR (measured) = 1.08 W/kg

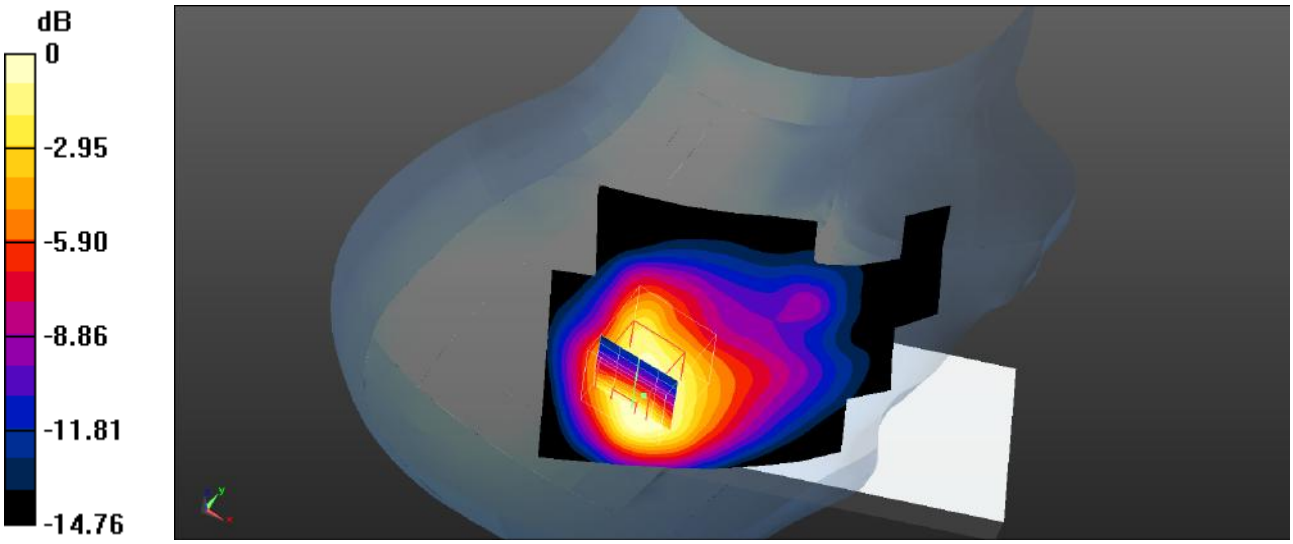

0 dB = 1.08 W/kg = 0.33 dBW/kg

Plot 57#: LTE Band 2_50%RB_Head Right Tilt_High

DUT: Smart phone; Type: Power 7; Serial: SZNS220411-13280E-SA-S1

Communication System: UID 0, Generic FDD-LTE (0); Frequency: 1900 MHz;Duty Cycle: 1:1
Medium parameters used (interpolated): f = 1900 MHz; σ = 1.434 S/m; ε_r = 39.321; ρ = 1000 kg/m^3
Phantom section: Right Section

DASY5 Configuration:

- Probe: EX3DV4- SN3619; ConvF(7.07, 7.07, 7.07); Calibrated: 2021/08/25
- Sensor-Surface: 4mm (Mechanical Surface Detection)
- Electronics: DAE4 Sn1211; Calibrated: 2022/03/01
- Phantom: Twin SAM; Type: QD000P40CD; Serial: TP:1744
- Measurement SW: DASY52, Version 52.10 (4); SEMCAD X Version 14.6.14 (7501)

Head Right Tilt/LTE Band 2 50%RB High/Area Scan (71x91x1): Interpolated grid: dx=1.500 mm, dy=1.500 mm
Maximum value of SAR (interpolated) = 1.17 W/kg

Head Right Tilt/LTE Band 2 50%RB High/Zoom Scan (5x5x7)/Cube 0: Measurement grid: dx=8mm, dy=8mm, dz=5mm
Reference Value = 23.97 V/m; Power Drift = -0.10 dB
Peak SAR (extrapolated) = 1.41 W/kg
SAR(1 g) = 0.859 W/kg; SAR(10 g) = 0.538 W/kg
Maximum value of SAR (measured) = 0.923 W/kg

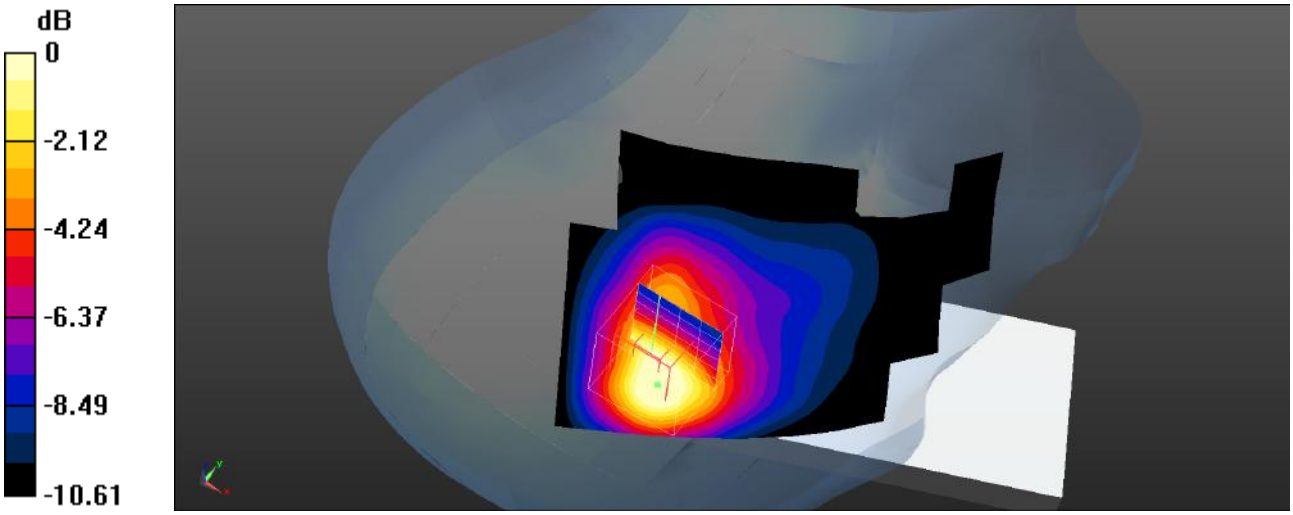

0 dB = 0.923 W/kg = -0.35 dBW/kg

Plot 58#: LTE Band 2_100%RB_Head Right Tilt_Mid

DUT: Smart phone; Type: Power 7; Serial: SZNS220411-13280E-SA-S1

Communication System: UID 0, Generic FDD-LTE (0); Frequency: 1880 MHz;Duty Cycle: 1:1
Medium parameters used (interpolated): f = 1880 MHz; σ = 1.411 S/m; ε_r = 40.3; ρ = 1000 kg/m^3
Phantom section: Right Section

DASY5 Configuration:

- Probe: EX3DV4- SN3619; ConvF(7.07, 7.07, 7.07); Calibrated: 2021/08/25
- Sensor-Surface: 4mm (Mechanical Surface Detection)
- Electronics: DAE4 Sn1211; Calibrated: 2022/03/01
- Phantom: Twin SAM; Type: QD000P40CD; Serial: TP:1744
- Measurement SW: DASY52, Version 52.10 (4); SEMCAD X Version 14.6.14 (7501)

Head Right Tilt/LTE Band 2 100%RB Mid/Area Scan (71x91x1): Interpolated grid: dx=1.500 mm, dy=1.500 mm
Maximum value of SAR (interpolated) = 1.33 W/kg

Head Right Tilt/LTE Band 2 100%RB Mid/Zoom Scan (5x5x7)/Cube 0: Measurement grid: dx=8mm, dy=8mm, dz=5mm
Reference Value = 24.60 V/m; Power Drift = -0.10 dB
Peak SAR (extrapolated) = 1.78 W/kg
SAR(1 g) = 0.939 W/kg; SAR(10 g) = 0.554 W/kg
Maximum value of SAR (measured) = 1.00 W/kg

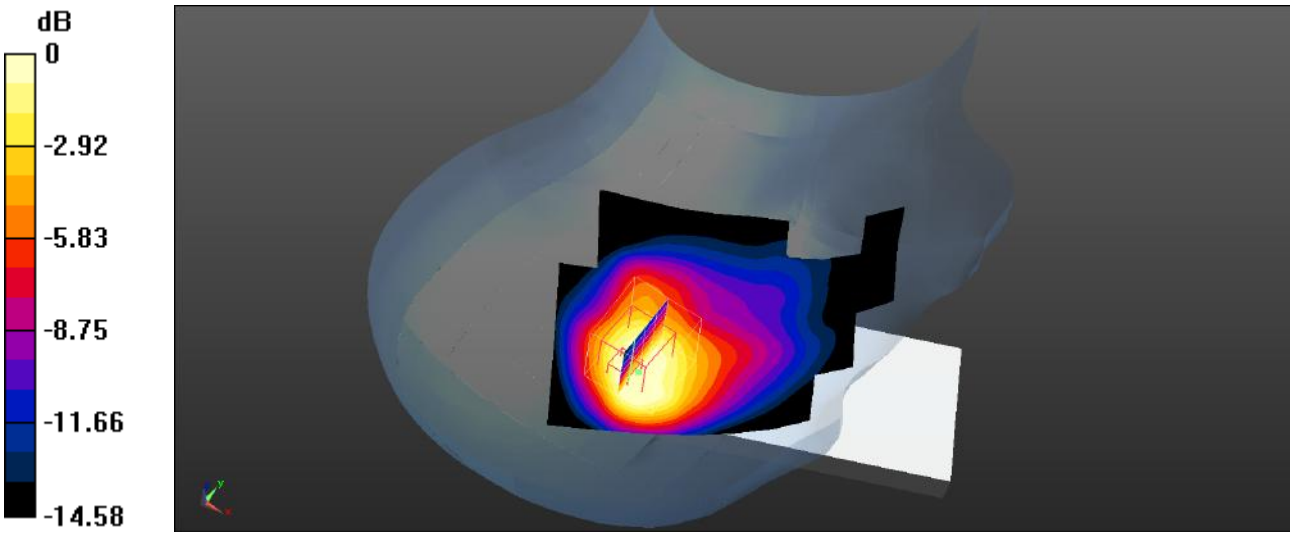

0 dB = 1.00 W/kg = 0.00 dBW/kg

Plot 59#: LTE Band 2_1RB_Body Front_Mid

DUT: Smart phone; Type: Power 7; Serial: SZNS220411-13280E-SA-S1

Communication System: UID 0, Generic FDD-LTE (0); Frequency: 1880 MHz;Duty Cycle: 1:1
Medium parameters used (interpolated): f = 1880 MHz; σ = 1.411 S/m; ε_r = 40.3; ρ = 1000 kg/m^3
Phantom section: Flat Section

DASY5 Configuration:

- Probe: EX3DV4- SN3619; ConvF(7.07, 7.07, 7.07); Calibrated: 2021/08/25
- Sensor-Surface: 4mm (Mechanical Surface Detection)
- Electronics: DAE4 Sn1211; Calibrated: 2022/03/01
- Phantom: Twin SAM; Type: QD000P40CD; Serial: TP:1744
- Measurement SW: DASY52, Version 52.10 (4); SEMCAD X Version 14.6.14 (7501)

Body Front/LTE Band 2 1RB Mid/Area Scan (91x101x1): Interpolated grid: dx=1.200 mm, dy=1.200 mm
Maximum value of SAR (interpolated) = 0.456 W/kg

Body Front/LTE Band 2 1RB Mid/Zoom Scan (5x5x7)/Cube 0: Measurement grid: dx=8mm, dy=8mm, dz=5mm
Reference Value = 17.56 V/m; Power Drift = -0.08 dB
Peak SAR (extrapolated) = 0.734 W/kg
SAR(1 g) = 0.430 W/kg; SAR(10 g) = 0.258 W/kg
Maximum value of SAR (measured) = 0.457 W/kg

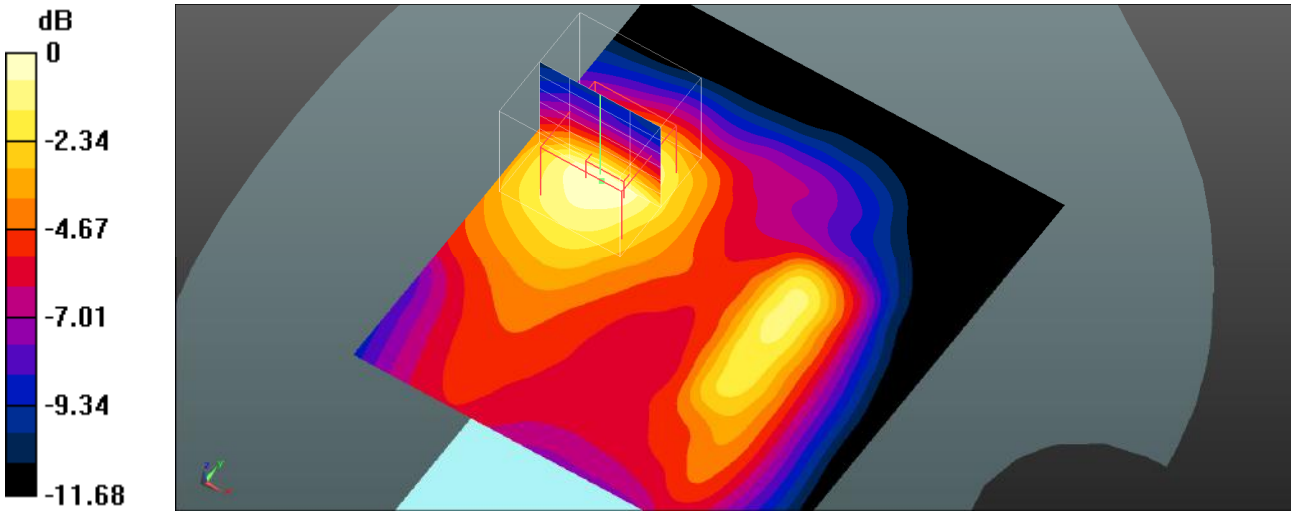

0 dB = 0.457 W/kg = -3.40 dBW/kg

Plot 60#: LTE Band 2_50%RB_Body Front_Mid

DUT: Smart phone; Type: Power 7; Serial: SZNS220411-13280E-SA-S1

Communication System: UID 0, Generic FDD-LTE (0); Frequency: 1880 MHz;Duty Cycle: 1:1
Medium parameters used (interpolated): f = 1880 MHz; σ = 1.411 S/m; ε_r = 40.3; ρ = 1000 kg/m^3
Phantom section: Flat Section

DASY5 Configuration:

- Probe: EX3DV4- SN3619; ConvF(7.07, 7.07, 7.07); Calibrated: 2021/08/25
- Sensor-Surface: 4mm (Mechanical Surface Detection)
- Electronics: DAE4 Sn1211; Calibrated: 2022/03/01
- Phantom: Twin SAM; Type: QD000P40CD; Serial: TP:1744
- Measurement SW: DASY52, Version 52.10 (4); SEMCAD X Version 14.6.14 (7501)

Body Front/LTE Band 2 50%RB Mid/Area Scan (91x111x1): Interpolated grid: dx=1.200 mm, dy=1.200 mm
Maximum value of SAR (interpolated) = 0.521 W/kg

Body Front/LTE Band 2 50%RB Mid/Zoom Scan (5x5x7)/Cube 0: Measurement grid: dx=8mm, dy=8mm, dz=5mm
Reference Value = 15.62 V/m; Power Drift = -0.07 dB
Peak SAR (extrapolated) = 0.712 W/kg
SAR(1 g) = 0.474 W/kg; SAR(10 g) = 0.328 W/kg
Maximum value of SAR (measured) = 0.505 W/kg

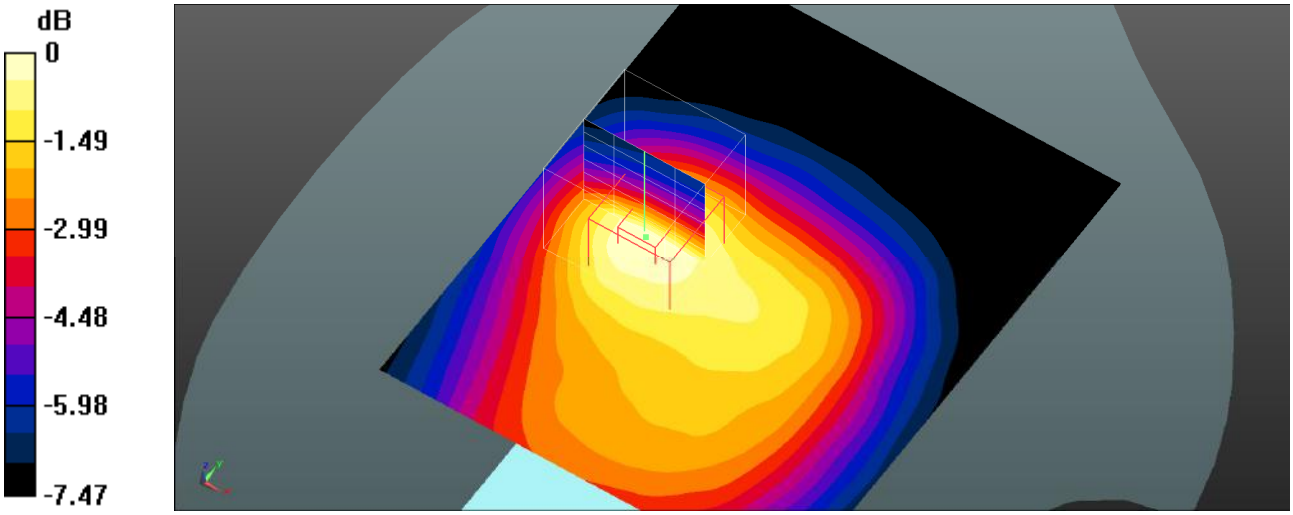

0 dB = 0.505 W/kg = -2.97 dBW/kg

Plot 61#: LTE Band 2_1RB_Body Back_Mid

DUT: Smart phone; Type: Power 7; Serial: SZNS220411-13280E-SA-S1

Communication System: UID 0, Generic FDD-LTE (0); Frequency: 1880 MHz;Duty Cycle: 1:1
Medium parameters used (interpolated): f = 1880 MHz; σ = 1.411 S/m; ε_r = 40.3; ρ = 1000 kg/m^3
Phantom section: Flat Section

DASY5 Configuration:

- Probe: EX3DV4- SN3619; ConvF(7.07, 7.07, 7.07); Calibrated: 2021/08/25
- Sensor-Surface: 4mm (Mechanical Surface Detection)
- Electronics: DAE4 Sn1211; Calibrated: 2022/03/01
- Phantom: Twin SAM; Type: QD000P40CD; Serial: TP:1744
- Measurement SW: DASY52, Version 52.10 (4); SEMCAD X Version 14.6.14 (7501)

Body Back/LTE Band 2 1RB Mid/Area Scan (91x111x1): Interpolated grid: dx=1.200 mm, dy=1.200 mm
Maximum value of SAR (interpolated) = 0.671 W/kg

Body Back/LTE Band 2 1RB Mid/Zoom Scan (5x5x7)/Cube 0: Measurement grid: dx=8mm, dy=8mm, dz=5mm
Reference Value = 14.07 V/m; Power Drift = -0.12 dB
Peak SAR (extrapolated) = 0.926 W/kg
SAR(1 g) = 0.594 W/kg; SAR(10 g) = 0.374 W/kg
Maximum value of SAR (measured) = 0.645 W/kg

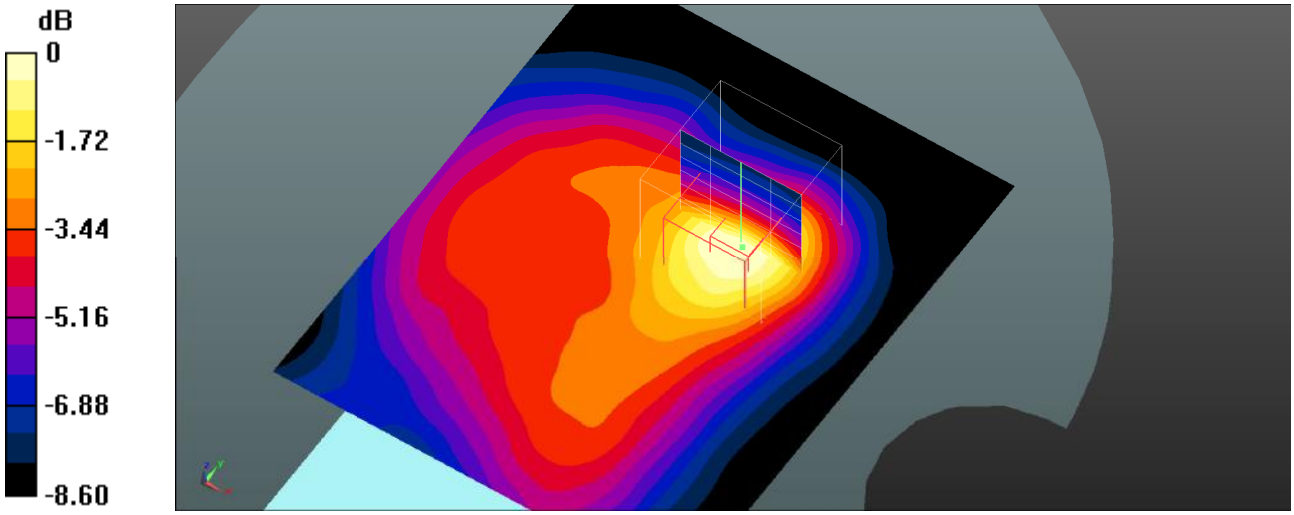

0 dB = 0.645 W/kg = -1.90 dBW/kg

Plot 62#: LTE Band 2_50%RB_Body Back_Mid

DUT: Smart phone; Type: Power 7; Serial: SZNS220411-13280E-SA-S1

Communication System: UID 0, Generic FDD-LTE (0); Frequency: 1880 MHz;Duty Cycle: 1:1
Medium parameters used (interpolated): f = 1880 MHz; σ = 1.411 S/m; ε_r = 40.3; ρ = 1000 kg/m^3
Phantom section: Flat Section

DASY5 Configuration:

- Probe: EX3DV4- SN3619; ConvF(7.07, 7.07, 7.07); Calibrated: 2021/08/25
- Sensor-Surface: 4mm (Mechanical Surface Detection)
- Electronics: DAE4 Sn1211; Calibrated: 2022/03/01
- Phantom: Twin SAM; Type: QD000P40CD; Serial: TP:1744
- Measurement SW: DASY52, Version 52.10 (4); SEMCAD X Version 14.6.14 (7501)

Body Back/LTE Band 2 50%RB Mid/Area Scan (91x111x1): Interpolated grid: dx=1.200 mm, dy=1.200 mm
Maximum value of SAR (interpolated) = 0.539 W/kg

Body Back/LTE Band 2 50%RB Mid/Zoom Scan (5x5x7)/Cube 0: Measurement grid: dx=8mm, dy=8mm, dz=5mm
Reference Value = 14.41 V/m; Power Drift = -0.10 dB
Peak SAR (extrapolated) = 0.732 W/kg
SAR(1 g) = 0.472 W/kg; SAR(10 g) = 0.304 W/kg
Maximum value of SAR (measured) = 0.512 W/kg

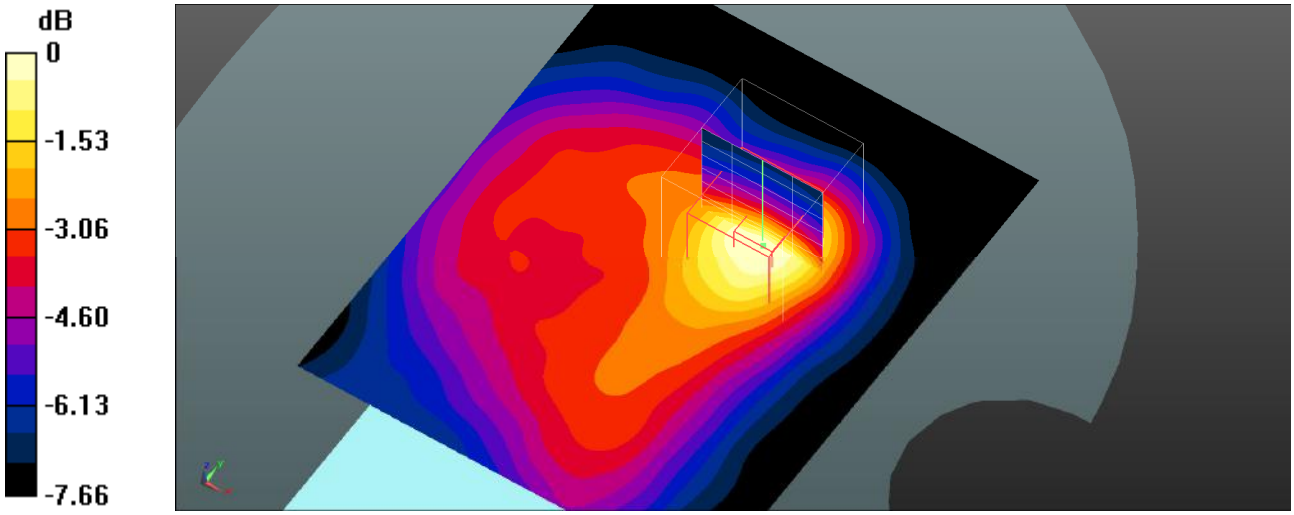

0 dB = 0.512 W/kg = -2.91 dBW/kg

Plot 63#: LTE Band 2_1RB_Body Left_Mid

DUT: Smart phone; Type: Power 7; Serial: SZNS220411-13280E-SA-S1

Communication System: UID 0, Generic FDD-LTE (0); Frequency: 1880 MHz;Duty Cycle: 1:1
Medium parameters used (interpolated): f = 1880 MHz; σ = 1.411 S/m; ε_r = 40.3; ρ = 1000 kg/m^3
Phantom section: Flat Section

DASY5 Configuration:

- Probe: EX3DV4- SN3619; ConvF(7.07, 7.07, 7.07); Calibrated: 2021/08/25
- Sensor-Surface: 4mm (Mechanical Surface Detection)
- Electronics: DAE4 Sn1211; Calibrated: 2022/03/01
- Phantom: Twin SAM; Type: QD000P40CD; Serial: TP:1744
- Measurement SW: DASY52, Version 52.10 (4); SEMCAD X Version 14.6.14 (7501)

Body Left/LTE Band 2 1RB Mid/Area Scan (71x131x1): Interpolated grid: dx=1.200 mm, dy=1.200 mm
Maximum value of SAR (interpolated) = 0.713 W/kg

Body Left/LTE Band 2 1RB Mid/Zoom Scan (5x5x7)/Cube 0: Measurement grid: dx=8mm, dy=8mm, dz=5mm
Reference Value = 14.93 V/m; Power Drift = -0.15 dB
Peak SAR (extrapolated) = 0.975 W/kg
SAR(1 g) = 0.595 W/kg; SAR(10 g) = 0.368 W/kg
Maximum value of SAR (measured) = 0.653 W/kg

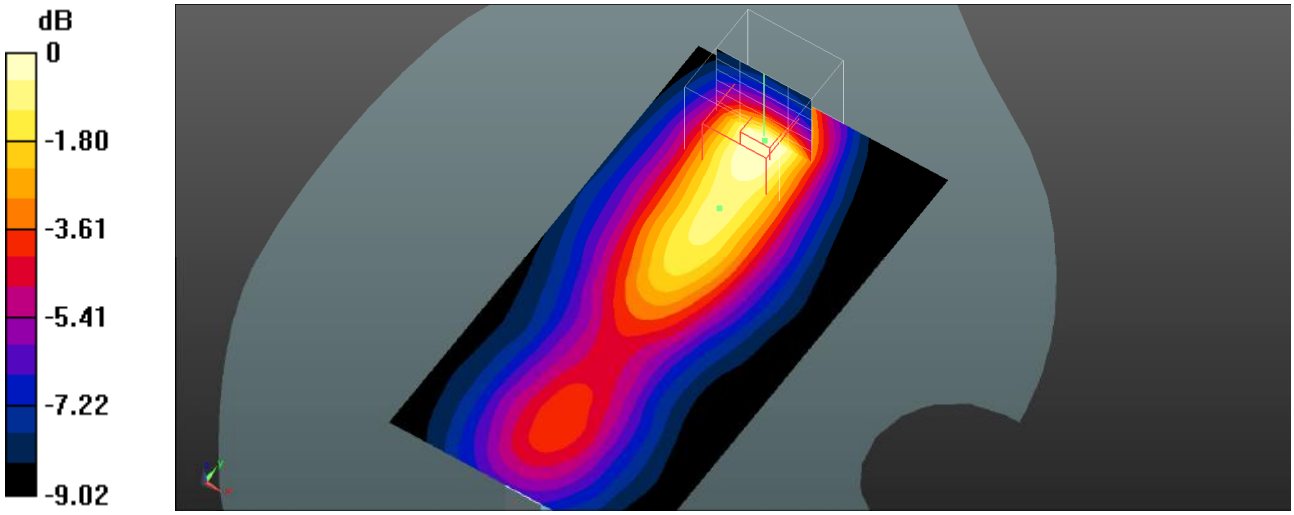

0 dB = 0.653 W/kg = -1.85 dBW/kg

Plot 64#: LTE Band 2_50%RB_Body Left_Mid

DUT: Smart phone; Type: Power 7; Serial: SZNS220411-13280E-SA-S1

Communication System: UID 0, Generic FDD-LTE (0); Frequency: 1880 MHz;Duty Cycle: 1:1
Medium parameters used (interpolated): f = 1880 MHz; σ = 1.411 S/m; ε_r = 40.3; ρ = 1000 kg/m^3
Phantom section: Flat Section

DASY5 Configuration:

- Probe: EX3DV4- SN3619; ConvF(7.07, 7.07, 7.07); Calibrated: 2021/08/25
- Sensor-Surface: 4mm (Mechanical Surface Detection)
- Electronics: DAE4 Sn1211; Calibrated: 2022/03/01
- Phantom: Twin SAM; Type: QD000P40CD; Serial: TP:1744
- Measurement SW: DASY52, Version 52.10 (4); SEMCAD X Version 14.6.14 (7501)

Body Left/LTE Band 2 50%RB Mid/Area Scan (71x131x1): Interpolated grid: dx=1.200 mm, dy=1.200 mm
Maximum value of SAR (interpolated) = 0.541 W/kg

Body Left/LTE Band 2 50%RB Mid/Zoom Scan (5x5x7)/Cube 0: Measurement grid: dx=8mm, dy=8mm, dz=5mm
Reference Value = 13.40 V/m; Power Drift = -0.17 dB
Peak SAR (extrapolated) = 0.741 W/kg
SAR(1 g) = 0.462 W/kg; SAR(10 g) = 0.294 W/kg
Maximum value of SAR (measured) = 0.504 W/kg

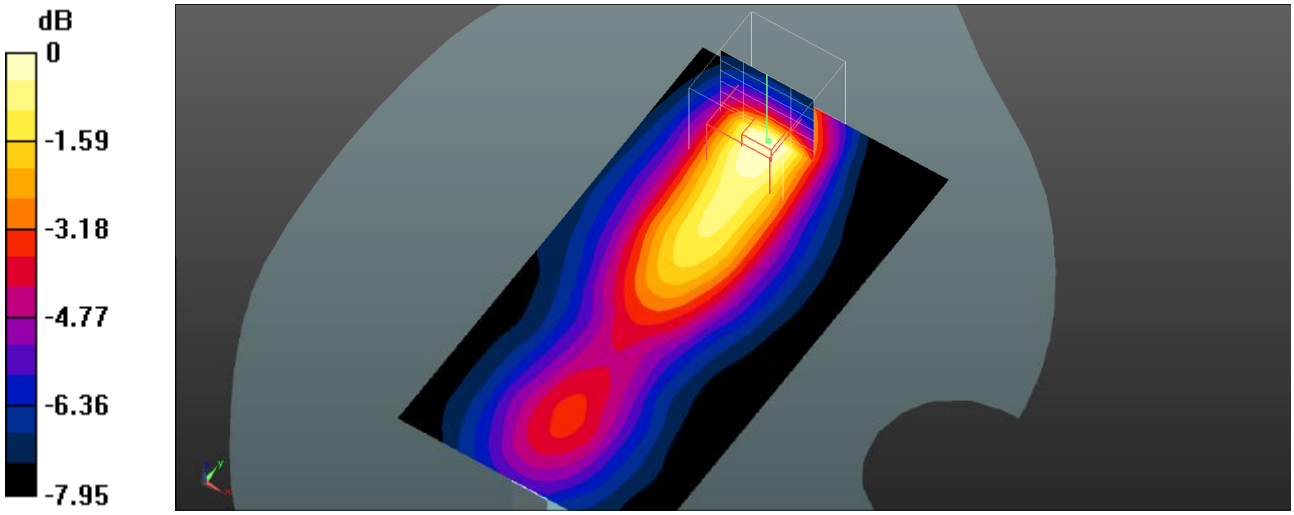

0 dB = 0.504 W/kg = -2.98 dBW/kg

Plot 65#: LTE Band 2_1RB_Body Top_Mid

DUT: Smart phone; Type: Power 7; Serial: SZNS220411-13280E-SA-S1

Communication System: UID 0, Generic FDD-LTE (0); Frequency: 1880 MHz;Duty Cycle: 1:1
Medium parameters used (interpolated): f = 1880 MHz; σ = 1.411 S/m; ε_r = 40.3; ρ = 1000 kg/m^3
Phantom section: Flat Section

DASY5 Configuration:

- Probe: EX3DV4- SN3619; ConvF(7.07, 7.07, 7.07); Calibrated: 2021/08/25
- Sensor-Surface: 4mm (Mechanical Surface Detection)
- Electronics: DAE4 Sn1211; Calibrated: 2022/03/01
- Phantom: Twin SAM; Type: QD000P40CD; Serial: TP:1744
- Measurement SW: DASY52, Version 52.10 (4); SEMCAD X Version 14.6.14 (7501)

Body Top/LTE Band 2 1RB Mid/Area Scan (71x91x1): Interpolated grid: dx=1.500 mm, dy=1.500 mm
Maximum value of SAR (interpolated) = 0.140 W/kg

Body Top/LTE Band 2 1RB Mid/Zoom Scan (5x5x7)/Cube 0: Measurement grid: dx=8mm, dy=8mm, dz=5mm
Reference Value = 9.280 V/m; Power Drift = 0.01 dB
Peak SAR (extrapolated) = 0.156 W/kg
SAR(1 g) = 0.136 W/kg; SAR(10 g) = 0.115 W/kg
Maximum value of SAR (measured) = 0.139 W/kg

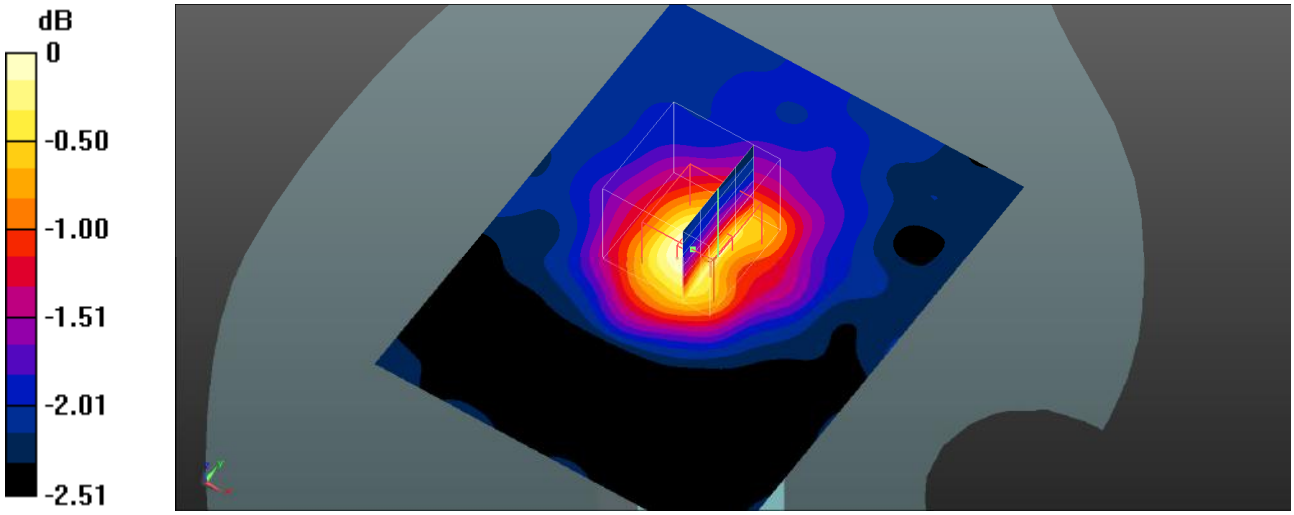

0 dB = 0.139 W/kg = -8.57 dBW/kg

Plot 66#: LTE Band 2_50%RB_Body Top_Mid

DUT: Smart phone; Type: Power 7; Serial: SZNS220411-13280E-SA-S1

Communication System: UID 0, Generic FDD-LTE (0); Frequency: 1880 MHz;Duty Cycle: 1:1
Medium parameters used (interpolated): f = 1880 MHz; σ = 1.411 S/m; ε_r = 40.3; ρ = 1000 kg/m^3
Phantom section: Flat Section

DASY5 Configuration:

- Probe: EX3DV4- SN3619; ConvF(7.07, 7.07, 7.07); Calibrated: 2021/08/25
- Sensor-Surface: 4mm (Mechanical Surface Detection)
- Electronics: DAE4 Sn1211; Calibrated: 2022/03/01
- Phantom: Twin SAM; Type: QD000P40CD; Serial: TP:1744
- Measurement SW: DASY52, Version 52.10 (4); SEMCAD X Version 14.6.14 (7501)

Body Top/LTE Band 2 50%RB Mid/Area Scan (71x91x1): Interpolated grid: dx=1.500 mm, dy=1.500 mm
Maximum value of SAR (interpolated) = 0.126 W/kg

Body Top/LTE Band 2 50%RB Mid/Zoom Scan (5x5x7)/Cube 0: Measurement grid: dx=8mm, dy=8mm, dz=5mm
Reference Value = 8.859 V/m; Power Drift = -0.00 dB
Peak SAR (extrapolated) = 0.136 W/kg
SAR(1 g) = 0.124 W/kg; SAR(10 g) = 0.108 W/kg
Maximum value of SAR (measured) = 0.126 W/kg

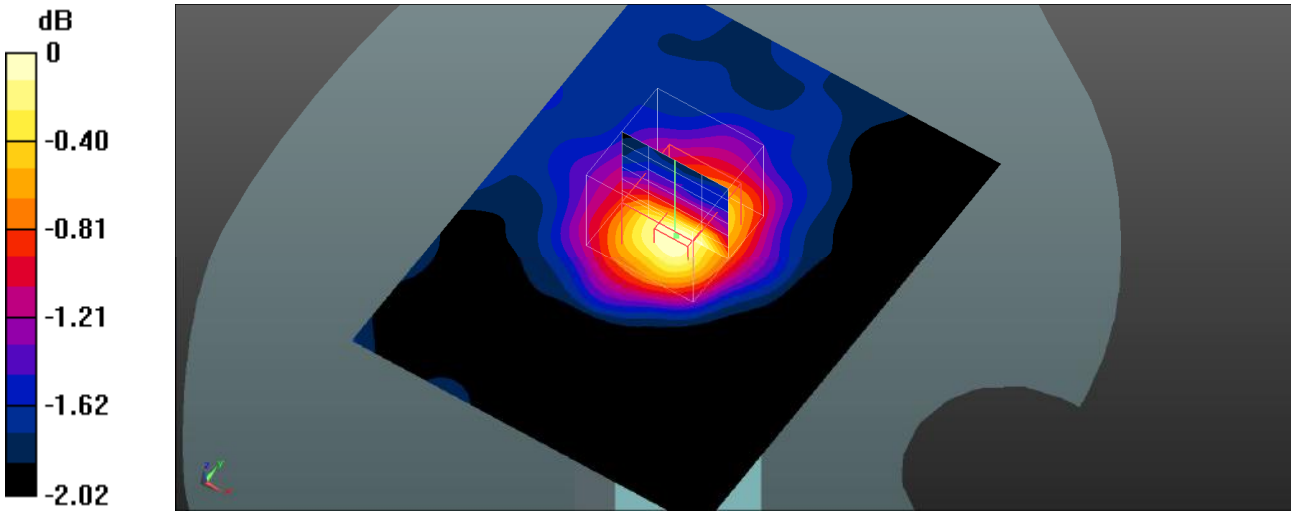

0 dB = 0.126 W/kg = -9.00 dBW/kg

Plot 67#: LTE Band 5_1RB_Head Left Cheek_Mid

DUT: Smart phone; Type: Power 7; Serial: SZNS220411-13280E-SA-S1

Communication System: UID 0, Generic FDD-LTE (0); Frequency: 836.5 MHz;Duty Cycle: 1:1
Medium parameters used (interpolated): f = 836.5 MHz; σ = 0.918 S/m; ε_r = 41.136; ρ = 1000 kg/m^3
Phantom section: Left Section

DASY5 Configuration:

- Probe: EX3DV4- SN3619; ConvF(8.5, 8.5, 8.5); Calibrated: 2021/08/25
- Sensor-Surface: 4mm (Mechanical Surface Detection)
- Electronics: DAE4 Sn1211; Calibrated: 2022/03/01
- Phantom: Twin SAM; Type: QD000P40CD; Serial: TP:1744
- Measurement SW: DASY52, Version 52.10 (4); SEMCAD X Version 14.6.14 (7501)

Head Left Cheek/LTE Band 5 1RB Mid/Area Scan (71x91x1): Interpolated grid: dx=1.500 mm, dy=1.500 mm
Maximum value of SAR (interpolated) = 0.228 W/kg

Head Left Cheek/LTE Band 5 1RB Mid/Zoom Scan (5x5x7)/Cube 0: Measurement grid: dx=8mm, dy=8mm, dz=5mm
Reference Value = 6.284 V/m; Power Drift = -0.02 dB
Peak SAR (extrapolated) = 0.302 W/kg
SAR(1 g) = 0.250 W/kg; SAR(10 g) = 0.197 W/kg
Maximum value of SAR (measured) = 0.259 W/kg

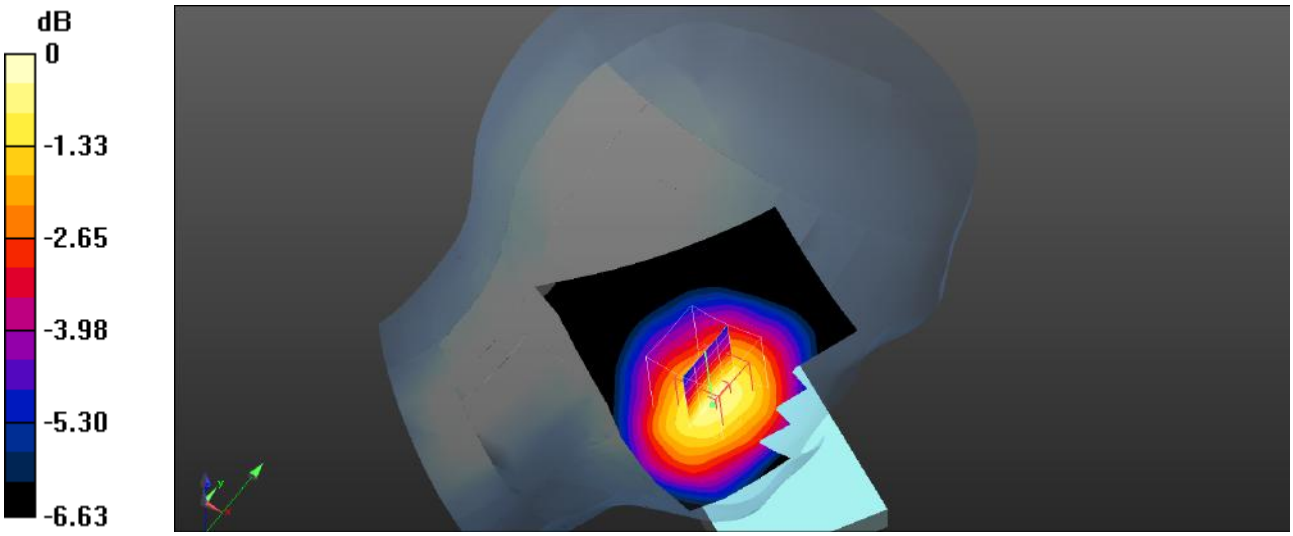

0 dB = 0.259 W/kg = -5.87 dBW/kg

Plot 68#: LTE Band 5_50%RB_Head Left Cheek_Mid

DUT: Smart phone; Type: Power 7; Serial: SZNS220411-13280E-SA-S1

Communication System: UID 0, Generic FDD-LTE (0); Frequency: 836.5 MHz;Duty Cycle: 1:1
Medium parameters used (interpolated): f = 836.5 MHz; σ = 0.918 S/m; ε_r = 41.136; ρ = 1000 kg/m^3
Phantom section: Left Section

DASY5 Configuration:

- Probe: EX3DV4- SN3619; ConvF(8.5, 8.5, 8.5); Calibrated: 2021/08/25
- Sensor-Surface: 4mm (Mechanical Surface Detection)
- Electronics: DAE4 Sn1211; Calibrated: 2022/03/01
- Phantom: Twin SAM; Type: QD000P40CD; Serial: TP:1744
- Measurement SW: DASY52, Version 52.10 (4); SEMCAD X Version 14.6.14 (7501)

Head Left Cheek/LTE Band 5 50%RB Mid/Area Scan (71x91x1): Interpolated grid: dx=1.500 mm, dy=1.500 mm
Maximum value of SAR (interpolated) = 0.222 W/kg

Head Left Cheek/LTE Band 5 50%RB Mid/Zoom Scan (5x5x7)/Cube 0: Measurement grid: dx=8mm, dy=8mm, dz=5mm
Reference Value = 5.969 V/m; Power Drift = -0.08 dB
Peak SAR (extrapolated) = 0.265 W/kg
SAR(1 g) = 0.213 W/kg; SAR(10 g) = 0.165 W/kg
Maximum value of SAR (measured) = 0.219 W/kg

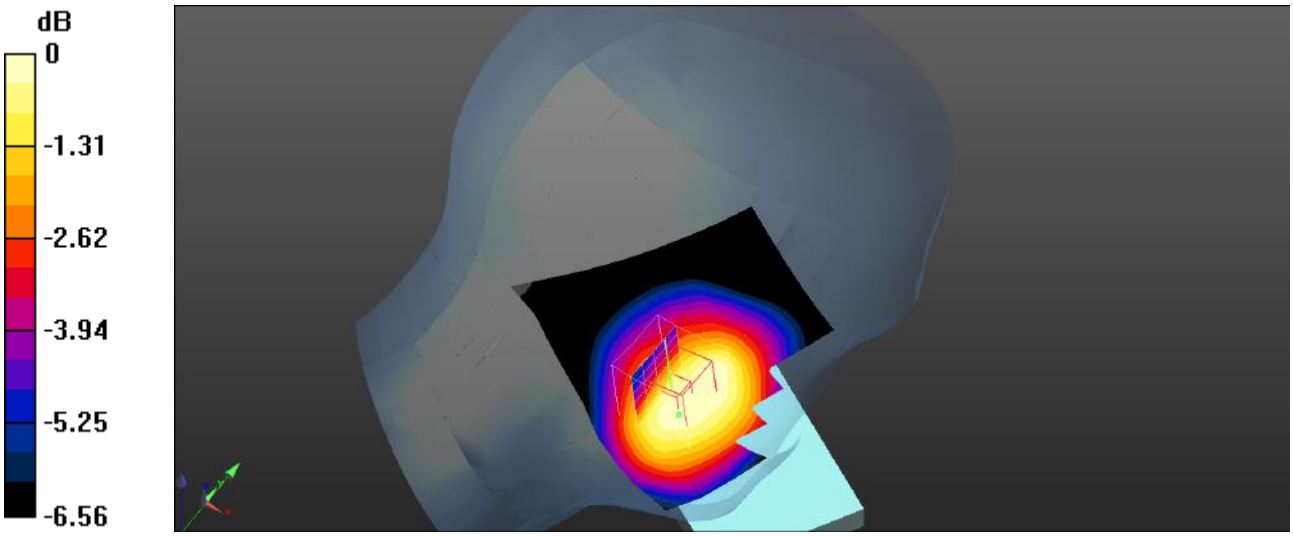

0 dB = 0.219 W/kg = -6.60 dBW/kg

Plot 69#: LTE Band 5_1RB_Head Left Tilt_Mid

DUT: Smart phone; Type: Power 7; Serial: SZNS220411-13280E-SA-S1

Communication System: UID 0, Generic FDD-LTE (0); Frequency: 836.5 MHz;Duty Cycle: 1:1
Medium parameters used (interpolated): f = 836.5 MHz; σ = 0.918 S/m; ε_r = 41.136; ρ = 1000 kg/m^3
Phantom section: Left Section

DASY5 Configuration:

- Probe: EX3DV4- SN3619; ConvF(8.5, 8.5, 8.5); Calibrated: 2021/08/25
- Sensor-Surface: 4mm (Mechanical Surface Detection)
- Electronics: DAE4 Sn1211; Calibrated: 2022/03/01
- Phantom: Twin SAM; Type: QD000P40CD; Serial: TP:1744
- Measurement SW: DASY52, Version 52.10 (4); SEMCAD X Version 14.6.14 (7501)

Head Left Tilt/LTE Band 5 1RB Mid/Area Scan (71x91x1): Interpolated grid: dx=1.500 mm, dy=1.500 mm
Maximum value of SAR (interpolated) = 0.158 W/kg

Head Left Tilt/LTE Band 5 1RB Mid/Zoom Scan (5x5x7)/Cube 0: Measurement grid: dx=8mm, dy=8mm, dz=5mm
Reference Value = 8.944 V/m; Power Drift = -0.13 dB
Peak SAR (extrapolated) = 0.125 W/kg
SAR(1 g) = 0.103 W/kg; SAR(10 g) = 0.079 W/kg
Maximum value of SAR (measured) = 0.112 W/kg



0 dB = 0.166 W/kg = -7.80 dBW/kg

Plot 70#: LTE Band 5_50%RB_Head Left Tilt_Mid

DUT: Smart phone; Type: Power 7; Serial: SZNS220411-13280E-SA-S1

Communication System: UID 0, Generic FDD-LTE (0); Frequency: 836.5 MHz;Duty Cycle: 1:1
Medium parameters used (interpolated): f = 836.5 MHz; σ = 0.918 S/m; ε_r = 41.136; ρ = 1000 kg/m^3
Phantom section: Left Section

DASY5 Configuration:

- Probe: EX3DV4- SN3619; ConvF(8.5, 8.5, 8.5); Calibrated: 2021/08/25
- Sensor-Surface: 4mm (Mechanical Surface Detection)
- Electronics: DAE4 Sn1211; Calibrated: 2022/03/01
- Phantom: Twin SAM; Type: QD000P40CD; Serial: TP:1744
- Measurement SW: DASY52, Version 52.10 (4); SEMCAD X Version 14.6.14 (7501)

Head Left Tilt/LTE Band 5 50%RB Mid/Area Scan (71x91x1): Interpolated grid: dx=1.500 mm, dy=1.500 mm
Maximum value of SAR (interpolated) = 0.128 W/kg

Head Left Tilt/LTE Band 5 50%RB Mid/Zoom Scan (5x5x7)/Cube 0: Measurement grid: dx=8mm, dy=8mm, dz=5mm
Reference Value = 7.940 V/m; Power Drift = -0.12 dB
Peak SAR (extrapolated) = 0.101 W/kg
SAR(1 g) = 0.085 W/kg; SAR(10 g) = 0.064 W/kg
Maximum value of SAR (measured) = 0.0878 W/kg

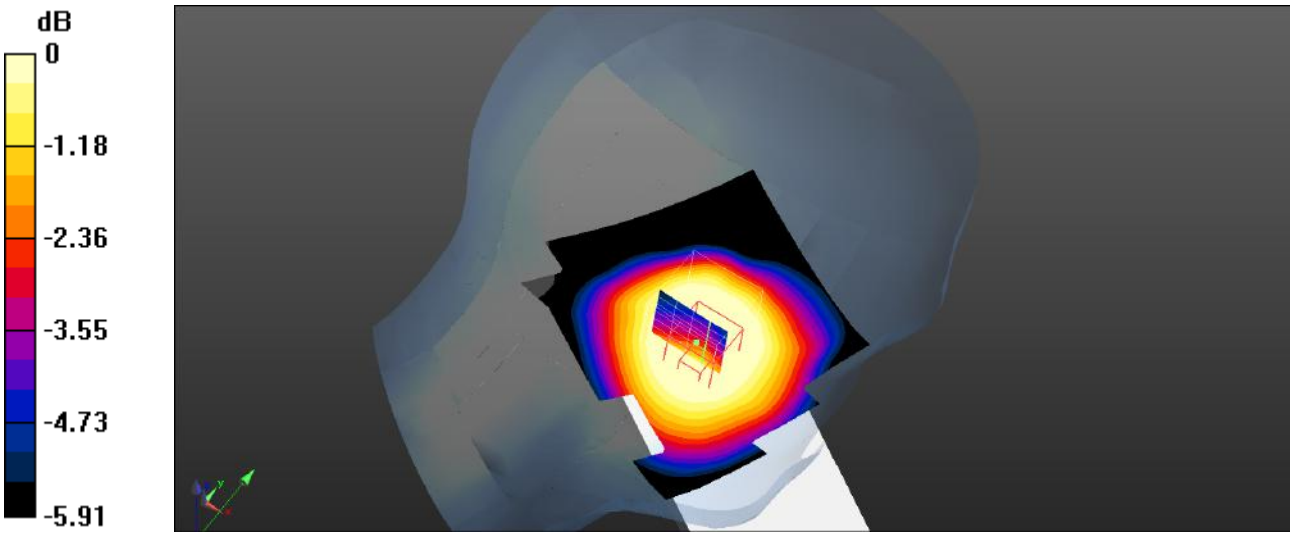

0 dB = 0.105 W/kg = -9.79 dBW/kg

Plot 71#: LTE Band 5_1RB_Head Right Cheek_Mid

DUT: Smart phone; Type: Power 7; Serial: SZNS220411-13280E-SA-S1

Communication System: UID 0, Generic FDD-LTE (0); Frequency: 836.5 MHz;Duty Cycle: 1:1
Medium parameters used (interpolated): f = 836.5 MHz; σ = 0.918 S/m; ε_r = 41.136; ρ = 1000 kg/m^3
Phantom section: Right Section

DASY5 Configuration:

- Probe: EX3DV4- SN3619; ConvF(8.5, 8.5, 8.5); Calibrated: 2021/08/25
- Sensor-Surface: 4mm (Mechanical Surface Detection)
- Electronics: DAE4 Sn1211; Calibrated: 2022/03/01
- Phantom: Twin SAM; Type: QD000P40CD; Serial: TP:1744
- Measurement SW: DASY52, Version 52.10 (4); SEMCAD X Version 14.6.14 (7501)

Head Right Cheek/LTE Band 5 1RB Mid/Area Scan (71x91x1): Interpolated grid: dx=1.500 mm, dy=1.500 mm
Maximum value of SAR (interpolated) = 0.332 W/kg

Head Right Cheek/LTE Band 5 1RB Mid/Zoom Scan (5x5x7)/Cube 0: Measurement grid: dx=8mm, dy=8mm, dz=5mm
Reference Value = 5.602 V/m; Power Drift = 0.10 dB
Peak SAR (extrapolated) = 0.348 W/kg
SAR(1 g) = 0.293 W/kg; SAR(10 g) = 0.227 W/kg
Maximum value of SAR (measured) = 0.301 W/kg

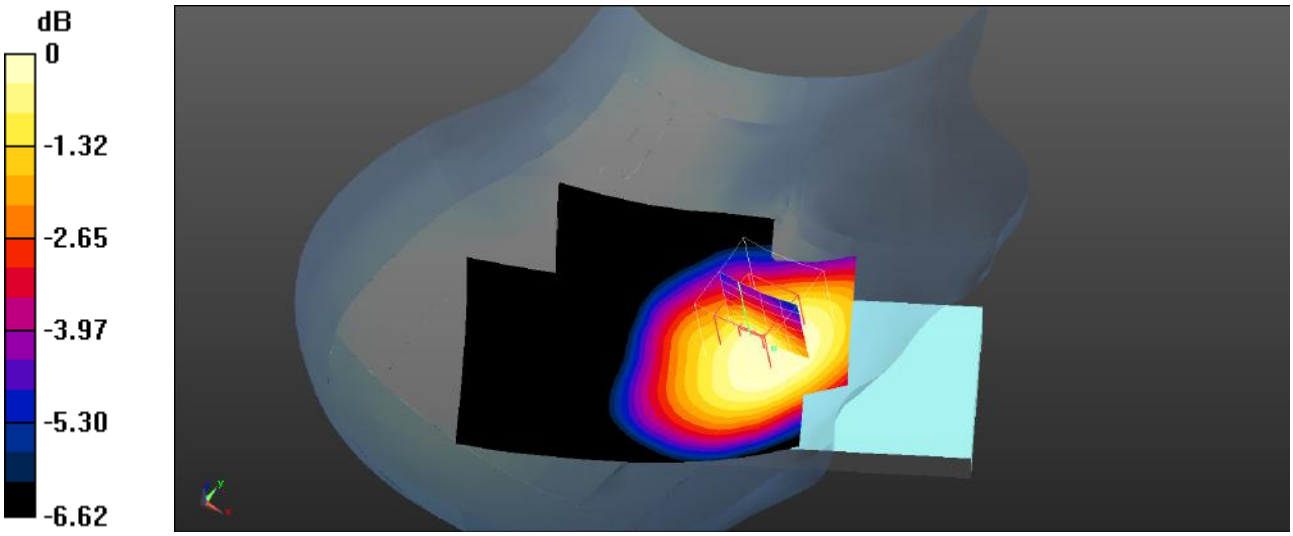

0 dB = 0.301 W/kg = -5.21 dBW/kg

Plot 72#: LTE Band 5_50%RB_Head Right Cheek_Mid

DUT: Smart phone; Type: Power 7; Serial: SZNS220411-13280E-SA-S1

Communication System: UID 0, Generic FDD-LTE (0); Frequency: 836.5 MHz;Duty Cycle: 1:1
Medium parameters used (interpolated): f = 836.5 MHz; σ = 0.918 S/m; ε_r = 41.136; ρ = 1000 kg/m^3
Phantom section: Right Section

DASY5 Configuration:

- Probe: EX3DV4- SN3619; ConvF(8.5, 8.5, 8.5); Calibrated: 2021/08/25
- Sensor-Surface: 4mm (Mechanical Surface Detection)
- Electronics: DAE4 Sn1211; Calibrated: 2022/03/01
- Phantom: Twin SAM; Type: QD000P40CD; Serial: TP:1744
- Measurement SW: DASY52, Version 52.10 (4); SEMCAD X Version 14.6.14 (7501)

Head Right Cheek/LTE Band 5 50%RB Mid/Area Scan (71x91x1): Interpolated grid: dx=1.500 mm, dy=1.500 mm
Maximum value of SAR (interpolated) = 0.231 W/kg

Head Right Cheek/LTE Band 5 50%RB Mid/Zoom Scan (5x5x7)/Cube 0: Measurement grid: dx=8mm, dy=8mm, dz=5mm
Reference Value = 8.962 V/m; Power Drift = -0.10 dB
Peak SAR (extrapolated) = 0.277 W/kg
SAR(1 g) = 0.236 W/kg; SAR(10 g) = 0.179 W/kg
Maximum value of SAR (measured) = 0.248 W/kg

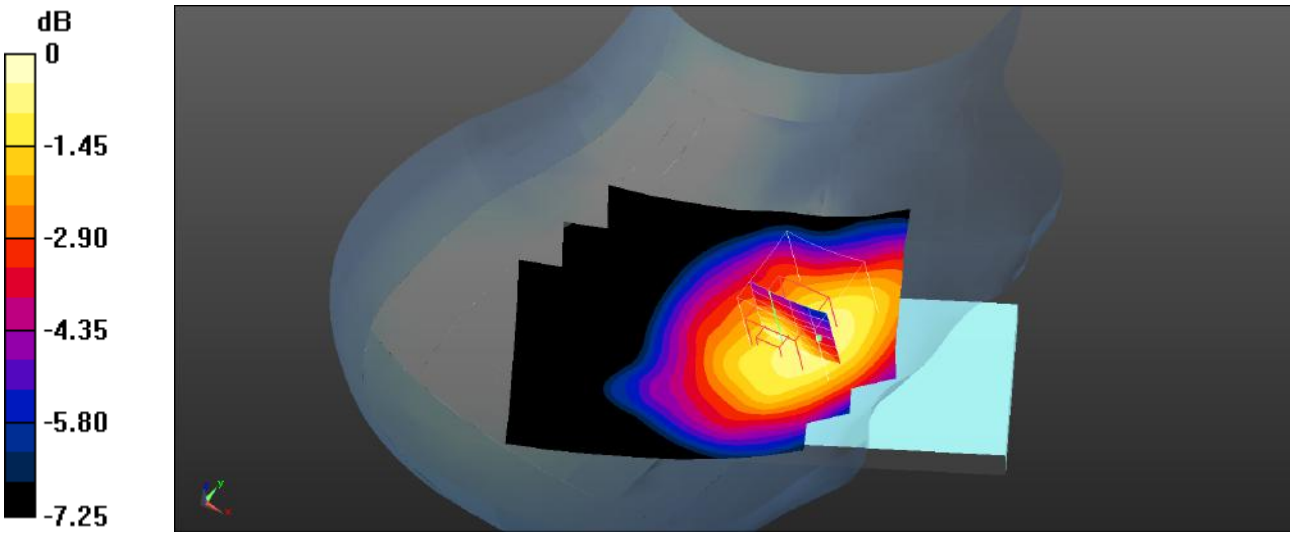

0 dB = 0.248 W/kg = -6.06 dBW/kg

Plot 73#: LTE Band 5_1RB_Head Right Tilt_Mid

DUT: Smart phone; Type: Power 7; Serial: SZNS220411-13280E-SA-S1

Communication System: UID 0, Generic FDD-LTE (0); Frequency: 836.5 MHz;Duty Cycle: 1:1
Medium parameters used (interpolated): f = 836.5 MHz; σ = 0.918 S/m; ε_r = 41.136; ρ = 1000 kg/m^3
Phantom section: Right Section

DASY5 Configuration:

- Probe: EX3DV4- SN3619; ConvF(8.5, 8.5, 8.5); Calibrated: 2021/08/25
- Sensor-Surface: 4mm (Mechanical Surface Detection)
- Electronics: DAE4 Sn1211; Calibrated: 2022/03/01
- Phantom: Twin SAM; Type: QD000P40CD; Serial: TP:1744
- Measurement SW: DASY52, Version 52.10 (4); SEMCAD X Version 14.6.14 (7501)

Head Right Tilt/LTE Band 5 1RB Mid/Area Scan (71x91x1): Interpolated grid: dx=1.500 mm, dy=1.500 mm
Maximum value of SAR (interpolated) = 0.181 W/kg

Head Right Tilt/LTE Band 5 1RB Mid/Zoom Scan (5x5x7)/Cube 0: Measurement grid: dx=8mm, dy=8mm, dz=5mm
Reference Value = 8.006 V/m; Power Drift = -0.09 dB
Peak SAR (extrapolated) = 0.143 W/kg
SAR(1 g) = 0.125 W/kg; SAR(10 g) = 0.099 W/kg
Maximum value of SAR (measured) = 0.128 W/kg

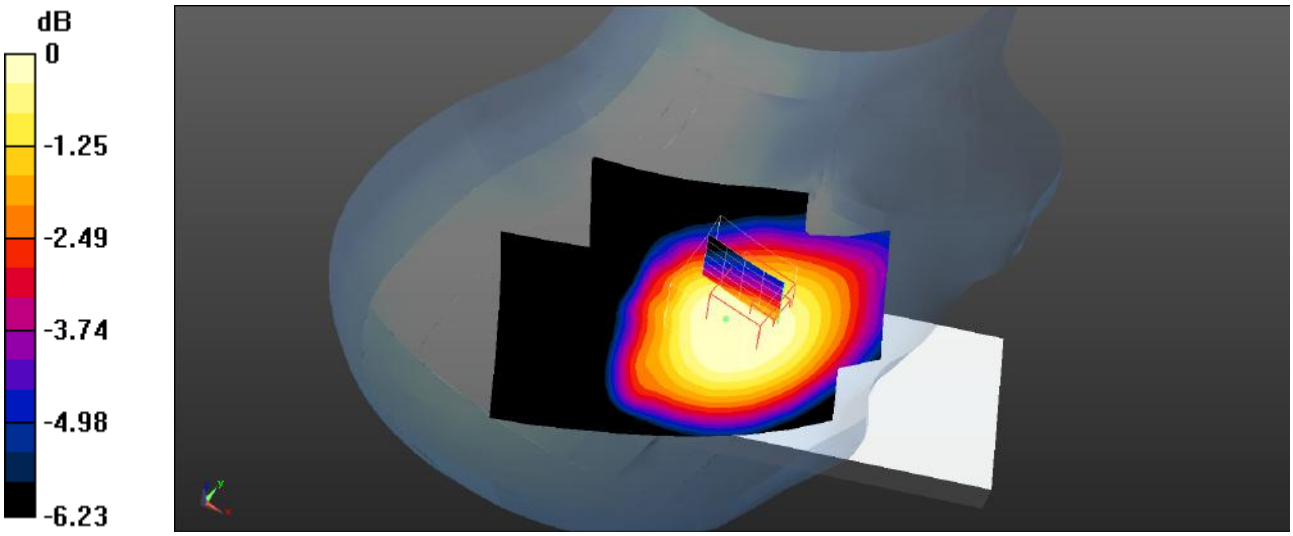

0 dB = 0.166 W/kg = -7.80 dBW/kg

Plot 74#: LTE Band 5_50%RB_Head Right Tilt_Mid

DUT: Smart phone; Type: Power 7; Serial: SZNS220411-13280E-SA-S1

Communication System: UID 0, Generic FDD-LTE (0); Frequency: 836.5 MHz;Duty Cycle: 1:1
Medium parameters used (interpolated): f = 836.5 MHz; σ = 0.918 S/m; ε_r = 41.136; ρ = 1000 kg/m^3
Phantom section: Right Section

DASY5 Configuration:

- Probe: EX3DV4- SN3619; ConvF(8.5, 8.5, 8.5); Calibrated: 2021/08/25
- Sensor-Surface: 4mm (Mechanical Surface Detection)
- Electronics: DAE4 Sn1211; Calibrated: 2022/03/01
- Phantom: Twin SAM; Type: QD000P40CD; Serial: TP:1744
- Measurement SW: DASY52, Version 52.10 (4); SEMCAD X Version 14.6.14 (7501)

Head Right Tilt/LTE Band 5 50%RB Mid/Area Scan (71x91x1): Interpolated grid: dx=1.500 mm, dy=1.500 mm
Maximum value of SAR (interpolated) = 0.162 W/kg

Head Right Tilt/LTE Band 5 50%RB Mid/Zoom Scan (5x5x7)/Cube 0: Measurement grid: dx=8mm, dy=8mm, dz=5mm
Reference Value = 8.933 V/m; Power Drift = -0.07 dB
Peak SAR (extrapolated) = 0.111 W/kg
SAR(1 g) = 0.100 W/kg; SAR(10 g) = 0.083 W/kg
Maximum value of SAR (measured) = 0.103 W/kg

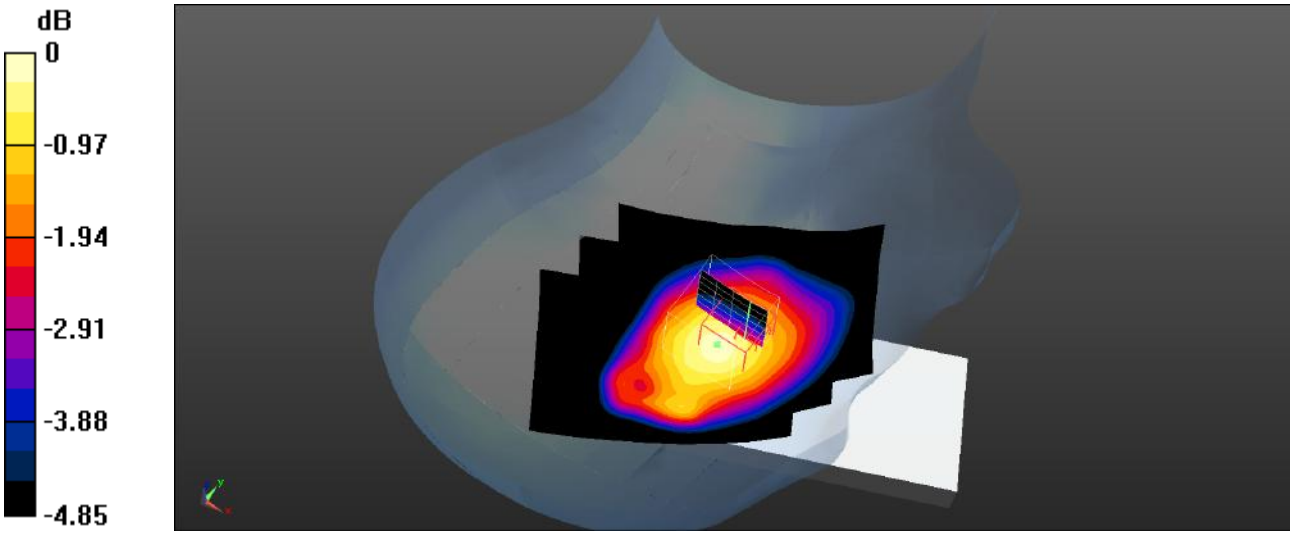

0 dB = 0.169 W/kg = -7.72 dBW/kg

Plot 75#: LTE Band 5_1RB_Body Front_Mid

DUT: Smart phone; Type: Power 7; Serial: SZNS220411-13280E-SA-S1

Communication System: UID 0, Generic FDD-LTE (0); Frequency: 836.5 MHz;Duty Cycle: 1:1
Medium parameters used (interpolated): f = 836.5 MHz; σ = 0.918 S/m; ε_r = 41.136; ρ = 1000 kg/m^3
Phantom section: Flat Section

DASY5 Configuration:

- Probe: EX3DV4- SN3619; ConvF(8.5, 8.5, 8.5); Calibrated: 2021/08/25
- Sensor-Surface: 4mm (Mechanical Surface Detection)
- Electronics: DAE4 Sn1211; Calibrated: 2022/03/01
- Phantom: Twin SAM; Type: QD000P40CD; Serial: TP:1744
- Measurement SW: DASY52, Version 52.10 (4); SEMCAD X Version 14.6.14 (7501)

Body Front/LTE Band 5 1RB Mid/Area Scan (71x121x1): Interpolated grid: dx=1.500 mm, dy=1.500 mm
Maximum value of SAR (interpolated) = 0.170 W/kg

Body Front/LTE Band 5 1RB Mid/Zoom Scan (5x5x7)/Cube 0: Measurement grid: dx=8mm, dy=8mm, dz=5mm
Reference Value = 10.51 V/m; Power Drift = -0.03 dB
Peak SAR (extrapolated) = 0.258 W/kg
SAR(1 g) = 0.158 W/kg; SAR(10 g) = 0.097 W/kg
Maximum value of SAR (measured) = 0.171 W/kg

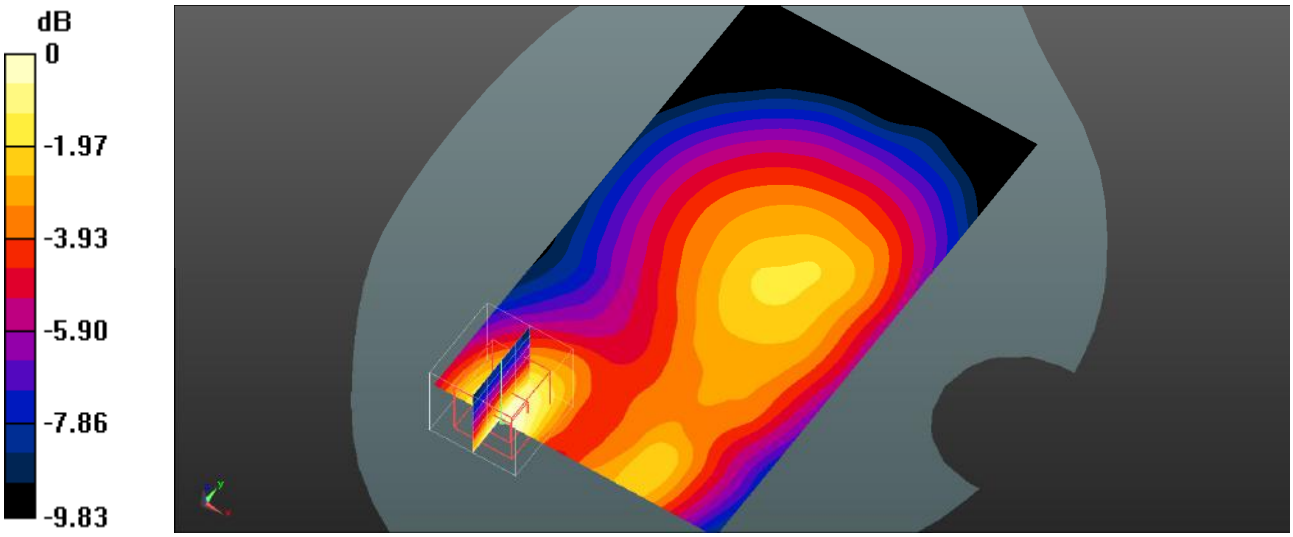

0 dB = 0.171 W/kg = -7.67 dBW/kg

Plot 76#: LTE Band 5_50%RB_Body Front_Mid

DUT: Smart phone; Type: Power 7; Serial: SZNS220411-13280E-SA-S1

Communication System: UID 0, Generic FDD-LTE (0); Frequency: 836.5 MHz;Duty Cycle: 1:1
Medium parameters used (interpolated): f = 836.5 MHz; σ = 0.918 S/m; ε_r = 41.136; ρ = 1000 kg/m^3
Phantom section: Flat Section

DASY5 Configuration:

- Probe: EX3DV4- SN3619; ConvF(8.5, 8.5, 8.5); Calibrated: 2021/08/25
- Sensor-Surface: 4mm (Mechanical Surface Detection)
- Electronics: DAE4 Sn1211; Calibrated: 2022/03/01
- Phantom: Twin SAM; Type: QD000P40CD; Serial: TP:1744
- Measurement SW: DASY52, Version 52.10 (4); SEMCAD X Version 14.6.14 (7501)

Body Front/LTE Band 5 50%RB Mid/Area Scan (71x121x1): Interpolated grid: dx=1.500 mm, dy=1.500 mm
Maximum value of SAR (interpolated) = 0.150 W/kg

Body Front/LTE Band 5 50%RB Mid/Zoom Scan (5x5x7)/Cube 0: Measurement grid: dx=8mm, dy=8mm, dz=5mm
Reference Value = 8.545 V/m; Power Drift = 0.05 dB
Peak SAR (extrapolated) = 0.220 W/kg
SAR(1 g) = 0.142 W/kg; SAR(10 g) = 0.092 W/kg
Maximum value of SAR (measured) = 0.149 W/kg

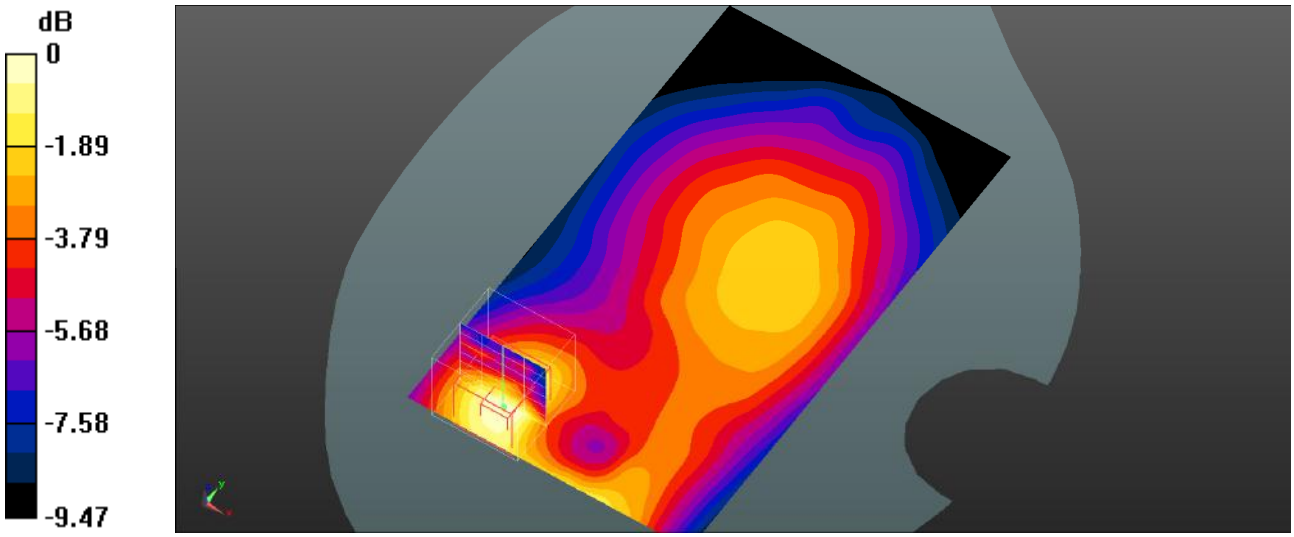

0 dB = 0.149 W/kg = -8.27 dBW/kg

Plot 77#: LTE Band 5_1RB_Body Back_Mid

DUT: Smart phone; Type: Power 7; Serial: SZNS220411-13280E-SA-S1

Communication System: UID 0, Generic FDD-LTE (0); Frequency: 836.5 MHz;Duty Cycle: 1:1
Medium parameters used (interpolated): f = 836.5 MHz; σ = 0.918 S/m; ε_r = 41.136; ρ = 1000 kg/m^3
Phantom section: Flat Section

DASY5 Configuration:

- Probe: EX3DV4- SN3619; ConvF(8.5, 8.5, 8.5); Calibrated: 2021/08/25
- Sensor-Surface: 4mm (Mechanical Surface Detection)
- Electronics: DAE4 Sn1211; Calibrated: 2022/03/01
- Phantom: Twin SAM; Type: QD000P40CD; Serial: TP:1744
- Measurement SW: DASY52, Version 52.10 (4); SEMCAD X Version 14.6.14 (7501)

Body Back/LTE Band 5 1RB Mid/Area Scan (71x121x1): Interpolated grid: dx=1.500 mm, dy=1.500 mm
Maximum value of SAR (interpolated) = 0.439 W/kg

Body Back/LTE Band 5 1RB Mid/Zoom Scan (5x5x7)/Cube 0: Measurement grid: dx=8mm, dy=8mm, dz=5mm
Reference Value = 22.32 V/m; Power Drift = -0.08 dB
Peak SAR (extrapolated) = 0.660 W/kg
SAR(1 g) = 0.411 W/kg; SAR(10 g) = 0.249 W/kg
Maximum value of SAR (measured) = 0.435 W/kg

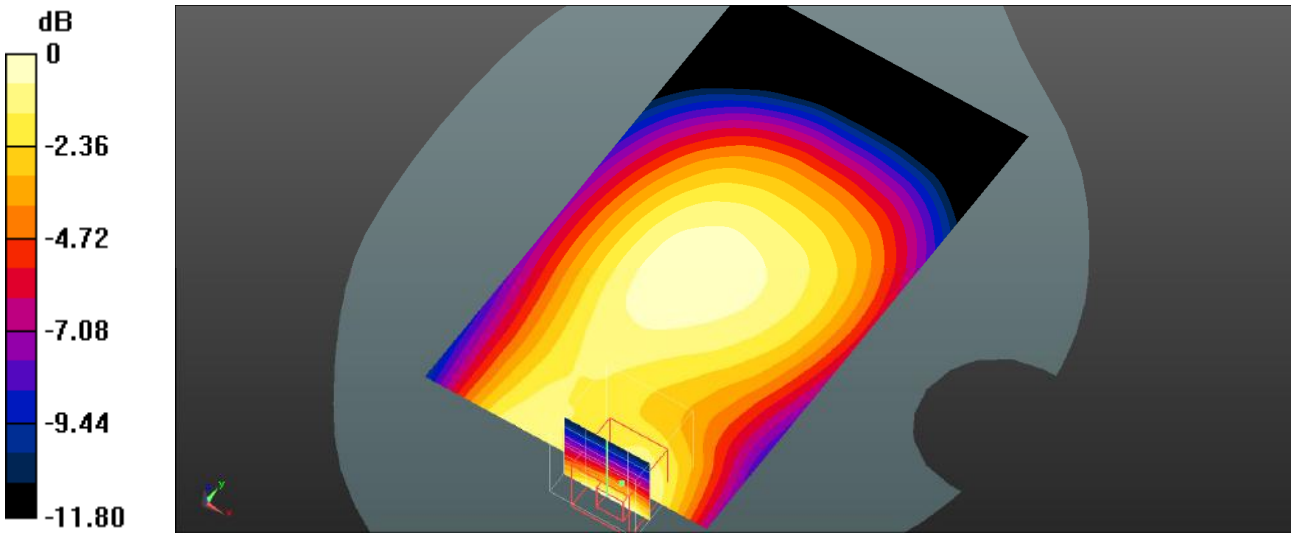

0 dB = 0.435 W/kg = -3.62 dBW/kg

Plot 78#: LTE Band 5_50%RB_Body Back_Mid

DUT: Smart phone; Type: Power 7; Serial: SZNS220411-13280E-SA-S1

Communication System: UID 0, Generic FDD-LTE (0); Frequency: 836.5 MHz;Duty Cycle: 1:1
Medium parameters used (interpolated): f = 836.5 MHz; σ = 0.918 S/m; ε_r = 41.136; ρ = 1000 kg/m^3
Phantom section: Flat Section

DASY5 Configuration:

- Probe: EX3DV4- SN3619; ConvF(8.5, 8.5, 8.5); Calibrated: 2021/08/25
- Sensor-Surface: 4mm (Mechanical Surface Detection)
- Electronics: DAE4 Sn1211; Calibrated: 2022/03/01
- Phantom: Twin SAM; Type: QD000P40CD; Serial: TP:1744
- Measurement SW: DASY52, Version 52.10 (4); SEMCAD X Version 14.6.14 (7501)

Body Back/LTE Band 5 50%RB Mid/Area Scan (71x121x1): Interpolated grid: dx=1.500 mm, dy=1.500 mm
Maximum value of SAR (interpolated) = 0.342 W/kg

Body Back/LTE Band 5 50%RB Mid/Zoom Scan (5x5x7)/Cube 0: Measurement grid: dx=8mm, dy=8mm, dz=5mm
Reference Value = 18.75 V/m; Power Drift = -0.13 dB
Peak SAR (extrapolated) = 0.526 W/kg
SAR(1 g) = 0.325 W/kg; SAR(10 g) = 0.197 W/kg
Maximum value of SAR (measured) = 0.342 W/kg

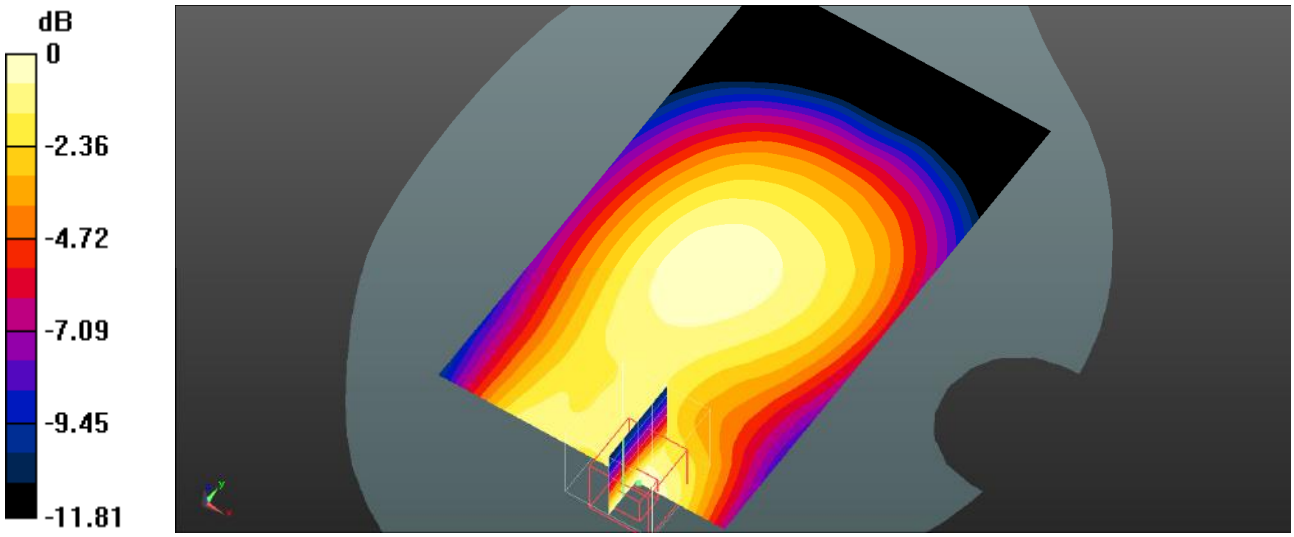

0 dB = 0.342 W/kg = -4.66 dBW/kg

Plot 79#: LTE Band 5_1RB_Body Left_Mid

DUT: Smart phone; Type: Power 7; Serial: SZNS220411-13280E-SA-S1

Communication System: UID 0, Generic FDD-LTE (0); Frequency: 836.5 MHz;Duty Cycle: 1:1
Medium parameters used (interpolated): f = 836.5 MHz; σ = 0.918 S/m; ε_r = 41.136; ρ = 1000 kg/m^3
Phantom section: Flat Section

DASY5 Configuration:

- Probe: EX3DV4- SN3619; ConvF(8.5, 8.5, 8.5); Calibrated: 2021/08/25
- Sensor-Surface: 4mm (Mechanical Surface Detection)
- Electronics: DAE4 Sn1211; Calibrated: 2022/03/01
- Phantom: Twin SAM; Type: QD000P40CD; Serial: TP:1744
- Measurement SW: DASY52, Version 52.10 (4); SEMCAD X Version 14.6.14 (7501)

Body Left/LTE Band 5 1RB Mid/Area Scan (61x121x1): Interpolated grid: dx=1.500 mm, dy=1.500 mm
Maximum value of SAR (interpolated) = 0.266 W/kg

Body Left/LTE Band 5 1RB Mid/Zoom Scan (5x5x7)/Cube 0: Measurement grid: dx=8mm, dy=8mm, dz=5mm
Reference Value = 16.65 V/m; Power Drift = -0.01 dB
Peak SAR (extrapolated) = 0.284 W/kg
SAR(1 g) = 0.244 W/kg; SAR(10 g) = 0.201 W/kg
Maximum value of SAR (measured) = 0.251 W/kg

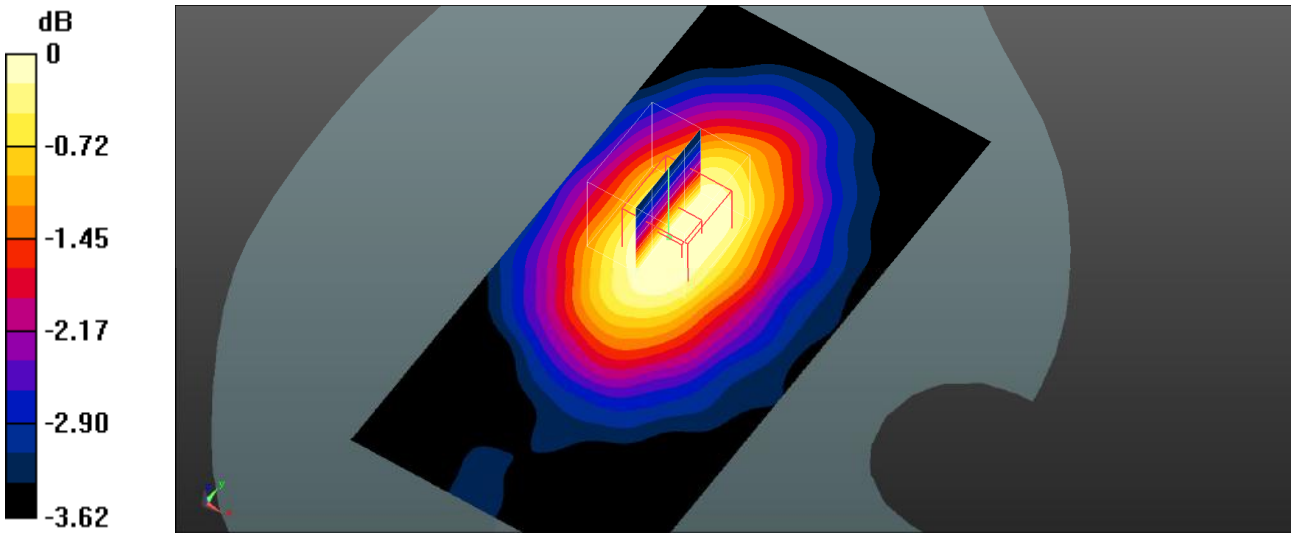

0 dB = 0.251 W/kg = -6.00 dBW/kg

Plot 80#: LTE Band 5_50%RB_Body Left_Mid

DUT: Smart phone; Type: Power 7; Serial: SZNS220411-13280E-SA-S1

Communication System: UID 0, Generic FDD-LTE (0); Frequency: 836.5 MHz;Duty Cycle: 1:1
Medium parameters used (interpolated): f = 836.5 MHz; σ = 0.918 S/m; ε_r = 41.136; ρ = 1000 kg/m^3
Phantom section: Flat Section

DASY5 Configuration:

- Probe: EX3DV4- SN3619; ConvF(8.5, 8.5, 8.5); Calibrated: 2021/08/25
- Sensor-Surface: 4mm (Mechanical Surface Detection)
- Electronics: DAE4 Sn1211; Calibrated: 2022/03/01
- Phantom: Twin SAM; Type: QD000P40CD; Serial: TP:1744
- Measurement SW: DASY52, Version 52.10 (4); SEMCAD X Version 14.6.14 (7501)

Body Left/LTE Band 5 50%RB Mid/Area Scan (61x121x1): Interpolated grid: dx=1.500 mm, dy=1.500 mm
Maximum value of SAR (interpolated) = 0.211 W/kg

Body Left/LTE Band 5 50%RB Mid/Zoom Scan (5x5x7)/Cube 0: Measurement grid: dx=8mm, dy=8mm, dz=5mm
Reference Value = 14.63 V/m; Power Drift = -0.06 dB
Peak SAR (extrapolated) = 0.228 W/kg
SAR(1 g) = 0.196 W/kg; SAR(10 g) = 0.163 W/kg
Maximum value of SAR (measured) = 0.200 W/kg

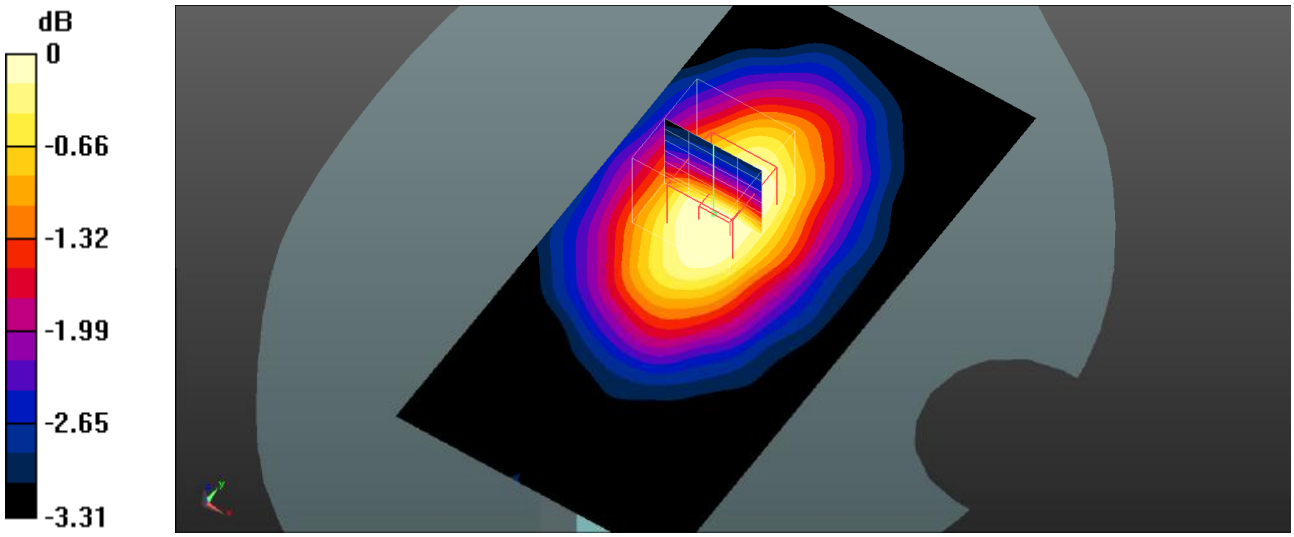

0 dB = 0.200 W/kg = -6.99 dBW/kg

Plot 81#: LTE Band 5_1RB_Body Right_Mid

DUT: Smart phone; Type: Power 7; Serial: SZNS220411-13280E-SA-S1

Communication System: UID 0, Generic FDD-LTE (0); Frequency: 836.5 MHz;Duty Cycle: 1:1
Medium parameters used (interpolated): f = 836.5 MHz; σ = 0.918 S/m; ε_r = 41.136; ρ = 1000 kg/m^3
Phantom section: Flat Section

DASY5 Configuration:

- Probe: EX3DV4- SN3619; ConvF(8.5, 8.5, 8.5); Calibrated: 2021/08/25
- Sensor-Surface: 4mm (Mechanical Surface Detection)
- Electronics: DAE4 Sn1211; Calibrated: 2022/03/01
- Phantom: Twin SAM; Type: QD000P40CD; Serial: TP:1744
- Measurement SW: DASY52, Version 52.10 (4); SEMCAD X Version 14.6.14 (7501)

Body Right/LTE Band 5 1RB Mid/Area Scan (61x121x1): Interpolated grid: dx=1.500 mm, dy=1.500 mm
Maximum value of SAR (interpolated) = 0.385 W/kg

Body Right/LTE Band 5 1RB Mid/Zoom Scan (5x5x7)/Cube 0: Measurement grid: dx=8mm, dy=8mm, dz=5mm
Reference Value = 20.05 V/m; Power Drift = -0.14 dB
Peak SAR (extrapolated) = 0.467 W/kg
SAR(1 g) = 0.371 W/kg; SAR(10 g) = 0.283 W/kg
Maximum value of SAR (measured) = 0.387 W/kg

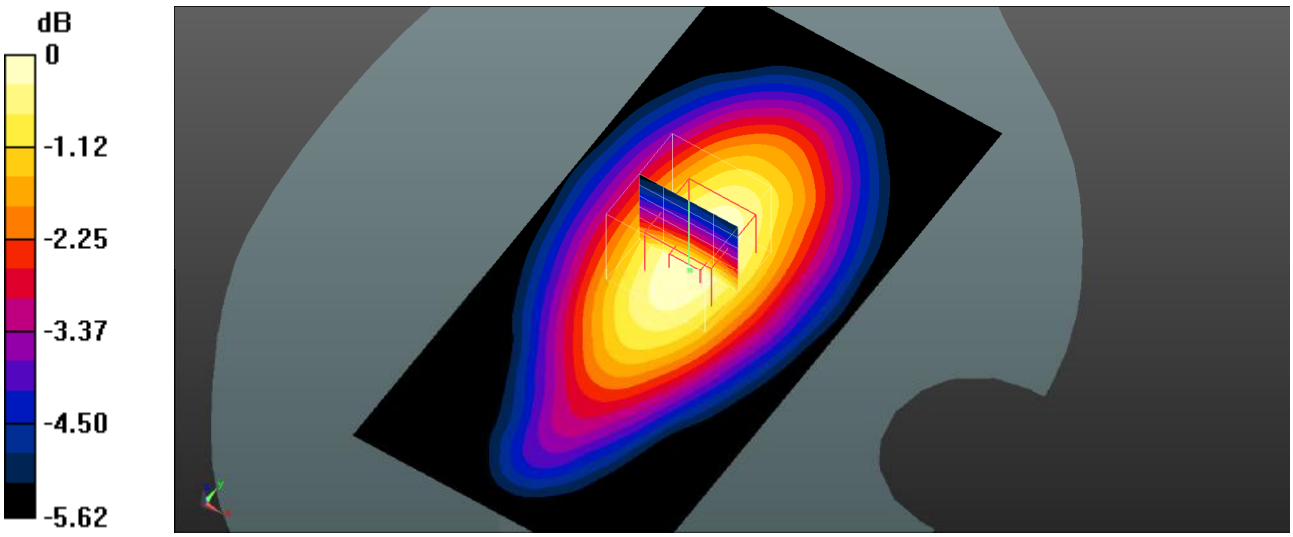

0 dB = 0.387 W/kg = -4.12 dBW/kg

Plot 82#: LTE Band 5_50%RB_Body Right_Mid

DUT: Smart phone; Type: Power 7; Serial: SZNS220411-13280E-SA-S1

Communication System: UID 0, Generic FDD-LTE (0); Frequency: 836.5 MHz;Duty Cycle: 1:1
Medium parameters used (interpolated): f = 836.5 MHz; σ = 0.918 S/m; ε_r = 41.136; ρ = 1000 kg/m^3
Phantom section: Flat Section

DASY5 Configuration:

- Probe: EX3DV4- SN3619; ConvF(8.5, 8.5, 8.5); Calibrated: 2021/08/25
- Sensor-Surface: 4mm (Mechanical Surface Detection)
- Electronics: DAE4 Sn1211; Calibrated: 2022/03/01
- Phantom: Twin SAM; Type: QD000P40CD; Serial: TP:1744
- Measurement SW: DASY52, Version 52.10 (4); SEMCAD X Version 14.6.14 (7501)

Body Right/LTE Band 5 50%RB Mid/Area Scan (61x121x1): Interpolated grid: dx=1.500 mm, dy=1.500 mm
Maximum value of SAR (interpolated) = 0.323 W/kg

Body Right/LTE Band 5 50%RB Mid/Zoom Scan (5x5x7)/Cube 0: Measurement grid: dx=8mm, dy=8mm, dz=5mm
Reference Value = 18.31 V/m; Power Drift = -0.13 dB
Peak SAR (extrapolated) = 0.379 W/kg
SAR(1 g) = 0.305 W/kg; SAR(10 g) = 0.238 W/kg
Maximum value of SAR (measured) = 0.317 W/kg

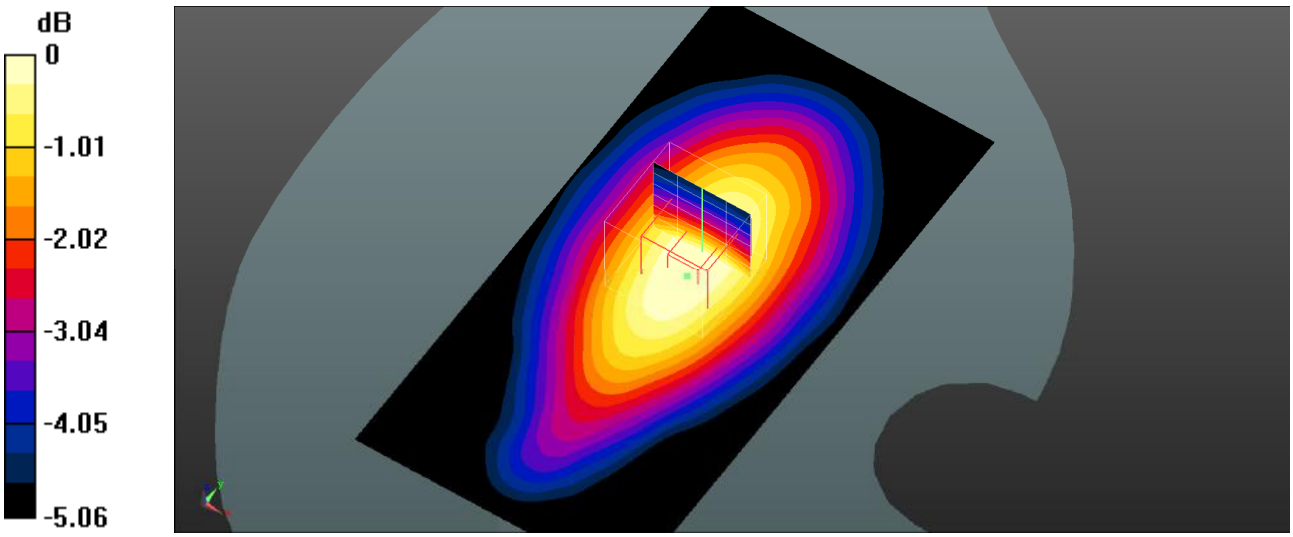

0 dB = 0.317 W/kg = -4.99 dBW/kg

Plot 83#: LTE Band 5_1RB_Body Bottom_Mid

DUT: Smart phone; Type: Power 7; Serial: SZNS220411-13280E-SA-S1

Communication System: UID 0, Generic FDD-LTE (0); Frequency: 836.5 MHz;Duty Cycle: 1:1
Medium parameters used (interpolated): f = 836.5 MHz; σ = 0.918 S/m; ε_r = 41.136; ρ = 1000 kg/m^3
Phantom section: Flat Section

DASY5 Configuration:

- Probe: EX3DV4- SN3619; ConvF(8.5, 8.5, 8.5); Calibrated: 2021/08/25
- Sensor-Surface: 4mm (Mechanical Surface Detection)
- Electronics: DAE4 Sn1211; Calibrated: 2022/03/01
- Phantom: Twin SAM; Type: QD000P40CD; Serial: TP:1744
- Measurement SW: DASY52, Version 52.10 (4); SEMCAD X Version 14.6.14 (7501)

Body Bottom/LTE Band 5 1RB Mid/Area Scan (71x91x1): Interpolated grid: dx=1.500 mm, dy=1.500 mm
Maximum value of SAR (interpolated) = 0.375 W/kg

Body Bottom/LTE Band 5 1RB Mid/Zoom Scan (5x5x7)/Cube 0: Measurement grid: dx=8mm, dy=8mm, dz=5mm
Reference Value = 19.29 V/m; Power Drift = -0.08 dB
Peak SAR (extrapolated) = 0.525 W/kg
SAR(1 g) = 0.319 W/kg; SAR(10 g) = 0.198 W/kg
Maximum value of SAR (measured) = 0.345 W/kg

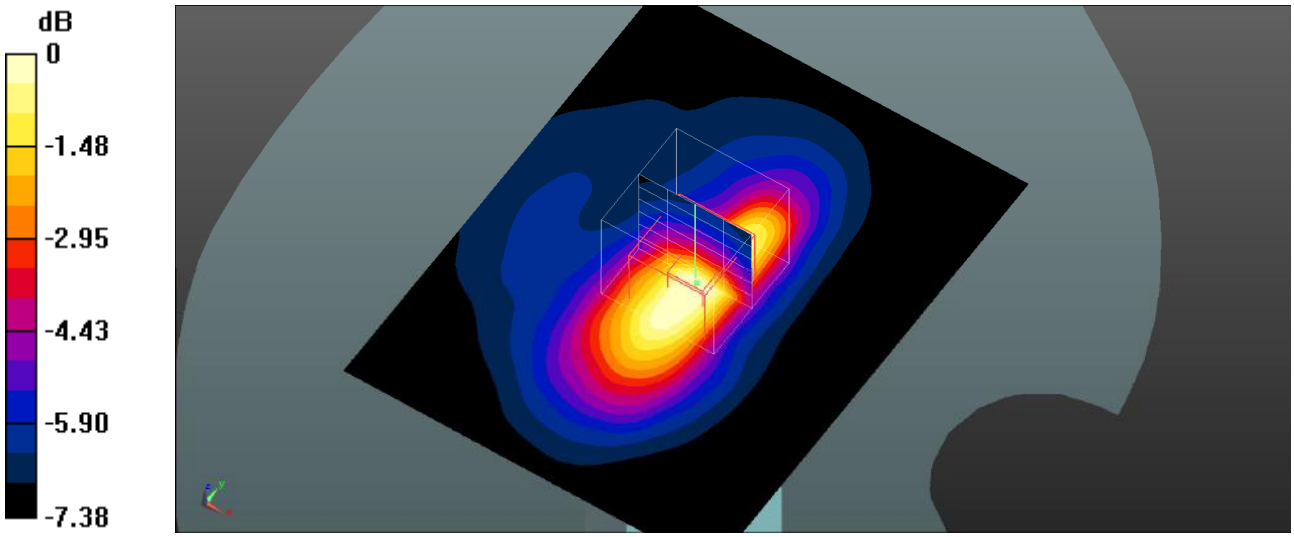

0 dB = 0.345 W/kg = -4.62 dBW/kg

Plot 84#: LTE Band 5_50%RB_Body Bottom_Mid

DUT: Smart phone; Type: Power 7; Serial: SZNS220411-13280E-SA-S1

Communication System: UID 0, Generic FDD-LTE (0); Frequency: 836.5 MHz;Duty Cycle: 1:1
Medium parameters used (interpolated): f = 836.5 MHz; σ = 0.918 S/m; ε_r = 41.136; ρ = 1000 kg/m^3
Phantom section: Flat Section

DASY5 Configuration:

- Probe: EX3DV4- SN3619; ConvF(8.5, 8.5, 8.5); Calibrated: 2021/08/25
- Sensor-Surface: 4mm (Mechanical Surface Detection)
- Electronics: DAE4 Sn1211; Calibrated: 2022/03/01
- Phantom: Twin SAM; Type: QD000P40CD; Serial: TP:1744
- Measurement SW: DASY52, Version 52.10 (4); SEMCAD X Version 14.6.14 (7501)

Body Bottom/LTE Band 5 50%RB Mid/Area Scan (71x91x1): Interpolated grid: dx=1.500 mm, dy=1.500 mm
Maximum value of SAR (interpolated) = 0.301 W/kg

Body Bottom/LTE Band 5 50%RB Mid/Zoom Scan (5x5x7)/Cube 0: Measurement grid: dx=8mm, dy=8mm, dz=5mm
Reference Value = 17.48 V/m; Power Drift = -0.08 dB
Peak SAR (extrapolated) = 0.440 W/kg
SAR(1 g) = 0.269 W/kg; SAR(10 g) = 0.171 W/kg
Maximum value of SAR (measured) = 0.290 W/kg

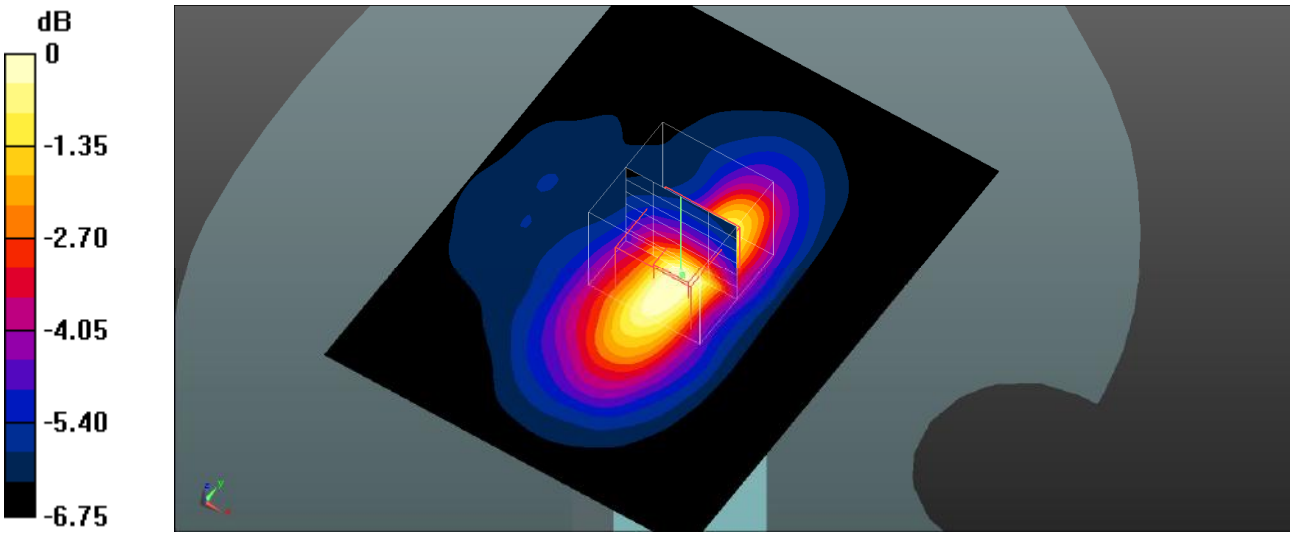

0 dB = 0.290 W/kg = -5.38 dBW/kg

Plot 85#: LTE Band 12_1RB_Head Left Cheek_Mid

DUT: Smart phone; Type: Power 7; Serial: SZNS220411-13280E-SA-S1

Communication System: UID 0, Generic FDD-LTE (0); Frequency: 707.5 MHz;Duty Cycle: 1:1
Medium parameters used (interpolated): f = 707.5 MHz; σ = 0.868 S/m; ε_r = 42.646; ρ = 1000 kg/m^3
Phantom section: Left Section

DASY5 Configuration:

- Probe: EX3DV4- SN3619; ConvF(8.63, 8.63, 8.63); Calibrated: 2021/08/25
- Sensor-Surface: 4mm (Mechanical Surface Detection)
- Electronics: DAE4 Sn1211; Calibrated: 2022/03/01
- Phantom: Twin SAM; Type: QD000P40CD; Serial: TP:1744
- Measurement SW: DASY52, Version 52.10 (4); SEMCAD X Version 14.6.14 (7501)

Head Left Cheek/LTE Band 12 1RB Mid/Area Scan (71x91x1): Interpolated grid: dx=1.500 mm, dy=1.500 mm
Maximum value of SAR (interpolated) = 0.0902 W/kg

Head Left Cheek/LTE Band 12 1RB Mid/Zoom Scan (5x5x7)/Cube 0: Measurement grid: dx=8mm, dy=8mm, dz=5mm
Reference Value = 5.924 V/m; Power Drift = -0.07 dB
Peak SAR (extrapolated) = 0.0890 W/kg
SAR(1 g) = 0.079 W/kg; SAR(10 g) = 0.065 W/kg
Maximum value of SAR (measured) = 0.0798 W/kg

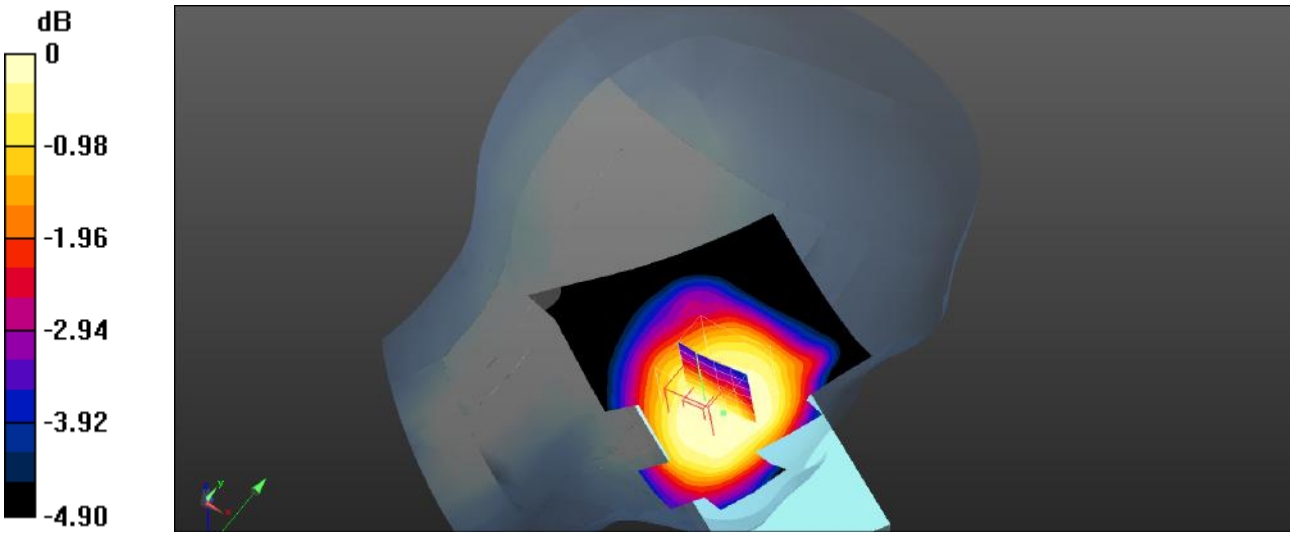

0 dB = 0.0798 W/kg = -10.98 dBW/kg

Plot 86#: LTE Band 12_50%RB_Head Left Cheek_Mid

DUT: Smart phone; Type: Power 7; Serial: SZNS220411-13280E-SA-S1

Communication System: UID 0, Generic FDD-LTE (0); Frequency: 707.5 MHz;Duty Cycle: 1:1
Medium parameters used (interpolated): f = 707.5 MHz; σ = 0.868 S/m; ε_r = 42.646; ρ = 1000 kg/m^3
Phantom section: Left Section

DASY5 Configuration:

- Probe: EX3DV4- SN3619; ConvF(8.63, 8.63, 8.63); Calibrated: 2021/08/25
- Sensor-Surface: 4mm (Mechanical Surface Detection)
- Electronics: DAE4 Sn1211; Calibrated: 2022/03/01
- Phantom: Twin SAM; Type: QD000P40CD; Serial: TP:1744
- Measurement SW: DASY52, Version 52.10 (4); SEMCAD X Version 14.6.14 (7501)

Head Left Cheek/LTE Band 12 50%RB Mid/Area Scan (71x91x1): Interpolated grid: dx=1.500 mm, dy=1.500 mm
Maximum value of SAR (interpolated) = 0.0755 W/kg

Head Left Cheek/LTE Band 12 50%RB Mid/Zoom Scan (5x5x7)/Cube 0: Measurement grid: dx=8mm, dy=8mm, dz=5mm
Reference Value = 5.049 V/m; Power Drift = 0.01 dB
Peak SAR (extrapolated) = 0.0740 W/kg
SAR(1 g) = 0.065 W/kg; SAR(10 g) = 0.054 W/kg
Maximum value of SAR (measured) = 0.0659 W/kg

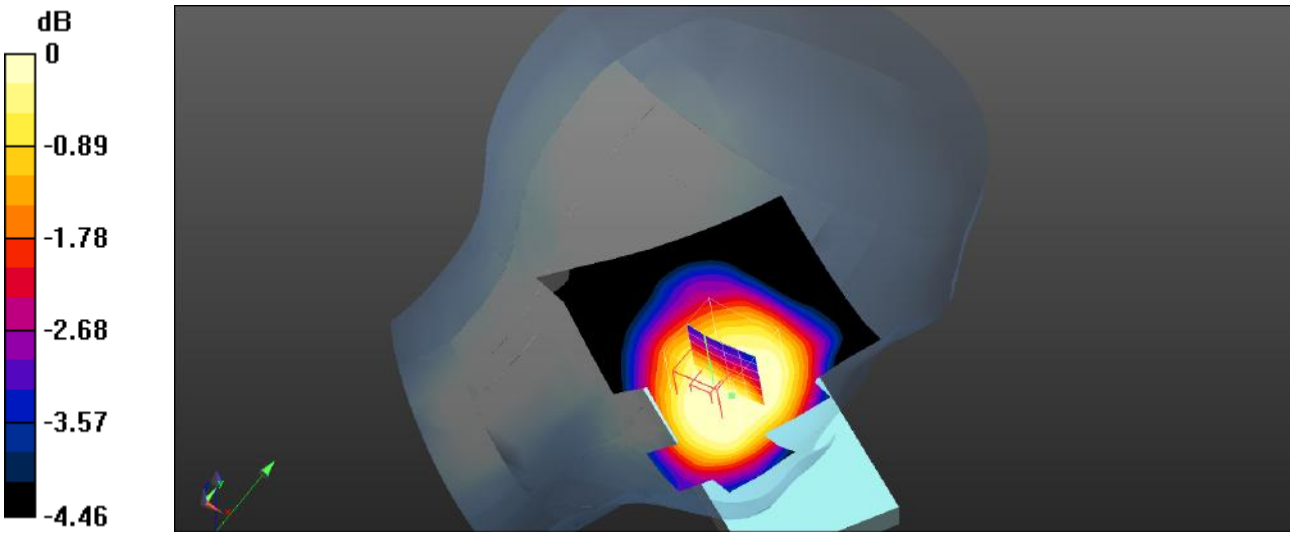

0 dB = 0.0659 W/kg = -11.81 dBW/kg

Plot 87#: LTE Band 12_1RB_Head Left Tilt_Mid

DUT: Smart phone; Type: Power 7; Serial: SZNS220411-13280E-SA-S1

Communication System: UID 0, Generic FDD-LTE (0); Frequency: 707.5 MHz;Duty Cycle: 1:1
Medium parameters used (interpolated): f = 707.5 MHz; σ = 0.868 S/m; ε_r = 42.646; ρ = 1000 kg/m^3
Phantom section: Left Section

DASY5 Configuration:

- Probe: EX3DV4- SN3619; ConvF(8.63, 8.63, 8.63); Calibrated: 2021/08/25
- Sensor-Surface: 4mm (Mechanical Surface Detection)
- Electronics: DAE4 Sn1211; Calibrated: 2022/03/01
- Phantom: Twin SAM; Type: QD000P40CD; Serial: TP:1744
- Measurement SW: DASY52, Version 52.10 (4); SEMCAD X Version 14.6.14 (7501)

Head Left Tilt/LTE Band 12 1RB Mid/Area Scan (71x91x1): Interpolated grid: dx=1.500 mm, dy=1.500 mm
Maximum value of SAR (interpolated) = 0.0597 W/kg

Head Left Tilt/LTE Band 12 1RB Mid/Zoom Scan (5x5x7)/Cube 0: Measurement grid: dx=8mm, dy=8mm, dz=5mm
Reference Value = 6.323 V/m; Power Drift = -0.14 dB
Peak SAR (extrapolated) = 0.0460 W/kg
SAR(1 g) = 0.041 W/kg; SAR(10 g) = 0.034 W/kg
Maximum value of SAR (measured) = 0.0423 W/kg

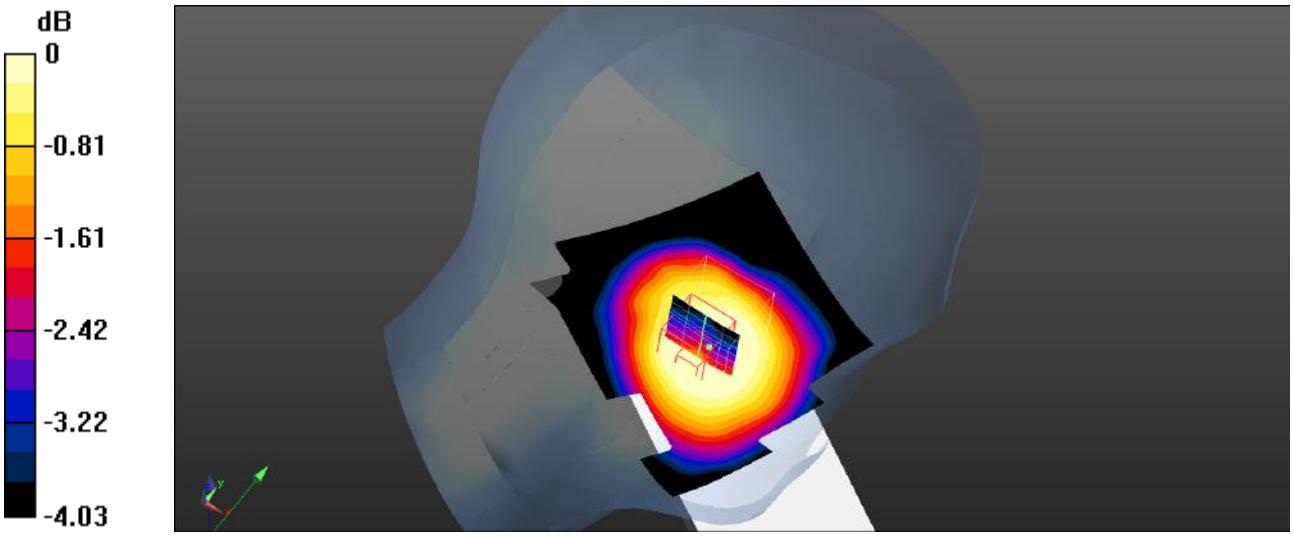

0 dB = 0.0550 W/kg = -12.60 dBW/kg

Plot 88#: LTE Band 12_50%RB_Head Left Tilt_Mid

DUT: Smart phone; Type: Power 7; Serial: SZNS220411-13280E-SA-S1

Communication System: UID 0, Generic FDD-LTE (0); Frequency: 707.5 MHz;Duty Cycle: 1:1
Medium parameters used (interpolated): f = 707.5 MHz; σ = 0.868 S/m; ε_r = 42.646; ρ = 1000 kg/m^3
Phantom section: Left Section

DASY5 Configuration:

- Probe: EX3DV4- SN3619; ConvF(8.63, 8.63, 8.63); Calibrated: 2021/08/25
- Sensor-Surface: 4mm (Mechanical Surface Detection)
- Electronics: DAE4 Sn1211; Calibrated: 2022/03/01
- Phantom: Twin SAM; Type: QD000P40CD; Serial: TP:1744
- Measurement SW: DASY52, Version 52.10 (4); SEMCAD X Version 14.6.14 (7501)

Head Left Tilt/LTE Band 12 50%RB Mid/Area Scan (71x91x1): Interpolated grid: dx=1.500 mm, dy=1.500 mm
Maximum value of SAR (interpolated) = 0.0501 W/kg

Head Left Tilt/LTE Band 12 50%RB Mid/Zoom Scan (5x5x7)/Cube 0: Measurement grid: dx=8mm, dy=8mm, dz=5mm
Reference Value = 5.815 V/m; Power Drift = -0.10 dB
Peak SAR (extrapolated) = 0.0370 W/kg
SAR(1 g) = 0.034 W/kg; SAR(10 g) = 0.029 W/kg
Maximum value of SAR (measured) = 0.0343 W/kg

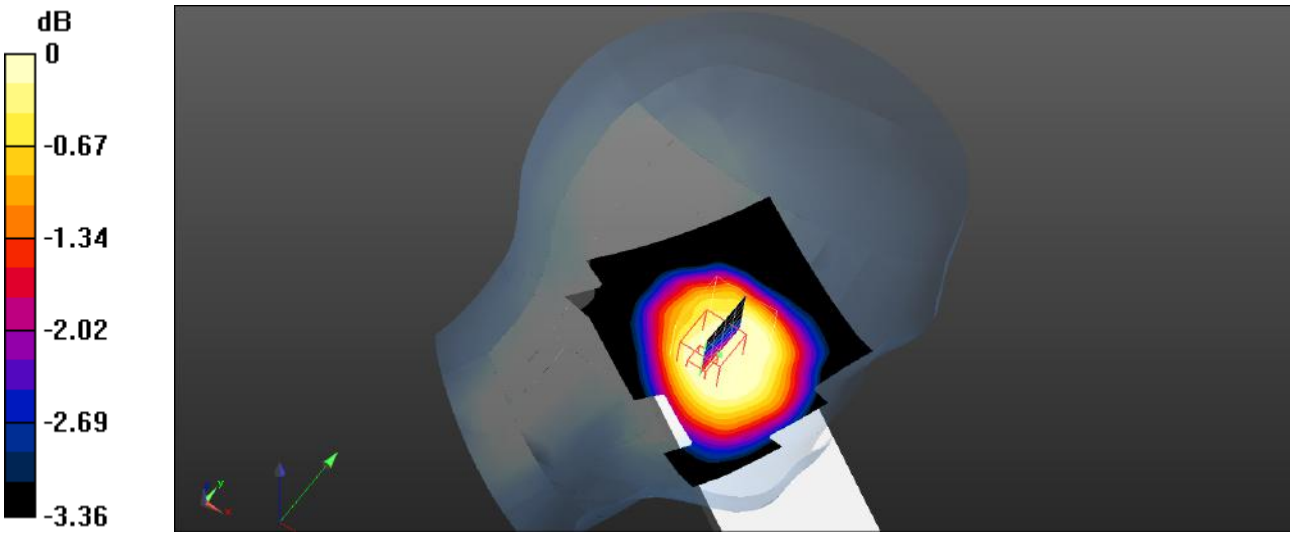

0 dB = 0.0460 W/kg = -13.37 dBW/kg

Plot 89#: LTE Band 12_1RB_Head Right Cheek_Mid

DUT: Smart phone; Type: Power 7; Serial: SZNS220411-13280E-SA-S1

Communication System: UID 0, Generic FDD-LTE (0); Frequency: 707.5 MHz;Duty Cycle: 1:1
Medium parameters used (interpolated): f = 707.5 MHz; σ = 0.868 S/m; ε_r = 42.646; ρ = 1000 kg/m^3
Phantom section: Right Section

DASY5 Configuration:

- Probe: EX3DV4- SN3619; ConvF(8.63, 8.63, 8.63); Calibrated: 2021/08/25
- Sensor-Surface: 4mm (Mechanical Surface Detection)
- Electronics: DAE4 Sn1211; Calibrated: 2022/03/01
- Phantom: Twin SAM; Type: QD000P40CD; Serial: TP:1744
- Measurement SW: DASY52, Version 52.10 (4); SEMCAD X Version 14.6.14 (7501)

Head Right Cheek/LTE Band 12 1RB Mid/Area Scan (71x91x1): Interpolated grid: dx=1.500 mm, dy=1.500 mm
Maximum value of SAR (interpolated) = 0.0933 W/kg

Head Right Cheek/LTE Band 12 1RB Mid/Zoom Scan (5x5x7)/Cube 0: Measurement grid: dx=8mm, dy=8mm, dz=5mm
Reference Value = 5.275 V/m; Power Drift = -0.09 dB
Peak SAR (extrapolated) = 0.0930 W/kg
SAR(1 g) = 0.083 W/kg; SAR(10 g) = 0.065 W/kg
Maximum value of SAR (measured) = 0.0885 W/kg

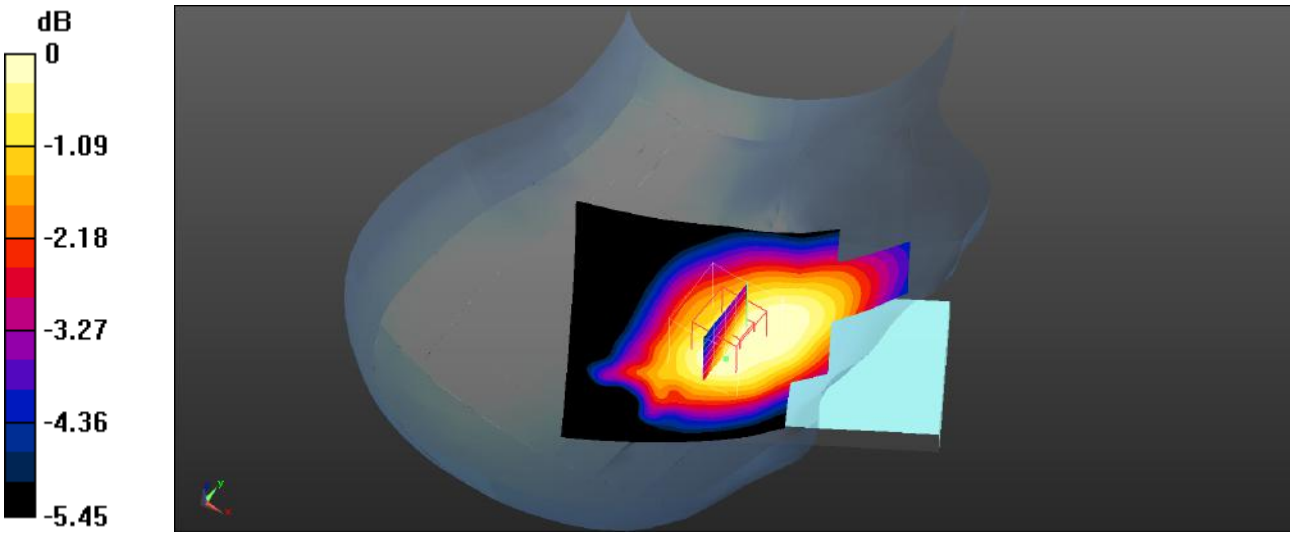

0 dB = 0.0885 W/kg = -10.53 dBW/kg

Plot 90#: LTE Band 12_50%RB_Head Right Cheek_Mid

DUT: Smart phone; Type: Power 7; Serial: SZNS220411-13280E-SA-S1

Communication System: UID 0, Generic FDD-LTE (0); Frequency: 707.5 MHz;Duty Cycle: 1:1
Medium parameters used (interpolated): f = 707.5 MHz; σ = 0.868 S/m; ε_r = 42.646; ρ = 1000 kg/m^3
Phantom section: Right Section

DASY5 Configuration:

- Probe: EX3DV4- SN3619; ConvF(8.63, 8.63, 8.63); Calibrated: 2021/08/25
- Sensor-Surface: 4mm (Mechanical Surface Detection)
- Electronics: DAE4 Sn1211; Calibrated: 2022/03/01
- Phantom: Twin SAM; Type: QD000P40CD; Serial: TP:1744
- Measurement SW: DASY52, Version 52.10 (4); SEMCAD X Version 14.6.14 (7501)

Head Right Cheek/LTE Band 12 50%RB Mid/Area Scan (71x91x1): Interpolated grid: dx=1.500 mm, dy=1.500 mm
Maximum value of SAR (interpolated) = 0.0764 W/kg

Head Right Cheek/LTE Band 12 50%RB Mid/Zoom Scan (5x5x7)/Cube 0: Measurement grid: dx=8mm, dy=8mm, dz=5mm
Reference Value = 4.749 V/m; Power Drift = -0.17 dB
Peak SAR (extrapolated) = 0.0800 W/kg
SAR(1 g) = 0.070 W/kg; SAR(10 g) = 0.057 W/kg
Maximum value of SAR (measured) = 0.0713 W/kg

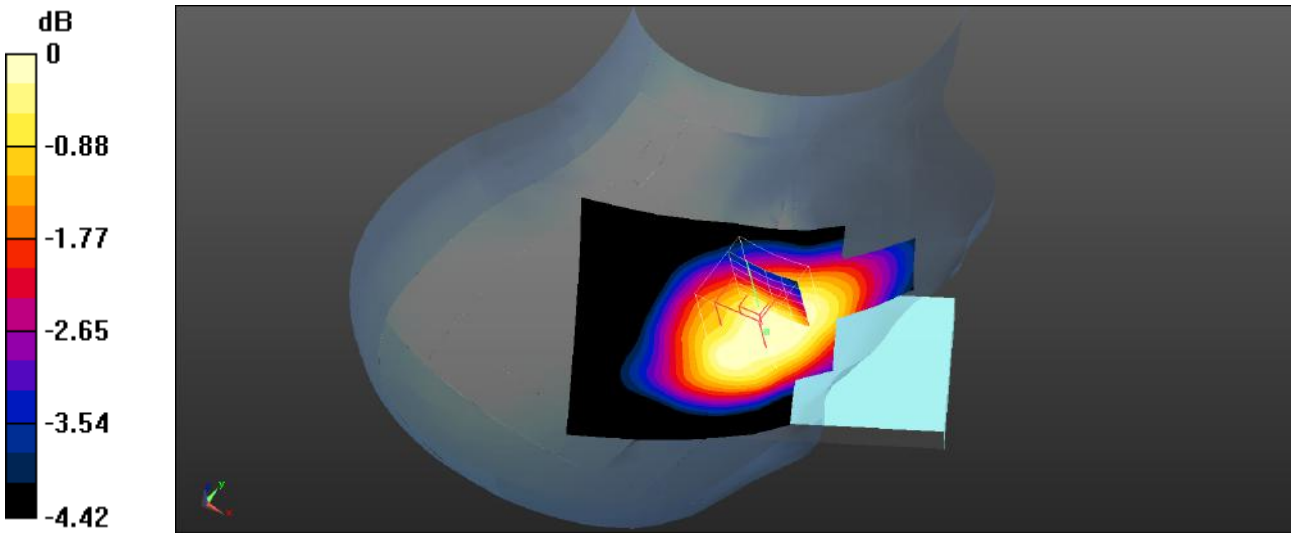

0 dB = 0.0713 W/kg = -11.47 dBW/kg

Plot 91#: LTE Band 12_1RB_Head Right Tilt_Mid

DUT: Smart phone; Type: Power 7; Serial: SZNS220411-13280E-SA-S1

Communication System: UID 0, Generic FDD-LTE (0); Frequency: 707.5 MHz;Duty Cycle: 1:1
Medium parameters used (interpolated): f = 707.5 MHz; σ = 0.868 S/m; ε_r = 42.646; ρ = 1000 kg/m^3
Phantom section: Right Section

DASY5 Configuration:

- Probe: EX3DV4- SN3619; ConvF(8.63, 8.63, 8.63); Calibrated: 2021/08/25
- Sensor-Surface: 4mm (Mechanical Surface Detection)
- Electronics: DAE4 Sn1211; Calibrated: 2022/03/01
- Phantom: Twin SAM; Type: QD000P40CD; Serial: TP:1744
- Measurement SW: DASY52, Version 52.10 (4); SEMCAD X Version 14.6.14 (7501)

Head Right Tilt/LTE Band 12 1RB Mid/Area Scan (71x91x1): Interpolated grid: dx=1.500 mm, dy=1.500 mm
Maximum value of SAR (interpolated) = 0.0611 W/kg

Head Right Tilt/LTE Band 12 1RB Mid/Zoom Scan (5x5x7)/Cube 0: Measurement grid: dx=8mm, dy=8mm, dz=5mm
Reference Value = 5.650 V/m; Power Drift = -0.01 dB
Peak SAR (extrapolated) = 0.0430 W/kg
SAR(1 g) = 0.041 W/kg; SAR(10 g) = 0.035 W/kg
Maximum value of SAR (measured) = 0.0408 W/kg

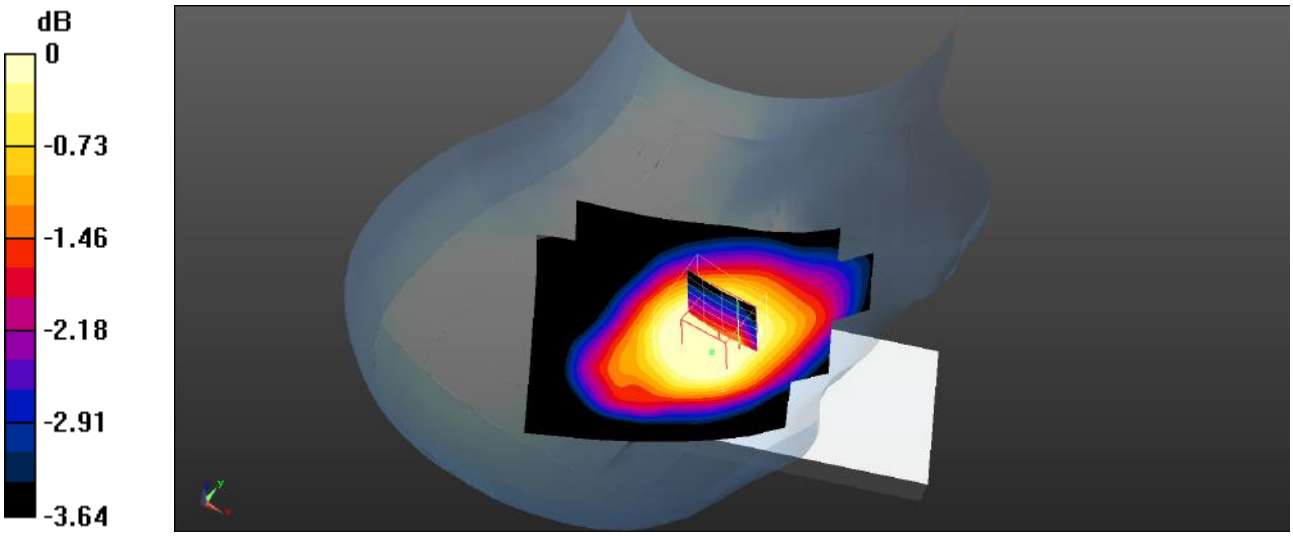

0 dB = 0.0520 W/kg = -12.84 dBW/kg

Plot 92#: LTE Band 12_50%RB_Head Right Tilt_Mid

DUT: Smart phone; Type: Power 7; Serial: SZNS220411-13280E-SA-S1

Communication System: UID 0, Generic FDD-LTE (0); Frequency: 707.5 MHz;Duty Cycle: 1:1
Medium parameters used (interpolated): f = 707.5 MHz; σ = 0.868 S/m; ε_r = 42.646; ρ = 1000 kg/m^3
Phantom section: Right Section

DASY5 Configuration:

- Probe: EX3DV4- SN3619; ConvF(8.63, 8.63, 8.63); Calibrated: 2021/08/25
- Sensor-Surface: 4mm (Mechanical Surface Detection)
- Electronics: DAE4 Sn1211; Calibrated: 2022/03/01
- Phantom: Twin SAM; Type: QD000P40CD; Serial: TP:1744
- Measurement SW: DASY52, Version 52.10 (4); SEMCAD X Version 14.6.14 (7501)

Head Right Tilt/LTE Band 12 50%RB Mid/Area Scan (71x91x1): Interpolated grid: dx=1.500 mm, dy=1.500 mm
Maximum value of SAR (interpolated) = 0.0597 W/kg

Head Right Tilt/LTE Band 12 50%RB Mid/Zoom Scan (5x5x7)/Cube 0: Measurement grid: dx=8mm, dy=8mm, dz=5mm
Reference Value = 6.212 V/m; Power Drift = -0.02 dB
Peak SAR (extrapolated) = 0.0650 W/kg
SAR(1 g) = 0.035 W/kg; SAR(10 g) = 0.031 W/kg
Maximum value of SAR (measured) = 0.0558 W/kg

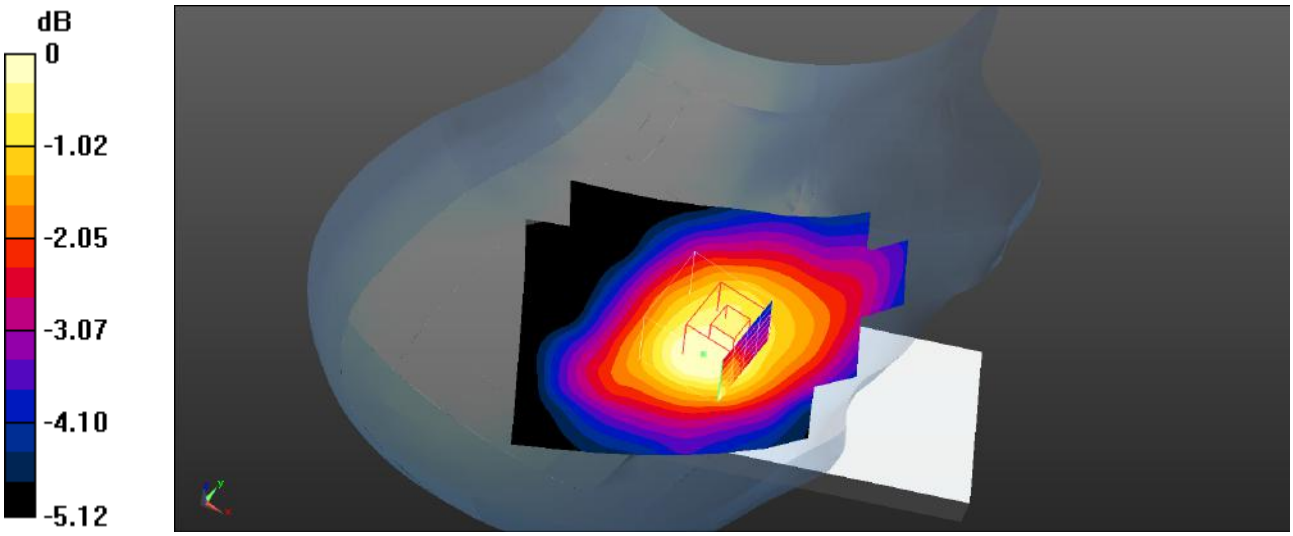

0 dB = 0.0558 W/kg = -12.53 dBW/kg

Plot 93#: LTE Band 12_1RB_Body Front_Mid

DUT: Smart phone; Type: Power 7; Serial: SZNS220411-13280E-SA-S1

Communication System: UID 0, Generic FDD-LTE (0); Frequency: 707.5 MHz;Duty Cycle: 1:1
Medium parameters used (interpolated): f = 707.5 MHz; σ = 0.868 S/m; ε_r = 42.646; ρ = 1000 kg/m^3
Phantom section: Flat Section

DASY5 Configuration:

- Probe: EX3DV4- SN3619; ConvF(8.63, 8.63, 8.63); Calibrated: 2021/08/25
- Sensor-Surface: 4mm (Mechanical Surface Detection)
- Electronics: DAE4 Sn1211; Calibrated: 2022/03/01
- Phantom: Twin SAM; Type: QD000P40CD; Serial: TP:1744
- Measurement SW: DASY52, Version 52.10 (4); SEMCAD X Version 14.6.14 (7501)

Body Front/LTE Band 12 1RB Mid/Area Scan (71x121x1): Interpolated grid: dx=1.500 mm, dy=1.500 mm
Maximum value of SAR (interpolated) = 0.0646 W/kg

Body Front/LTE Band 12 1RB Mid/Zoom Scan (5x5x7)/Cube 0: Measurement grid: dx=8mm, dy=8mm, dz=5mm
Reference Value = 7.394 V/m; Power Drift = -0.06 dB
Peak SAR (extrapolated) = 0.103 W/kg
SAR(1 g) = 0.048 W/kg; SAR(10 g) = 0.030 W/kg
Maximum value of SAR (measured) = 0.0514 W/kg

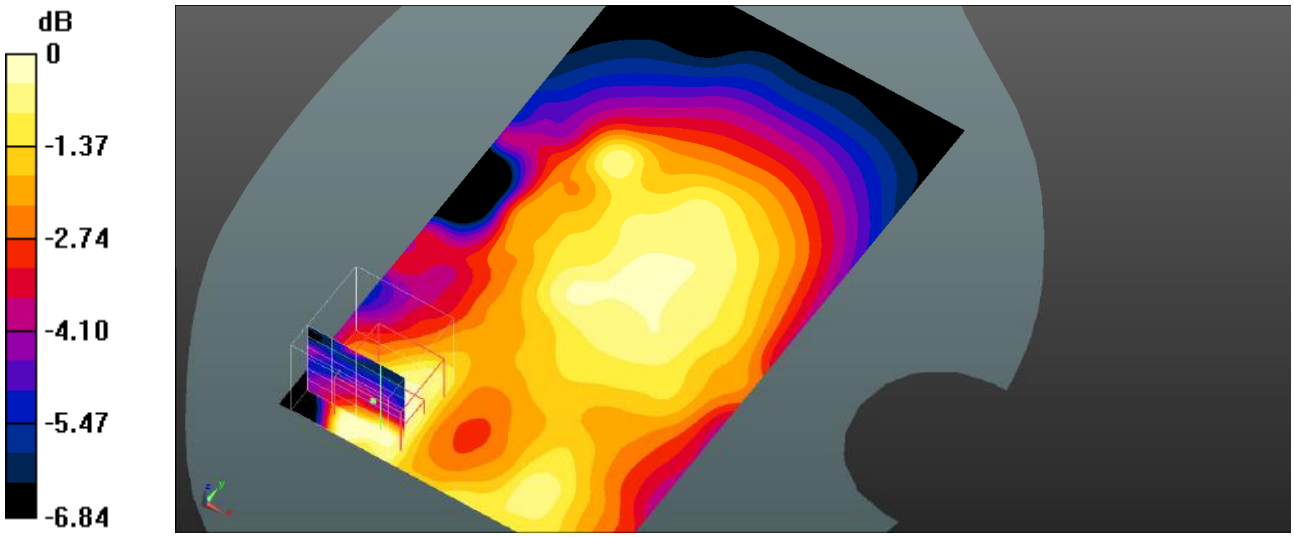

0 dB = 0.0514 W/kg = -12.89 dBW/kg

Plot 94#: LTE Band 12_50%RB_Body Front_Mid

DUT: Smart phone; Type: Power 7; Serial: SZNS220411-13280E-SA-S1

Communication System: UID 0, Generic FDD-LTE (0); Frequency: 707.5 MHz;Duty Cycle: 1:1
Medium parameters used (interpolated): f = 707.5 MHz; σ = 0.868 S/m; ε_r = 42.646; ρ = 1000 kg/m^3
Phantom section: Flat Section

DASY5 Configuration:

- Probe: EX3DV4- SN3619; ConvF(8.63, 8.63, 8.63); Calibrated: 2021/08/25
- Sensor-Surface: 4mm (Mechanical Surface Detection)
- Electronics: DAE4 Sn1211; Calibrated: 2022/03/01
- Phantom: Twin SAM; Type: QD000P40CD; Serial: TP:1744
- Measurement SW: DASY52, Version 52.10 (4); SEMCAD X Version 14.6.14 (7501)

Body Front/LTE Band 12 50%RB Mid/Area Scan (71x121x1): Interpolated grid: dx=1.500 mm, dy=1.500 mm
Maximum value of SAR (interpolated) = 0.0495 W/kg

Body Front/LTE Band 12 50%RB Mid/Zoom Scan (5x5x7)/Cube 0: Measurement grid: dx=8mm, dy=8mm, dz=5mm
Reference Value = 6.063 V/m; Power Drift = -0.10 dB
Peak SAR (extrapolated) = 0.107 W/kg
SAR(1 g) = 0.034 W/kg; SAR(10 g) = 0.021 W/kg
Maximum value of SAR (measured) = 0.0469 W/kg

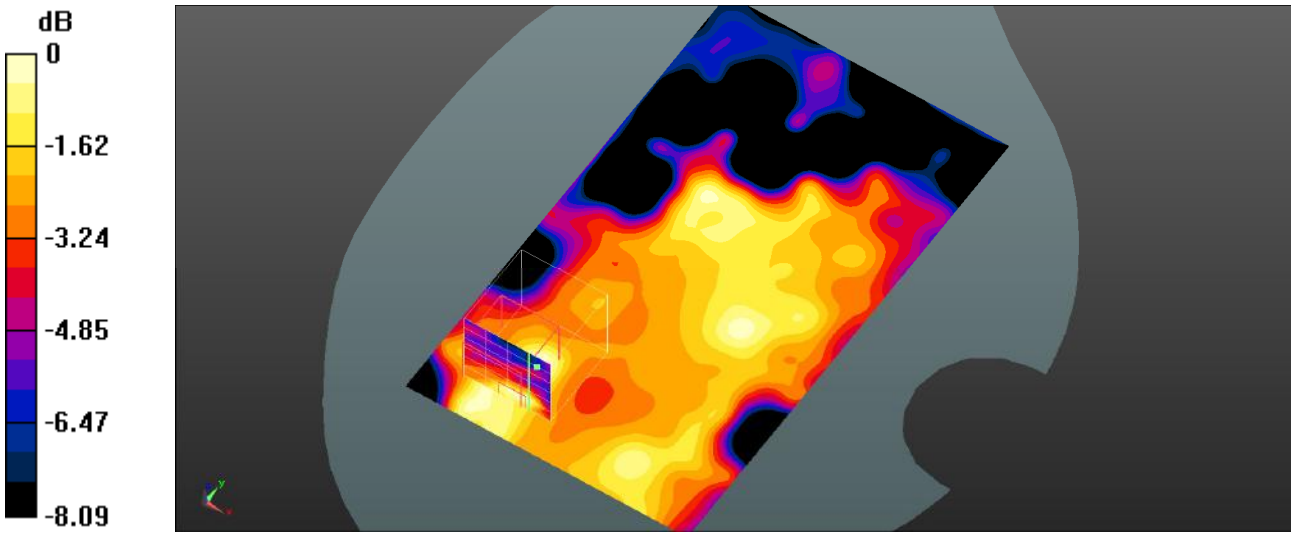

0 dB = 0.0469 W/kg = -13.29 dBW/kg

Plot 95#: LTE Band 12_1RB_Body Back_Mid

DUT: Smart phone; Type: Power 7; Serial: SZNS220411-13280E-SA-S1

Communication System: UID 0, Generic FDD-LTE (0); Frequency: 707.5 MHz;Duty Cycle: 1:1
Medium parameters used (interpolated): f = 707.5 MHz; σ = 0.868 S/m; ε_r = 42.646; ρ = 1000 kg/m^3
Phantom section: Flat Section

DASY5 Configuration:

- Probe: EX3DV4- SN3619; ConvF(8.63, 8.63, 8.63); Calibrated: 2021/08/25
- Sensor-Surface: 4mm (Mechanical Surface Detection)
- Electronics: DAE4 Sn1211; Calibrated: 2022/03/01
- Phantom: Twin SAM; Type: QD000P40CD; Serial: TP:1744
- Measurement SW: DASY52, Version 52.10 (4); SEMCAD X Version 14.6.14 (7501)

Body Back/LTE Band 12 1RB Mid/Area Scan (71x121x1): Interpolated grid: dx=1.500 mm, dy=1.500 mm
Maximum value of SAR (interpolated) = 0.390 W/kg

Body Back/LTE Band 12 1RB Mid/Zoom Scan (5x5x7)/Cube 0: Measurement grid: dx=8mm, dy=8mm, dz=5mm
Reference Value = 21.52 V/m; Power Drift = -0.09 dB
Peak SAR (extrapolated) = 0.433 W/kg
SAR(1 g) = 0.374 W/kg; SAR(10 g) = 0.298 W/kg
Maximum value of SAR (measured) = 0.378 W/kg

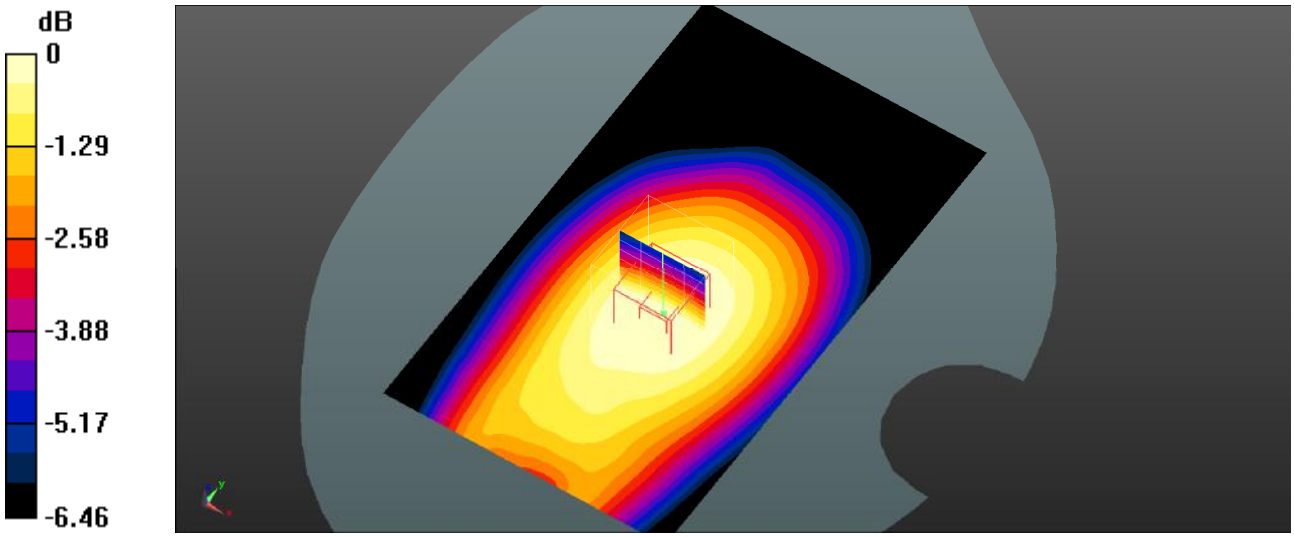

0 dB = 0.378 W/kg = -4.23 dBW/kg

Plot 96#: LTE Band 12_50%RB_Body Back_Mid

DUT: Smart phone; Type: Power 7; Serial: SZNS220411-13280E-SA-S1

Communication System: UID 0, Generic FDD-LTE (0); Frequency: 707.5 MHz;Duty Cycle: 1:1
Medium parameters used (interpolated): f = 707.5 MHz; σ = 0.868 S/m; ε_r = 42.646; ρ = 1000 kg/m^3
Phantom section: Flat Section

DASY5 Configuration:

- Probe: EX3DV4- SN3619; ConvF(8.63, 8.63, 8.63); Calibrated: 2021/08/25
- Sensor-Surface: 4mm (Mechanical Surface Detection)
- Electronics: DAE4 Sn1211; Calibrated: 2022/03/01
- Phantom: Twin SAM; Type: QD000P40CD; Serial: TP:1744
- Measurement SW: DASY52, Version 52.10 (4); SEMCAD X Version 14.6.14 (7501)

Body Back/LTE Band 12 50%RB Mid/Area Scan (71x121x1): Interpolated grid: dx=1.500 mm, dy=1.500 mm
Maximum value of SAR (interpolated) = 0.352 W/kg

Body Back/LTE Band 12 50%RB Mid/Zoom Scan (5x5x7)/Cube 0: Measurement grid: dx=8mm, dy=8mm, dz=5mm
Reference Value = 19.61 V/m; Power Drift = -0.11 dB
Peak SAR (extrapolated) = 0.402 W/kg
SAR(1 g) = 0.343 W/kg; SAR(10 g) = 0.273 W/kg
Maximum value of SAR (measured) = 0.346 W/kg

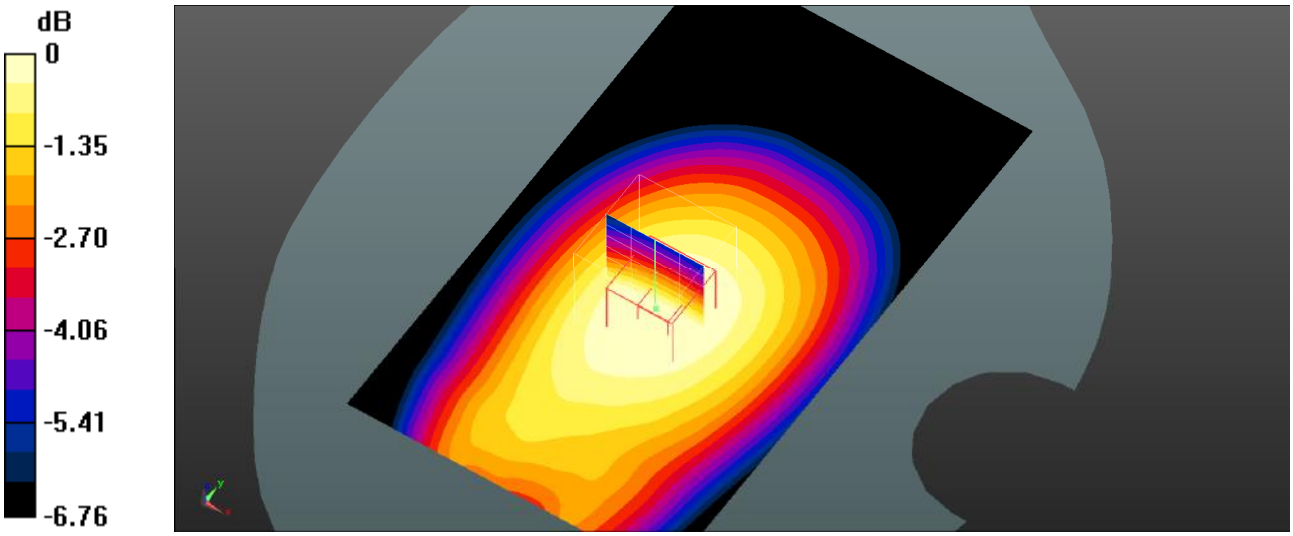

0 dB = 0.346 W/kg = -4.61 dBW/kg

Plot 97#: LTE Band 12_1RB_Body Left_Mid

DUT: Smart phone; Type: Power 7; Serial: SZNS220411-13280E-SA-S1

Communication System: UID 0, Generic FDD-LTE (0); Frequency: 707.5 MHz;Duty Cycle: 1:1
Medium parameters used (interpolated): f = 707.5 MHz; σ = 0.868 S/m; ε_r = 42.646; ρ = 1000 kg/m^3
Phantom section: Flat Section

DASY5 Configuration:

- Probe: EX3DV4- SN3619; ConvF(8.63, 8.63, 8.63); Calibrated: 2021/08/25
- Sensor-Surface: 4mm (Mechanical Surface Detection)
- Electronics: DAE4 Sn1211; Calibrated: 2022/03/01
- Phantom: Twin SAM; Type: QD000P40CD; Serial: TP:1744
- Measurement SW: DASY52, Version 52.10 (4); SEMCAD X Version 14.6.14 (7501)

Body Left/LTE Band 12 1RB Mid/Area Scan (61x121x1): Interpolated grid: dx=1.500 mm, dy=1.500 mm
Maximum value of SAR (interpolated) = 0.0894 W/kg

Body Left/LTE Band 12 1RB Mid/Zoom Scan (5x5x7)/Cube 0: Measurement grid: dx=8mm, dy=8mm, dz=5mm
Reference Value = 10.14 V/m; Power Drift = -0.05 dB
Peak SAR (extrapolated) = 0.112 W/kg
SAR(1 g) = 0.086 W/kg; SAR(10 g) = 0.063 W/kg
Maximum value of SAR (measured) = 0.0874 W/kg

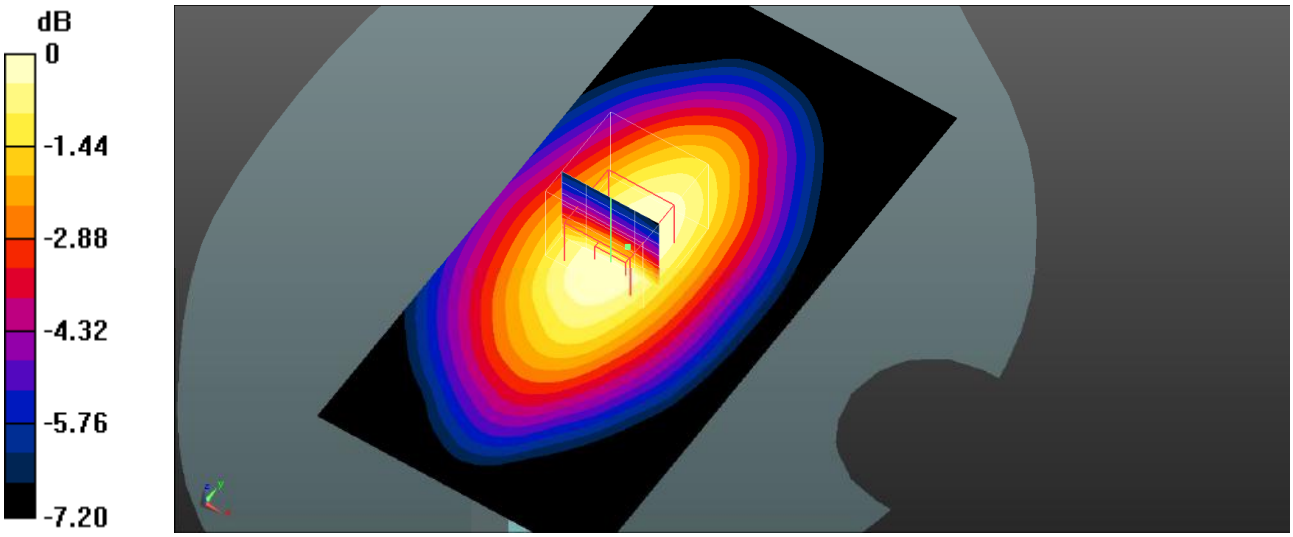

0 dB = 0.0874 W/kg = -10.58 dBW/kg

Plot 98#: LTE Band 12_50%RB_Body Left_Mid

DUT: Smart phone; Type: Power 7; Serial: SZNS220411-13280E-SA-S1

Communication System: UID 0, Generic FDD-LTE (0); Frequency: 707.5 MHz;Duty Cycle: 1:1
Medium parameters used (interpolated): f = 707.5 MHz; σ = 0.868 S/m; ε_r = 42.646; ρ = 1000 kg/m^3
Phantom section: Flat Section

DASY5 Configuration:

- Probe: EX3DV4- SN3619; ConvF(8.63, 8.63, 8.63); Calibrated: 2021/08/25
- Sensor-Surface: 4mm (Mechanical Surface Detection)
- Electronics: DAE4 Sn1211; Calibrated: 2022/03/01
- Phantom: Twin SAM; Type: QD000P40CD; Serial: TP:1744
- Measurement SW: DASY52, Version 52.10 (4); SEMCAD X Version 14.6.14 (7501)

Body Left/LTE Band 12 50%RB Mid/Area Scan (61x121x1): Interpolated grid: dx=1.500 mm, dy=1.500 mm
Maximum value of SAR (interpolated) = 0.0728 W/kg

Body Left/LTE Band 12 50%RB Mid/Zoom Scan (5x5x7)/Cube 0: Measurement grid: dx=8mm, dy=8mm, dz=5mm
Reference Value = 9.041 V/m; Power Drift = 0.01 dB
Peak SAR (extrapolated) = 0.0860 W/kg
SAR(1 g) = 0.068 W/kg; SAR(10 g) = 0.050 W/kg
Maximum value of SAR (measured) = 0.0702 W/kg

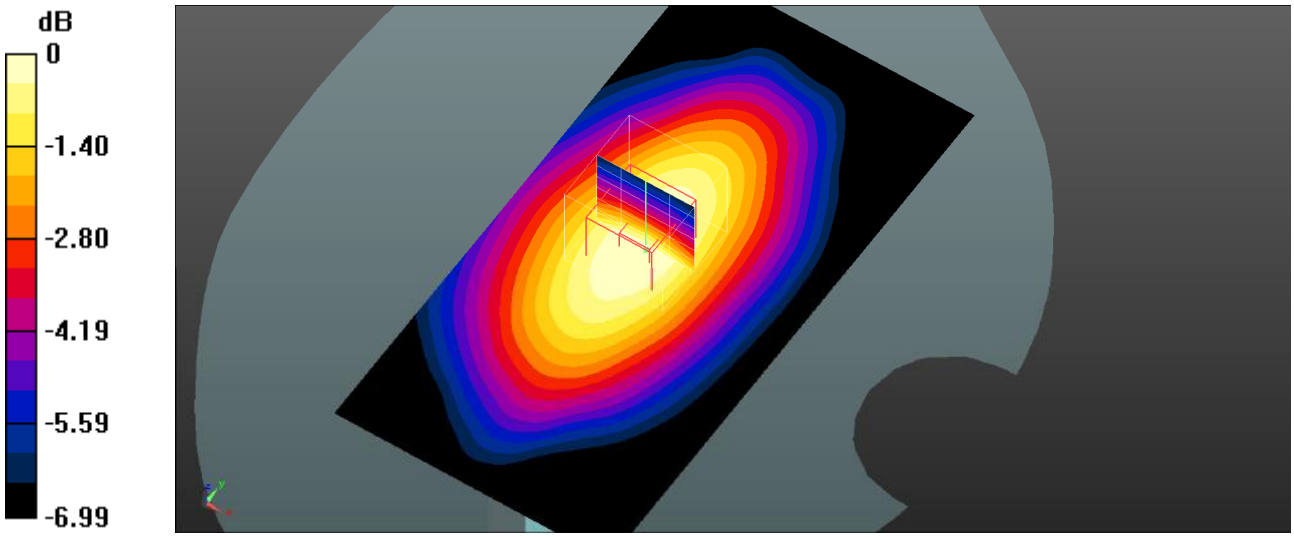

0 dB = 0.0702 W/kg = -11.54 dBW/kg

Plot 99#: LTE Band 12_1RB_Body Right_Mid

DUT: Smart phone; Type: Power 7; Serial: SZNS220411-13280E-SA-S1

Communication System: UID 0, Generic FDD-LTE (0); Frequency: 707.5 MHz;Duty Cycle: 1:1
Medium parameters used (interpolated): f = 707.5 MHz; σ = 0.868 S/m; ε_r = 42.646; ρ = 1000 kg/m^3
Phantom section: Flat Section

DASY5 Configuration:

- Probe: EX3DV4- SN3619; ConvF(8.63, 8.63, 8.63); Calibrated: 2021/08/25
- Sensor-Surface: 4mm (Mechanical Surface Detection)
- Electronics: DAE4 Sn1211; Calibrated: 2022/03/01
- Phantom: Twin SAM; Type: QD000P40CD; Serial: TP:1744
- Measurement SW: DASY52, Version 52.10 (4); SEMCAD X Version 14.6.14 (7501)

Body Right/LTE Band 12 1RB Mid/Area Scan (61x121x1): Interpolated grid: dx=1.500 mm, dy=1.500 mm
Maximum value of SAR (interpolated) = 0.187 W/kg

Body Right/LTE Band 12 1RB Mid/Zoom Scan (5x5x7)/Cube 0: Measurement grid: dx=8mm, dy=8mm, dz=5mm
Reference Value = 14.64 V/m; Power Drift = -0.08 dB
Peak SAR (extrapolated) = 0.208 W/kg
SAR(1 g) = 0.185 W/kg; SAR(10 g) = 0.155 W/kg
Maximum value of SAR (measured) = 0.186 W/kg

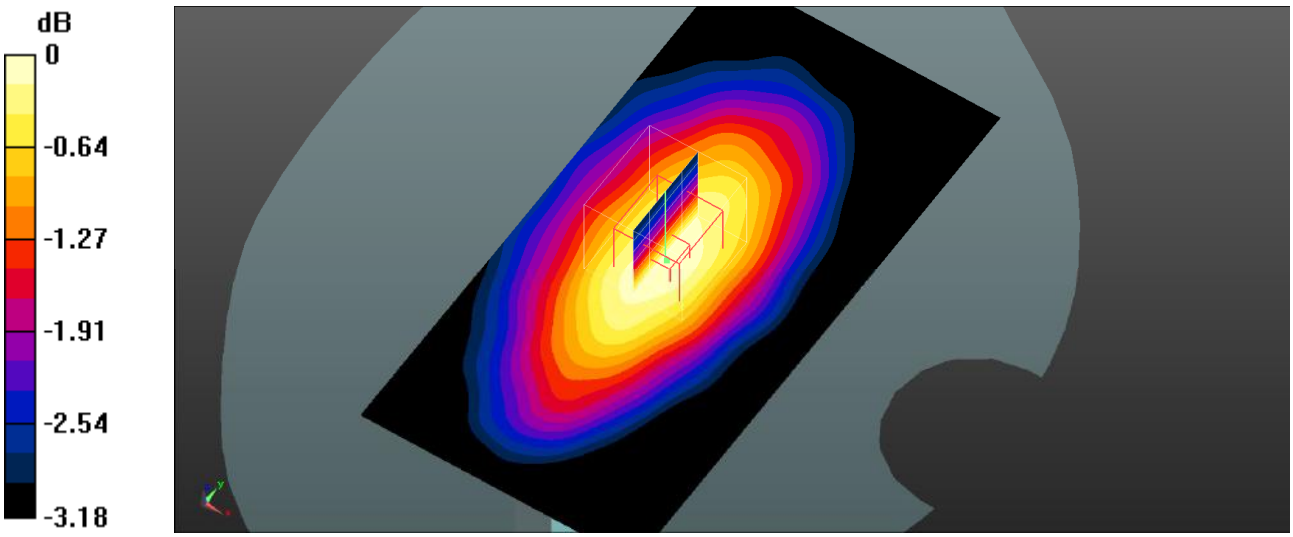

0 dB = 0.186 W/kg = -7.30 dBW/kg

Plot 100#: LTE Band 12_50%RB_Body Right_Mid

DUT: Smart phone; Type: Power 7; Serial: SZNS220411-13280E-SA-S1

Communication System: UID 0, Generic FDD-LTE (0); Frequency: 707.5 MHz;Duty Cycle: 1:1
Medium parameters used (interpolated): f = 707.5 MHz; σ = 0.868 S/m; ε_r = 42.646; ρ = 1000 kg/m^3
Phantom section: Flat Section

DASY5 Configuration:

- Probe: EX3DV4- SN3619; ConvF(8.63, 8.63, 8.63); Calibrated: 2021/08/25
- Sensor-Surface: 4mm (Mechanical Surface Detection)
- Electronics: DAE4 Sn1211; Calibrated: 2022/03/01
- Phantom: Twin SAM; Type: QD000P40CD; Serial: TP:1744
- Measurement SW: DASY52, Version 52.10 (4); SEMCAD X Version 14.6.14 (7501)

Body Right/LTE Band 12 50%RB Mid/Area Scan (61x121x1): Interpolated grid: dx=1.500 mm, dy=1.500 mm
Maximum value of SAR (interpolated) = 0.163 W/kg

Body Right/LTE Band 12 50%RB Mid/Zoom Scan (5x5x7)/Cube 0: Measurement grid: dx=8mm, dy=8mm, dz=5mm
Reference Value = 13.72 V/m; Power Drift = -0.13 dB
Peak SAR (extrapolated) = 0.180 W/kg
SAR(1 g) = 0.160 W/kg; SAR(10 g) = 0.136 W/kg
Maximum value of SAR (measured) = 0.162 W/kg

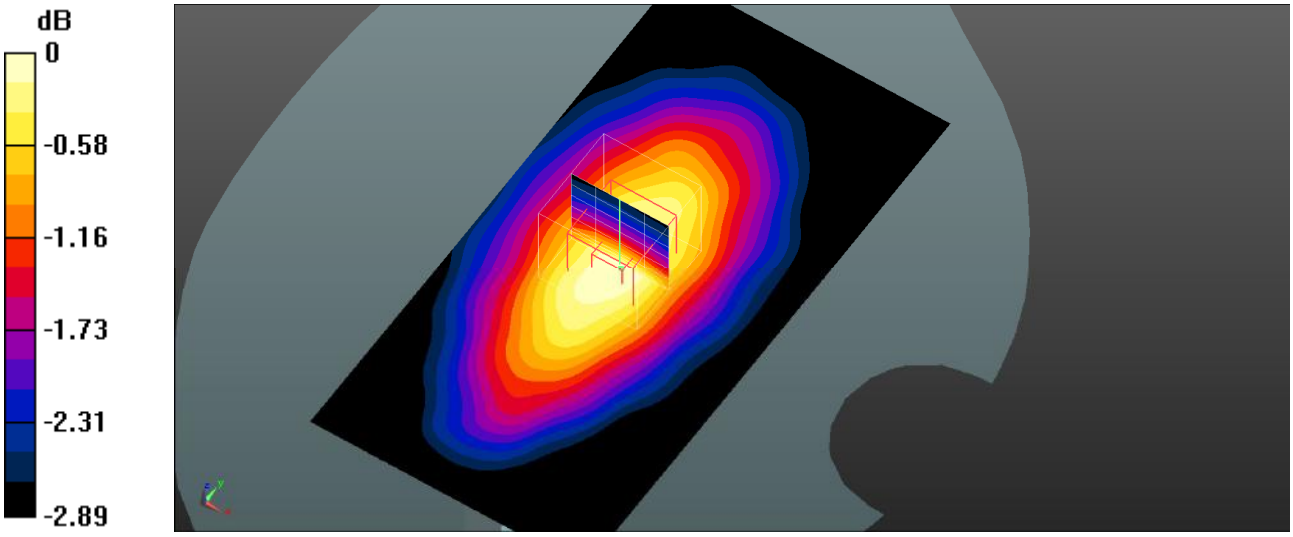

0 dB = 0.162 W/kg = -7.90 dBW/kg

Plot 101#: LTE Band 12_1RB_Body Bottom_Mid

DUT: Smart phone; Type: Power 7; Serial: SZNS220411-13280E-SA-S1

Communication System: UID 0, Generic FDD-LTE (0); Frequency: 707.5 MHz;Duty Cycle: 1:1
Medium parameters used (interpolated): f = 707.5 MHz; σ = 0.868 S/m; ε_r = 42.646; ρ = 1000 kg/m^3
Phantom section: Flat Section

DASY5 Configuration:

- Probe: EX3DV4- SN3619; ConvF(8.63, 8.63, 8.63); Calibrated: 2021/08/25
- Sensor-Surface: 4mm (Mechanical Surface Detection)
- Electronics: DAE4 Sn1211; Calibrated: 2022/03/01
- Phantom: Twin SAM; Type: QD000P40CD; Serial: TP:1744
- Measurement SW: DASY52, Version 52.10 (4); SEMCAD X Version 14.6.14 (7501)

Body Bottom/LTE Band 12 1RB Mid/Area Scan (71x91x1): Interpolated grid: dx=1.500 mm, dy=1.500 mm
Maximum value of SAR (interpolated) = 0.127 W/kg

Body Bottom/LTE Band 12 1RB Mid/Zoom Scan (5x5x7)/Cube 0: Measurement grid: dx=8mm, dy=8mm, dz=5mm
Reference Value = 11.61 V/m; Power Drift = 0.05 dB
Peak SAR (extrapolated) = 0.166 W/kg
SAR(1 g) = 0.117 W/kg; SAR(10 g) = 0.092 W/kg
Maximum value of SAR (measured) = 0.121 W/kg

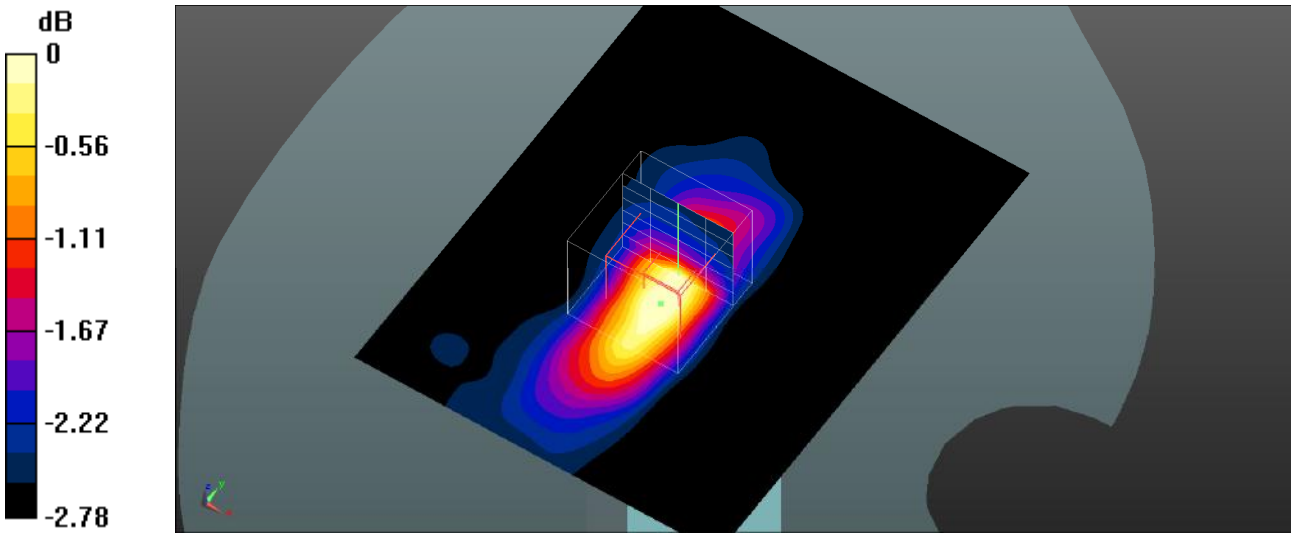

0 dB = 0.121 W/kg = -9.17 dBW/kg

Plot 102#: LTE Band 12_50%RB_Body Bottom_Mid

DUT: Smart phone; Type: Power 7; Serial: SZNS220411-13280E-SA-S1

Communication System: UID 0, Generic FDD-LTE (0); Frequency: 707.5 MHz;Duty Cycle: 1:1
Medium parameters used (interpolated): f = 707.5 MHz; σ = 0.868 S/m; ε_r = 42.646; ρ = 1000 kg/m^3
Phantom section: Flat Section

DASY5 Configuration:

- Probe: EX3DV4- SN3619; ConvF(8.63, 8.63, 8.63); Calibrated: 2021/08/25
- Sensor-Surface: 4mm (Mechanical Surface Detection)
- Electronics: DAE4 Sn1211; Calibrated: 2022/03/01
- Phantom: Twin SAM; Type: QD000P40CD; Serial: TP:1744
- Measurement SW: DASY52, Version 52.10 (4); SEMCAD X Version 14.6.14 (7501)

Body Bottom/LTE Band 12 50%RB Mid/Area Scan (71x91x1): Interpolated grid: dx=1.500 mm, dy=1.500 mm
Maximum value of SAR (interpolated) = 0.113 W/kg

Body Bottom/LTE Band 12 50%RB Mid/Zoom Scan (5x5x7)/Cube 0: Measurement grid: dx=8mm, dy=8mm, dz=5mm
Reference Value = 11.33 V/m; Power Drift = -0.05 dB
Peak SAR (extrapolated) = 0.157 W/kg
SAR(1 g) = 0.111 W/kg; SAR(10 g) = 0.089 W/kg
Maximum value of SAR (measured) = 0.113 W/kg

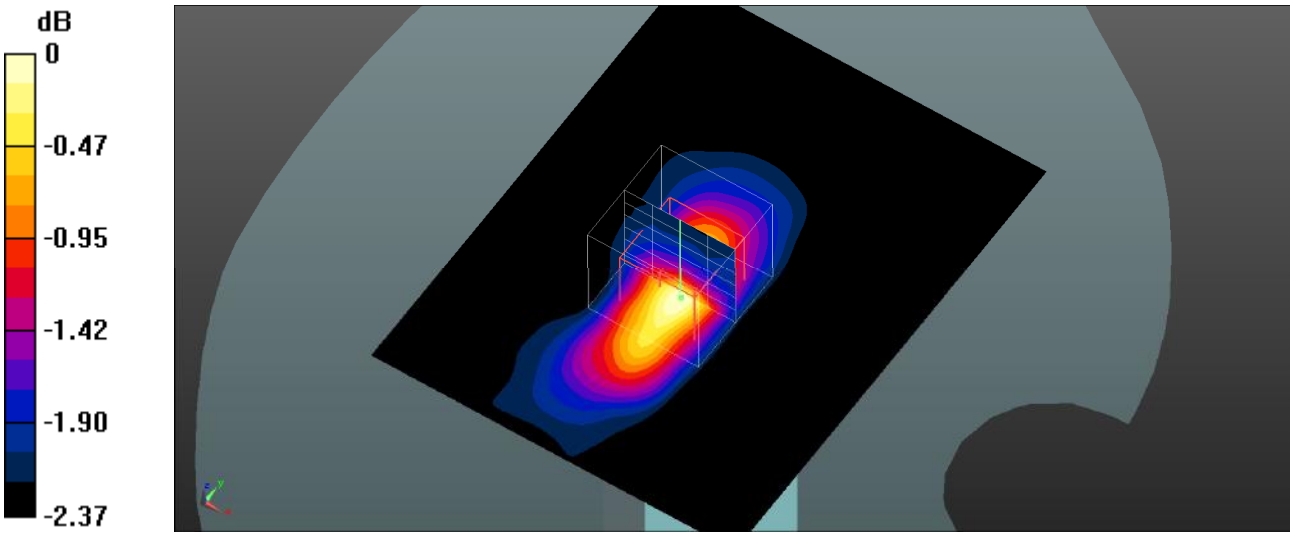

0 dB = 0.113 W/kg = -9.47 dBW/kg

Plot 103#: LTE Band 13_1RB_Head Left Cheek_Mid

DUT: Smart phone; Type: Power 7; Serial: SZNS220411-13280E-SA-S1

Communication System: UID 0, Generic FDD-LTE (0); Frequency: 782 MHz;Duty Cycle: 1:1
Medium parameters used (interpolated): f = 782 MHz; σ = 0.882 S/m; ε_r = 42.338; ρ = 1000 kg/m^3
Phantom section: Left Section

DASY5 Configuration:

- Probe: EX3DV4- SN3619; ConvF(8.63, 8.63, 8.63); Calibrated: 2021/08/25
- Sensor-Surface: 4mm (Mechanical Surface Detection)
- Electronics: DAE4 Sn1211; Calibrated: 2022/03/01
- Phantom: Twin SAM; Type: QD000P40CD; Serial: TP:1744
- Measurement SW: DASY52, Version 52.10 (4); SEMCAD X Version 14.6.14 (7501)

Head Left Cheek/LTE Band 13 1RB Mid/Area Scan (71x91x1): Interpolated grid: dx=1.500 mm, dy=1.500 mm
Maximum value of SAR (interpolated) = 0.260 W/kg

Head Left Cheek/LTE Band 13 1RB Mid/Zoom Scan (5x5x7)/Cube 0: Measurement grid: dx=8mm, dy=8mm, dz=5mm
Reference Value = 7.242 V/m; Power Drift = -0.17 dB
Peak SAR (extrapolated) = 0.294 W/kg
SAR(1 g) = 0.234 W/kg; SAR(10 g) = 0.178 W/kg
Maximum value of SAR (measured) = 0.242 W/kg

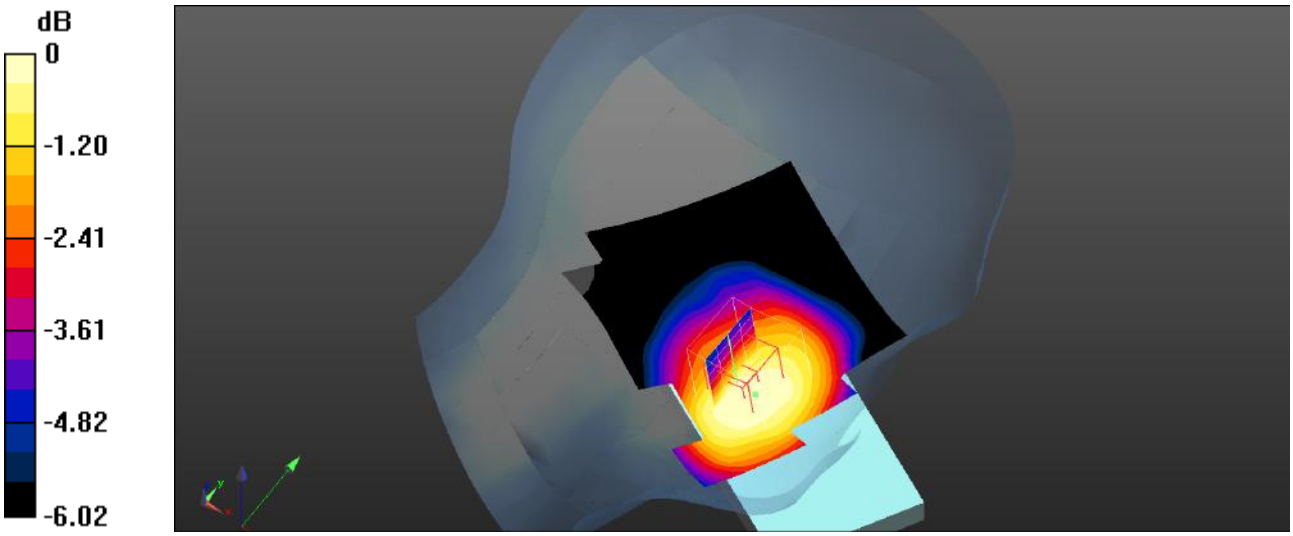

0 dB = 0.242 W/kg = -6.16 dBW/kg

Plot 104#: LTE Band 13_50%RB_Head Left Cheek_Mid

DUT: Smart phone; Type: Power 7; Serial: SZNS220411-13280E-SA-S1

Communication System: UID 0, Generic FDD-LTE (0); Frequency: 782 MHz;Duty Cycle: 1:1
Medium parameters used (interpolated): f = 782 MHz; σ = 0.882 S/m; ε_r = 42.338; ρ = 1000 kg/m^3
Phantom section: Left Section

DASY5 Configuration:

- Probe: EX3DV4- SN3619; ConvF(8.63, 8.63, 8.63); Calibrated: 2021/08/25
- Sensor-Surface: 4mm (Mechanical Surface Detection)
- Electronics: DAE4 Sn1211; Calibrated: 2022/03/01
- Phantom: Twin SAM; Type: QD000P40CD; Serial: TP:1744
- Measurement SW: DASY52, Version 52.10 (4); SEMCAD X Version 14.6.14 (7501)

Head Left Cheek/LTE Band 13 50%RB Mid/Area Scan (71x91x1): Interpolated grid: dx=1.500 mm, dy=1.500 mm
Maximum value of SAR (interpolated) = 0.195 W/kg

Head Left Cheek/LTE Band 13 50%RB Mid/Zoom Scan (5x5x7)/Cube 0: Measurement grid: dx=8mm, dy=8mm, dz=5mm
Reference Value = 6.375 V/m; Power Drift = -0.16 dB
Peak SAR (extrapolated) = 0.225 W/kg
SAR(1 g) = 0.180 W/kg; SAR(10 g) = 0.138 W/kg
Maximum value of SAR (measured) = 0.187 W/kg

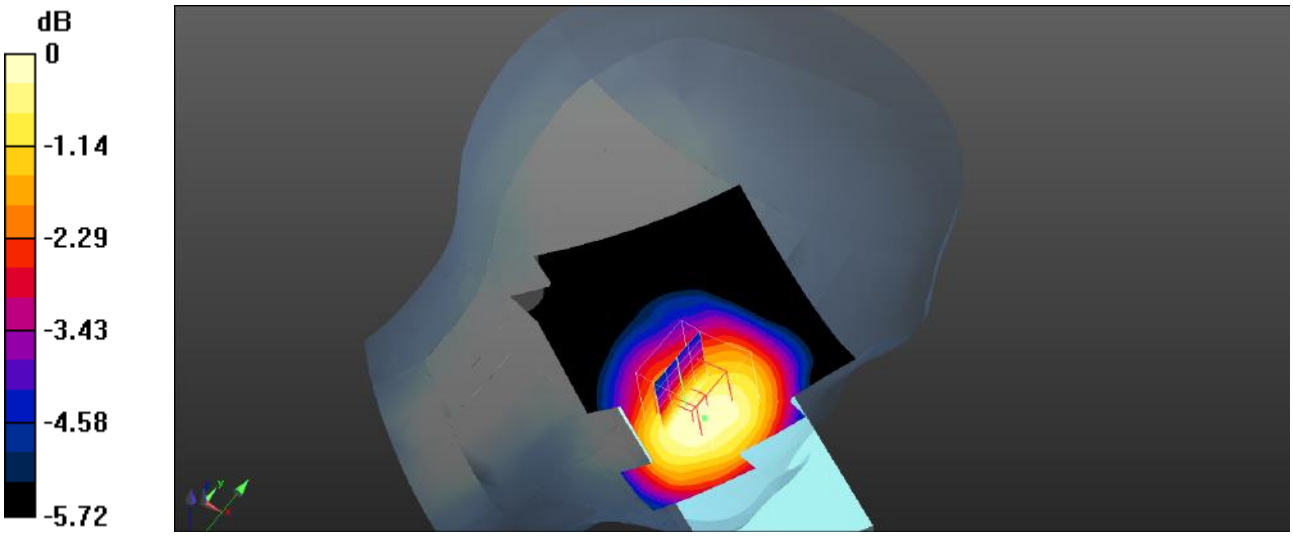

0 dB = 0.187 W/kg = -7.28 dBW/kg

Plot 105#: LTE Band 13_1RB_Head Left Tilt_Mid

DUT: Smart phone; Type: Power 7; Serial: SZNS220411-13280E-SA-S1

Communication System: UID 0, Generic FDD-LTE (0); Frequency: 782 MHz;Duty Cycle: 1:1
Medium parameters used (interpolated): f = 782 MHz; σ = 0.882 S/m; ε_r = 42.338; ρ = 1000 kg/m^3
Phantom section: Left Section

DASY5 Configuration:

- Probe: EX3DV4- SN3619; ConvF(8.63, 8.63, 8.63); Calibrated: 2021/08/25
- Sensor-Surface: 4mm (Mechanical Surface Detection)
- Electronics: DAE4 Sn1211; Calibrated: 2022/03/01
- Phantom: Twin SAM; Type: QD000P40CD; Serial: TP:1744
- Measurement SW: DASY52, Version 52.10 (4); SEMCAD X Version 14.6.14 (7501)

Head Left Tilt/LTE Band 13 1RB Mid/Area Scan (71x91x1): Interpolated grid: dx=1.500 mm, dy=1.500 mm
Maximum value of SAR (interpolated) = 0.164 W/kg

Head Left Tilt/LTE Band 13 1RB Mid/Zoom Scan (5x5x7)/Cube 0: Measurement grid: dx=8mm, dy=8mm, dz=5mm
Reference Value = 9.324 V/m; Power Drift = -0.15 dB
Peak SAR (extrapolated) = 0.171 W/kg
SAR(1 g) = 0.145 W/kg; SAR(10 g) = 0.109 W/kg
Maximum value of SAR (measured) = 0.164 W/kg

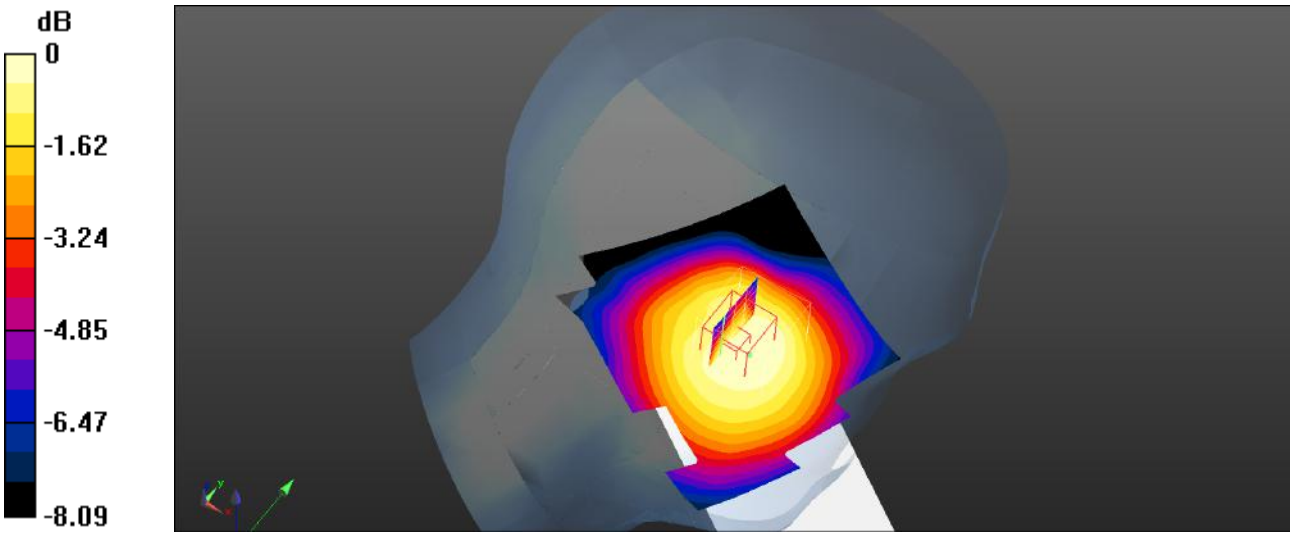

0 dB = 0.164 W/kg = -7.85 dBW/kg

Plot 106#: LTE Band 13_50%RB_Head Left Tilt_Mid

DUT: Smart phone; Type: Power 7; Serial: SZNS220411-13280E-SA-S1

Communication System: UID 0, Generic FDD-LTE (0); Frequency: 782 MHz;Duty Cycle: 1:1
Medium parameters used (interpolated): f = 782 MHz; σ = 0.882 S/m; ε_r = 42.338; ρ = 1000 kg/m^3
Phantom section: Left Section

DASY5 Configuration:

- Probe: EX3DV4- SN3619; ConvF(8.63, 8.63, 8.63); Calibrated: 2021/08/25
- Sensor-Surface: 4mm (Mechanical Surface Detection)
- Electronics: DAE4 Sn1211; Calibrated: 2022/03/01
- Phantom: Twin SAM; Type: QD000P40CD; Serial: TP:1744
- Measurement SW: DASY52, Version 52.10 (4); SEMCAD X Version 14.6.14 (7501)

Head Left Tilt/LTE Band 13 50%RB Mid/Area Scan (71x91x1): Interpolated grid: dx=1.500 mm, dy=1.500 mm
Maximum value of SAR (interpolated) = 0.126 W/kg

Head Left Tilt/LTE Band 13 50%RB Mid/Zoom Scan (5x5x7)/Cube 0: Measurement grid: dx=8mm, dy=8mm, dz=5mm
Reference Value = 8.155 V/m; Power Drift = -0.02 dB
Peak SAR (extrapolated) = 0.125 W/kg
SAR(1 g) = 0.094 W/kg; SAR(10 g) = 0.068 W/kg
Maximum value of SAR (measured) = 0.124 W/kg

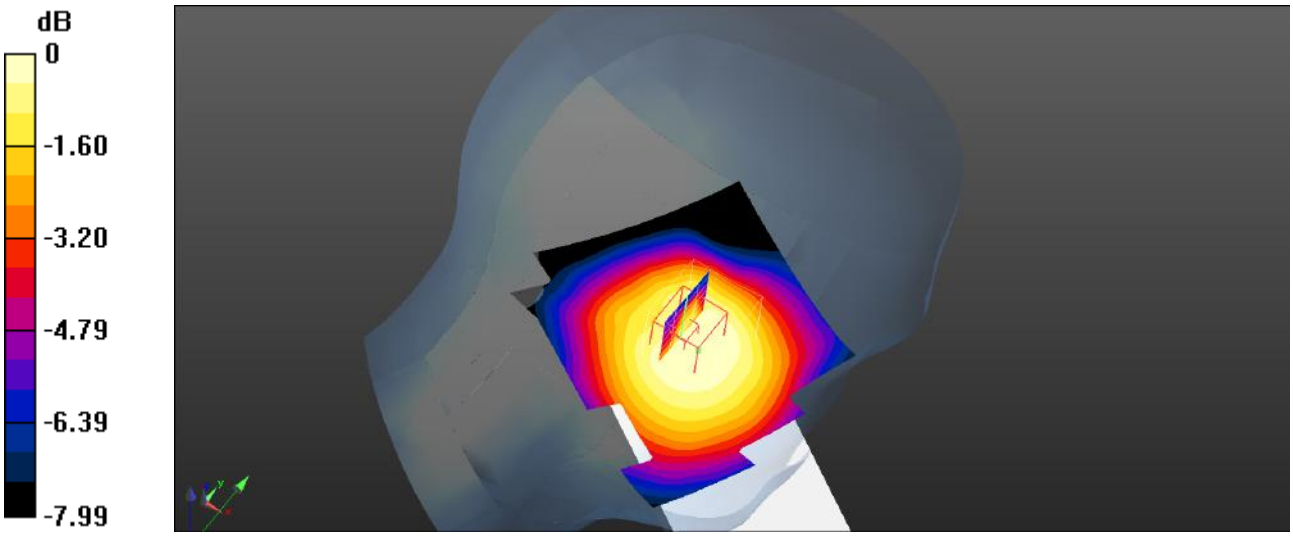

0 dB = 0.124 W/kg = -9.07 dBW/kg

Plot 107#: LTE Band 13_1RB_Head Right Cheek_Mid

DUT: Smart phone; Type: Power 7; Serial: SZNS220411-13280E-SA-S1

Communication System: UID 0, Generic FDD-LTE (0); Frequency: 782 MHz;Duty Cycle: 1:1
Medium parameters used (interpolated): f = 782 MHz; σ = 0.882 S/m; ε_r = 42.338; ρ = 1000 kg/m^3
Phantom section: Right Section

DASY5 Configuration:

- Probe: EX3DV4- SN3619; ConvF(8.63, 8.63, 8.63); Calibrated: 2021/08/25
- Sensor-Surface: 4mm (Mechanical Surface Detection)
- Electronics: DAE4 Sn1211; Calibrated: 2022/03/01
- Phantom: Twin SAM; Type: QD000P40CD; Serial: TP:1744
- Measurement SW: DASY52, Version 52.10 (4); SEMCAD X Version 14.6.14 (7501)

Head Right Cheek/LTE Band 13 1RB Mid/Area Scan (61x81x1): Interpolated grid: dx=1.500 mm, dy=1.500 mm
Maximum value of SAR (interpolated) = 0.260 W/kg

Head Right Cheek/LTE Band 13 1RB Mid/Zoom Scan (5x5x7)/Cube 0: Measurement grid: dx=8mm, dy=8mm, dz=5mm
Reference Value = 6.311 V/m; Power Drift = -0.07 dB
Peak SAR (extrapolated) = 0.282 W/kg
SAR(1 g) = 0.241 W/kg; SAR(10 g) = 0.188 W/kg
Maximum value of SAR (measured) = 0.247 W/kg

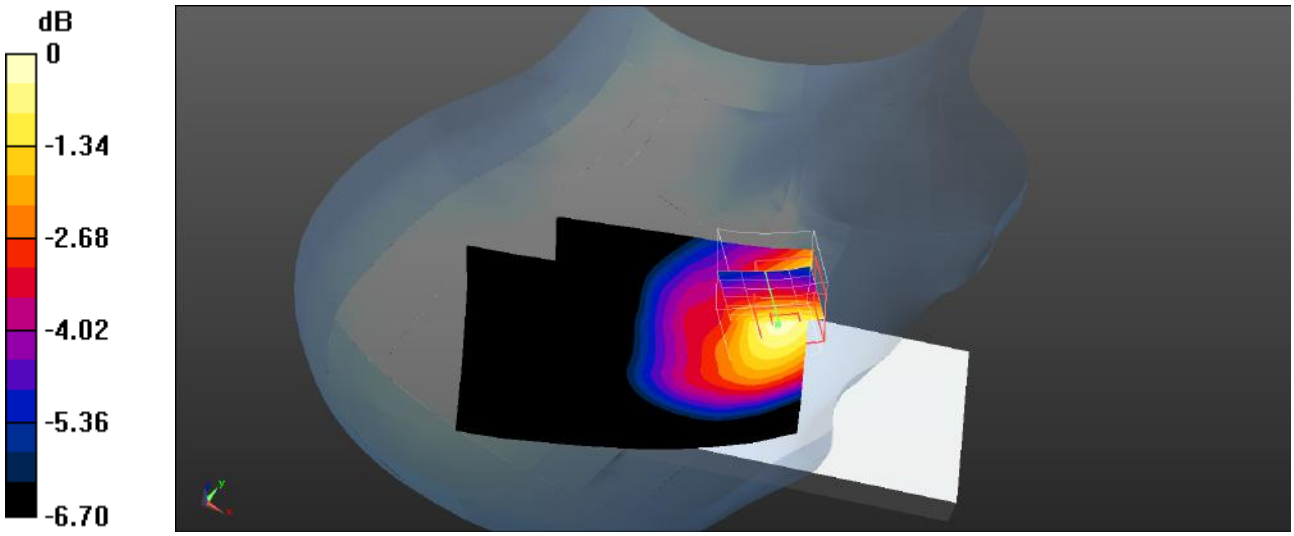

0 dB = 0.277 W/kg = -5.58 dBW/kg

Plot 108#: LTE Band 13_50%RB_Head Right Cheek_Mid

DUT: Smart phone; Type: Power 7; Serial: SZNS220411-13280E-SA-S1

Communication System: UID 0, Generic FDD-LTE (0); Frequency: 782 MHz;Duty Cycle: 1:1
Medium parameters used (interpolated): f = 782 MHz; σ = 0.882 S/m; ε_r = 42.338; ρ = 1000 kg/m^3
Phantom section: Right Section

DASY5 Configuration:

- Probe: EX3DV4- SN3619; ConvF(8.63, 8.63, 8.63); Calibrated: 2021/08/25
- Sensor-Surface: 4mm (Mechanical Surface Detection)
- Electronics: DAE4 Sn1211; Calibrated: 2022/03/01
- Phantom: Twin SAM; Type: QD000P40CD; Serial: TP:1744
- Measurement SW: DASY52, Version 52.10 (4); SEMCAD X Version 14.6.14 (7501)

Head Right Cheek/LTE Band 13 50%RB Mid/Area Scan (61x81x1): Interpolated grid: dx=1.500 mm, dy=1.500 mm
Maximum value of SAR (interpolated) = 0.196 W/kg

Head Right Cheek/LTE Band 13 50%RB Mid/Zoom Scan (5x5x7)/Cube 0: Measurement grid: dx=8mm, dy=8mm, dz=5mm
Reference Value = 5.489 V/m; Power Drift = 0.04 dB
Peak SAR (extrapolated) = 0.259 W/kg
SAR(1 g) = 0.218 W/kg; SAR(10 g) = 0.168 W/kg
Maximum value of SAR (measured) = 0.229 W/kg

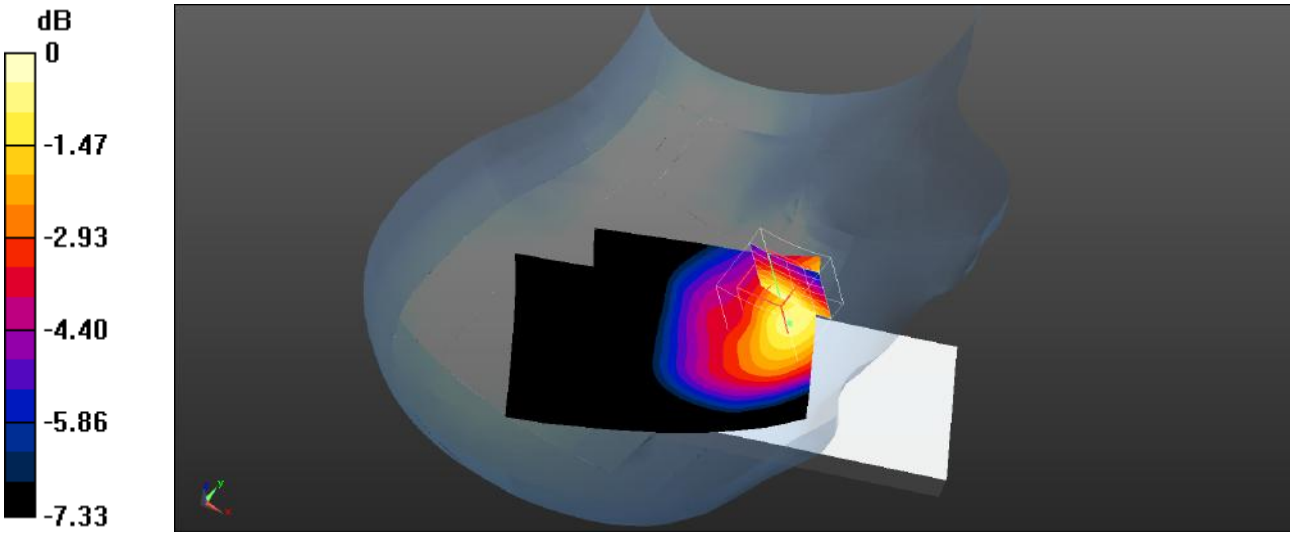

0 dB = 0.229 W/kg = -6.40 dBW/kg

Plot 109#: LTE Band 13_1RB_Head Right Tilt_Mid

DUT: Smart phone; Type: Power 7; Serial: SZNS220411-13280E-SA-S1

Communication System: UID 0, Generic FDD-LTE (0); Frequency: 782 MHz;Duty Cycle: 1:1
Medium parameters used (interpolated): f = 782 MHz; σ = 0.882 S/m; ε_r = 42.338; ρ = 1000 kg/m^3
Phantom section: Right Section

DASY5 Configuration:

- Probe: EX3DV4- SN3619; ConvF(8.63, 8.63, 8.63); Calibrated: 2021/08/25
- Sensor-Surface: 4mm (Mechanical Surface Detection)
- Electronics: DAE4 Sn1211; Calibrated: 2022/03/01
- Phantom: Twin SAM; Type: QD000P40CD; Serial: TP:1744
- Measurement SW: DASY52, Version 52.10 (4); SEMCAD X Version 14.6.14 (7501)

Head Right Tilt/LTE Band 13 1RB Mid/Area Scan (61x81x1): Interpolated grid: dx=1.500 mm, dy=1.500 mm
Maximum value of SAR (interpolated) = 0.179 W/kg

Head Right Tilt/LTE Band 13 1RB Mid/Zoom Scan (5x5x7)/Cube 0: Measurement grid: dx=8mm, dy=8mm, dz=5mm
Reference Value = 9.739 V/m; Power Drift = -0.06 dB
Peak SAR (extrapolated) = 0.198 W/kg
SAR(1 g) = 0.168 W/kg; SAR(10 g) = 0.135 W/kg
Maximum value of SAR (measured) = 0.174 W/kg

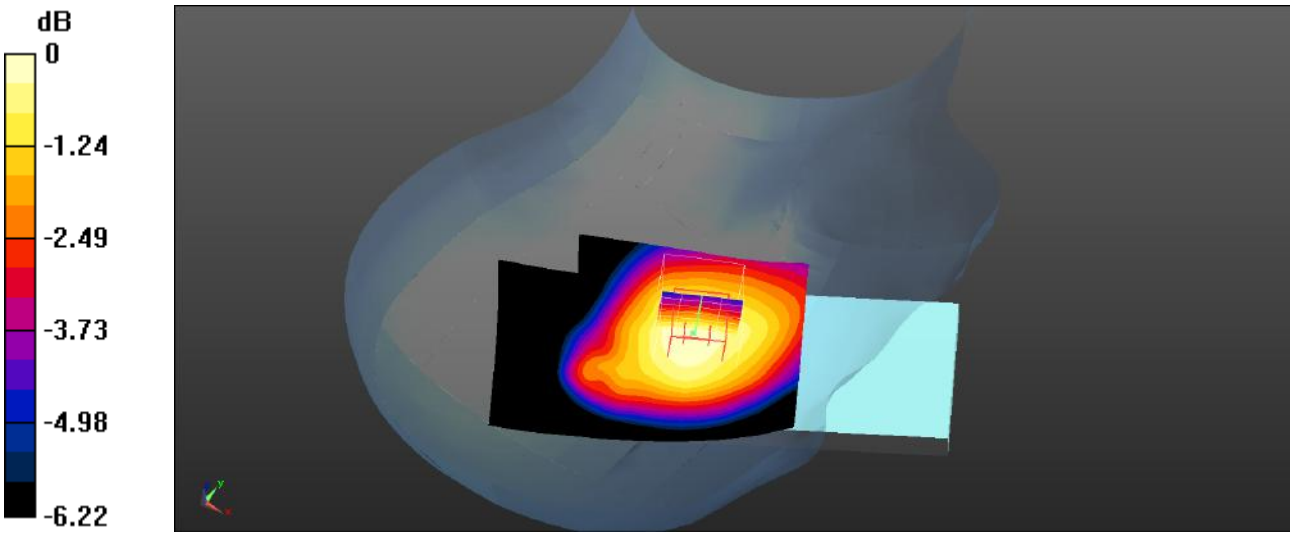

0 dB = 0.174 W/kg = -7.59 dBW/kg

Plot 110#: LTE Band 13_50%RB_Head Right Tilt_Mid

DUT: Smart phone; Type: Power 7; Serial: SZNS220411-13280E-SA-S1

Communication System: UID 0, Generic FDD-LTE (0); Frequency: 782 MHz;Duty Cycle: 1:1
Medium parameters used (interpolated): f = 782 MHz; σ = 0.882 S/m; ε_r = 42.338; ρ = 1000 kg/m^3
Phantom section: Right Section

DASY5 Configuration:

- Probe: EX3DV4- SN3619; ConvF(8.63, 8.63, 8.63); Calibrated: 2021/08/25
- Sensor-Surface: 4mm (Mechanical Surface Detection)
- Electronics: DAE4 Sn1211; Calibrated: 2022/03/01
- Phantom: Twin SAM; Type: QD000P40CD; Serial: TP:1744
- Measurement SW: DASY52, Version 52.10 (4); SEMCAD X Version 14.6.14 (7501)

Head Right Tilt/LTE Band 13 50%RB Mid/Area Scan (61x81x1): Interpolated grid: dx=1.500 mm, dy=1.500 mm
Maximum value of SAR (interpolated) = 0.133 W/kg

Head Right Tilt/LTE Band 13 50%RB Mid/Zoom Scan (5x5x7)/Cube 0: Measurement grid: dx=8mm, dy=8mm, dz=5mm
Reference Value = 8.769 V/m; Power Drift = -0.13 dB
Peak SAR (extrapolated) = 0.152 W/kg
SAR(1 g) = 0.129 W/kg; SAR(10 g) = 0.104 W/kg
Maximum value of SAR (measured) = 0.133 W/kg

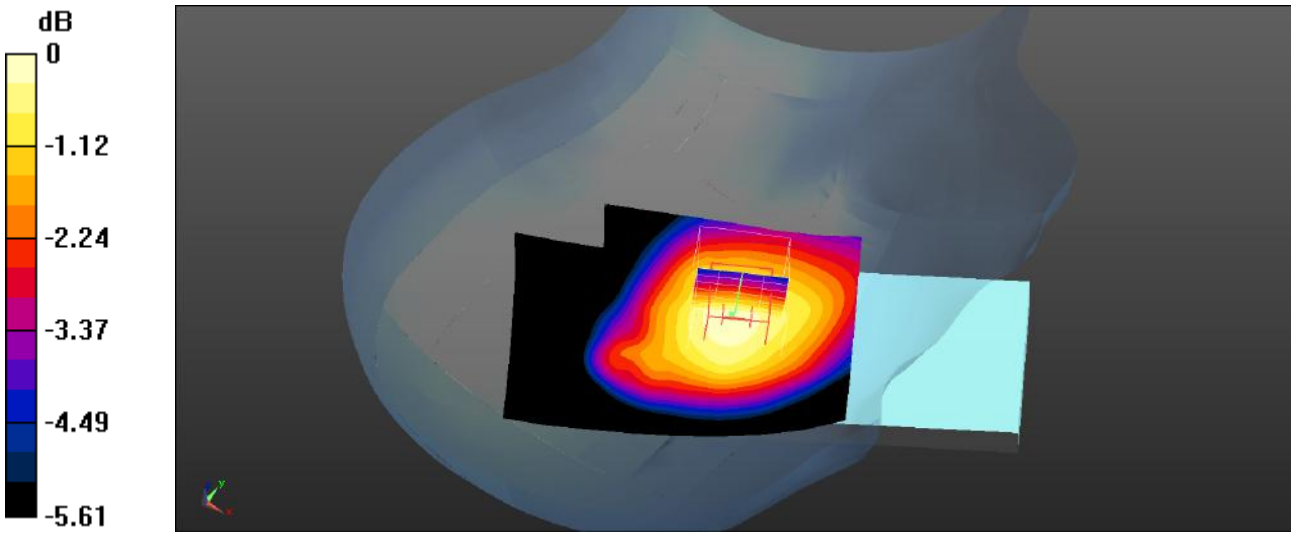

0 dB = 0.133 W/kg = -8.76 dBW/kg

Plot 111#: LTE Band 13_1RB_Body Front_Mid

DUT: Smart phone; Type: Power 7; Serial: SZNS220411-13280E-SA-S1

Communication System: UID 0, Generic FDD-LTE (0); Frequency: 782 MHz;Duty Cycle: 1:1
Medium parameters used (interpolated): f = 782 MHz; σ = 0.882 S/m; ε_r = 42.338; ρ = 1000 kg/m^3
Phantom section: Flat Section

DASY5 Configuration:

- Probe: EX3DV4- SN3619; ConvF(8.63, 8.63, 8.63); Calibrated: 2021/08/25
- Sensor-Surface: 4mm (Mechanical Surface Detection)
- Electronics: DAE4 Sn1211; Calibrated: 2022/03/01
- Phantom: Twin SAM; Type: QD000P40CD; Serial: TP:1744
- Measurement SW: DASY52, Version 52.10 (4); SEMCAD X Version 14.6.14 (7501)

Back Front/LTE Band 13 1RB Mid/Area Scan (71x111x1): Interpolated grid: dx=1.500 mm, dy=1.500 mm
Maximum value of SAR (interpolated) = 0.343 W/kg

Back Front/LTE Band 13 1RB Mid/Zoom Scan (5x5x7)/Cube 0: Measurement grid: dx=8mm, dy=8mm, dz=5mm
Reference Value = 18.93 V/m; Power Drift = -0.11 dB
Peak SAR (extrapolated) = 0.374 W/kg
SAR(1 g) = 0.328 W/kg; SAR(10 g) = 0.274 W/kg
Maximum value of SAR (measured) = 0.335 W/kg

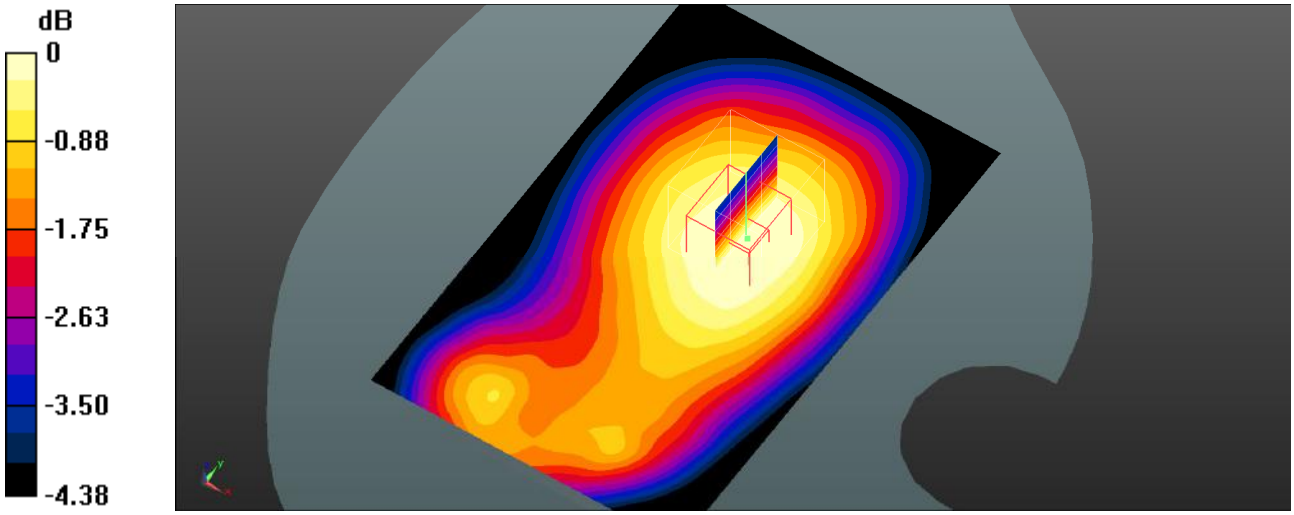

0 dB = 0.335 W/kg = -4.75 dBW/kg

Plot 112#: LTE Band 13_50%RB_Body Front_Mid

DUT: Smart phone; Type: Power 7; Serial: SZNS220411-13280E-SA-S1

Communication System: UID 0, Generic FDD-LTE (0); Frequency: 782 MHz;Duty Cycle: 1:1
Medium parameters used (interpolated): f = 782 MHz; σ = 0.882 S/m; ε_r = 42.338; ρ = 1000 kg/m^3
Phantom section: Flat Section

DASY5 Configuration:

- Probe: EX3DV4- SN3619; ConvF(8.63, 8.63, 8.63); Calibrated: 2021/08/25
- Sensor-Surface: 4mm (Mechanical Surface Detection)
- Electronics: DAE4 Sn1211; Calibrated: 2022/03/01
- Phantom: Twin SAM; Type: QD000P40CD; Serial: TP:1744
- Measurement SW: DASY52, Version 52.10 (4); SEMCAD X Version 14.6.14 (7501)

Back Front/LTE Band 13 50%RB Mid/Area Scan (71x111x1): Interpolated grid: dx=1.500 mm, dy=1.500 mm
Maximum value of SAR (interpolated) = 0.271 W/kg

Back Front/LTE Band 13 50%RB Mid/Zoom Scan (5x5x7)/Cube 0: Measurement grid: dx=8mm, dy=8mm, dz=5mm
Reference Value = 16.76 V/m; Power Drift = 0.02 dB
Peak SAR (extrapolated) = 0.298 W/kg
SAR(1 g) = 0.267 W/kg; SAR(10 g) = 0.225 W/kg
Maximum value of SAR (measured) = 0.272 W/kg

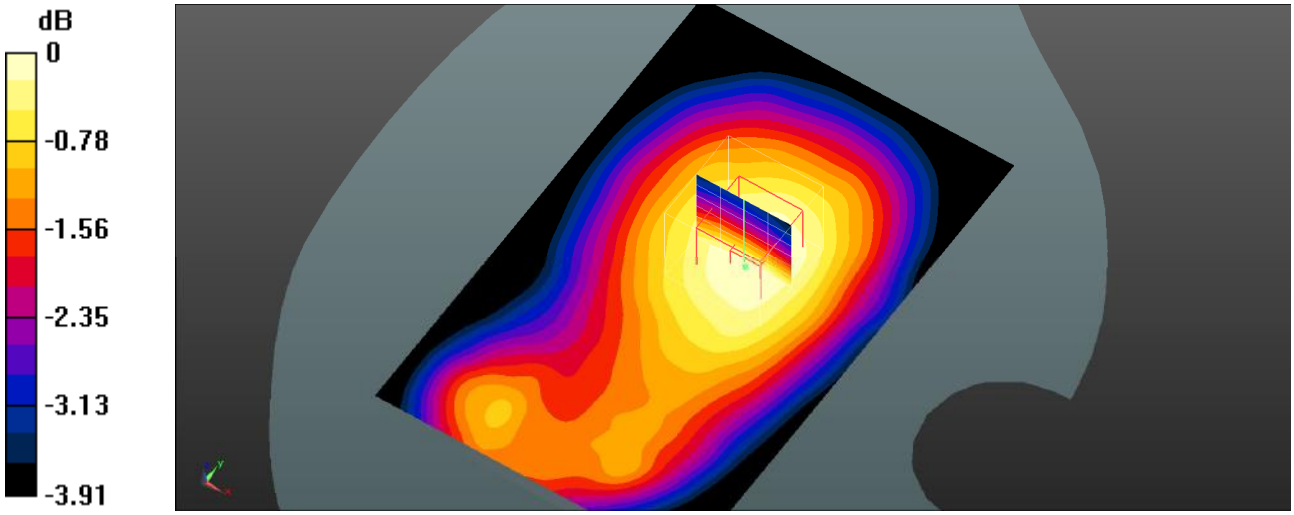

0 dB = 0.272 W/kg = -5.65 dBW/kg

Plot 113#: LTE Band 13_1RB_Body Back_Mid

DUT: Smart phone; Type: Power 7; Serial: SZNS220411-13280E-SA-S1

Communication System: UID 0, Generic FDD-LTE (0); Frequency: 782 MHz;Duty Cycle: 1:1
Medium parameters used (interpolated): f = 782 MHz; σ = 0.882 S/m; ε_r = 42.338; ρ = 1000 kg/m^3
Phantom section: Flat Section

DASY5 Configuration:

- Probe: EX3DV4- SN3619; ConvF(8.63, 8.63, 8.63); Calibrated: 2021/08/25
- Sensor-Surface: 4mm (Mechanical Surface Detection)
- Electronics: DAE4 Sn1211; Calibrated: 2022/03/01
- Phantom: Twin SAM; Type: QD000P40CD; Serial: TP:1744
- Measurement SW: DASY52, Version 52.10 (4); SEMCAD X Version 14.6.14 (7501)

Body Back/LTE Band 13 1RB Mid/Area Scan (71x91x1): Interpolated grid: dx=1.500 mm, dy=1.500 mm
Maximum value of SAR (interpolated) = 0.280 W/kg

Body Back/LTE Band 13 1RB Mid/Zoom Scan (5x5x7)/Cube 0: Measurement grid: dx=8mm, dy=8mm, dz=5mm
Reference Value = 17.89 V/m; Power Drift = -0.02 dB
Peak SAR (extrapolated) = 0.317 W/kg
SAR(1 g) = 0.267 W/kg; SAR(10 g) = 0.212 W/kg
Maximum value of SAR (measured) = 0.274 W/kg

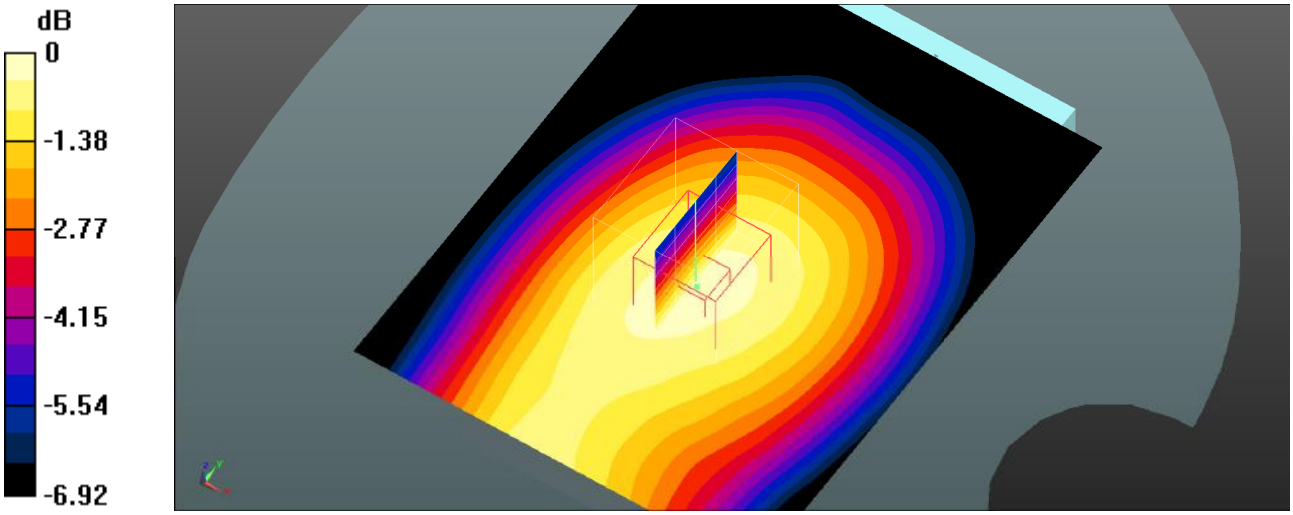

0 dB = 0.297 W/kg = -5.27 dBW/kg

Plot 114#: LTE Band 13_50%RB_Body Back_Mid

DUT: Smart phone; Type: Power 7; Serial: SZNS220411-13280E-SA-S1

Communication System: UID 0, Generic FDD-LTE (0); Frequency: 782 MHz;Duty Cycle: 1:1
Medium parameters used (interpolated): f = 782 MHz; σ = 0.882 S/m; ε_r = 42.338; ρ = 1000 kg/m^3
Phantom section: Flat Section

DASY5 Configuration:

- Probe: EX3DV4- SN3619; ConvF(8.63, 8.63, 8.63); Calibrated: 2021/08/25
- Sensor-Surface: 4mm (Mechanical Surface Detection)
- Electronics: DAE4 Sn1211; Calibrated: 2022/03/01
- Phantom: Twin SAM; Type: QD000P40CD; Serial: TP:1744
- Measurement SW: DASY52, Version 52.10 (4); SEMCAD X Version 14.6.14 (7501)

Body Back/LTE Band 13 50%RB Mid/Area Scan (71x91x1): Interpolated grid: dx=1.500 mm, dy=1.500 mm
Maximum value of SAR (interpolated) = 0.289 W/kg

Body Back/LTE Band 13 50%RB Mid/Zoom Scan (5x5x7)/Cube 0: Measurement grid: dx=8mm, dy=8mm, dz=5mm
Reference Value = 17.80 V/m; Power Drift = -0.09 dB
Peak SAR (extrapolated) = 0.333 W/kg
SAR(1 g) = 0.279 W/kg; SAR(10 g) = 0.221 W/kg
Maximum value of SAR (measured) = 0.287 W/kg

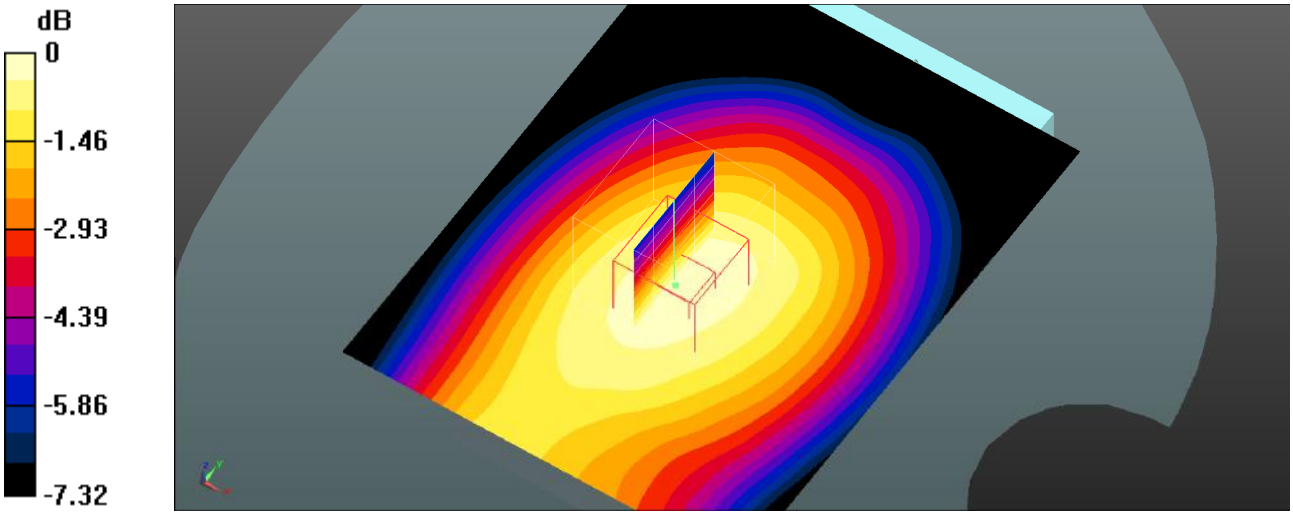

0 dB = 0.303 W/kg = -5.19 dBW/kg

Plot 115#: LTE Band 13_1RB_Body Left_Mid

DUT: Smart phone; Type: Power 7; Serial: SZNS220411-13280E-SA-S1

Communication System: UID 0, Generic FDD-LTE (0); Frequency: 782 MHz;Duty Cycle: 1:1
Medium parameters used (interpolated): f = 782 MHz; σ = 0.882 S/m; ε_r = 42.338; ρ = 1000 kg/m^3
Phantom section: Flat Section

DASY5 Configuration:

- Probe: EX3DV4- SN3619; ConvF(8.63, 8.63, 8.63); Calibrated: 2021/08/25
- Sensor-Surface: 4mm (Mechanical Surface Detection)
- Electronics: DAE4 Sn1211; Calibrated: 2022/03/01
- Phantom: Twin SAM; Type: QD000P40CD; Serial: TP:1744
- Measurement SW: DASY52, Version 52.10 (4); SEMCAD X Version 14.6.14 (7501)

Body Left/LTE Band 13 1RB Mid/Area Scan (71x111x1): Interpolated grid: dx=1.500 mm, dy=1.500 mm
Maximum value of SAR (interpolated) = 0.286 W/kg

Body Left/LTE Band 13 1RB Mid/Zoom Scan (5x5x7)/Cube 0: Measurement grid: dx=8mm, dy=8mm, dz=5mm
Reference Value = 15.99 V/m; Power Drift = -0.09 dB
Peak SAR (extrapolated) = 0.335 W/kg
SAR(1 g) = 0.279 W/kg; SAR(10 g) = 0.220 W/kg
Maximum value of SAR (measured) = 0.289 W/kg

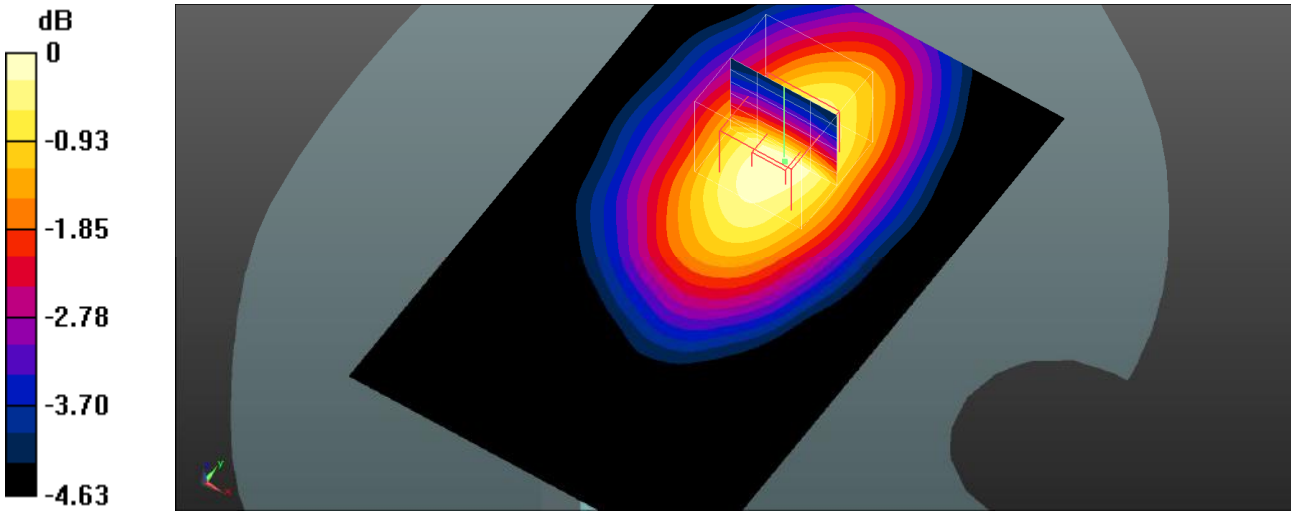

0 dB = 0.289 W/kg = -5.39 dBW/kg

Plot 116#: LTE Band 13_50%RB_Body Left_Mid

DUT: Smart phone; Type: Power 7; Serial: SZNS220411-13280E-SA-S1

Communication System: UID 0, Generic FDD-LTE (0); Frequency: 782 MHz;Duty Cycle: 1:1
Medium parameters used (interpolated): f = 782 MHz; σ = 0.882 S/m; ε_r = 42.338; ρ = 1000 kg/m^3
Phantom section: Flat Section

DASY5 Configuration:

- Probe: EX3DV4- SN3619; ConvF(8.63, 8.63, 8.63); Calibrated: 2021/08/25
- Sensor-Surface: 4mm (Mechanical Surface Detection)
- Electronics: DAE4 Sn1211; Calibrated: 2022/03/01
- Phantom: Twin SAM; Type: QD000P40CD; Serial: TP:1744
- Measurement SW: DASY52, Version 52.10 (4); SEMCAD X Version 14.6.14 (7501)

Body Left/LTE Band 13 50%RB Mid/Area Scan (71x111x1): Interpolated grid: dx=1.500 mm, dy=1.500 mm
Maximum value of SAR (interpolated) = 0.235 W/kg

Body Left/LTE Band 13 50%RB Mid/Zoom Scan (5x5x7)/Cube 0: Measurement grid: dx=8mm, dy=8mm, dz=5mm
Reference Value = 14.39 V/m; Power Drift = -0.04 dB
Peak SAR (extrapolated) = 0.269 W/kg
SAR(1 g) = 0.226 W/kg; SAR(10 g) = 0.182 W/kg
Maximum value of SAR (measured) = 0.233 W/kg

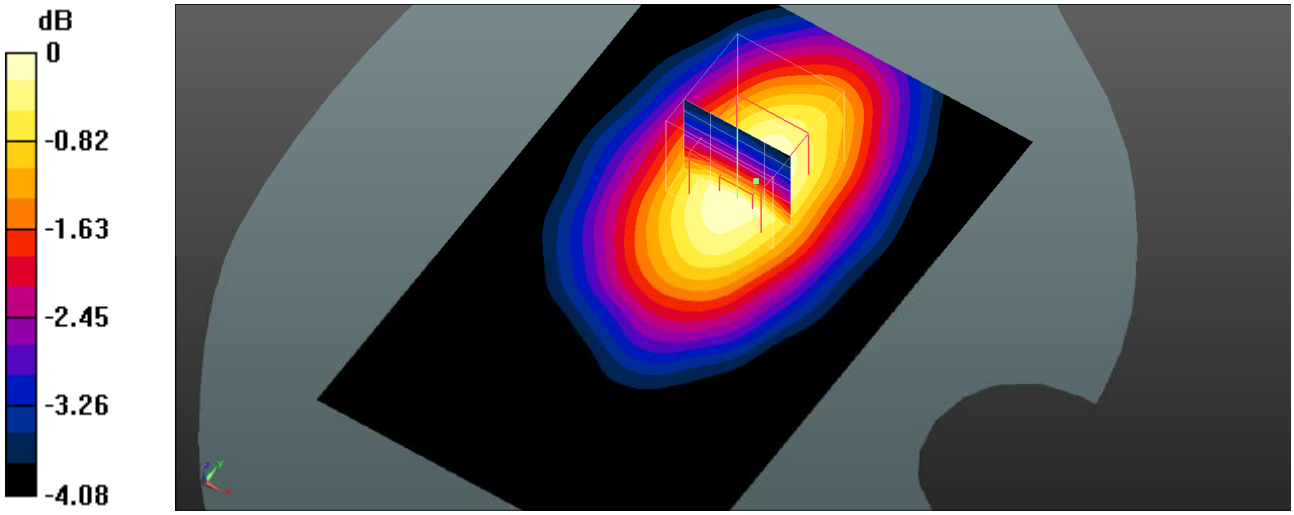

0 dB = 0.233 W/kg = -6.33 dBW/kg

Plot 117#: LTE Band 13_1RB_Body Right_Mid

DUT: Smart phone; Type: Power 7; Serial: SZNS220411-13280E-SA-S1

Communication System: UID 0, Generic FDD-LTE (0); Frequency: 782 MHz;Duty Cycle: 1:1
Medium parameters used (interpolated): f = 782 MHz; σ = 0.882 S/m; ε_r = 42.338; ρ = 1000 kg/m^3
Phantom section: Flat Section

DASY5 Configuration:

- Probe: EX3DV4- SN3619; ConvF(8.63, 8.63, 8.63); Calibrated: 2021/08/25
- Sensor-Surface: 4mm (Mechanical Surface Detection)
- Electronics: DAE4 Sn1211; Calibrated: 2022/03/01
- Phantom: Twin SAM; Type: QD000P40CD; Serial: TP:1744
- Measurement SW: DASY52, Version 52.10 (4); SEMCAD X Version 14.6.14 (7501)

Body Right/LTE Band 13 1RB Mid/Area Scan (71x111x1): Interpolated grid: dx=1.500 mm, dy=1.500 mm
Maximum value of SAR (interpolated) = 0.440 W/kg

Body Right/LTE Band 13 1RB Mid/Zoom Scan (5x5x7)/Cube 0: Measurement grid: dx=8mm, dy=8mm, dz=5mm
Reference Value = 22.35 V/m; Power Drift = -0.14 dB
Peak SAR (extrapolated) = 0.528 W/kg
SAR(1 g) = 0.421 W/kg; SAR(10 g) = 0.322 W/kg
Maximum value of SAR (measured) = 0.435 W/kg

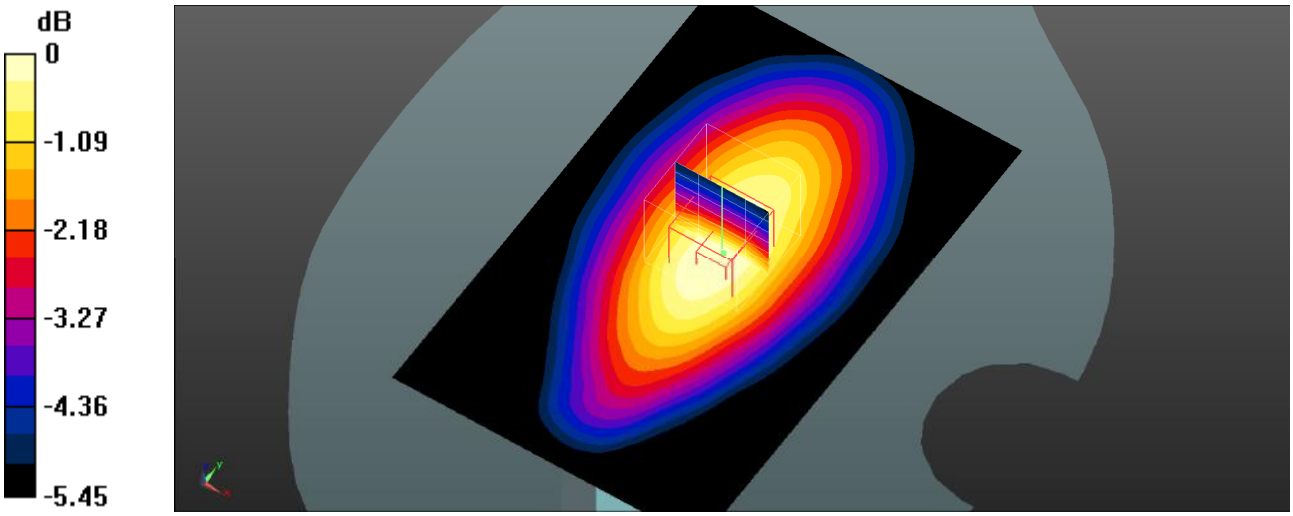

0 dB = 0.435 W/kg = -3.62 dBW/kg

Plot 118#: LTE Band 13_50%RB_Body Right_Mid

DUT: Smart phone; Type: Power 7; Serial: SZNS220411-13280E-SA-S1

Communication System: UID 0, Generic FDD-LTE (0); Frequency: 782 MHz;Duty Cycle: 1:1
Medium parameters used (interpolated): f = 782 MHz; σ = 0.882 S/m; ε_r = 42.338; ρ = 1000 kg/m^3
Phantom section: Flat Section

DASY5 Configuration:

- Probe: EX3DV4- SN3619; ConvF(8.63, 8.63, 8.63); Calibrated: 2021/08/25
- Sensor-Surface: 4mm (Mechanical Surface Detection)
- Electronics: DAE4 Sn1211; Calibrated: 2022/03/01
- Phantom: Twin SAM; Type: QD000P40CD; Serial: TP:1744
- Measurement SW: DASY52, Version 52.10 (4); SEMCAD X Version 14.6.14 (7501)

Body Right/LTE Band 13 50%RB Mid/Area Scan (71x111x1): Interpolated grid: dx=1.500 mm, dy=1.500 mm
Maximum value of SAR (interpolated) = 0.355 W/kg

Body Right/LTE Band 13 50%RB Mid/Zoom Scan (5x5x7)/Cube 0: Measurement grid: dx=8mm, dy=8mm, dz=5mm
Reference Value = 19.86 V/m; Power Drift = -0.09 dB
Peak SAR (extrapolated) = 0.421 W/kg
SAR(1 g) = 0.340 W/kg; SAR(10 g) = 0.263 W/kg
Maximum value of SAR (measured) = 0.353 W/kg

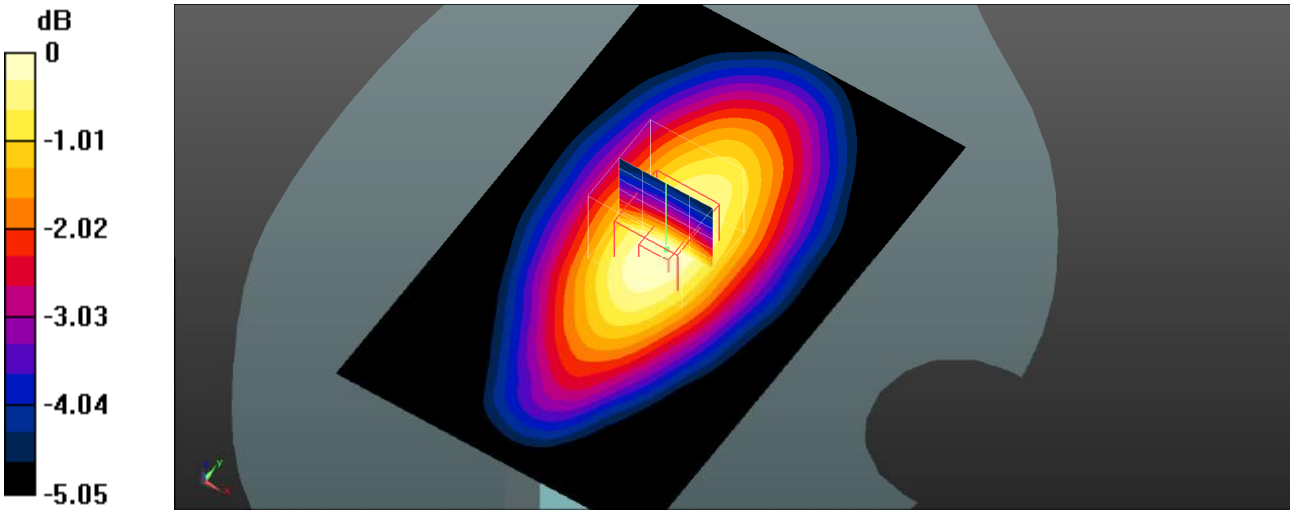

0 dB = 0.353 W/kg = -4.52 dBW/kg

Plot 119#: LTE Band 13_1RB_Body Bottom_Mid

DUT: Smart phone; Type: Power 7; Serial: SZNS220411-13280E-SA-S1

Communication System: UID 0, Generic FDD-LTE (0); Frequency: 782 MHz;Duty Cycle: 1:1
Medium parameters used (interpolated): f = 782 MHz; σ = 0.882 S/m; ε_r = 42.338; ρ = 1000 kg/m^3
Phantom section: Flat Section

DASY5 Configuration:

- Probe: EX3DV4- SN3619; ConvF(8.63, 8.63, 8.63); Calibrated: 2021/08/25
- Sensor-Surface: 4mm (Mechanical Surface Detection)
- Electronics: DAE4 Sn1211; Calibrated: 2022/03/01
- Phantom: Twin SAM; Type: QD000P40CD; Serial: TP:1744
- Measurement SW: DASY52, Version 52.10 (4); SEMCAD X Version 14.6.14 (7501)

Body Bottom/LTE Band 13 1RB Mid/Area Scan (71x91x1): Interpolated grid: dx=1.500 mm, dy=1.500 mm
Maximum value of SAR (interpolated) = 0.388 W/kg

Body Bottom/LTE Band 13 1RB Mid/Zoom Scan (5x5x7)/Cube 0: Measurement grid: dx=8mm, dy=8mm, dz=5mm
Reference Value = 20.72 V/m; Power Drift = -0.05 dB
Peak SAR (extrapolated) = 0.634 W/kg
SAR(1 g) = 0.350 W/kg; SAR(10 g) = 0.211 W/kg
Maximum value of SAR (measured) = 0.377 W/kg

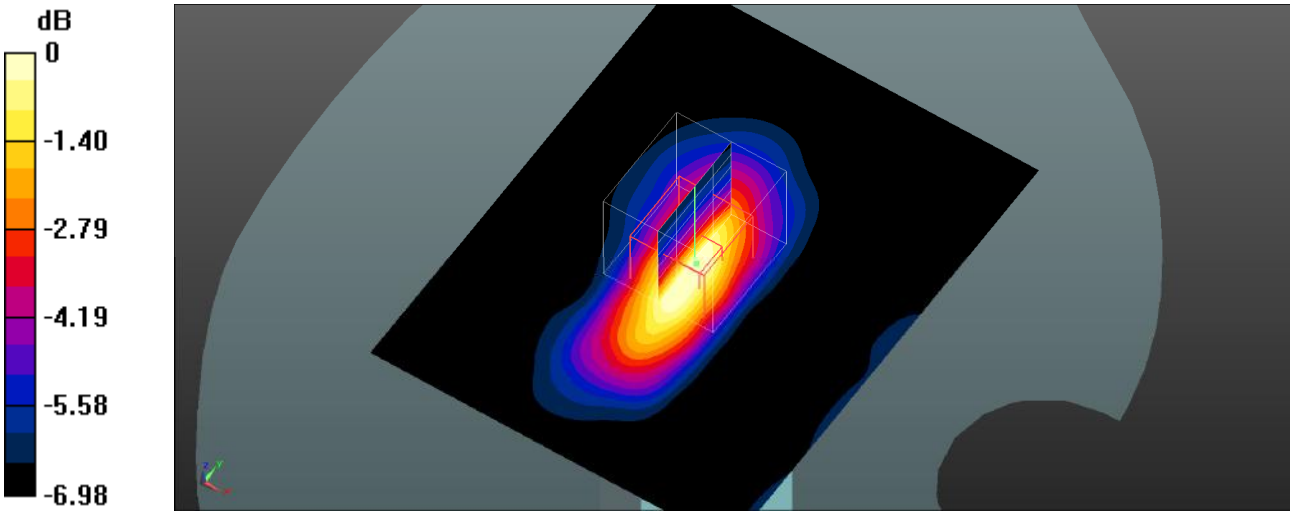

0 dB = 0.377 W/kg = -4.24 dBW/kg

Plot 120#: LTE Band 13_50%RB_Body Bottom_Mid

DUT: Smart phone; Type: Power 7; Serial: SZNS220411-13280E-SA-S1

Communication System: UID 0, Generic FDD-LTE (0); Frequency: 782 MHz;Duty Cycle: 1:1
Medium parameters used (interpolated): f = 782 MHz; σ = 0.882 S/m; ε_r = 42.338; ρ = 1000 kg/m^3
Phantom section: Flat Section

DASY5 Configuration:

- Probe: EX3DV4- SN3619; ConvF(8.63, 8.63, 8.63); Calibrated: 2021/08/25
- Sensor-Surface: 4mm (Mechanical Surface Detection)
- Electronics: DAE4 Sn1211; Calibrated: 2022/03/01
- Phantom: Twin SAM; Type: QD000P40CD; Serial: TP:1744
- Measurement SW: DASY52, Version 52.10 (4); SEMCAD X Version 14.6.14 (7501)

Body Bottom/LTE Band 13 50%RB Mid/Area Scan (71x91x1): Interpolated grid: dx=1.500 mm, dy=1.500 mm
Maximum value of SAR (interpolated) = 0.304 W/kg

Body Bottom/LTE Band 13 50%RB Mid/Zoom Scan (5x5x7)/Cube 0: Measurement grid: dx=8mm, dy=8mm, dz=5mm
Reference Value = 17.64 V/m; Power Drift = -0.08 dB
Peak SAR (extrapolated) = 0.485 W/kg
SAR(1 g) = 0.274 W/kg; SAR(10 g) = 0.172 W/kg
Maximum value of SAR (measured) = 0.293 W/kg

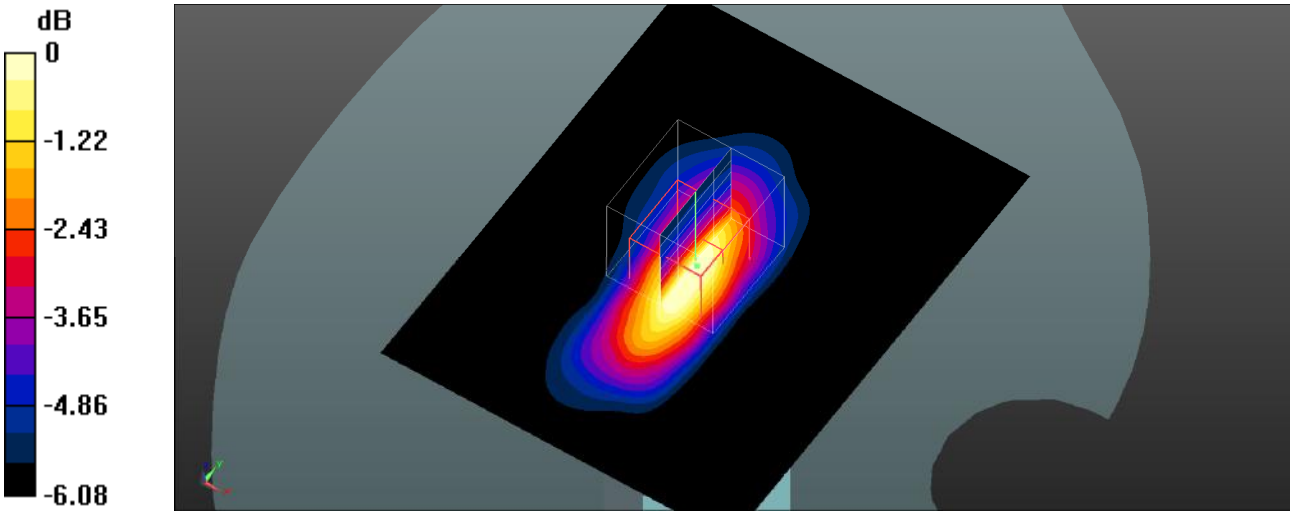

0 dB = 0.293 W/kg = -5.33 dBW/kg

Plot 121#: LTE Band 41_1RB_Head Left Cheek_Mid

DUT: Smart phone; Type: Power 7; Serial: SZNS220411-13280E-SA-S1

Communication System: UID 0, Generic TDD-LTE (0); Frequency: 2595 MHz;Duty Cycle: 1:1.58
Medium parameters used (interpolated): f = 2595 MHz; σ = 1.981 S/m; ε_r = 39.57; ρ = 1000 kg/m^3
Phantom section: Left Section

DASY5 Configuration:

- Probe: EX3DV4- SN3619; ConvF(6.53, 6.53, 6.53); Calibrated: 2021/08/25
- Sensor-Surface: 4mm (Mechanical Surface Detection)
- Electronics: DAE4 Sn1211; Calibrated: 2022/03/01
- Phantom: Twin SAM; Type: QD000P40CD; Serial: TP:1744
- Measurement SW: DASY52, Version 52.10 (4); SEMCAD X Version 14.6.14 (7501)

Head Left Cheek/LTE Band 41 1RB Mid/Area Scan (101x121x1): Interpolated grid: dx=1.000 mm, dy=1.000 mm
Maximum value of SAR (interpolated) = 0.254 W/kg

Head Left Cheek/LTE Band 41 1RB Mid/Zoom Scan (7x7x7)/Cube 0: Measurement grid: dx=5mm, dy=5mm, dz=5mm
Reference Value = 6.896 V/m; Power Drift = -0.10 dB
Peak SAR (extrapolated) = 0.432 W/kg
SAR(1 g) = 0.236 W/kg; SAR(10 g) = 0.137 W/kg
Maximum value of SAR (measured) = 0.250 W/kg

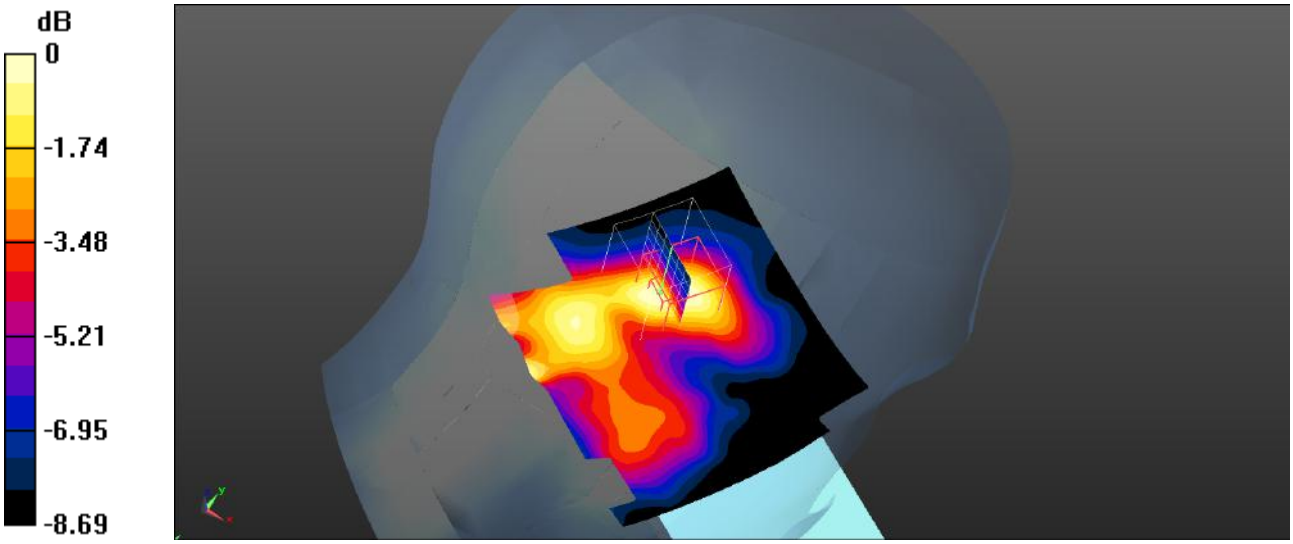

0 dB = 0.250 W/kg = -6.02 dBW/kg

Plot 122#: LTE Band 41_50%RB_Head Left Cheek_Mid

DUT: Smart phone; Type: Power 7; Serial: SZNS220411-13280E-SA-S1

Communication System: UID 0, Generic TDD-LTE (0); Frequency: 2595 MHz;Duty Cycle: 1:1.58
Medium parameters used (interpolated): f = 2595 MHz; σ = 1.981 S/m; ε_r = 39.57; ρ = 1000 kg/m^3
Phantom section: Left Section

DASY5 Configuration:

- Probe: EX3DV4- SN3619; ConvF(6.53, 6.53, 6.53); Calibrated: 2021/08/25
- Sensor-Surface: 4mm (Mechanical Surface Detection)
- Electronics: DAE4 Sn1211; Calibrated: 2022/03/01
- Phantom: Twin SAM; Type: QD000P40CD; Serial: TP:1744
- Measurement SW: DASY52, Version 52.10 (4); SEMCAD X Version 14.6.14 (7501)

Head Left Cheek/LTE Band 41 50%RB Mid/Area Scan (101x121x1): Interpolated grid: dx=1.000 mm, dy=1.000 mm
Maximum value of SAR (interpolated) = 0.196 W/kg

Head Left Cheek/LTE Band 41 50%RB Mid/Zoom Scan (7x7x7)/Cube 0: Measurement grid: dx=5mm, dy=5mm, dz=5mm
Reference Value = 6.039 V/m; Power Drift = -0.09 dB
Peak SAR (extrapolated) = 0.338 W/kg
SAR(1 g) = 0.183 W/kg; SAR(10 g) = 0.110 W/kg
Maximum value of SAR (measured) = 0.193 W/kg



0 dB = 0.193 W/kg = -7.14 dBW/kg

Plot 123#: LTE Band 41_1RB_Head Left Tilt_Mid

DUT: Smart phone; Type: Power 7; Serial: SZNS220411-13280E-SA-S1

Communication System: UID 0, Generic TDD-LTE (0); Frequency: 2595 MHz;Duty Cycle: 1:1.58
Medium parameters used (interpolated): f = 2595 MHz; σ = 1.981 S/m; ε_r = 39.57; ρ = 1000 kg/m^3
Phantom section: Left Section

DASY5 Configuration:

- Probe: EX3DV4- SN3619; ConvF(6.53, 6.53, 6.53); Calibrated: 2021/08/25
- Sensor-Surface: 4mm (Mechanical Surface Detection)
- Electronics: DAE4 Sn1211; Calibrated: 2022/03/01
- Phantom: Twin SAM; Type: QD000P40CD; Serial: TP:1744
- Measurement SW: DASY52, Version 52.10 (4); SEMCAD X Version 14.6.14 (7501)

Head Left Tilt/LTE Band 41 1RB Mid/Area Scan (101x121x1): Interpolated grid: dx=1.000 mm, dy=1.000 mm
Maximum value of SAR (interpolated) = 0.331 W/kg

Head Left Tilt/LTE Band 41 1RB Mid/Zoom Scan (7x7x7)/Cube 0: Measurement grid: dx=5mm, dy=5mm, dz=5mm
Reference Value = 8.766 V/m; Power Drift = -0.09 dB
Peak SAR (extrapolated) = 0.525 W/kg
SAR(1 g) = 0.293 W/kg; SAR(10 g) = 0.160 W/kg
Maximum value of SAR (measured) = 0.325 W/kg

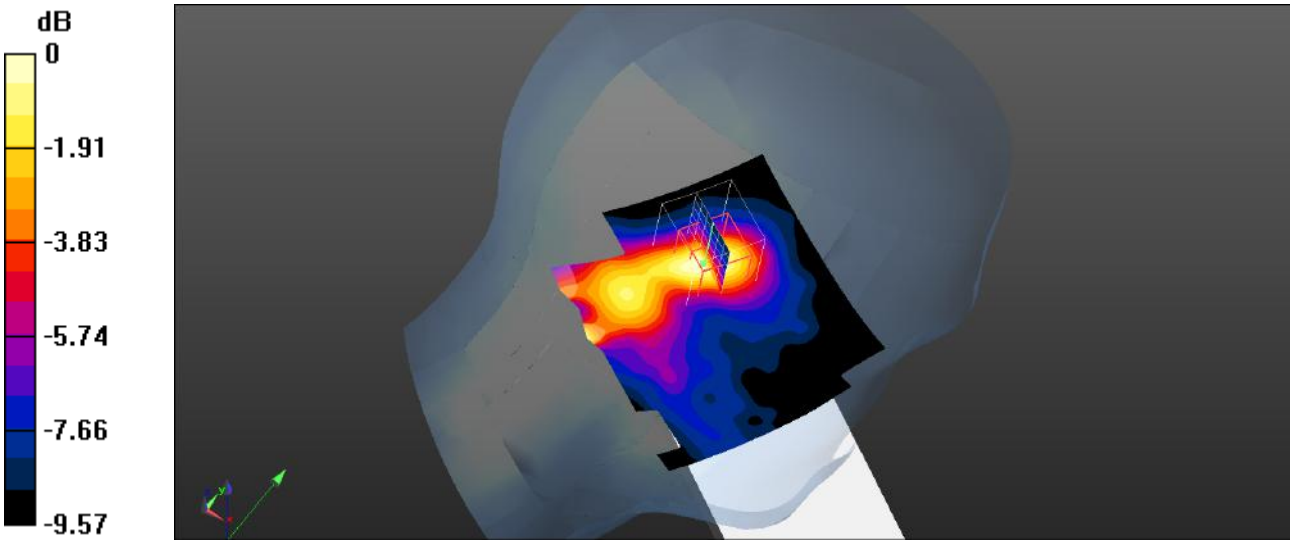

0 dB = 0.325 W/kg = -4.88 dBW/kg

Plot 124#: LTE Band 41_50%RB_Head Left Tilt_Mid

DUT: Smart phone; Type: Power 7; Serial: SZNS220411-13280E-SA-S1

Communication System: UID 0, Generic TDD-LTE (0); Frequency: 2595 MHz;Duty Cycle: 1:1.58
Medium parameters used (interpolated): f = 2595 MHz; σ = 1.981 S/m; ε_r = 39.57; ρ = 1000 kg/m^3
Phantom section: Left Section

DASY5 Configuration:

- Probe: EX3DV4- SN3619; ConvF(6.53, 6.53, 6.53); Calibrated: 2021/08/25
- Sensor-Surface: 4mm (Mechanical Surface Detection)
- Electronics: DAE4 Sn1211; Calibrated: 2022/03/01
- Phantom: Twin SAM; Type: QD000P40CD; Serial: TP:1744
- Measurement SW: DASY52, Version 52.10 (4); SEMCAD X Version 14.6.14 (7501)

Head Left Tilt/LTE Band 41 50%RB Mid/Area Scan (101x121x1): Interpolated grid: dx=1.000 mm, dy=1.000 mm
Maximum value of SAR (interpolated) = 0.260 W/kg

Head Left Tilt/LTE Band 41 50%RB Mid/Zoom Scan (7x7x7)/Cube 0: Measurement grid: dx=5mm, dy=5mm, dz=5mm
Reference Value = 7.443 V/m; Power Drift = 0.01 dB
Peak SAR (extrapolated) = 0.436 W/kg
SAR(1 g) = 0.236 W/kg; SAR(10 g) = 0.136 W/kg
Maximum value of SAR (measured) = 0.260 W/kg



0 dB = 0.260 W/kg = -5.85 dBW/kg

Plot 125#: LTE Band 41_1RB_Head Right Cheek_Mid

DUT: Smart phone; Type: Power 7; Serial: SZNS220411-13280E-SA-S1

Communication System: UID 0, Generic TDD-LTE (0); Frequency: 2595 MHz;Duty Cycle: 1:1.58
Medium parameters used (interpolated): f = 2595 MHz; σ = 1.981 S/m; ε_r = 39.57; ρ = 1000 kg/m^3
Phantom section: Right Section

DASY5 Configuration:

- Probe: EX3DV4- SN3619; ConvF(6.53, 6.53, 6.53); Calibrated: 2021/08/25
- Sensor-Surface: 4mm (Mechanical Surface Detection)
- Electronics: DAE4 Sn1211; Calibrated: 2022/03/01
- Phantom: Twin SAM; Type: QD000P40CD; Serial: TP:1744
- Measurement SW: DASY52, Version 52.10 (4); SEMCAD X Version 14.6.14 (7501)

Head Right Cheek/LTE Band 41 1RB Mid/Area Scan (91x101x1): Interpolated grid: dx=1.000 mm, dy=1.000 mm
Maximum value of SAR (interpolated) = 0.532 W/kg

Head Right Cheek/LTE Band 41 1RB Mid/Zoom Scan (7x7x7)/Cube 0: Measurement grid: dx=5mm, dy=5mm, dz=5mm
Reference Value = 6.479 V/m; Power Drift = 0.04 dB
Peak SAR (extrapolated) = 0.917 W/kg
SAR(1 g) = 0.460 W/kg; SAR(10 g) = 0.242 W/kg
Maximum value of SAR (measured) = 0.514 W/kg

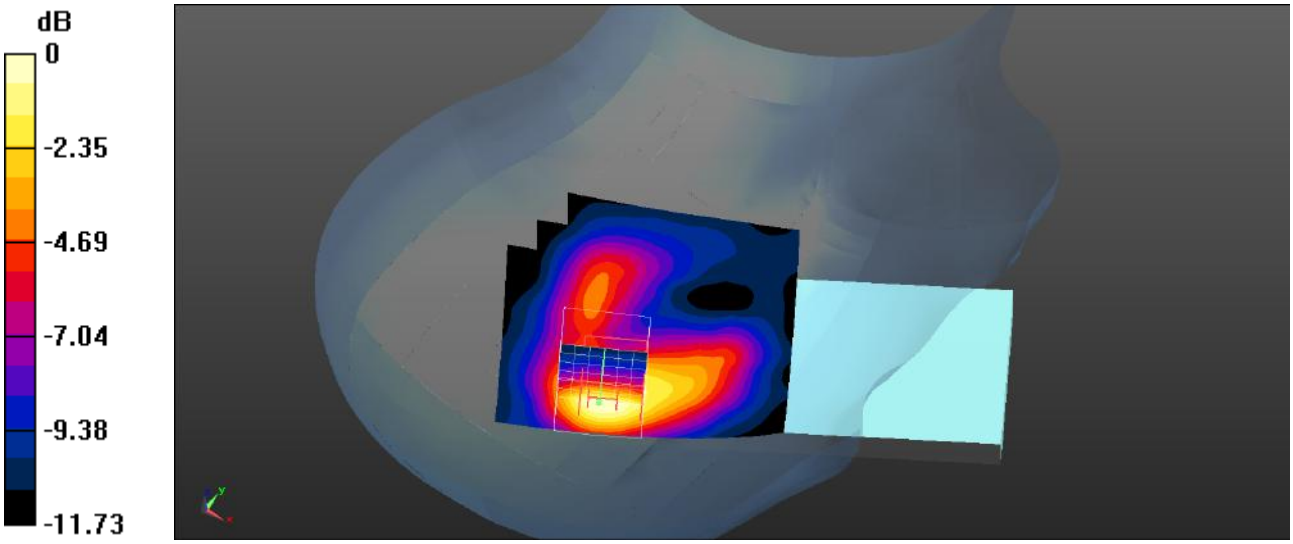

0 dB = 0.514 W/kg = -2.89 dBW/kg

Plot 126#: LTE Band 41_50%RB_Head Right Cheek_Mid

DUT: Smart phone; Type: Power 7; Serial: SZNS220411-13280E-SA-S1

Communication System: UID 0, Generic TDD-LTE (0); Frequency: 2595 MHz;Duty Cycle: 1:1.58
Medium parameters used (interpolated): f = 2595 MHz; σ = 1.981 S/m; ε_r = 39.57; ρ = 1000 kg/m^3
Phantom section: Right Section

DASY5 Configuration:

- Probe: EX3DV4- SN3619; ConvF(6.53, 6.53, 6.53); Calibrated: 2021/08/25
- Sensor-Surface: 4mm (Mechanical Surface Detection)
- Electronics: DAE4 Sn1211; Calibrated: 2022/03/01
- Phantom: Twin SAM; Type: QD000P40CD; Serial: TP:1744
- Measurement SW: DASY52, Version 52.10 (4); SEMCAD X Version 14.6.14 (7501)

Head Right Cheek/LTE Band 41 50%RB Mid/Area Scan (101x101x1): Interpolated grid: dx=1.000 mm, dy=1.000 mm
Maximum value of SAR (interpolated) = 0.414 W/kg

Head Right Cheek/LTE Band 41 50%RB Mid/Zoom Scan (7x7x7)/Cube 0: Measurement grid: dx=5mm, dy=5mm, dz=5mm
Reference Value = 6.097 V/m; Power Drift = 0.13 dB
Peak SAR (extrapolated) = 0.473 W/kg
SAR(1 g) = 0.256 W/kg; SAR(10 g) = 0.140 W/kg
Maximum value of SAR (measured) = 0.275 W/kg

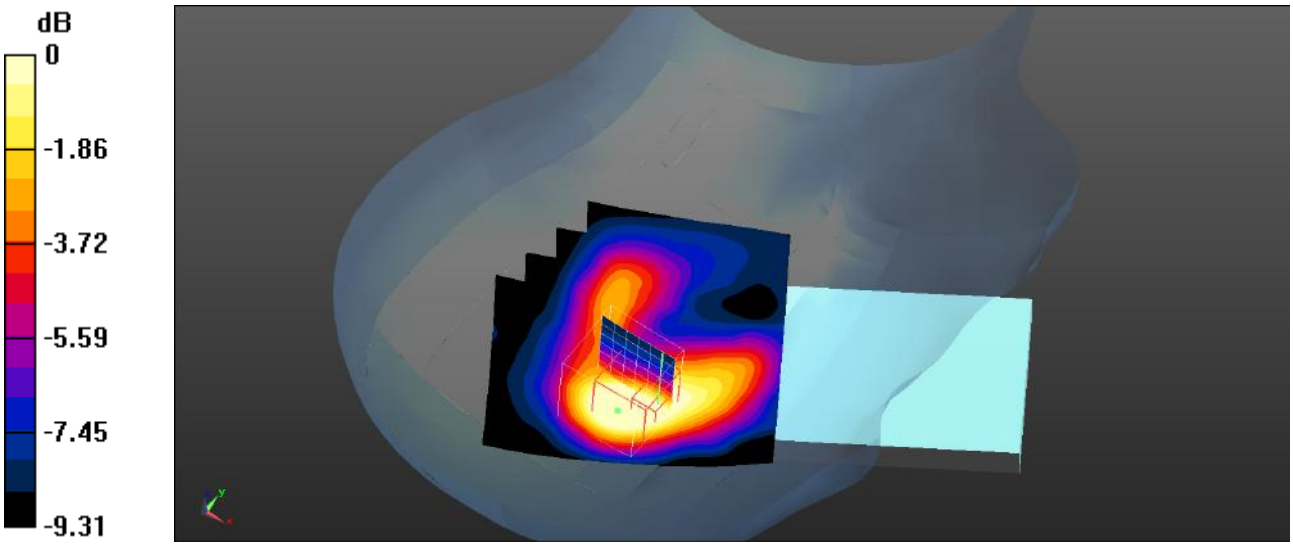

0 dB = 0.275 W/kg = -5.61 dBW/kg

Plot 127#: LTE Band 41_1RB_Head Right Tilt_Mid

DUT: Smart phone; Type: Power 7; Serial: SZNS220411-13280E-SA-S1

Communication System: UID 0, Generic TDD-LTE (0); Frequency: 2595 MHz;Duty Cycle: 1:1.58
Medium parameters used (interpolated): f = 2595 MHz; σ = 1.981 S/m; ε_r = 39.57; ρ = 1000 kg/m^3
Phantom section: Right Section

DASY5 Configuration:

- Probe: EX3DV4- SN3619; ConvF(6.53, 6.53, 6.53); Calibrated: 2021/08/25
- Sensor-Surface: 4mm (Mechanical Surface Detection)
- Electronics: DAE4 Sn1211; Calibrated: 2022/03/01
- Phantom: Twin SAM; Type: QD000P40CD; Serial: TP:1744
- Measurement SW: DASY52, Version 52.10 (4); SEMCAD X Version 14.6.14 (7501)

Head Right Tilt/LTE Band 41 1RB Mid/Area Scan (101x101x1): Interpolated grid: dx=1.000 mm, dy=1.000 mm
Maximum value of SAR (interpolated) = 0.258 W/kg

Head Right Tilt/LTE Band 41 1RB Mid/Zoom Scan (7x7x7)/Cube 0: Measurement grid: dx=5mm, dy=5mm, dz=5mm
Reference Value = 8.842 V/m; Power Drift = -0.02 dB
Peak SAR (extrapolated) = 0.219 W/kg
SAR(1 g) = 0.105 W/kg; SAR(10 g) = 0.062 W/kg
Maximum value of SAR (measured) = 0.120 W/kg

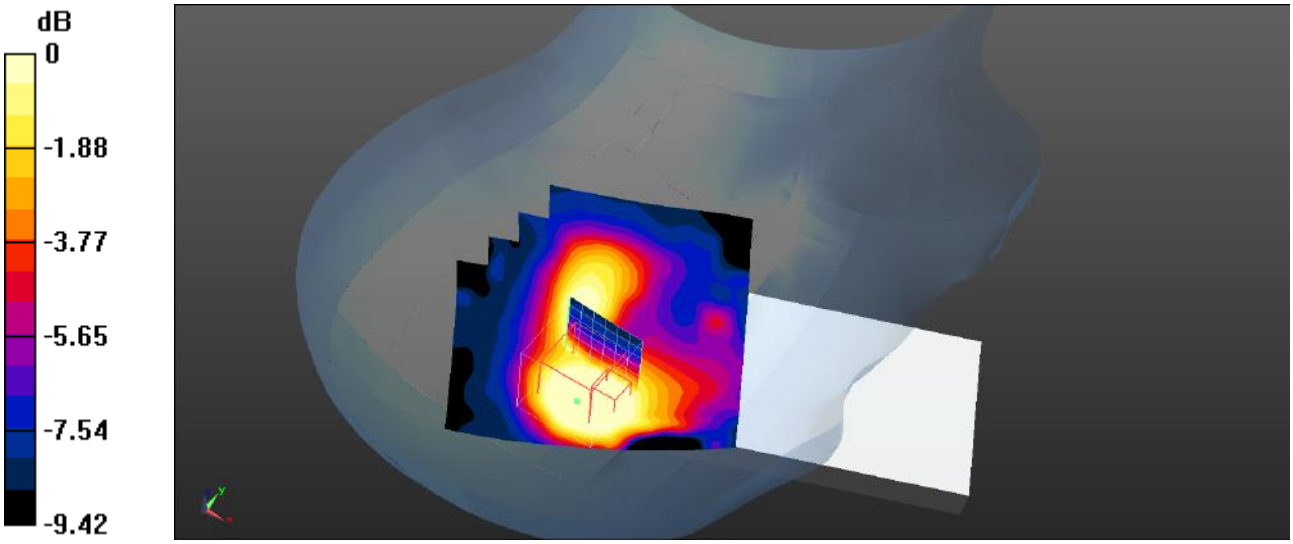

0 dB = 0.120 W/kg = -9.21 dBW/kg

Plot 128#: LTE Band 41_50%RB_Head Right Tilt_Mid

DUT: Smart phone; Type: Power 7; Serial: SZNS220411-13280E-SA-S1

Communication System: UID 0, Generic TDD-LTE (0); Frequency: 2595 MHz;Duty Cycle: 1:1.58
Medium parameters used (interpolated): f = 2595 MHz; σ = 1.981 S/m; ε_r = 39.57; ρ = 1000 kg/m^3
Phantom section: Right Section

DASY5 Configuration:

- Probe: EX3DV4- SN3619; ConvF(6.53, 6.53, 6.53); Calibrated: 2021/08/25
- Sensor-Surface: 4mm (Mechanical Surface Detection)
- Electronics: DAE4 Sn1211; Calibrated: 2022/03/01
- Phantom: Twin SAM; Type: QD000P40CD; Serial: TP:1744
- Measurement SW: DASY52, Version 52.10 (4); SEMCAD X Version 14.6.14 (7501)

Head Right Tilt/LTE Band 41 50%RB Mid/Area Scan (101x101x1): Interpolated grid: dx=1.000 mm, dy=1.000 mm
Maximum value of SAR (interpolated) = 0.463 W/kg

Head Right Tilt/LTE Band 41 50%RB Mid/Zoom Scan (7x7x7)/Cube 0: Measurement grid: dx=5mm, dy=5mm, dz=5mm
Reference Value = 7.274 V/m; Power Drift = 0.07 dB
Peak SAR (extrapolated) = 0.435 W/kg
SAR(1 g) = 0.229 W/kg; SAR(10 g) = 0.132 W/kg
Maximum value of SAR (measured) = 0.245 W/kg

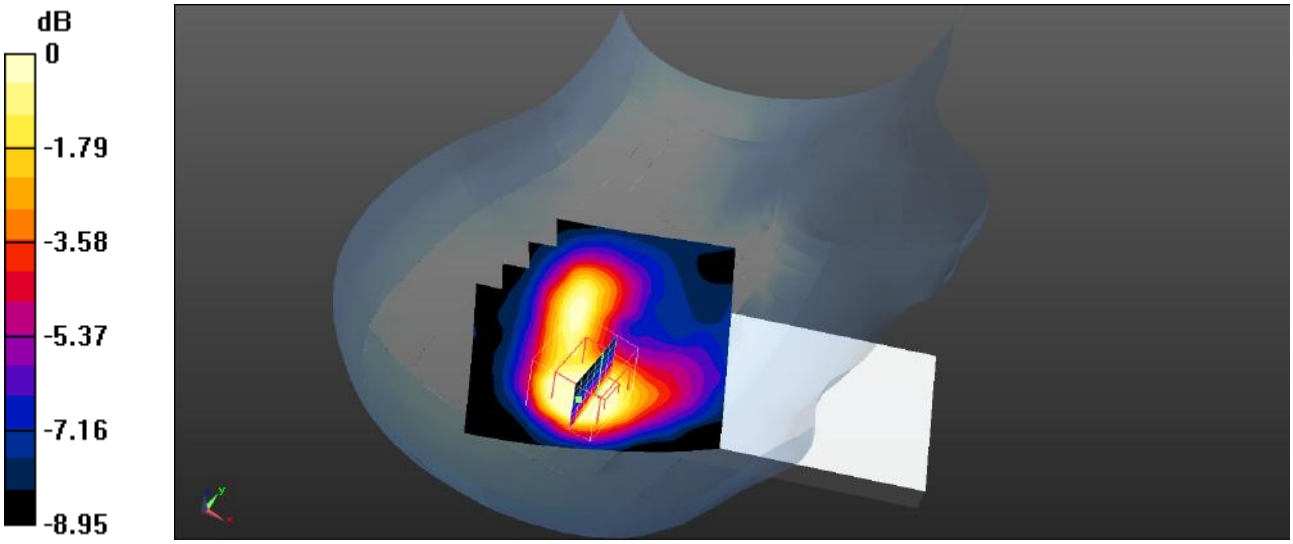

0 dB = 0.245 W/kg = -6.11 dBW/kg

Plot 129#: LTE Band 41_1RB_Body Front_Mid

DUT: Smart phone; Type: Power 7; Serial: SZNS220411-13280E-SA-S1

Communication System: UID 0, Generic TDD-LTE (0); Frequency: 2595 MHz;Duty Cycle: 1:1.58
Medium parameters used (interpolated): f = 2595 MHz; σ = 1.981 S/m; ε_r = 39.57; ρ = 1000 kg/m^3
Phantom section: Flat Section

DASY5 Configuration:

- Probe: EX3DV4- SN3619; ConvF(6.53, 6.53, 6.53); Calibrated: 2021/08/25
- Sensor-Surface: 4mm (Mechanical Surface Detection)
- Electronics: DAE4 Sn1211; Calibrated: 2022/03/01
- Phantom: Twin SAM; Type: QD000P40CD; Serial: TP:1744
- Measurement SW: DASY52, Version 52.10 (4); SEMCAD X Version 14.6.14 (7501)

Body Front/LTE Band 41 1RB Mid/Area Scan (101x171x1): Interpolated grid: dx=1.000 mm, dy=1.000 mm
Maximum value of SAR (interpolated) = 0.262 W/kg

Body Front/LTE Band 41 1RB Mid/Zoom Scan (7x7x7)/Cube 0: Measurement grid: dx=5mm, dy=5mm, dz=5mm
Reference Value = 7.210 V/m; Power Drift = -0.16 dB
Peak SAR (extrapolated) = 0.373 W/kg
SAR(1 g) = 0.244 W/kg; SAR(10 g) = 0.170 W/kg
Maximum value of SAR (measured) = 0.260 W/kg

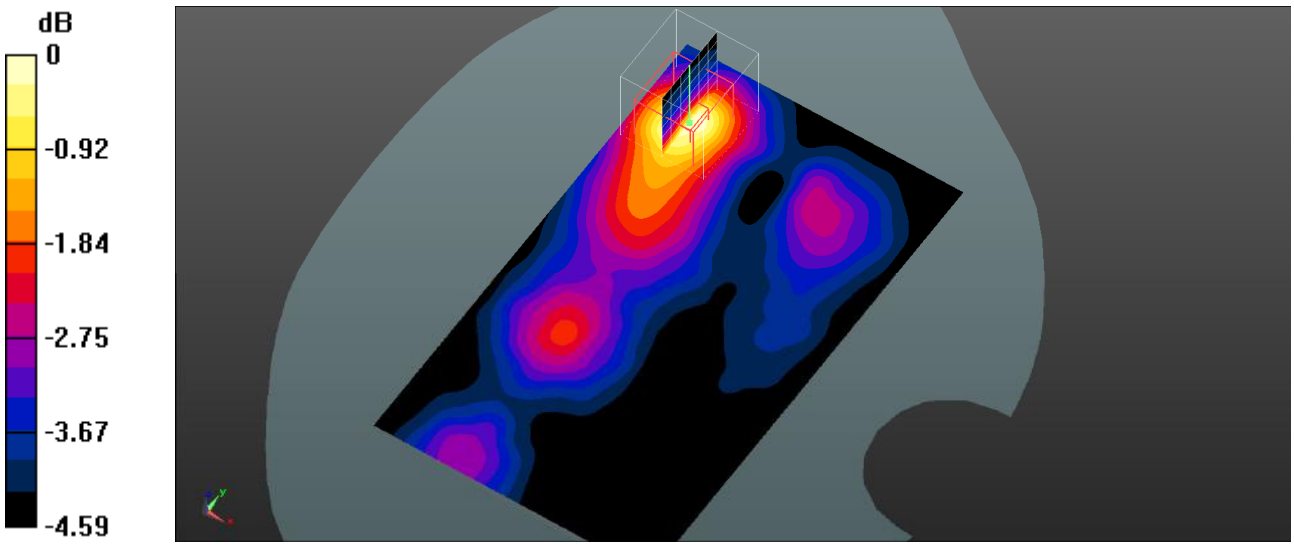

0 dB = 0.260 W/kg = -5.85 dBW/kg

Plot 130#: LTE Band 41_50%RB_Body Front_Mid

DUT: Smart phone; Type: Power 7; Serial: SZNS220411-13280E-SA-S1

Communication System: UID 0, Generic TDD-LTE (0); Frequency: 2595 MHz;Duty Cycle: 1:1.58
Medium parameters used (interpolated): f = 2595 MHz; σ = 1.981 S/m; ε_r = 39.57; ρ = 1000 kg/m^3
Phantom section: Flat Section

DASY5 Configuration:

- Probe: EX3DV4- SN3619; ConvF(6.53, 6.53, 6.53); Calibrated: 2021/08/25
- Sensor-Surface: 4mm (Mechanical Surface Detection)
- Electronics: DAE4 Sn1211; Calibrated: 2022/03/01
- Phantom: Twin SAM; Type: QD000P40CD; Serial: TP:1744
- Measurement SW: DASY52, Version 52.10 (4); SEMCAD X Version 14.6.14 (7501)

Body Front/LTE Band 41 50%RB Mid/Area Scan (101x171x1): Interpolated grid: dx=1.000 mm, dy=1.000 mm
Maximum value of SAR (interpolated) = 0.228 W/kg

Body Front/LTE Band 41 50%RB Mid/Zoom Scan (7x7x7)/Cube 0: Measurement grid: dx=5mm, dy=5mm, dz=5mm
Reference Value = 7.144 V/m; Power Drift = -0.16 dB
Peak SAR (extrapolated) = 0.329 W/kg
SAR(1 g) = 0.215 W/kg; SAR(10 g) = 0.156 W/kg
Maximum value of SAR (measured) = 0.226 W/kg

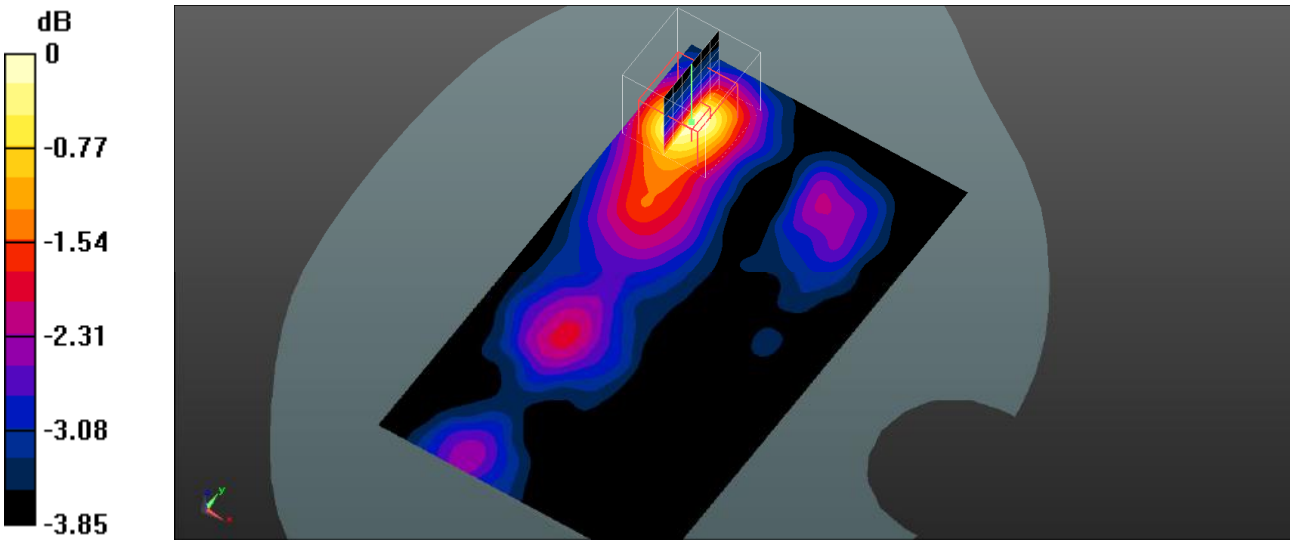

0 dB = 0.226 W/kg = -6.46 dBW/kg

Plot 131#: LTE Band 41_1RB_Body Back_Mid

DUT: Smart phone; Type: Power 7; Serial: SZNS220411-13280E-SA-S1

Communication System: UID 0, Generic TDD-LTE (0); Frequency: 2595 MHz;Duty Cycle: 1:1.58
Medium parameters used (interpolated): f = 2595 MHz; σ = 1.981 S/m; ε_r = 39.57; ρ = 1000 kg/m^3
Phantom section: Flat Section

DASY5 Configuration:

- Probe: EX3DV4- SN3619; ConvF(6.53, 6.53, 6.53); Calibrated: 2021/08/25
- Sensor-Surface: 4mm (Mechanical Surface Detection)
- Electronics: DAE4 Sn1211; Calibrated: 2022/03/01
- Phantom: Twin SAM; Type: QD000P40CD; Serial: TP:1744
- Measurement SW: DASY52, Version 52.10 (4); SEMCAD X Version 14.6.14 (7501)

Body Back/LTE Band 41 1RB Mid/Area Scan (101x181x1): Interpolated grid: dx=1.000 mm, dy=1.000 mm
Maximum value of SAR (interpolated) = 0.358 W/kg

Body Back/LTE Band 41 1RB Mid/Zoom Scan (7x7x7)/Cube 0: Measurement grid: dx=5mm, dy=5mm, dz=5mm
Reference Value = 7.894 V/m; Power Drift = -0.01 dB
Peak SAR (extrapolated) = 0.558 W/kg
SAR(1 g) = 0.348 W/kg; SAR(10 g) = 0.235 W/kg
Maximum value of SAR (measured) = 0.367 W/kg

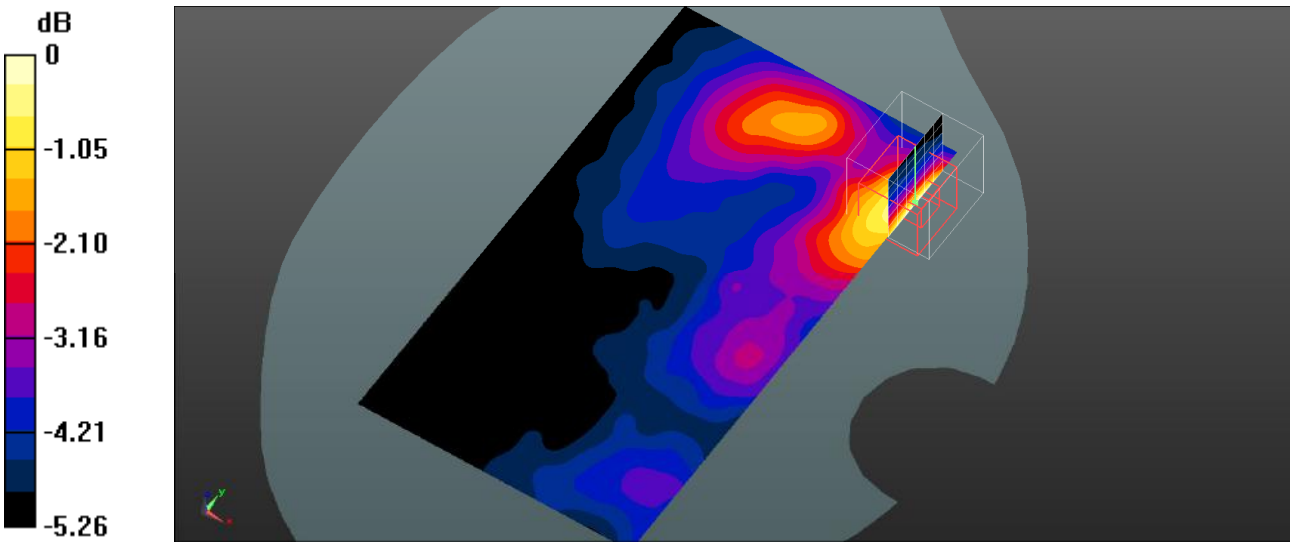

0 dB = 0.367 W/kg = -4.35 dBW/kg

Plot 132#: LTE Band 41_50%RB_Body Back_Mid

DUT: Smart phone; Type: Power 7; Serial: SZNS220411-13280E-SA-S1

Communication System: UID 0, Generic TDD-LTE (0); Frequency: 2595 MHz;Duty Cycle: 1:1.58
Medium parameters used (interpolated): f = 2595 MHz; σ = 1.981 S/m; ε_r = 39.57; ρ = 1000 kg/m^3
Phantom section: Flat Section

DASY5 Configuration:

- Probe: EX3DV4- SN3619; ConvF(6.53, 6.53, 6.53); Calibrated: 2021/08/25
- Sensor-Surface: 4mm (Mechanical Surface Detection)
- Electronics: DAE4 Sn1211; Calibrated: 2022/03/01
- Phantom: Twin SAM; Type: QD000P40CD; Serial: TP:1744
- Measurement SW: DASY52, Version 52.10 (4); SEMCAD X Version 14.6.14 (7501)

Body Back/LTE Band 41 50%RB Mid/Area Scan (101x181x1): Interpolated grid: dx=1.000 mm, dy=1.000 mm
Maximum value of SAR (interpolated) = 0.325 W/kg

Body Back/LTE Band 41 50%RB Mid/Zoom Scan (7x7x7)/Cube 0: Measurement grid: dx=5mm, dy=5mm, dz=5mm
Reference Value = 7.277 V/m; Power Drift = -0.01 dB
Peak SAR (extrapolated) = 0.469 W/kg
SAR(1 g) = 0.290 W/kg; SAR(10 g) = 0.197 W/kg
Maximum value of SAR (measured) = 0.307 W/kg

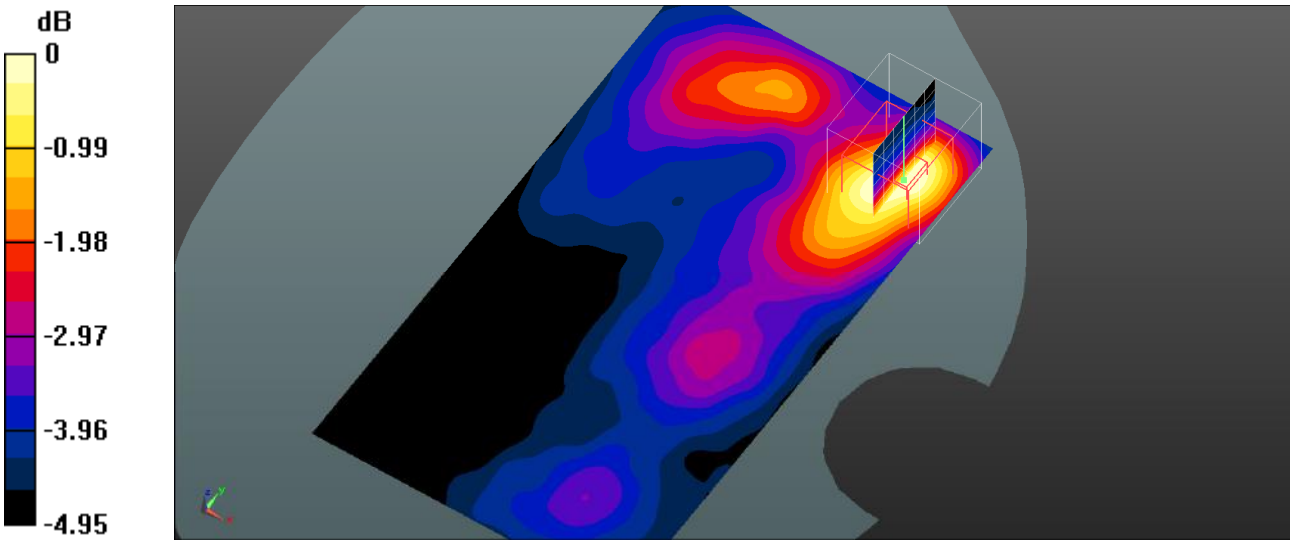

0 dB = 0.307 W/kg = -5.13 dBW/kg

Plot 133#: LTE Band 41_1RB_Body Left_Mid

DUT: Smart phone; Type: Power 7; Serial: SZNS220411-13280E-SA-S1

Communication System: UID 0, Generic TDD-LTE (0); Frequency: 2595 MHz;Duty Cycle: 1:1.58
Medium parameters used (interpolated): f = 2595 MHz; σ = 1.981 S/m; ε_r = 39.57; ρ = 1000 kg/m^3
Phantom section: Flat Section

DASY5 Configuration:

- Probe: EX3DV4- SN3619; ConvF(6.53, 6.53, 6.53); Calibrated: 2021/08/25
- Sensor-Surface: 4mm (Mechanical Surface Detection)
- Electronics: DAE4 Sn1211; Calibrated: 2022/03/01
- Phantom: Twin SAM; Type: QD000P40CD; Serial: TP:1744
- Measurement SW: DASY52, Version 52.10 (4); SEMCAD X Version 14.6.14 (7501)

Body Left/LTE Band 41 1RB Mid/Area Scan (101x171x1): Interpolated grid: dx=1.000 mm, dy=1.000 mm
Maximum value of SAR (interpolated) = 0.311 W/kg

Body Left/LTE Band 41 1RB Mid/Zoom Scan (7x7x7)/Cube 0: Measurement grid: dx=5mm, dy=5mm, dz=5mm
Reference Value = 9.434 V/m; Power Drift = -0.06 dB
Peak SAR (extrapolated) = 0.436 W/kg
SAR(1 g) = 0.281 W/kg; SAR(10 g) = 0.189 W/kg
Maximum value of SAR (measured) = 0.302 W/kg

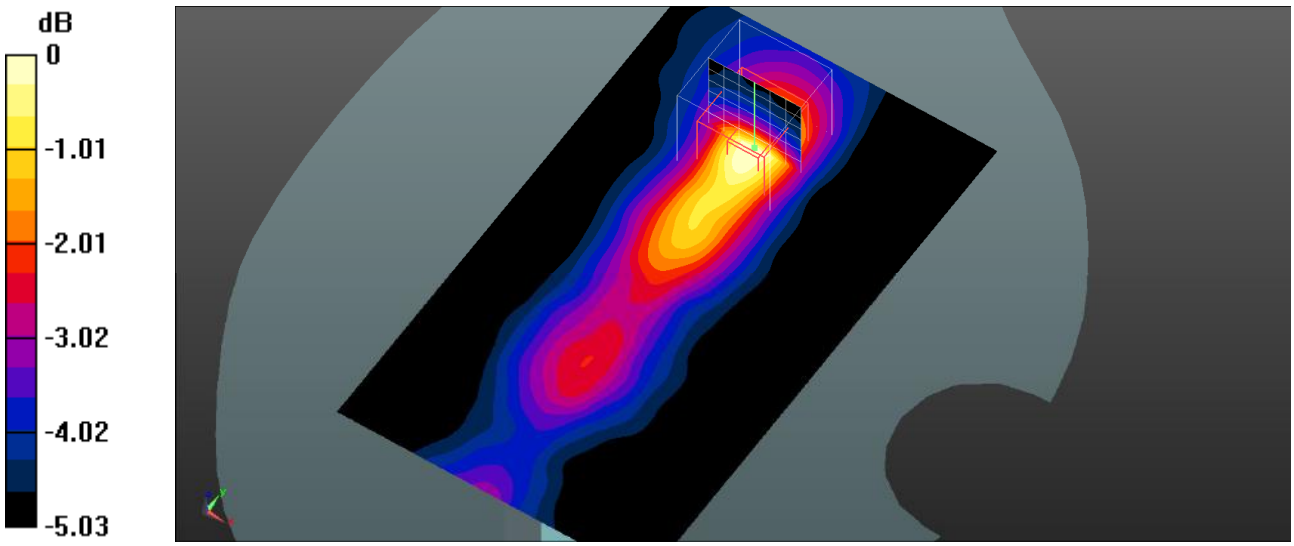

0 dB = 0.302 W/kg = -5.20 dBW/kg

Plot 134#: LTE Band 41_50%RB_Body Left_Mid

DUT: Smart phone; Type: Power 7; Serial: SZNS220411-13280E-SA-S1

Communication System: UID 0, Generic TDD-LTE (0); Frequency: 2595 MHz;Duty Cycle: 1:1.58
Medium parameters used (interpolated): f = 2595 MHz; σ = 1.981 S/m; ε_r = 39.57; ρ = 1000 kg/m^3
Phantom section: Flat Section

DASY5 Configuration:

- Probe: EX3DV4- SN3619; ConvF(6.53, 6.53, 6.53); Calibrated: 2021/08/25
- Sensor-Surface: 4mm (Mechanical Surface Detection)
- Electronics: DAE4 Sn1211; Calibrated: 2022/03/01
- Phantom: Twin SAM; Type: QD000P40CD; Serial: TP:1744
- Measurement SW: DASY52, Version 52.10 (4); SEMCAD X Version 14.6.14 (7501)

Body Left/LTE Band 41 50%RB Mid/Area Scan (101x171x1): Interpolated grid: dx=1.000 mm, dy=1.000 mm
Maximum value of SAR (interpolated) = 0.264 W/kg

Body Left/LTE Band 41 50%RB Mid/Zoom Scan (7x7x7)/Cube 0: Measurement grid: dx=5mm, dy=5mm, dz=5mm
Reference Value = 9.047 V/m; Power Drift = -0.08 dB
Peak SAR (extrapolated) = 0.372 W/kg
SAR(1 g) = 0.245 W/kg; SAR(10 g) = 0.172 W/kg
Maximum value of SAR (measured) = 0.260 W/kg

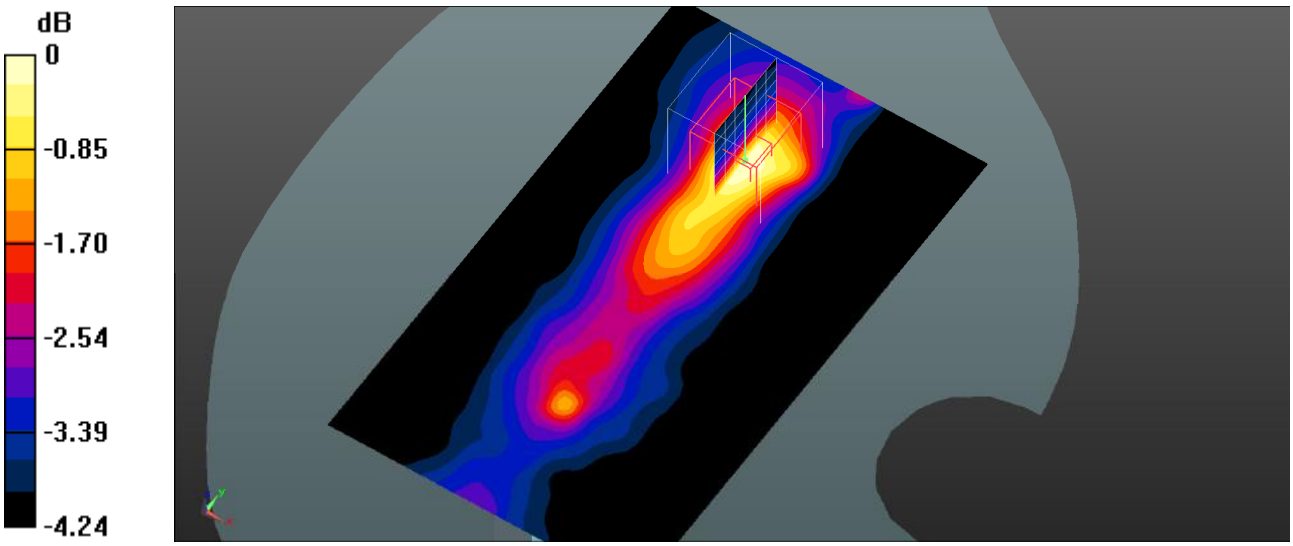

0 dB = 0.260 W/kg = -5.85 dBW/kg

Plot 135#: LTE Band 41_1RB_Body Top_Mid

DUT: Smart phone; Type: Power 7; Serial: SZNS220411-13280E-SA-S1

Communication System: UID 0, Generic TDD-LTE (0); Frequency: 2595 MHz;Duty Cycle: 1:1.58
Medium parameters used (interpolated): f = 2595 MHz; σ = 1.981 S/m; ε_r = 39.57; ρ = 1000 kg/m^3
Phantom section: Flat Section

DASY5 Configuration:

- Probe: EX3DV4- SN3619; ConvF(6.53, 6.53, 6.53); Calibrated: 2021/08/25
- Sensor-Surface: 4mm (Mechanical Surface Detection)
- Electronics: DAE4 Sn1211; Calibrated: 2022/03/01
- Phantom: Twin SAM; Type: QD000P40CD; Serial: TP:1744
- Measurement SW: DASY52, Version 52.10 (4); SEMCAD X Version 14.6.14 (7501)

Body Top/LTE Band 41 1RB Mid/Area Scan (101x111x1): Interpolated grid: dx=1.000 mm, dy=1.000 mm
Maximum value of SAR (interpolated) = 0.335 W/kg

Body Top/LTE Band 41 1RB Mid/Zoom Scan (7x7x7)/Cube 0: Measurement grid: dx=5mm, dy=5mm, dz=5mm
Reference Value = 12.06 V/m; Power Drift = 0.13 dB
Peak SAR (extrapolated) = 0.474 W/kg
SAR(1 g) = 0.309 W/kg; SAR(10 g) = 0.225 W/kg
Maximum value of SAR (measured) = 0.328 W/kg

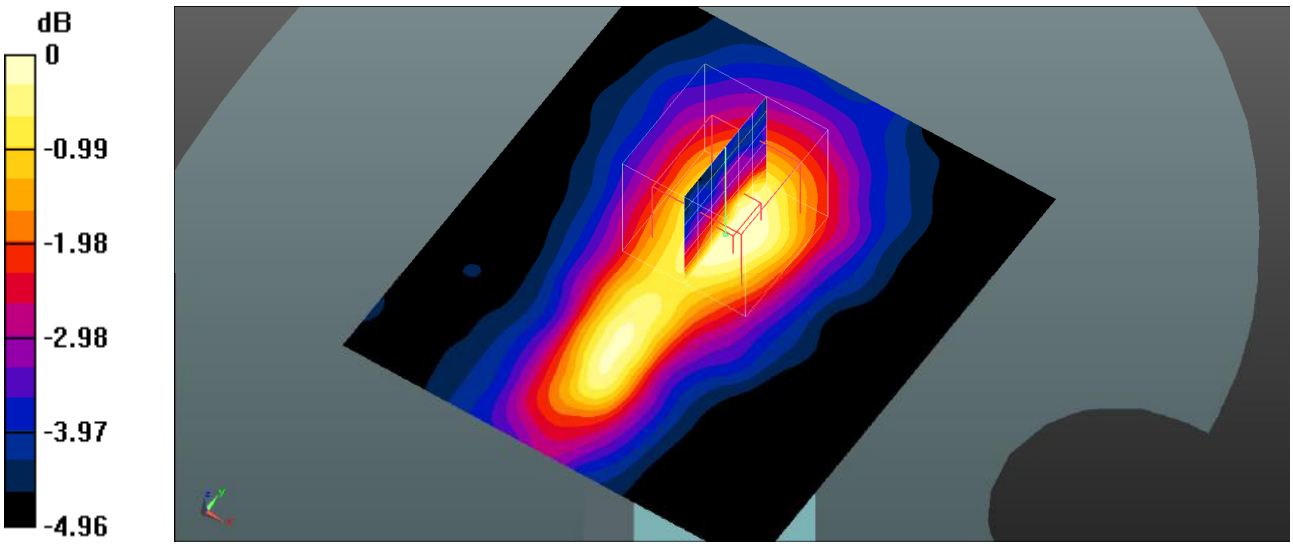

0 dB = 0.328 W/kg = -4.84 dBW/kg

Plot 136#: LTE Band 41_50%RB_Body Top_Mid

DUT: Smart phone; Type: Power 7; Serial: SZNS220411-13280E-SA-S1

Communication System: UID 0, Generic TDD-LTE (0); Frequency: 2595 MHz;Duty Cycle: 1:1.58
Medium parameters used (interpolated): f = 2595 MHz; σ = 1.981 S/m; ε_r = 39.57; ρ = 1000 kg/m^3
Phantom section: Flat Section

DASY5 Configuration:

- Probe: EX3DV4- SN3619; ConvF(6.53, 6.53, 6.53); Calibrated: 2021/08/25
- Sensor-Surface: 4mm (Mechanical Surface Detection)
- Electronics: DAE4 Sn1211; Calibrated: 2022/03/01
- Phantom: Twin SAM; Type: QD000P40CD; Serial: TP:1744
- Measurement SW: DASY52, Version 52.10 (4); SEMCAD X Version 14.6.14 (7501)

Body Top/LTE Band 41 50%RB Mid/Area Scan (101x111x1): Interpolated grid: dx=1.000 mm, dy=1.000 mm
Maximum value of SAR (interpolated) = 0.368 W/kg

Body Top/LTE Band 41 50%RB Mid/Zoom Scan (7x7x7)/Cube 0: Measurement grid: dx=5mm, dy=5mm, dz=5mm
Reference Value = 11.50 V/m; Power Drift = -0.05 dB
Peak SAR (extrapolated) = 0.343 W/kg
SAR(1 g) = 0.260 W/kg; SAR(10 g) = 0.192 W/kg
Maximum value of SAR (measured) = 0.273 W/kg

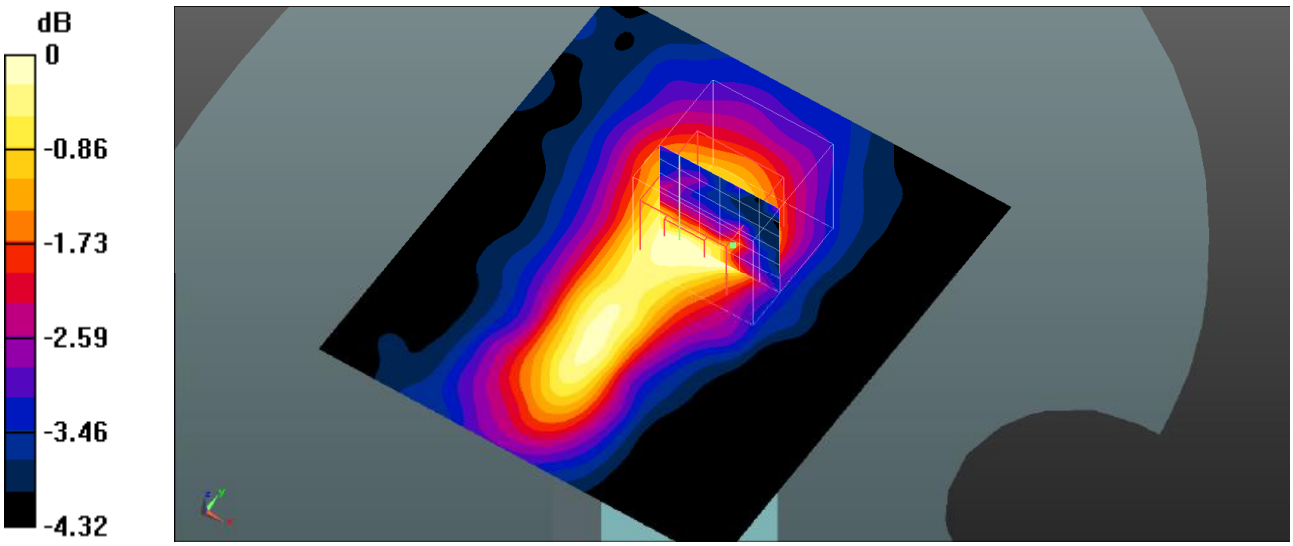

0 dB = 0.273 W/kg = -5.64 dBW/kg

Plot 137#: 2.4Gwifi_Head Left Cheek_Low

DUT: Smart phone; Type: Power 7; Serial: SZNS220411-13280E-SA-S1

Communication System: UID 0, 2.4G DTS (0); Frequency: 2412 MHz;Duty Cycle: 1:1.01
Medium parameters used (interpolated): f = 2412 MHz; σ = 1.796 S/m; ε_r = 38.352; ρ = 1000 kg/m^3
Phantom section: Left Section

DASY5 Configuration:

- Probe: EX3DV4- SN3619; ConvF(6.69, 6.69, 6.69); Calibrated: 2021/08/25
- Sensor-Surface: 4mm (Mechanical Surface Detection)
- Electronics: DAE4 Sn1211; Calibrated: 2022/03/01
- Phantom: Twin SAM; Type: QD000P40CD; Serial: TP:1744
- Measurement SW: DASY52, Version 52.10 (4); SEMCAD X Version 14.6.14 (7501)

Head Left Cheek/WLAN 802.11b Low/Area Scan (101x101x1): Interpolated grid: dx=1.000 mm, dy=1.000 mm
Maximum value of SAR (interpolated) = 0.0996 W/kg

Head Left Cheek/WLAN 802.11b Low/Zoom Scan (7x7x7)/Cube 0: Measurement grid: dx=5mm, dy=5mm, dz=5mm
Reference Value = 6.291 V/m; Power Drift = 0.02 dB
Peak SAR (extrapolated) = 0.133 W/kg
SAR(1 g) = 0.100 W/kg; SAR(10 g) = 0.085 W/kg
Maximum value of SAR (measured) = 0.127 W/kg

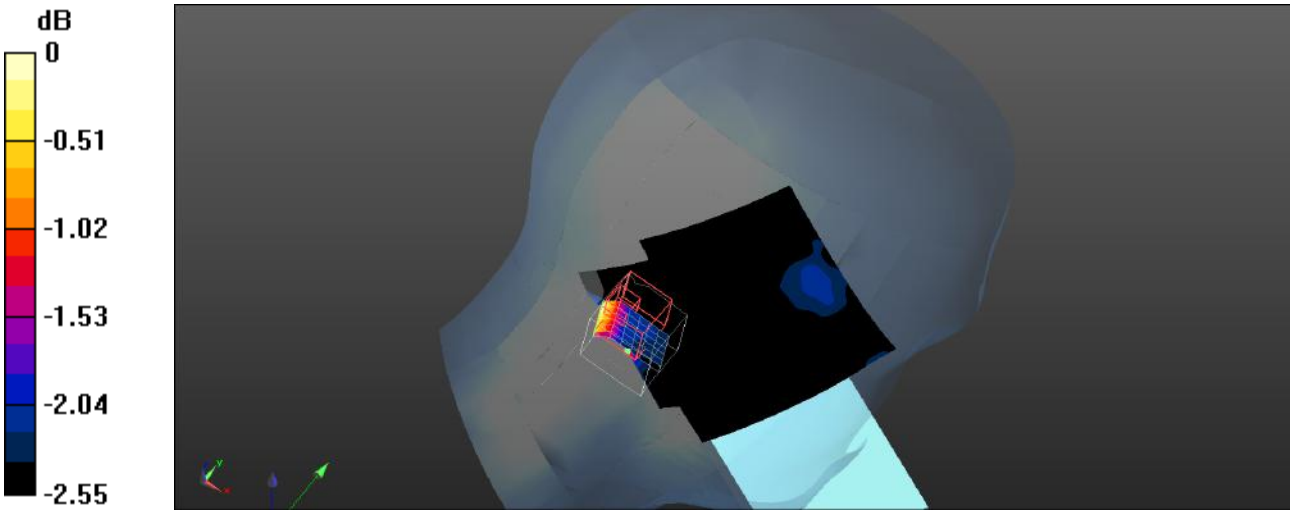

0 dB = 0.127 W/kg = -8.96 dBW/kg

Plot 138#: 2.4Gwifi_Head Left Tilt_Low

DUT: Smart phone; Type: Power 7; Serial: SZNS220411-13280E-SA-S1

Communication System: UID 0, 2.4G DTS (0); Frequency: 2412 MHz;Duty Cycle: 1:1.01
Medium parameters used (interpolated): f = 2412 MHz; σ = 1.796 S/m; ε_r = 38.352; ρ = 1000 kg/m^3
Phantom section: Left Section

DASY5 Configuration:

- Probe: EX3DV4- SN3619; ConvF(6.69, 6.69, 6.69); Calibrated: 2021/08/25
- Sensor-Surface: 4mm (Mechanical Surface Detection)
- Electronics: DAE4 Sn1211; Calibrated: 2022/03/01
- Phantom: Twin SAM; Type: QD000P40CD; Serial: TP:1744
- Measurement SW: DASY52, Version 52.10 (4); SEMCAD X Version 14.6.14 (7501)

Head Left Tilt/WLAN 802.11b Low/Area Scan (101x101x1): Interpolated grid: dx=1.000 mm, dy=1.000 mm
Maximum value of SAR (interpolated) = 0.0706 W/kg

Head Left Tilt/WLAN 802.11b Low/Zoom Scan (7x7x7)/Cube 0: Measurement grid: dx=5mm, dy=5mm, dz=5mm
Reference Value = 4.723 V/m; Power Drift = 0.09 dB
Peak SAR (extrapolated) = 0.0710 W/kg
SAR(1 g) = 0.069 W/kg; SAR(10 g) = 0.068 W/kg
Maximum value of SAR (measured) = 0.0711 W/kg

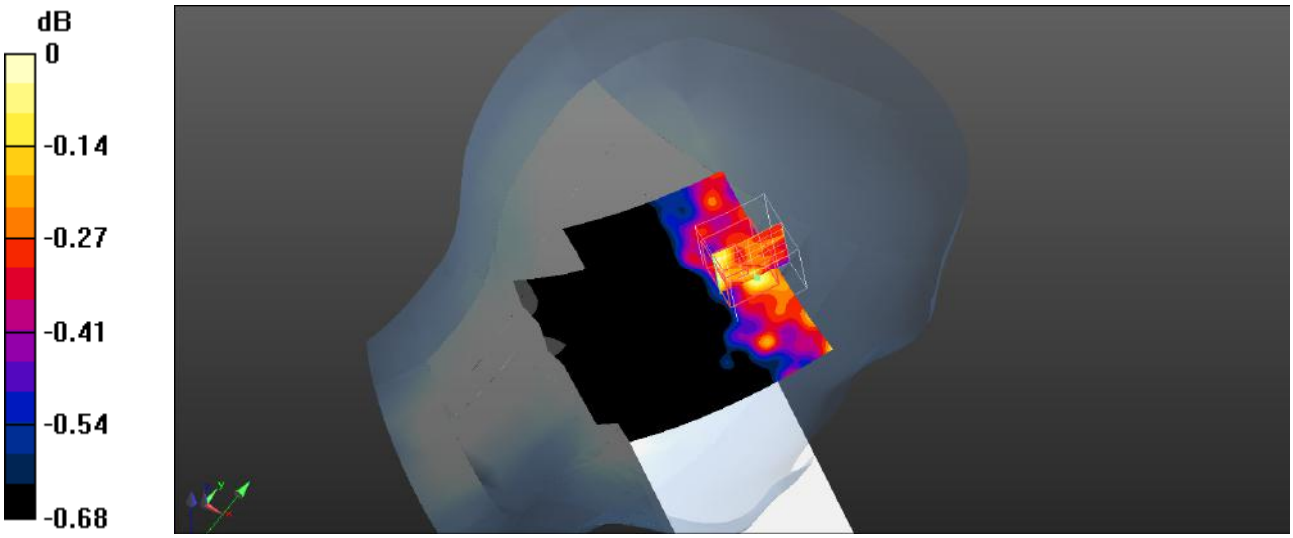

0 dB = 0.0711 W/kg = -11.48 dBW/kg

Plot 139#: 2.4Gwifi_Head Right Cheek_Low

DUT: Smart phone; Type: Power 7; Serial: SZNS220411-13280E-SA-S1

Communication System: UID 0, 2.4G DTS (0); Frequency: 2412 MHz;Duty Cycle: 1:1.01
Medium parameters used (interpolated): f = 2412 MHz; σ = 1.796 S/m; ε_r = 38.352; ρ = 1000 kg/m^3
Phantom section: Right Section

DASY5 Configuration:

- Probe: EX3DV4- SN3619; ConvF(6.69, 6.69, 6.69); Calibrated: 2021/08/25
- Sensor-Surface: 4mm (Mechanical Surface Detection)
- Electronics: DAE4 Sn1211; Calibrated: 2022/03/01
- Phantom: Twin SAM; Type: QD000P40CD; Serial: TP:1744
- Measurement SW: DASY52, Version 52.10 (4); SEMCAD X Version 14.6.14 (7501)

Head Right Cheek/WLAN 802.11g Low/Area Scan (101x101x1): Interpolated grid: dx=1.000 mm, dy=1.000 mm
Maximum value of SAR (interpolated) = 0.0603 W/kg

Head Right Cheek/WLAN 802.11g Low/Zoom Scan (7x7x7)/Cube 0: Measurement grid: dx=5mm, dy=5mm, dz=5mm
Reference Value = 4.778 V/m; Power Drift = 0.05 dB
Peak SAR (extrapolated) = 0.0940 W/kg
SAR(1 g) = 0.052 W/kg; SAR(10 g) = 0.050 W/kg
Maximum value of SAR (measured) = 0.0938 W/kg

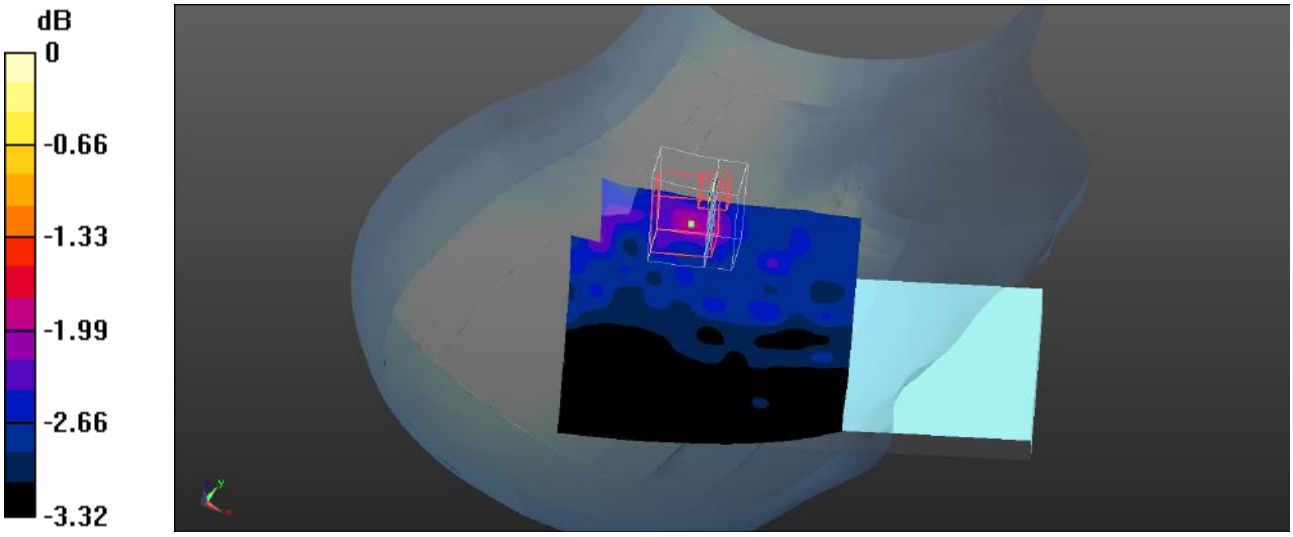

0 dB = 0.0938 W/kg = -10.28 dBW/kg

Plot 140#: 2.4Gwifi_Head Right Tilt_Low

DUT: Smart phone; Type: Power 7; Serial: SZNS220411-13280E-SA-S1

Communication System: UID 0, 2.4G DTS (0); Frequency: 2412 MHz;Duty Cycle: 1:1.01
Medium parameters used (interpolated): f = 2412 MHz; σ = 1.796 S/m; ε_r = 38.352; ρ = 1000 kg/m^3
Phantom section: Right Section

DASY5 Configuration:

- Probe: EX3DV4- SN3619; ConvF(6.69, 6.69, 6.69); Calibrated: 2021/08/25
- Sensor-Surface: 4mm (Mechanical Surface Detection)
- Electronics: DAE4 Sn1211; Calibrated: 2022/03/01
- Phantom: Twin SAM; Type: QD000P40CD; Serial: TP:1744
- Measurement SW: DASY52, Version 52.10 (4); SEMCAD X Version 14.6.14 (7501)

Head Right Tilt/WLAN 802.11b Low/Area Scan (101x101x1): Interpolated grid: dx=1.000 mm, dy=1.000 mm
Maximum value of SAR (interpolated) = 0.0660 W/kg

Head Right Tilt/WLAN 802.11b Low/Zoom Scan (7x7x7)/Cube 0: Measurement grid: dx=5mm, dy=5mm, dz=5mm
Reference Value = 5.468 V/m; Power Drift = 0.05 dB
Peak SAR (extrapolated) = 0.0620 W/kg
SAR(1 g) = 0.059 W/kg; SAR(10 g) = 0.055 W/kg
Maximum value of SAR (measured) = 0.0623 W/kg

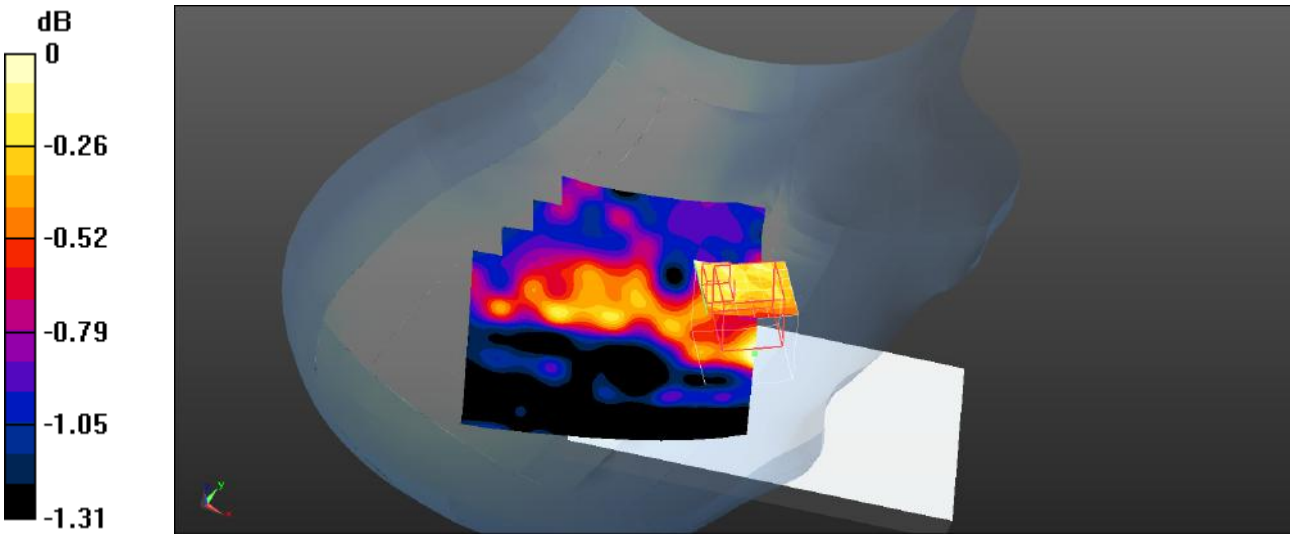

0 dB = 0.0623 W/kg = -12.06 dBW/kg

Plot 141#: 2.4Gwifi_Body Front_Low

DUT: Smart phone; Type: Power 7; Serial: SZNS220411-13280E-SA-S1

Communication System: UID 0, 2.4G DTS (0); Frequency: 2412 MHz;Duty Cycle: 1:1.01
Medium parameters used (interpolated): f = 2412 MHz; σ = 1.796 S/m; ε_r = 38.352; ρ = 1000 kg/m^3
Phantom section: Flat Section

DASY5 Configuration:

- Probe: EX3DV4- SN3619; ConvF(6.69, 6.69, 6.69); Calibrated: 2021/08/25
- Sensor-Surface: 4mm (Mechanical Surface Detection)
- Electronics: DAE4 Sn1211; Calibrated: 2022/03/01
- Phantom: Twin SAM; Type: QD000P40CD; Serial: TP:1744
- Measurement SW: DASY52, Version 52.10 (4); SEMCAD X Version 14.6.14 (7501)

Body Front/WLAN 802.11b Low/Area Scan (101x181x1): Interpolated grid: dx=1.000 mm, dy=1.000 mm
Maximum value of SAR (interpolated) = 0.0706 W/kg

Body Front/WLAN 802.11b Low/Zoom Scan (7x7x7)/Cube 0: Measurement grid: dx=5mm, dy=5mm, dz=5mm
Reference Value = 6.120 V/m; Power Drift = -0.06 dB
Peak SAR (extrapolated) = 0.0660 W/kg
SAR(1 g) = 0.064 W/kg; SAR(10 g) = 0.063 W/kg
Maximum value of SAR (measured) = 0.0662 W/kg

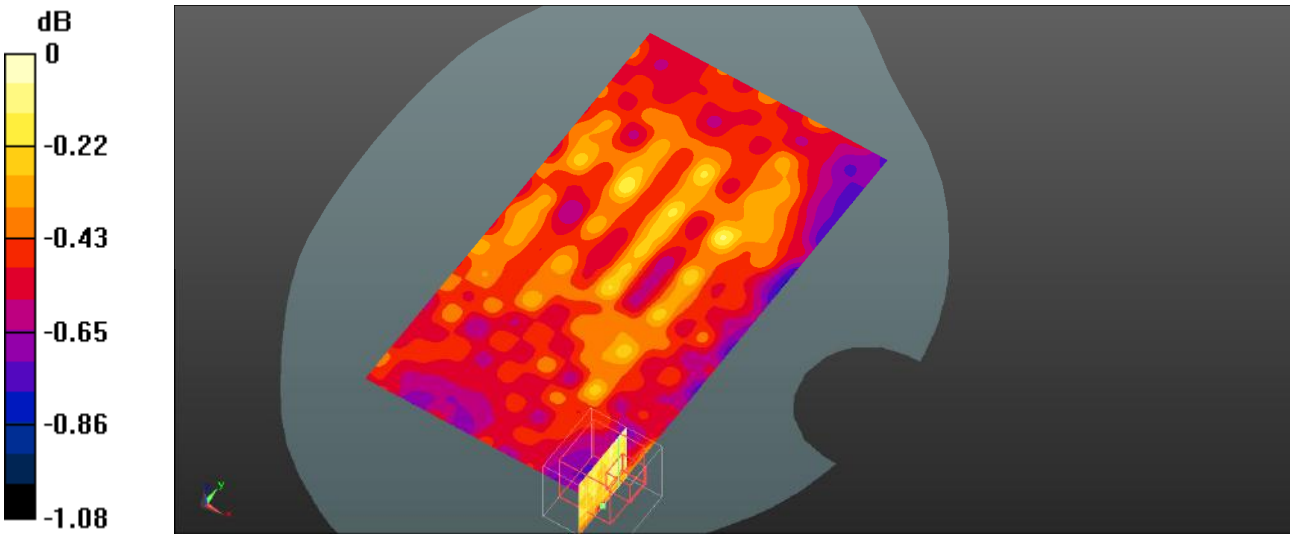

0 dB = 0.0662 W/kg = -11.79 dBW/kg

Plot 142#: 2.4Gwifi_Body Back_Low

DUT: Smart phone; Type: Power 7; Serial: SZNS220411-13280E-SA-S1

Communication System: UID 0, 2.4G DTS (0); Frequency: 2412 MHz;Duty Cycle: 1:1.01
Medium parameters used (interpolated): f = 2412 MHz; σ = 1.796 S/m; ε_r = 38.352; ρ = 1000 kg/m^3
Phantom section: Flat Section

DASY5 Configuration:

- Probe: EX3DV4- SN3619; ConvF(6.69, 6.69, 6.69); Calibrated: 2021/08/25
- Sensor-Surface: 4mm (Mechanical Surface Detection)
- Electronics: DAE4 Sn1211; Calibrated: 2022/03/01
- Phantom: Twin SAM; Type: QD000P40CD; Serial: TP:1744
- Measurement SW: DASY52, Version 52.10 (4); SEMCAD X Version 14.6.14 (7501)

Body Back/WLAN 802.11b Low/Area Scan (101x181x1): Interpolated grid: dx=1.000 mm, dy=1.000 mm
Maximum value of SAR (interpolated) = 0.0802 W/kg

Body Back/WLAN 802.11b Low/Zoom Scan (7x7x7)/Cube 0: Measurement grid: dx=5mm, dy=5mm, dz=5mm
Reference Value = 6.045 V/m; Power Drift = -0.10 dB
Peak SAR (extrapolated) = 0.0760 W/kg
SAR(1 g) = 0.072 W/kg; SAR(10 g) = 0.070 W/kg
Maximum value of SAR (measured) = 0.0762 W/kg

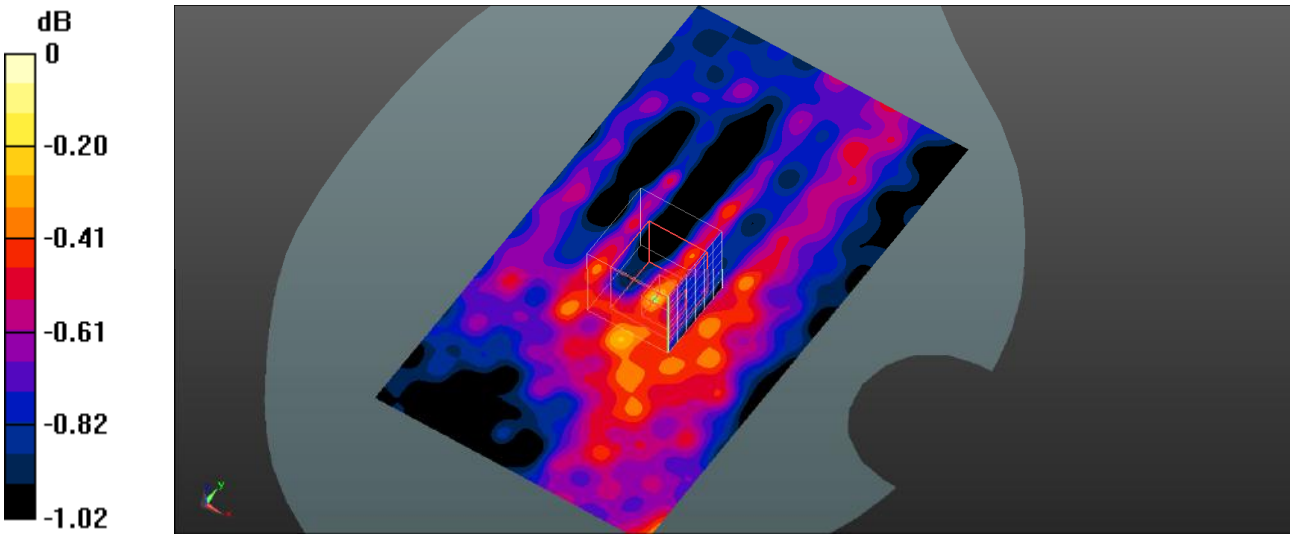

0 dB = 0.0850 W/kg = -10.71 dBW/kg

Plot 143#: 2.4Gwifi_Body Right_ Low

DUT: Smart phone; Type: Power 7; Serial: SZNS220411-13280E-SA-S1

Communication System: UID 0, 2.4G DTS (0); Frequency: 2412 MHz;Duty Cycle: 1:1.01
Medium parameters used (interpolated): f = 2412 MHz; σ = 1.796 S/m; ε_r = 38.352; ρ = 1000 kg/m^3
Phantom section: Flat Section

DASY5 Configuration:

- Probe: EX3DV4- SN3619; ConvF(6.69, 6.69, 6.69); Calibrated: 2021/08/25
- Sensor-Surface: 4mm (Mechanical Surface Detection)
- Electronics: DAE4 Sn1211; Calibrated: 2022/03/01
- Phantom: Twin SAM; Type: QD000P40CD; Serial: TP:1744
- Measurement SW: DASY52, Version 52.10 (4); SEMCAD X Version 14.6.14 (7501)

Body Right/WLAN 802.11b Low/Area Scan (71x181x1): Interpolated grid: dx=1.000 mm, dy=1.000 mm
Maximum value of SAR (interpolated) = 0.0686 W/kg

Body Right/WLAN 802.11b Low/Zoom Scan (7x7x7)/Cube 0: Measurement grid: dx=5mm, dy=5mm, dz=5mm
Reference Value = 5.997 V/m; Power Drift = -0.07 dB
Peak SAR (extrapolated) = 0.0690 W/kg
SAR(1 g) = 0.067 W/kg; SAR(10 g) = 0.065 W/kg
Maximum value of SAR (measured) = 0.0685 W/kg

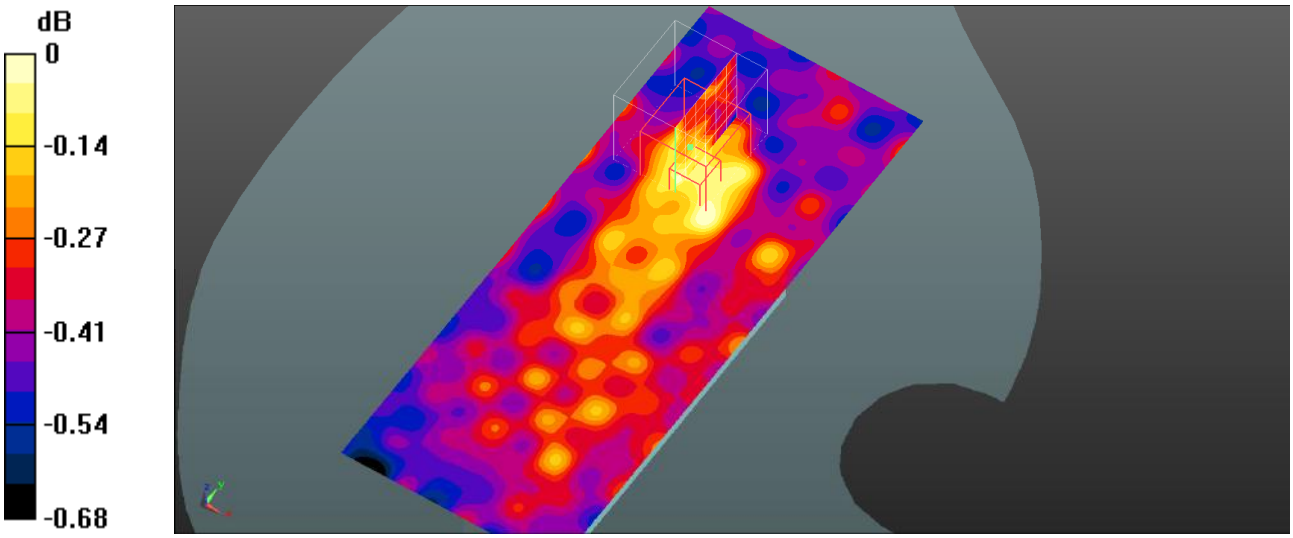

0 dB = 0.0685 W/kg = -11.64 dBW/kg

Plot 144#: 2.4Gwifi_Body Top_Low

DUT: Smart phone; Type: Power 7; Serial: SZNS220411-13280E-SA-S1

Communication System: UID 0, 2.4G DTS (0); Frequency: 2412 MHz;Duty Cycle: 1:1.01
Medium parameters used (interpolated): f = 2412 MHz; σ = 1.796 S/m; ε_r = 38.352; ρ = 1000 kg/m^3
Phantom section: Flat Section

DASY5 Configuration:

- Probe: EX3DV4- SN3619; ConvF(6.69, 6.69, 6.69); Calibrated: 2021/08/25
- Sensor-Surface: 4mm (Mechanical Surface Detection)
- Electronics: DAE4 Sn1211; Calibrated: 2022/03/01
- Phantom: Twin SAM; Type: QD000P40CD; Serial: TP:1744
- Measurement SW: DASY52, Version 52.10 (4); SEMCAD X Version 14.6.14 (7501)

Body Top/WLAN 802.11b Low/Area Scan (61x101x1): Interpolated grid: dx=1.000 mm, dy=1.000 mm
Maximum value of SAR (interpolated) = 0.0729 W/kg

Body Top/WLAN 802.11b Low/Zoom Scan (7x7x7)/Cube 0: Measurement grid: dx=5mm, dy=5mm, dz=5mm
Reference Value = 6.128 V/m; Power Drift = -0.03 dB
Peak SAR (extrapolated) = 0.0690 W/kg
SAR(1 g) = 0.066 W/kg; SAR(10 g) = 0.065 W/kg
Maximum value of SAR (measured) = 0.0689 W/kg

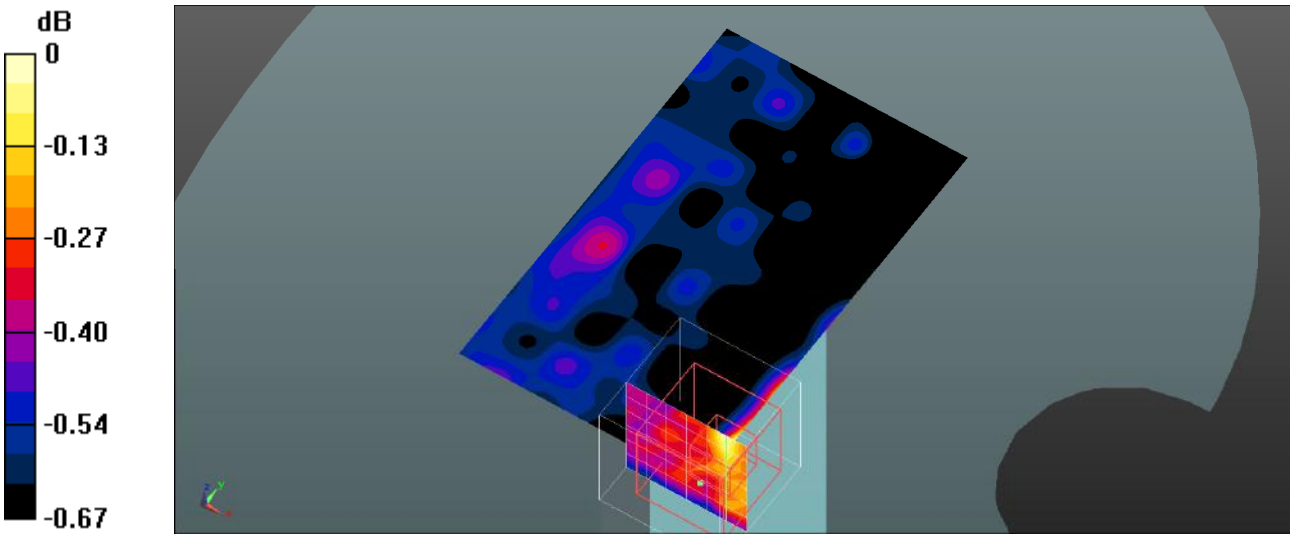

0 dB = 0.0689 W/kg = -11.62 dBW/kg

Plot 145#: 5.2Gwifi_Head Left Cheek_High

DUT: Smart phone; Type: Power 7; Serial: SZNS220411-13280E-SA-S1

Communication System: UID 0, 5.2G WiFi (0); Frequency: 5240 MHz;Duty Cycle: 1:1.11
Medium parameters used (interpolated): f = 5240 MHz; σ = 4.678 S/m; ε_r = 35.383; ρ = 1000 kg/m^3
Phantom section: Left Section

DASY5 Configuration:

- Probe: EX3DV4- SN3619; ConvF(4.37, 4.37, 4.37); Calibrated: 2021/08/25
- Sensor-Surface: 4mm (Mechanical Surface Detection)
- Electronics: DAE4 Sn1211; Calibrated: 2022/03/01
- Phantom: Twin SAM; Type: QD000P40CD; Serial: TP:1744
- Measurement SW: DASY52, Version 52.10 (4); SEMCAD X Version 14.6.14 (7501)

Head Left Cheek/WLAN 5.2G 802.11a High/Area Scan (101x101x1): Interpolated grid: dx=1.000 mm, dy=1.000 mm
Maximum value of SAR (interpolated) = 0.609 W/kg

Head Left Cheek/WLAN 5.2G 802.11a High/Zoom Scan (8x8x12)/Cube 0: Measurement grid: dx=4mm, dy=4mm, dz=2mm
Reference Value = 8.454 V/m; Power Drift = -0.04 dB
Peak SAR (extrapolated) = 1.03 W/kg
SAR(1 g) = 0.403 W/kg; SAR(10 g) = 0.280 W/kg
Maximum value of SAR (measured) = 0.58 W/kg

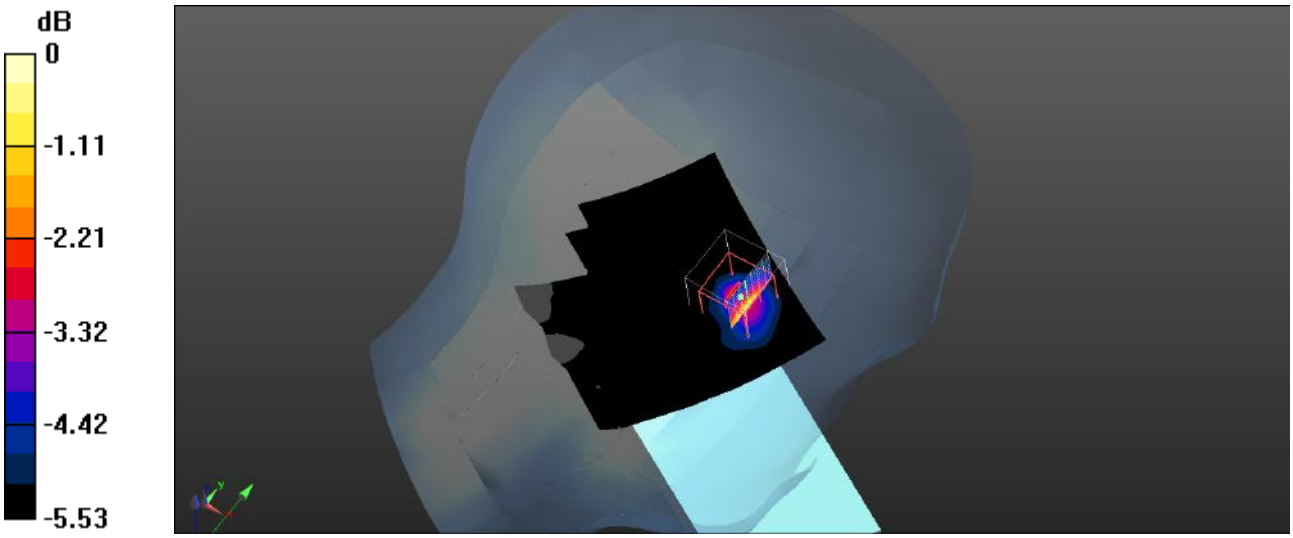

0 dB = 0.58 W/kg = -2.37 dBW/kg

Plot 146#: 5.2Gwifi_Head Left Tilt_High

DUT: Smart phone; Type: Power 7; Serial: SZNS220411-13280E-SA-S1

Communication System: UID 0, 5.2G WiFi (0); Frequency: 5240 MHz;Duty Cycle: 1:1.11
Medium parameters used (interpolated): f = 5240 MHz; σ = 4.678 S/m; ε_r = 35.383; ρ = 1000 kg/m^3
Phantom section: Left Section

DASY5 Configuration:

- Probe: EX3DV4- SN3619; ConvF(4.37, 4.37, 4.37); Calibrated: 2021/08/25
- Sensor-Surface: 4mm (Mechanical Surface Detection)
- Electronics: DAE4 Sn1211; Calibrated: 2022/03/01
- Phantom: Twin SAM; Type: QD000P40CD; Serial: TP:1744
- Measurement SW: DASY52, Version 52.10 (4); SEMCAD X Version 14.6.14 (7501)

Head Left Tilt/WLAN 5.2G 802.11a High/Area Scan (101x101x1): Interpolated grid: dx=1.000 mm, dy=1.000 mm
Maximum value of SAR (interpolated) = 0.423 W/kg

Head Left Tilt/WLAN 5.2G 802.11a High/Zoom Scan (8x8x12)/Cube 0: Measurement grid: dx=4mm, dy=4mm, dz=2mm
Reference Value = 10.16 V/m; Power Drift = -0.04 dB
Peak SAR (extrapolated) = 0.93 W/kg
SAR(1 g) = 0.305 W/kg; SAR(10 g) = 0.167 W/kg
Maximum value of SAR (measured) = 0.505 W/kg



0 dB = 0.505 W/kg = -2.97 dBW/kg

Plot 147#: 5.2Gwifi_Head Right Cheek_High

DUT: Smart phone; Type: Power 7; Serial: SZNS220411-13280E-SA-S1

Communication System: UID 0, 5.2G WiFi (0); Frequency: 5240 MHz;Duty Cycle: 1:1.11
Medium parameters used (interpolated): f = 5240 MHz; σ = 4.678 S/m; ε_r = 35.383; ρ = 1000 kg/m^3
Phantom section: Right Section

DASY5 Configuration:

- Probe: EX3DV4- SN3619; ConvF(4.37, 4.37, 4.37); Calibrated: 2021/08/25
- Sensor-Surface: 4mm (Mechanical Surface Detection)
- Electronics: DAE4 Sn1211; Calibrated: 2022/03/01
- Phantom: Twin SAM; Type: QD000P40CD; Serial: TP:1744
- Measurement SW: DASY52, Version 52.10 (4); SEMCAD X Version 14.6.14 (7501)

Head Right Cheek/WLAN 5.2G 802.11a High/Area Scan (101x101x1): Interpolated grid: dx=1.000 mm, dy=1.000 mm
Maximum value of SAR (interpolated) = 0.290 W/kg

Head Right Cheek/WLAN 5.2G 802.11a High/Zoom Scan (8x8x12)/Cube 0: Measurement grid: dx=4mm, dy=4mm, dz=2mm
Reference Value = 7.952 V/m; Power Drift = -0.05 dB
Peak SAR (extrapolated) = 0.383 W/kg
SAR(1 g) = 0.166 W/kg; SAR(10 g) = 0.094
Maximum value of SAR (measured) = 0.383 W/kg

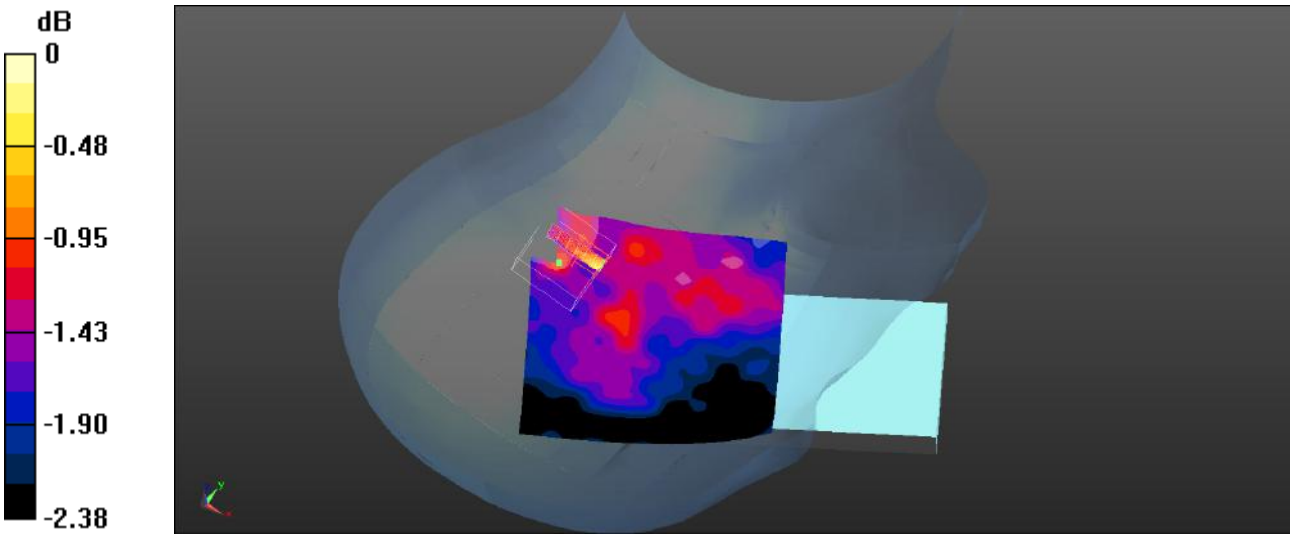

0 dB = 0.383 W/kg = -4.17 dBW/kg

Plot 148#: 5.2Gwifi_Head Right Tilt_High

DUT: Smart phone; Type: Power 7; Serial: SZNS220411-13280E-SA-S1

Communication System: UID 0, 5.2G WiFi (0); Frequency: 5240 MHz;Duty Cycle: 1:1.11
Medium parameters used (interpolated): f = 5240 MHz; σ = 4.678 S/m; ε_r = 35.383; ρ = 1000 kg/m^3
Phantom section: Right Section

DASY5 Configuration:

- Probe: EX3DV4- SN3619; ConvF(4.37, 4.37, 4.37); Calibrated: 2021/08/25
- Sensor-Surface: 4mm (Mechanical Surface Detection)
- Electronics: DAE4 Sn1211; Calibrated: 2022/03/01
- Phantom: Twin SAM; Type: QD000P40CD; Serial: TP:1744
- Measurement SW: DASY52, Version 52.10 (4); SEMCAD X Version 14.6.14 (7501)

Head Right Tilt/WLAN 5.2G 802.11a High/Area Scan (101x101x1): Interpolated grid: dx=1.000 mm, dy=1.000 mm
Maximum value of SAR (interpolated) = 0.257 W/kg

Head Right Tilt/WLAN 5.2G 802.11a High/Zoom Scan (8x8x12)/Cube 0: Measurement grid: dx=4mm, dy=4mm, dz=2mm
Reference Value = 7.302 V/m; Power Drift = 0.16 dB
Peak SAR (extrapolated) = 0.304 W/kg
SAR(1 g) = 0.186 W/kg; SAR(10 g) = 0.109 W/kg
Maximum value of SAR (measured) = 0.304 W/kg

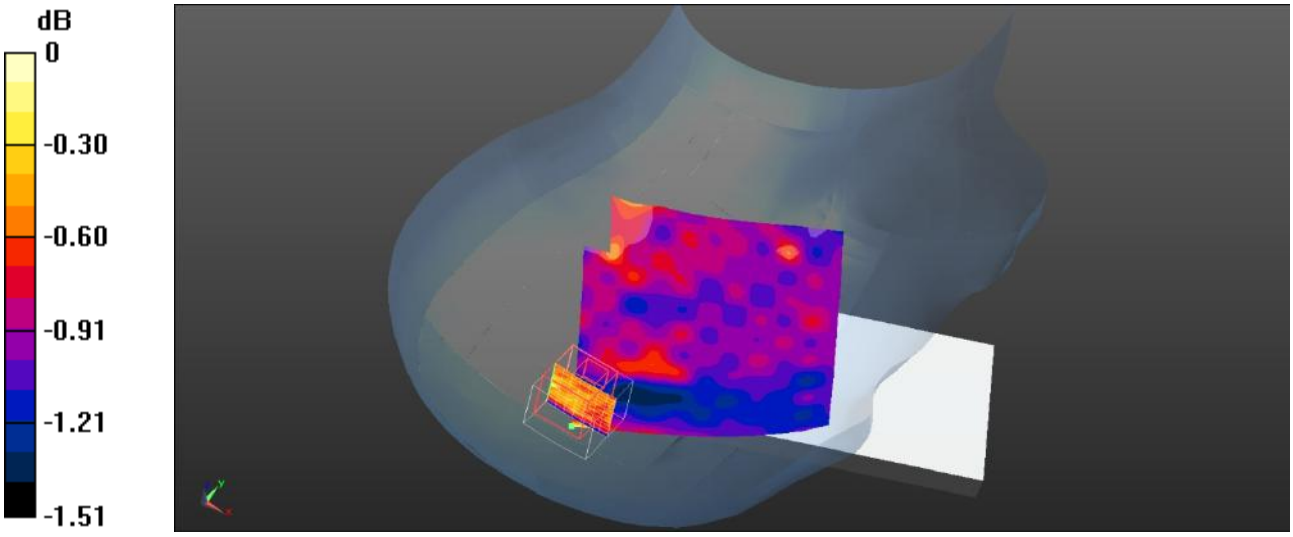

0 dB = 0.304 W/kg = -5.17 dBW/kg

Plot 149#: 5.2Gwifi_Body Front_High

DUT: Smart phone; Type: Power 7; Serial: SZNS220411-13280E-SA-S1

Communication System: UID 0, 5.2G WiFi (0); Frequency: 5240 MHz;Duty Cycle: 1:1.11
Medium parameters used (interpolated): f = 5240 MHz; σ = 4.678 S/m; ε_r = 35.383; ρ = 1000 kg/m^3
Phantom section: Flat Section

DASY5 Configuration:

- Probe: EX3DV4- SN3619; ConvF(4.37, 4.37, 4.37); Calibrated: 2021/08/25
- Sensor-Surface: 4mm (Mechanical Surface Detection)
- Electronics: DAE4 Sn1211; Calibrated: 2022/03/01
- Phantom: Twin SAM; Type: QD000P40CD; Serial: TP:1744
- Measurement SW: DASY52, Version 52.10 (4); SEMCAD X Version 14.6.14 (7501)

Body Front/WLAN 5.2G 802.11a High/Area Scan (101x101x1): Interpolated grid: dx=1.000 mm, dy=1.000 mm
Maximum value of SAR (interpolated) = 0.369 W/kg

Body Front/WLAN 5.2G 802.11a High/Zoom Scan (8x8x12)/Cube 0: Measurement grid: dx=4mm, dy=4mm, dz=2mm
Reference Value = 8.686 V/m; Power Drift = 0.07 dB
Peak SAR (extrapolated) = 0.421 W/kg
SAR(1 g) = 0.361 W/kg; SAR(10 g) = 0.385 W/kg
Maximum value of SAR (measured) = 0.421 W/kg

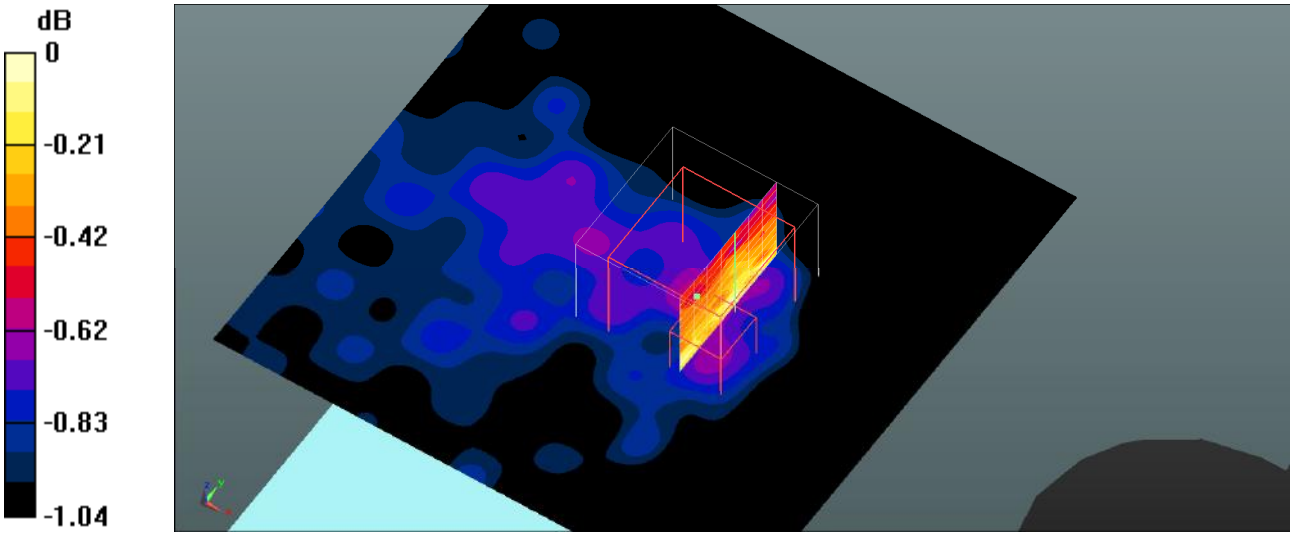

0 dB = 0.421 W/kg = -3.76 dBW/kg

Plot 150#: 5.2Gwifi_Body Back_High

DUT: Smart phone; Type: Power 7; Serial: SZNS220411-13280E-SA-S1

Communication System: UID 0, 5.2G WiFi (0); Frequency: 5240 MHz;Duty Cycle: 1:1.11
Medium parameters used (interpolated): f = 5240 MHz; σ = 4.678 S/m; ε_r = 35.383; ρ = 1000 kg/m^3
Phantom section: Flat Section

DASY5 Configuration:

- Probe: EX3DV4- SN3619; ConvF(4.37, 4.37, 4.37); Calibrated: 2021/08/25
- Sensor-Surface: 4mm (Mechanical Surface Detection)
- Electronics: DAE4 Sn1211; Calibrated: 2022/03/01
- Phantom: Twin SAM; Type: QD000P40CD; Serial: TP:1744
- Measurement SW: DASY52, Version 52.10 (4); SEMCAD X Version 14.6.14 (7501)

Body Back/WLAN 5.2G 802.11a High/Area Scan (101x101x1): Interpolated grid: dx=1.000 mm, dy=1.000 mm
Maximum value of SAR (interpolated) = 0.278 W/kg

Body Back/WLAN 5.2G 802.11a High/Zoom Scan (8x8x12)/Cube 0: Measurement grid: dx=4mm, dy=4mm, dz=2mm
Reference Value = 8.679 V/m; Power Drift = -0.02 dB
Peak SAR (extrapolated) = 0.420 W/kg
SAR(1 g) = 0.147 W/kg; SAR(10 g) = 0.098 W/kg
Maximum value of SAR (measured) = 0.318 W/kg

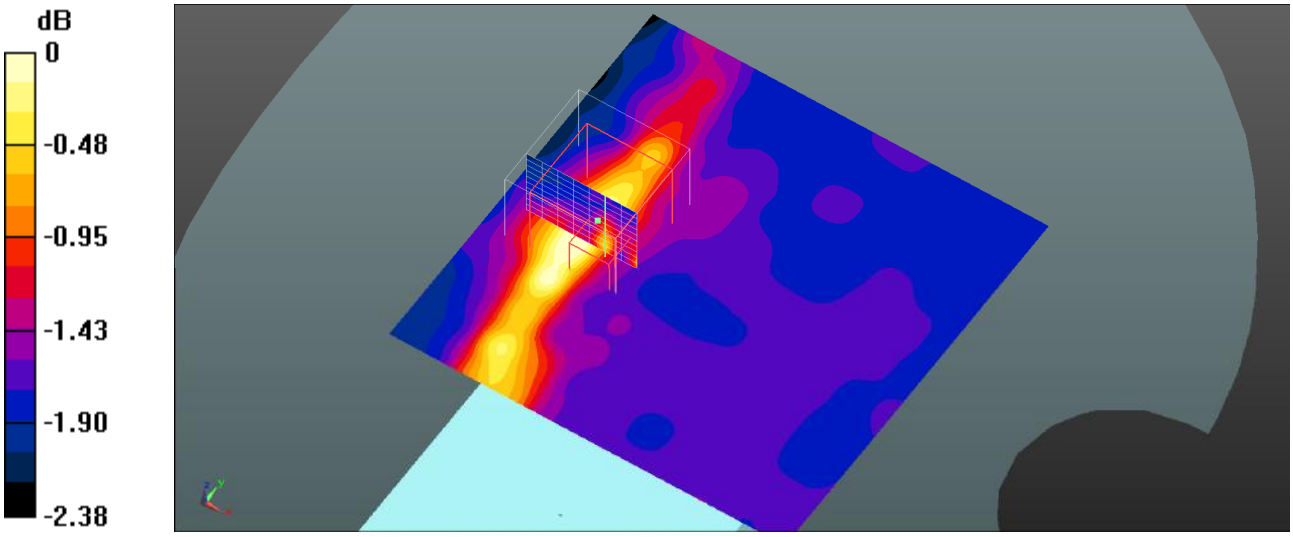

0 dB = 0.318 W/kg = -4.98 dBW/kg

Plot 151#: 5.2Gwifi_Body Right_High

DUT: Smart phone; Type: Power 7; Serial: SZNS220411-13280E-SA-S1

Communication System: UID 0, 5.2G WiFi (0); Frequency: 5240 MHz;Duty Cycle: 1:1.11
Medium parameters used (interpolated): f = 5240 MHz; σ = 4.678 S/m; ε_r = 35.383; ρ = 1000 kg/m^3
Phantom section: Flat Section

DASY5 Configuration:

- Probe: EX3DV4- SN3619; ConvF(4.37, 4.37, 4.37); Calibrated: 2021/08/25
- Sensor-Surface: 4mm (Mechanical Surface Detection)
- Electronics: DAE4 Sn1211; Calibrated: 2022/03/01
- Phantom: Twin SAM; Type: QD000P40CD; Serial: TP:1744
- Measurement SW: DASY52, Version 52.10 (4); SEMCAD X Version 14.6.14 (7501)

Body Right/WLAN 5.2G 802.11a High/Area Scan (101x101x1): Interpolated grid: dx=1.000 mm, dy=1.000 mm
Maximum value of SAR (interpolated) = 0.312 W/kg

Body Right/WLAN 5.2G 802.11a High/Zoom Scan (8x8x16)/Cube 0: Measurement grid: dx=4mm, dy=4mm, dz=2mm
Reference Value = 6.863 V/m; Power Drift = -0.05 dB
Peak SAR (extrapolated) = 0.299 W/kg
SAR(1 g) = 0.234 W/kg; SAR(10 g) = 0.223 W/kg
Maximum value of SAR (measured) = 0.292 W/kg

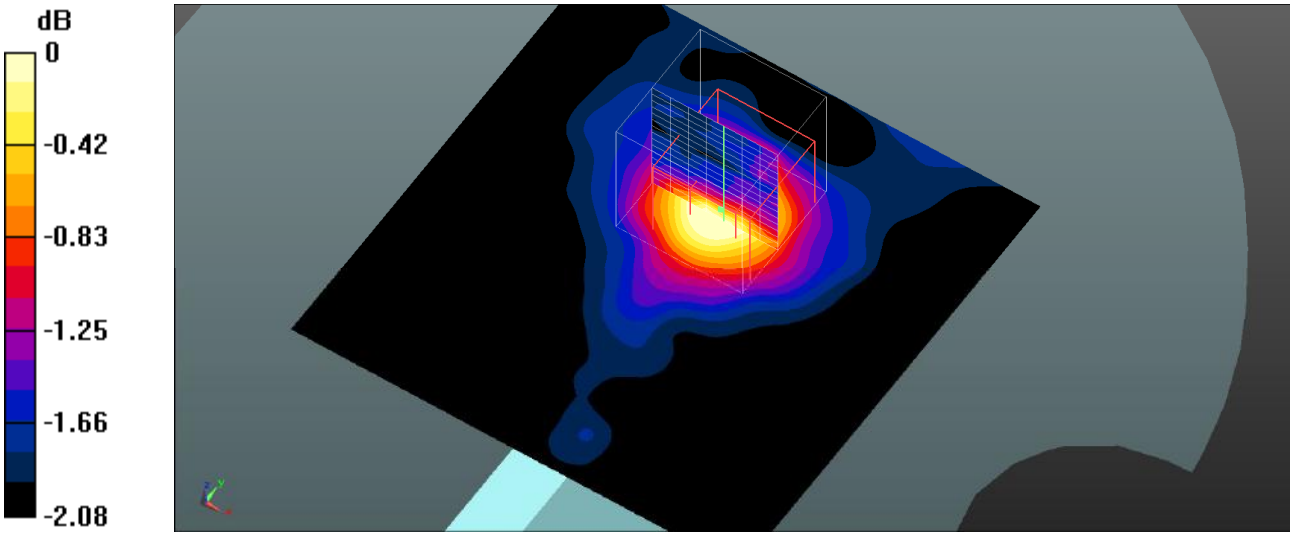

0 dB = 0.292 W/kg = -5.35 dBW/kg

Plot 152#: 5.2Gwifi_Body Top_High

DUT: Smart phone; Type: Power 7; Serial: SZNS220411-13280E-SA-S1

Communication System: UID 0, 5.2G WiFi (0); Frequency: 5240 MHz;Duty Cycle: 1:1.11
Medium parameters used (interpolated): f = 5240 MHz; σ = 4.678 S/m; ε_r = 35.383; ρ = 1000 kg/m^3
Phantom section: Flat Section

DASY5 Configuration:

- Probe: EX3DV4- SN3619; ConvF(4.37, 4.37, 4.37); Calibrated: 2021/08/25
- Sensor-Surface: 4mm (Mechanical Surface Detection)
- Electronics: DAE4 Sn1211; Calibrated: 2022/03/01
- Phantom: Twin SAM; Type: QD000P40CD; Serial: TP:1744
- Measurement SW: DASY52, Version 52.10 (4); SEMCAD X Version 14.6.14 (7501)

Body Top/WLAN 5.2G 802.11a High/Area Scan (91x101x1): Interpolated grid: dx=1.000 mm, dy=1.000 mm
Maximum value of SAR (interpolated) = 0.664 W/kg

Body Top/WLAN 5.2G 802.11a High/Zoom Scan (8x8x12)/Cube 0: Measurement grid: dx=4mm, dy=4mm, dz=2mm
Reference Value = 6.961 V/m; Power Drift = -0.12 dB
Peak SAR (extrapolated) = 0.737 W/kg
SAR(1 g) = 0.368 W/kg; SAR(10 g) = 0.261 W/kg
Maximum value of SAR (measured) = 0.556 W/kg

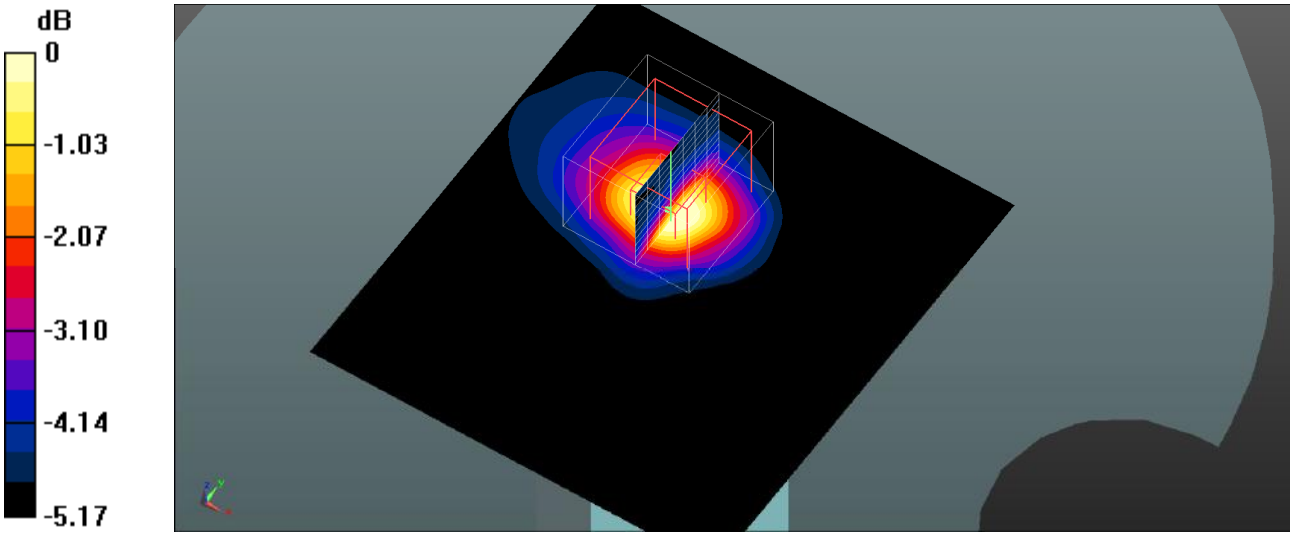

0 dB = 0.556 W/kg = -2.55 dBW/kg

Plot 153#: 5.8Gwifi_Head Left Cheek_Low

DUT: Smart phone; Type: Power 7; Serial: SZNS220411-13280E-SA-S1

Communication System: UID 0, 5.8G Wi-Fi (0); Frequency: 5745 MHz;Duty Cycle: 1:1.11
Medium parameters used (interpolated): f = 5745 MHz; σ = 5.189 S/m; ε_r = 34.52; ρ = 1000 kg/m^3
Phantom section: Left Section

DASY5 Configuration:

- Probe: EX3DV4- SN3619; ConvF(3.93, 3.93, 3.93); Calibrated: 2021/08/25
- Sensor-Surface: 4mm (Mechanical Surface Detection)
- Electronics: DAE4 Sn1211; Calibrated: 2022/03/01
- Phantom: Twin SAM; Type: QD000P40CD; Serial: TP:1744
- Measurement SW: DASY52, Version 52.10 (4); SEMCAD X Version 14.6.14 (7501)

Head Left Cheek/WLAN 5.8G 802.11a Low/Area Scan (101x101x1): Interpolated grid: dx=1.000 mm, dy=1.000 mm
Maximum value of SAR (interpolated) = 0.884 W/kg

Head Left Cheek/WLAN 5.8G 802.11a Low/Zoom Scan (8x8x12)/Cube 0: Measurement grid: dx=4mm, dy=4mm, dz=2mm
Reference Value = 8.328 V/m; Power Drift = -0.05 dB
Peak SAR (extrapolated) = 0.98 W/kg
SAR(1 g) = 0.491 W/kg; SAR(10 g) = 0.276 W/kg
Maximum value of SAR (measured) = 0.77 W/kg

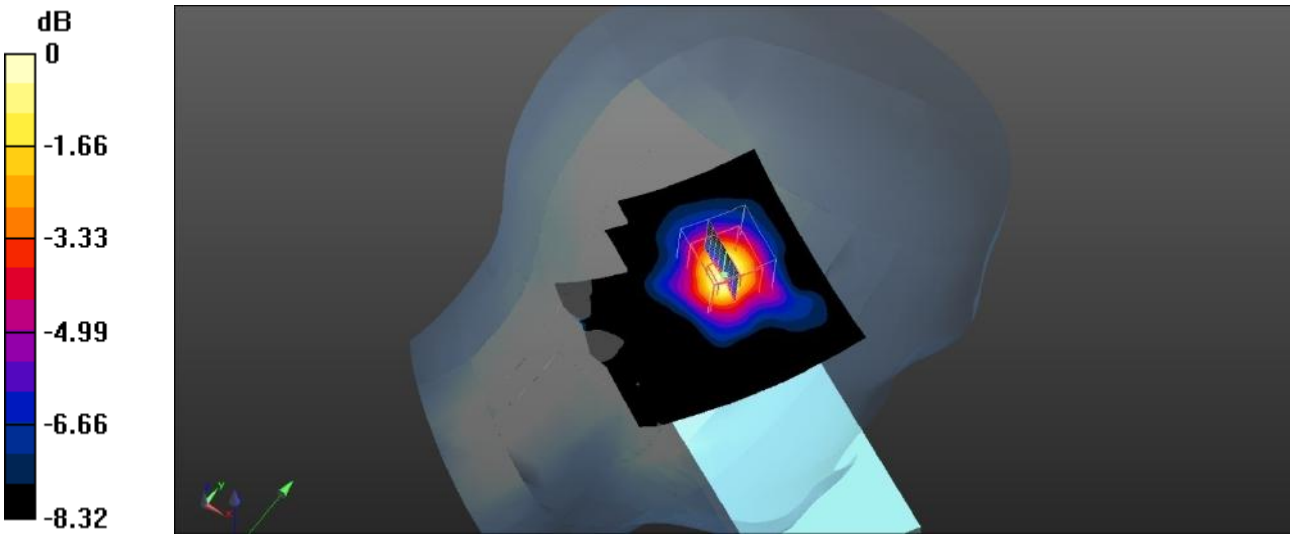

0 dB = 0.77 W/kg = -1.14 dBW/kg

Plot 154#: 5.8Gwifi_Head Left Tilt_Low

DUT: Smart phone; Type: Power 7; Serial: SZNS220411-13280E-SA-S1

Communication System: UID 0, 5.8G Wi-Fi (0); Frequency: 5745 MHz;Duty Cycle: 1:1.11
Medium parameters used (interpolated): f = 5745 MHz; σ = 5.189 S/m; ε_r = 34.52; ρ = 1000 kg/m^3
Phantom section: Left Section

DASY5 Configuration:

- Probe: EX3DV4- SN3619; ConvF(3.93, 3.93, 3.93); Calibrated: 2021/08/25
- Sensor-Surface: 4mm (Mechanical Surface Detection)
- Electronics: DAE4 Sn1211; Calibrated: 2022/03/01
- Phantom: Twin SAM; Type: QD000P40CD; Serial: TP:1744
- Measurement SW: DASY52, Version 52.10 (4); SEMCAD X Version 14.6.14 (7501)

Head Left Tilt/WLAN 5.8G 802.11a Low/Area Scan (101x101x1): Interpolated grid: dx=1.000 mm, dy=1.000 mm
Maximum value of SAR (interpolated) = 0.193 W/kg

Head Left Tilt/WLAN 5.8G 802.11a Low/Zoom Scan (8x8x12)/Cube 0: Measurement grid: dx=4mm, dy=4mm, dz=2mm
Reference Value = 5.938 V/m; Power Drift = -0.02 dB
Peak SAR (extrapolated) = 0.229 W/kg
SAR(1 g) = 0.193 W/kg; SAR(10 g) = 0.178 W/kg
Maximum value of SAR (measured) = 0.229 W/kg

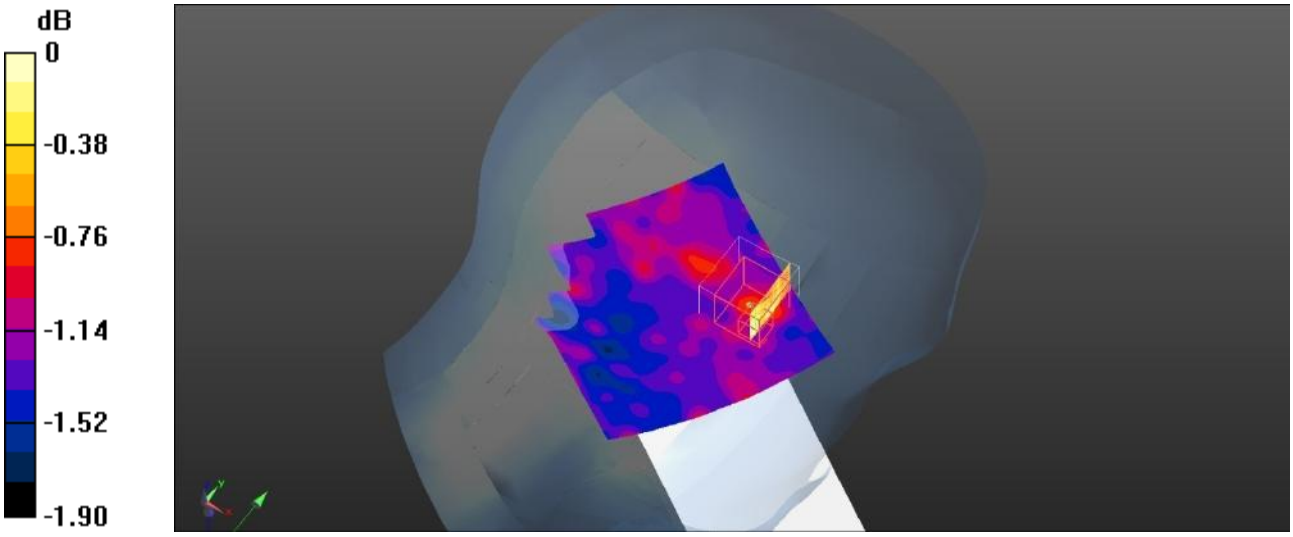

0 dB = 0.229 W/kg = -6.40 dBW/kg

Plot 155#: 5.8Gwifi_Head Right Cheek_Low

DUT: Smart phone; Type: Power 7; Serial: SZNS220411-13280E-SA-S1

Communication System: UID 0, 5.8G Wi-Fi (0); Frequency: 5745 MHz;Duty Cycle: 1:1.11
Medium parameters used (interpolated): f = 5745 MHz; σ = 5.189 S/m; ε_r = 34.52; ρ = 1000 kg/m^3
Phantom section: Right Section

DASY5 Configuration:

- Probe: EX3DV4- SN3619; ConvF(3.93, 3.93, 3.93); Calibrated: 2021/08/25
- Sensor-Surface: 4mm (Mechanical Surface Detection)
- Electronics: DAE4 Sn1211; Calibrated: 2022/03/01
- Phantom: Twin SAM; Type: QD000P40CD; Serial: TP:1744
- Measurement SW: DASY52, Version 52.10 (4); SEMCAD X Version 14.6.14 (7501)

Head Right Cheek/WLAN 5.8G 802.11a Low/Area Scan (101x101x1): Interpolated grid: dx=1.000 mm, dy=1.000 mm
Maximum value of SAR (interpolated) = 0.390 W/kg

Head Right Cheek/WLAN 5.8G 802.11a Low/Zoom Scan (8x8x12)/Cube 0: Measurement grid: dx=4mm, dy=4mm, dz=2mm
Reference Value = 8.522 V/m; Power Drift = -0.07 dB
Peak SAR (extrapolated) = 0.431 W/kg
SAR(1 g) = 0.189 W/kg; SAR(10 g) = 0.113 W/kg
Maximum value of SAR (measured) = 0.329 W/kg

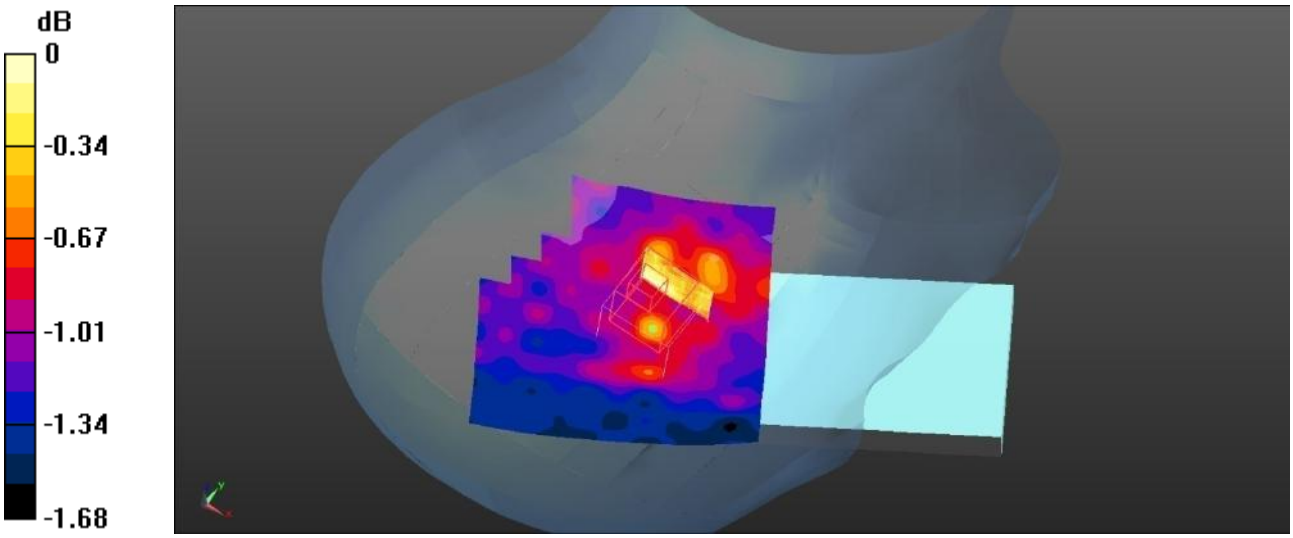

0 dB = 0.329 W/kg = -4.83 dBW/kg

Plot 156#: 5.8Gwifi_Head Right Tilt_Low

DUT: Smart phone; Type: Power 7; Serial: SZNS220411-13280E-SA-S1

Communication System: UID 0, 5.8G Wi-Fi (0); Frequency: 5745 MHz;Duty Cycle: 1:1.11
Medium parameters used (interpolated): f = 5745 MHz; σ = 5.189 S/m; ε_r = 34.52; ρ = 1000 kg/m^3
Phantom section: Right Section

DASY5 Configuration:

- Probe: EX3DV4- SN3619; ConvF(3.93, 3.93, 3.93); Calibrated: 2021/08/25
- Sensor-Surface: 4mm (Mechanical Surface Detection)
- Electronics: DAE4 Sn1211; Calibrated: 2022/03/01
- Phantom: Twin SAM; Type: QD000P40CD; Serial: TP:1744
- Measurement SW: DASY52, Version 52.10 (4); SEMCAD X Version 14.6.14 (7501)

Head Right Tilt/WLAN 5.8G 802.11a Low/Area Scan (101x101x1): Interpolated grid: dx=1.000 mm, dy=1.000 mm
Maximum value of SAR (interpolated) = 0.269 W/kg

Head Right Tilt/WLAN 5.8G 802.11a Low/Zoom Scan (8x8x12)/Cube 0: Measurement grid: dx=4mm, dy=4mm, dz=2mm
Reference Value = 8.810 V/m; Power Drift = 0.07 dB
Peak SAR (extrapolated) = 0.350 W/kg
SAR(1 g) = 0.174 W/kg; SAR(10 g) = 0.097 W/kg
Maximum value of SAR (measured) = 0.250 W/kg

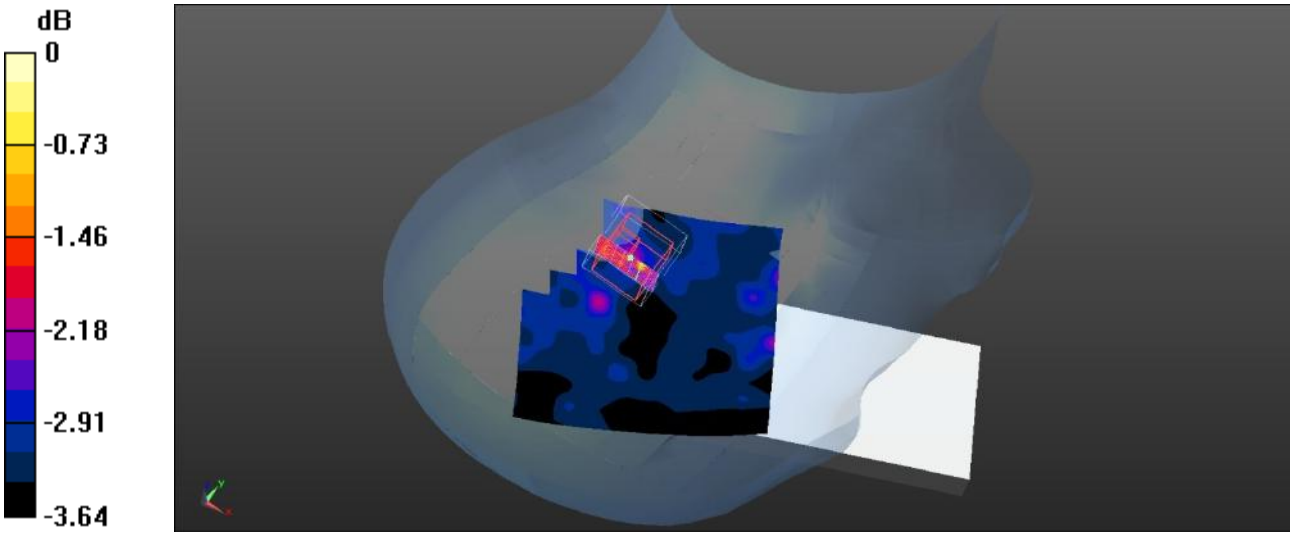

0 dB = 0.250 W/kg = -6.02 dBW/kg

Plot 157#: 5.8Gwifi_Body Front_Low

DUT: Smart phone; Type: Power 7; Serial: SZNS220411-13280E-SA-S1

Communication System: UID 0, 5.8G Wi-Fi (0); Frequency: 5745 MHz;Duty Cycle: 1:1.11
Medium parameters used (interpolated): f = 5745 MHz; σ = 5.189 S/m; ε_r = 34.52; ρ = 1000 kg/m^3
Phantom section: Flat Section

DASY5 Configuration:

- Probe: EX3DV4- SN3619; ConvF(3.93, 3.93, 3.93); Calibrated: 2021/08/25
- Sensor-Surface: 4mm (Mechanical Surface Detection)
- Electronics: DAE4 Sn1211; Calibrated: 2022/03/01
- Phantom: Twin SAM; Type: QD000P40CD; Serial: TP:1744
- Measurement SW: DASY52, Version 52.10 (4); SEMCAD X Version 14.6.14 (7501)

Body Front/WLAN 5.8G 802.11a Low/Area Scan (101x121x1): Interpolated grid: dx=1.000 mm, dy=1.000 mm
Maximum value of SAR (interpolated) = 0.311 W/kg

Body Front/WLAN 5.8G 802.11a Low/Zoom Scan (8x8x12)/Cube 0: Measurement grid: dx=4mm, dy=4mm, dz=2mm
Reference Value = 6.091 V/m; Power Drift = 0.03 dB
Peak SAR (extrapolated) = 0.384 W/kg
SAR(1 g) = 0.243 W/kg; SAR(10 g) = 0.189 W/kg
Maximum value of SAR (measured) = 0.384 W/kg

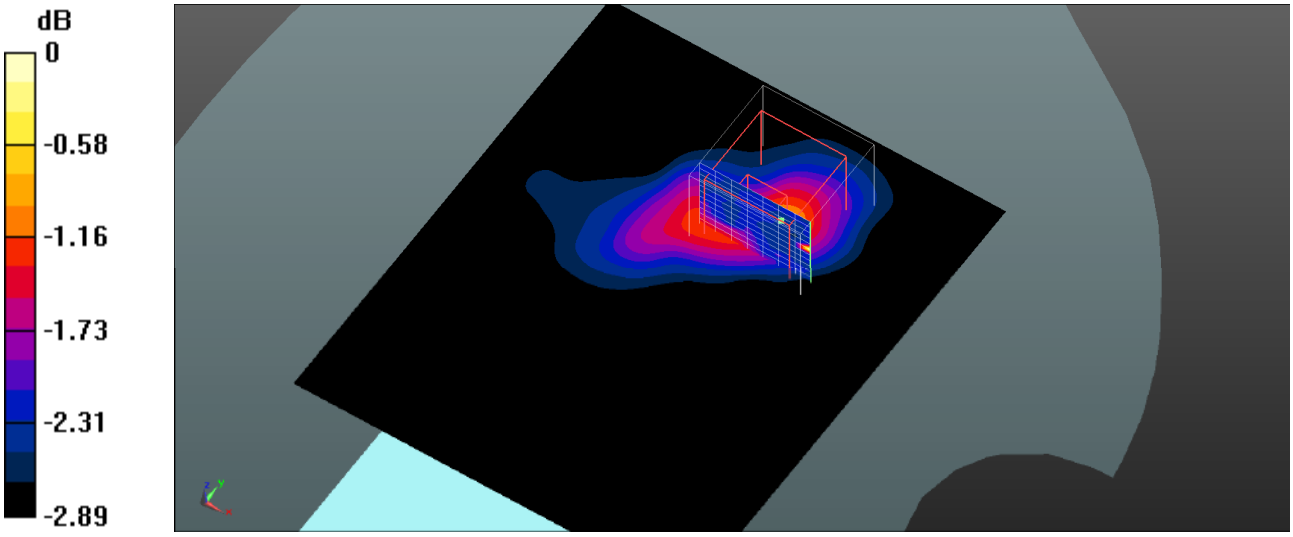

0 dB = 0.384 W/kg = -4.16 dBW/kg

Plot 158#: 5.8Gwifi_Body Back_Low

DUT: Smart phone; Type: Power 7; Serial: SZNS220411-13280E-SA-S1

Communication System: UID 0, 5.8G Wi-Fi (0); Frequency: 5745 MHz;Duty Cycle: 1:1.11
Medium parameters used (interpolated): f = 5745 MHz; σ = 5.189 S/m; ε_r = 34.52; ρ = 1000 kg/m^3
Phantom section: Flat Section

DASY5 Configuration:

- Probe: EX3DV4- SN3619; ConvF(3.93, 3.93, 3.93); Calibrated: 2021/08/25
- Sensor-Surface: 4mm (Mechanical Surface Detection)
- Electronics: DAE4 Sn1211; Calibrated: 2022/03/01
- Phantom: Twin SAM; Type: QD000P40CD; Serial: TP:1744
- Measurement SW: DASY52, Version 52.10 (4); SEMCAD X Version 14.6.14 (7501)

Body Back/WLAN 5.8G 802.11a Low/Area Scan (101x121x1): Interpolated grid: dx=1.000 mm, dy=1.000 mm
Maximum value of SAR (interpolated) = 0.54 W/kg

Body Back/WLAN 5.8G 802.11a Low/Zoom Scan (8x8x12)/Cube 0: Measurement grid: dx=4mm, dy=4mm, dz=2mm
Reference Value = 5.980 V/m; Power Drift = 0.02 dB
Peak SAR (extrapolated) = 0.516 W/kg
SAR(1 g) = 0.332 W/kg; SAR(10 g) = 0.178 W/kg
Maximum value of SAR (measured) = 0.514 W/kg

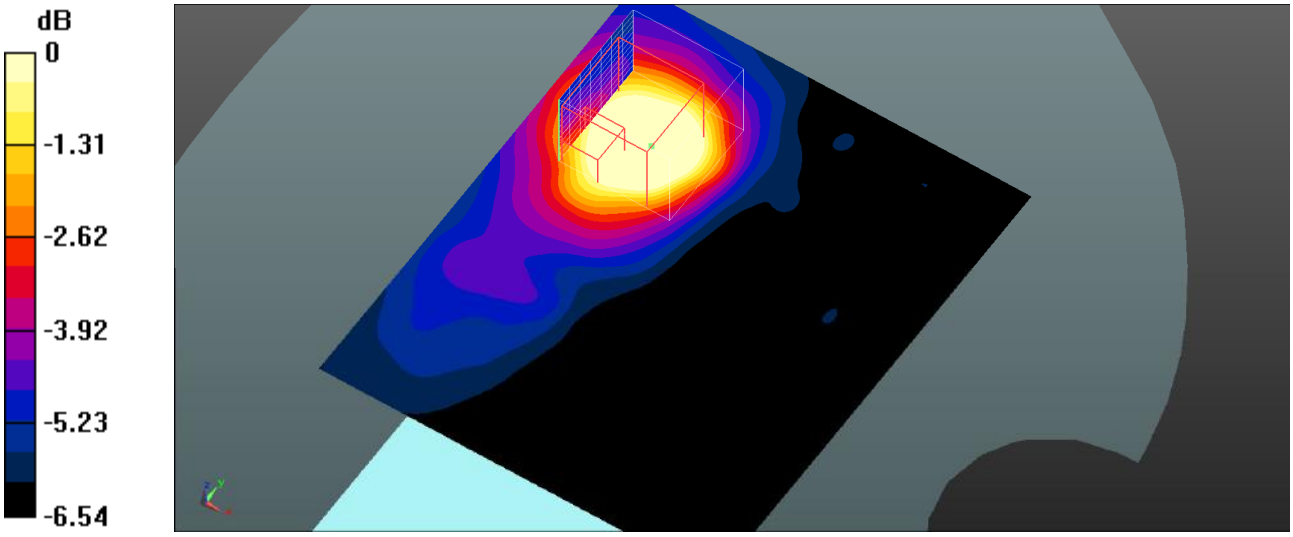

0 dB = 0.754 W/kg = -1.23 dBW/kg

Plot 159#: 5.8Gwifi_Body Right_Low

DUT: Smart phone; Type: Power 7; Serial: SZNS220411-13280E-SA-S1

Communication System: UID 0, 5.8G Wi-Fi (0); Frequency: 5745 MHz;Duty Cycle: 1:1.11
Medium parameters used (interpolated): f = 5745 MHz; σ = 5.189 S/m; ε_r = 34.52; ρ = 1000 kg/m^3
Phantom section: Flat Section

DASY5 Configuration:

- Probe: EX3DV4- SN3619; ConvF(3.93, 3.93, 3.93); Calibrated: 2021/08/25
- Sensor-Surface: 4mm (Mechanical Surface Detection)
- Electronics: DAE4 Sn1211; Calibrated: 2022/03/01
- Phantom: Twin SAM; Type: QD000P40CD; Serial: TP:1744
- Measurement SW: DASY52, Version 52.10 (4); SEMCAD X Version 14.6.14 (7501)

Body Right/WLAN 5.8G 802.11a Mid/Area Scan (81x121x1): Interpolated grid: dx=1.000 mm, dy=1.000 mm
Maximum value of SAR (interpolated) = 0.168 W/kg

Body Right/WLAN 5.8G 802.11a Mid/Zoom Scan (8x8x12)/Cube 0: Measurement grid: dx=4mm, dy=4mm, dz=2mm
Reference Value = 5.564 V/m; Power Drift = 0.01 dB
Peak SAR (extrapolated) = 0.390 W/kg
SAR(1 g) = 0.175 W/kg; SAR(10 g) = 0.159 W/kg
Maximum value of SAR (measured) = 0.390 W/kg

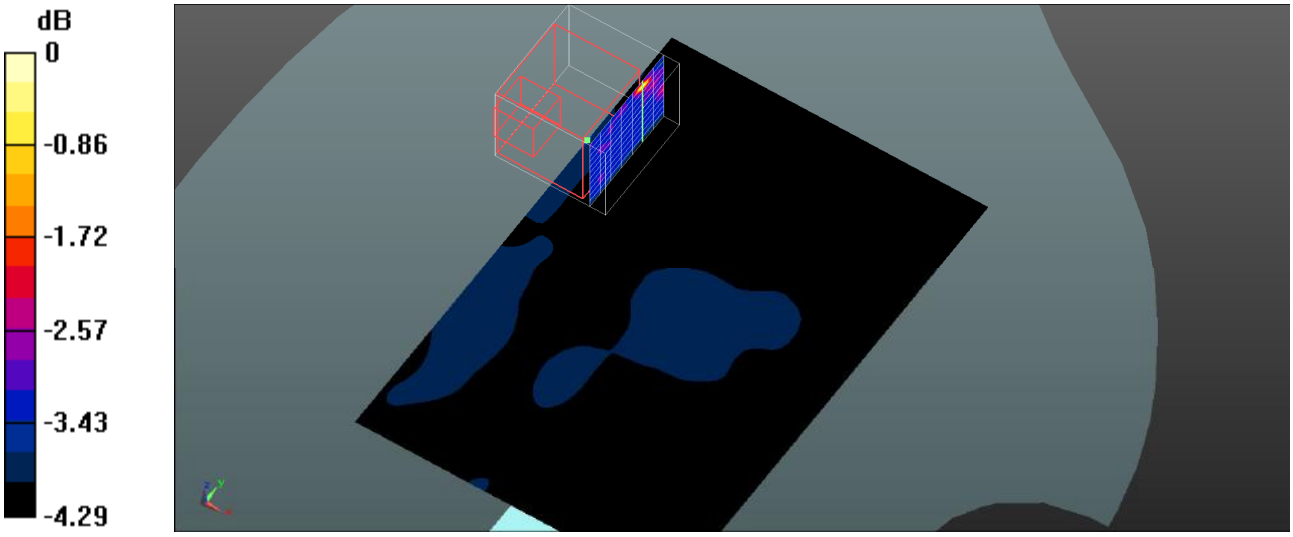

0 dB = 0.390 W/kg = -4.09 dBW/kg

Plot 160#: 5.8Gwifi_Body Top_Low

DUT: Smart phone; Type: Power 7; Serial: SZNS220411-13280E-SA-S1

Communication System: UID 0, 5.8G Wi-Fi (0); Frequency: 5745 MHz;Duty Cycle: 1:1.11
Medium parameters used (interpolated): f = 5745 MHz; σ = 5.189 S/m; ε_r = 34.52; ρ = 1000 kg/m^3
Phantom section: Flat Section

DASY5 Configuration:

- Probe: EX3DV4- SN3619; ConvF(3.93, 3.93, 3.93); Calibrated: 2021/08/25
- Sensor-Surface: 4mm (Mechanical Surface Detection)
- Electronics: DAE4 Sn1211; Calibrated: 2022/03/01
- Phantom: Twin SAM; Type: QD000P40CD; Serial: TP:1744
- Measurement SW: DASY52, Version 52.10 (4); SEMCAD X Version 14.6.14 (7501)

Body Top/WLAN 5.8G 802.11a Low/Area Scan (91x101x1): Interpolated grid: dx=1.000 mm, dy=1.000 mm
Maximum value of SAR (interpolated) = 1.09 W/kg

Body Top/WLAN 5.8G 802.11a Low/Zoom Scan (8x8x12)/Cube 0: Measurement grid: dx=4mm, dy=4mm, dz=2mm
Reference Value = 9.475 V/m; Power Drift = -0.08 dB
Peak SAR (extrapolated) = 1.35 W/kg
SAR(1 g) = 0.649 W/kg; SAR(10 g) = 0.394 W/kg
Maximum value of SAR (measured) = 1.10 W/kg

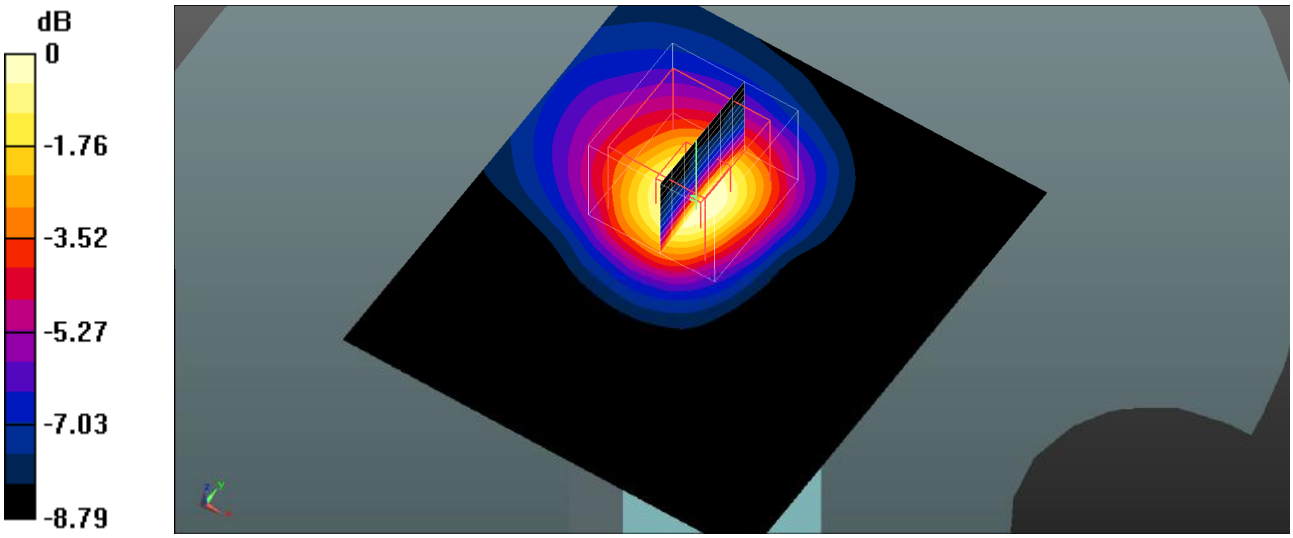

0 dB = 1.10 W/kg = 0.41 dBW/kg