Annex 3: Set-up photographs to to T E S T R E P O R T No.: 19-1-0061702T01a

According to:
47 CFR Part 15.517

for

Sewio Networks s.r.o.

Anchor Vista OmniLight

FCC ID: 2ATZ8-SWA07-00

Laboratory Accreditation
DAkkS Deutsche Akkreditierungsstelle D-PL-12047-01-01 D-PL-12047-01-03 D-PL-12047-01-04
accredited according to DIN EN ISO/IEC 17025

CETECOM GmbH
Laboratory Radio Communications & Electromagnetic Compatibility
Im Teelbruch 116 • 45219 Essen • Germany
Registered in Essen, Germany, Reg. No.: HRB Essen 8984
Tel.: + 49 (0) 20 54 / 95 19-954 • Fax: + 49 (0) 20 54 / 95 19-964
E-mail: info@cetecom.com • Internet: www.cetecom.com

TABLE OF CONTENTS:

1. TRANSMISSION TIME MEASUREMENT 3

2. 10 DB BANDWIDTH MEASUREMENT 3

3. RADIATED RF-MEASUREMENTS SET-UP 4

3.1. Radiated Field Strength Emissions – 9 kHz to 30 MHz 4
3.2. Radiated Field Strength Emissions - 30 MHz to 960 MHz 5
3.3. Radiated Field Strength Emissions – 960 MHz – 3100 MHz, 1 m 6
3.4. Radiated Field Strength Emissions – 3100 MHz – 12400 MHz, 3 m 7
3.5. Radiated Field Strength Emissions – 12400 - 18000 MHz, 2 m 8
3.6. Radiated Field Strength Emissions –18000 MHz – 40000 MHz, 1.5 m 9

4. RADIATED EMISSIONS IN THE GPS BANDS 10

4.1. Frequency range 1164 MHz – 1240 MHz 10
4.2. Frequency range 1559 MHz – 1610 MHz 10

5. FUNDAMENTAL EMISSION PEAK POWER 10

1. Transmission time measurement

See chapter 3.4

2. 10 dB bandwidth measurement

See chapter 3.4

3. Radiated RF-Measurements Set-up

3.1. Radiated Field Strength Emissions – 9 kHz to 30 MHz



Photograph 1: Overall View



Photograph 2: Close View

3.2. Radiated Field Strength Emissions - 30 MHz to 960 MHz



Photograph 3: Overall View

For close view see photograph 3.

3.3. Radiated Field Strength Emissions – 960 MHz – 3100 MHz, 1 m

Photograph 4: Overall View



Photograph 5: Close View

3.4. Radiated Field Strength Emissions – 3100 MHz – 12400 MHz, 3 m



Photograph 6: Overall View

For close view see photograph 5.

3.5. Radiated Field Strength Emissions – 12400 - 18000 MHz, 2 m

Photograph 7: Overall View

For close view see photograph 5.

3.6. Radiated Field Strength Emissions –18000 MHz – 40000 MHz, 1.5 m

Photograph 8: Overall View

For close view see photograph 5.

4. Radiated emissions in the GPS bands

4.1. Frequency range 1164 MHz – 1240 MHz

See chapter 3.4

4.2. Frequency range 1559 MHz – 1610 MHz

See chapter 3.4

5. Fundamental emission peak power

See chapter 3.4