EMC TEST REPORT

FCC 47 CFR Part 15B, ISED ICES-003 Issue 6

Report Reference No	G0M-2003-8888-EF0115B-V01
Testing Laboratory	Eurofins Product Service GmbH
Address	Storkower Str. 38c 15526 Reichenwalde Germany
Accreditation	DAkkS - Registration number : D-PL-12092-01-03 (ISED) ISED Testing Laboratory site: 3470A-2 DAkkS - Registration number : D-PL-12092-01-04 (FCC) FCC Filed Test Laboratory, Reg.-No.: 96970
Applicant	GWA Hygiene GmbH
Address	Heinrich-Mann-Str. 11 18435 Stralsund GERMANY
Test Specification Standard(s)	47 CFR Part 15 Subpart B ISED ICES-003 Issue 6 ANSI C63.4:2014+A1:2017
Non-Standard Test Method	None
Equipment under Test (EUT):	
Product Description	Hygiene-Monitoring-System
Model(s)	NosoEx Point of Care / Drucksensor
Additional Model(s)	None
Brand Name(s)	None
Hardware Version(s)	1.7.1
Software Version(s)	2.17
FCC-ID	2AU27NOSOEX002
IC	n/a
Test Result	**PASSED**

Possible test case verdicts:		
required by standard but not tested	N/T	
not required by standard	N/R	
required by standard but not appl. to test object	N/A	
test object does meet the requirement	P(PASS)	
test object does not meet the requirement	F(FAIL)	
Testing:		
Date of receipt of test item	2020-03-27	
Report:		
Compiled by	Matthias Handrik	
Tested by (+ signature) (Responsible for Test)	Matthias Handrik	.....
Approved by (+ signature) (Deputy Head of Lab)	Jens Marquardt	.....
Date of Issue	2020-04-29	
Total number of pages	26	
General Remarks:		
The test results presented in this report relate only to the object tested. **The results contained in this report reflect the results for this particular model and serial number. It is the responsibility of the manufacturer to ensure that all production models meet the intent of the requirements detailed within this report.** This report shall not be reproduced, except in full, without the written approval of the Issuing testing laboratory.		
Additional Comments:		

ABBREVIATIONS AND ACRONYMS

Acronyms	
Acronym	Description
EUT	Equipment Under Test
FCC	Federal Communications Commission
ISED	Innovation, Science and Economic Development Canada
T_{NOM}	Nominal operating temperature
V_{NOM}	Nominal supply voltage

VERSION HISTORY

Version History			
Version	Issue Date	Remarks	Revised By
01	2020-04-29	Initial Release	-

REPORT INDEX

1 Equipment (Test Item) Under Test 6
1.1 Equipment Ports 7
1.2 Equipment Photos - Internal 8
1.3 Equipment Photos - External 9
1.4 Support Equipment 11
1.5 Operational Modes 12
1.6 EUT Configuration 13
1.7 Sample emission level calculation 14
2 Result Summary 15
2.1 Test Conditions and Results - Radiated emissions acc. to ANSI C63.4 16

1 Equipment (Test Item) Under Test

Description	Hygiene-Monitoring-System	
Model	NosoEx Point of Care / Drucksensor	
Additional Model(s)	None	
Brand Name(s)	None	
Serial Number(s)	201903000000004	
Hardware Version(s)	1.7.1	
Software Version(s)	2.17	
Dimension[cm]	6.7 x 6.7 x 2.1	
FCC-ID	2AU27NOSOEX002	
IC	n/a	
Class	Class B	
Equipment type	Table top	
Highest internal frequency [MHz]	48; 2480 (Bluetooth Low Energy carrier)	
Radio Module	Type	Bluetooth Low Energy module
	Model	Unspecified
	Manufacturer	Unspecified
	FCC-ID	Unspecified
	IC	Unspecified
Supply Voltage	V_{NOM}	3 VDC (2x1.5V DC non rechargeable battery)
AC/DC-Adaptor	None	
Manufacturer	GWA Hygiene GmbH Heinrich-Mann-Str. 11 18435 Stralsund GERMANY	

1.1 Equipment Ports

Name	Type	Attributes	Comment
None			
Description:			
AC	AC mains power input/output port		
DC	DC power input/output port		
BAT	DC power input port connected to external battery		
IO	Input/Output port		
TP	Telecommunication port		
NE	Non-electrical port		

1.2 Equipment Photos - Internal

EUT PCB TOP


EUT PCB BOTTOM


1.3 Equipment Photos - External

EUT TOP

EUT BOTTOM

EUT Label
Made in Germany Model NosoEx® POC Rated: DC 2x 1.5V AAA Serial No. 201903000000004 GWA Hygiene GmbH • Heinrich-Mann-Straße 11 • 18435 Stralsund • www.gwa-hygiene.de

1.4 Support Equipment

Product Type	Device	Manufacturer	Model	Comment
AE	Tablet	Samsung	SM-T589	Ser.: R52KA1PVAHL Customer
AE	Software application	GWA Hygiene	1.7.3	Customer
Description:				
AE	Auxiliary Equipment			
SIM	Simulator			
MON	Monitoring Equipment			
CBL	Connecting Cable			
Comment:				

1.5 Operational Modes

Mode #	Description
1	Bluetooth Low Energy connection to tablet. Wait for activation by pushing on the top dome.
Comment:	

1.6 EUT Configuration

Configuration #	Description
1	NosoEx POC detects activation by pushing on the top dome. It will scan for BLE Devices like the Android tablet with activated app and will form a link to it and transmit sensor data. Tablet is placed in the corner of the measurement chamber. Software application counts activities of disinfections..
Comment:	

1.7 Sample emission level calculation

The following is a description of terms and a sample calculation, as appears in the radiated emissions data table. The numbers used in the calculation are for example only. There is no direct correlation to the specific data taken for the product described in this document:

Reading:

This is the reading obtained on the spectrum analyser in dBµV. Any external preamplifiers used are taken into account through internal analyser settings.

A.F.:

This is the antenna factor for the receiving antenna. It is a conversion factor, which converts electric fields strengths to voltages, which can be measured directly on the spectrum analyser. It is treated as a loss in dB. Cable losses have been included with the A.F. to simplify the calculations. The antenna factor is used in calculations as follows:

Reading on Analyser (dBµV) + A.F. (dB/m) = Net field strength (dBµV/m)

Net:

This is the net field strength measurement (as shown above).

Limit:

This is the FCC Class B radiated emission limit (in units of dBµV/m). The FCC limits are given in units of µV/m. The following formula is used to convert the units of µV/m to dBµV/m:

Limit (dBµV/m) = 20*log (µV/m)

Margin:

This is the margin of compliance below the FCC limit. The units are given in dB. A negative margin indicates the emission was below the limit. A positive margin indicates that the emission exceeds the limit.

Example only:

Reading + AF	= Net Reading	:	Net reading - FCC limit	= Margin
+21.5 dBµV + 26 dB/m	= 47.5 dBµV/m	:	47.5 dBµV/m - 57.0 dBµV/m	= -9.5 dB

2 Result Summary

FCC 47 CFR Part 15B, ISED ICES-003 Issue 6				
Reference	**Requirement**	**Reference Method**	**Result**	**Remarks**
Emission				
FCC 15.109 ICES-003, 6.2	Radiated emissions	ANSI C63.4:2014 +A1:2017	PASS	-
FCC 15.107 ICES-003, 6.1	AC power line conducted emissions	ANSI C63.4:2014 +A1:2017	N/R	No relevant port
Comment:				

Possible Test Case Verdicts	
PASS	Test object does meet the requirements
FAIL	Test object does not meet the requirements
N/T	Required by standard but not tested
N/R	Not required by standard for the test object

2.1 Test Conditions and Results - Radiated emissions acc. to ANSI C63.4

2.1.1 Information

Test Information	
Reference	FCC 15.109, ICES-003, 6.2
Reference method	ANSI C63.4:2014+A1:2017 Section 8
Equipment class	Class B
Equipment type	Table top
Highest internal frequency [MHz]	2480
Measurement range	30 MHz to 12400 MHz
Temperature [°C]	23
Humidity [%]	23
Operator	Matthias Handrik
Date	2020-04-20

2.1.2 Setup

Measurement up to 1 GHz

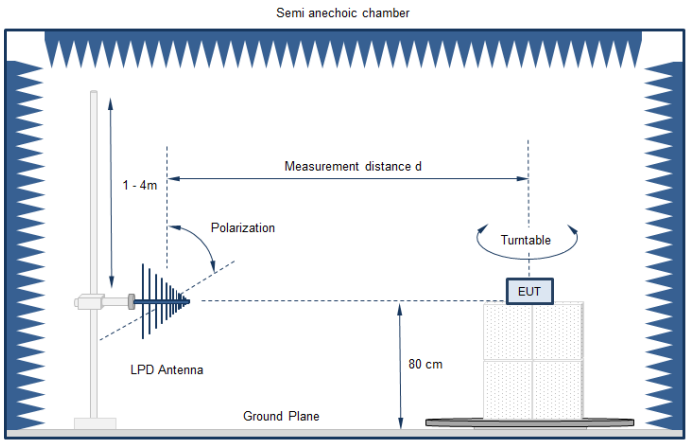

Measurement above 1 GHz

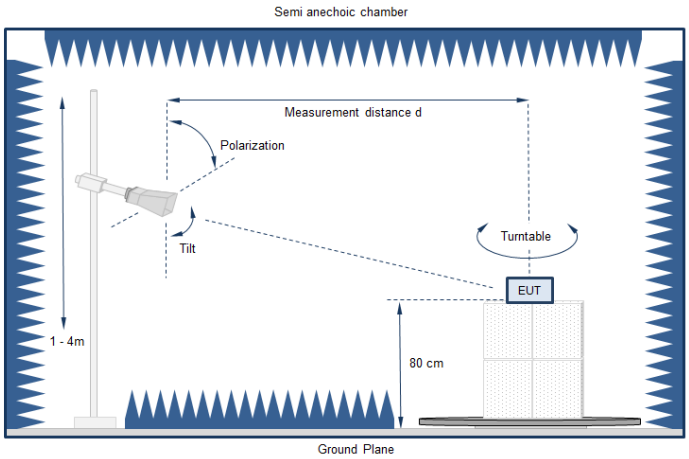

Equipment placement - Table top

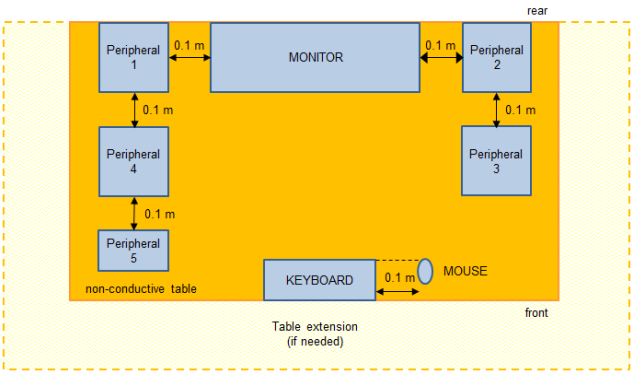

Test Setup

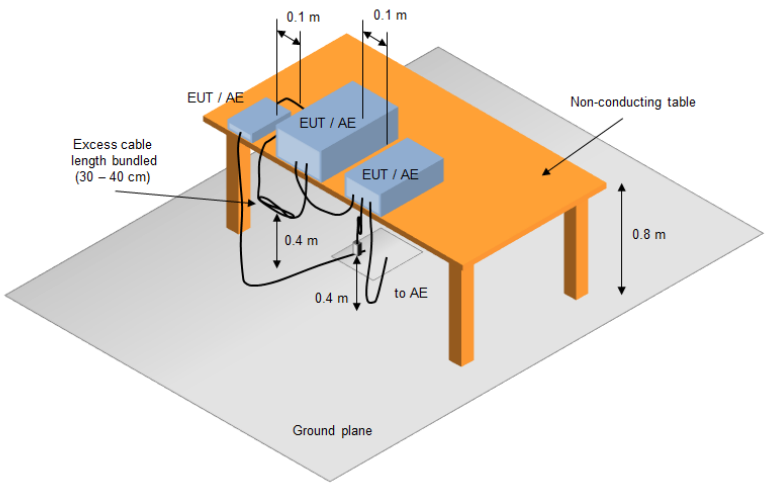

2.1.3 Equipment

Test Software			
Description	Manufacturer	Name	Version
EMC Software	DARE Instruments	Radimation	2016.1.10

Test Equipment					
Description	Manufacturer	Model	Identifier	Cal. Date	Cal. Due
Anechoic chamber	Frankonia	AC1	EF00062	2018-07	2021-07
EMI Test Receiver	Keysight	N9038A-526/WXP	EF01070	2019-09	2020-09
Biconical Antenna	R&S	HK 116	EF00030	2019-04	2022-04
LPD Antenna	R&S	HL 223	EF00187	2019-05	2022-05
Horn antenna	Schwarzbeck	BBHA 9120D (1-18GHz)	EF00018	2019-10	2022-10
Climatic Sensor	Embedded Data Systems, LLC.	280010000025417E	EF01054	2019-05	2020-05
Climatic Sensor	Embedded Data Systems, LLC.	020010000025377E	EF01336	2019-05	2020-05

2.1.4 Procedure

Exploratory measurement
1. The EUT was placed on a non-conductive table at a height of 0.8m. 2. The EUT and support equipment, if needed, were set up to simulate typical usage. 3. Cables, of type and length specified by the manufacturer, were connected to at least one port of each type and were terminated by a device or simulating load of actual usage. 4. The antenna was placed at a distance of 3 or 10 m. 5. The received signal was monitored at the measurement receiver. 6. This procedure has to be performed in both antenna polarizations, horizontal and vertical. 7. The arrangement of the equipment with the maximum emission level is shown on the setup picture at item 1.3

Final measurement
1. The EUT was placed on a 0.8 m non-conductive table at a 3 m distance from the receive antenna. The antenna output was connected to the measurement receiver. 2. A biconical antenna was used for the frequency range 30 – 200 MHz, a logarithmic periodical antenna was used for the frequency range from 200 – 1000 MHz. Above one 1 GHz a Double Ridged Broadband Horn antenna was used. The antenna was placed on an adjustable height antenna mast. 3. The EUT and cable arrangement were based on the exploratory measurement results. 4. Emissions were maximized at each frequency by rotating the EUT and adjusting the receive antenna height and polarization. The maximum values were recorded. 5. The test data of the worst-case conditions were recorded and shown on the next pages.

2.1.5 Limits

Class B @ 3 m		
Frequency [MHz]	Detector	Limit [dBµV/m]
30 - 88	Quasi-peak	40
88 - 216	Quasi-peak	43.5
216 - 960	Quasi-peak	46
960 - 1000	Quasi-peak	54
> 1000	Peak Average	74 54

2.1.6 Results

Test Results			
Operational mode	EUT Configuration	Verdict	Remark
1	1	PASS	-

2.1.7 Setup Photos

Test setup

Test setup 30-200MHz


Test setup 200-1000MHz


Test setup 1-13GHz


2.1.8 Records

Radiated emissions according to FCC part 15B

Project Number:	G0M-2003-8888
Applicant:	GWA Hygiene GmbH
Model Description:	Hygiene-Monitoring-System
Model:	NosoEx Point of Care / Drucksensor
Test Sample ID:	28705
Test Site:	Eurofins Product Service GmbH
Operator:	Mr. Handrik
Test Date:	2020-04-20
Operating Conditions:	ambient temperature: 23°C power input: 2x1.5V DC (non rechargeable battery)
Antenna:	Rohde & Schwarz HK 116, Vertical
Measurement Distance:	3m
Mode:	1
Note 1:	

Index 53

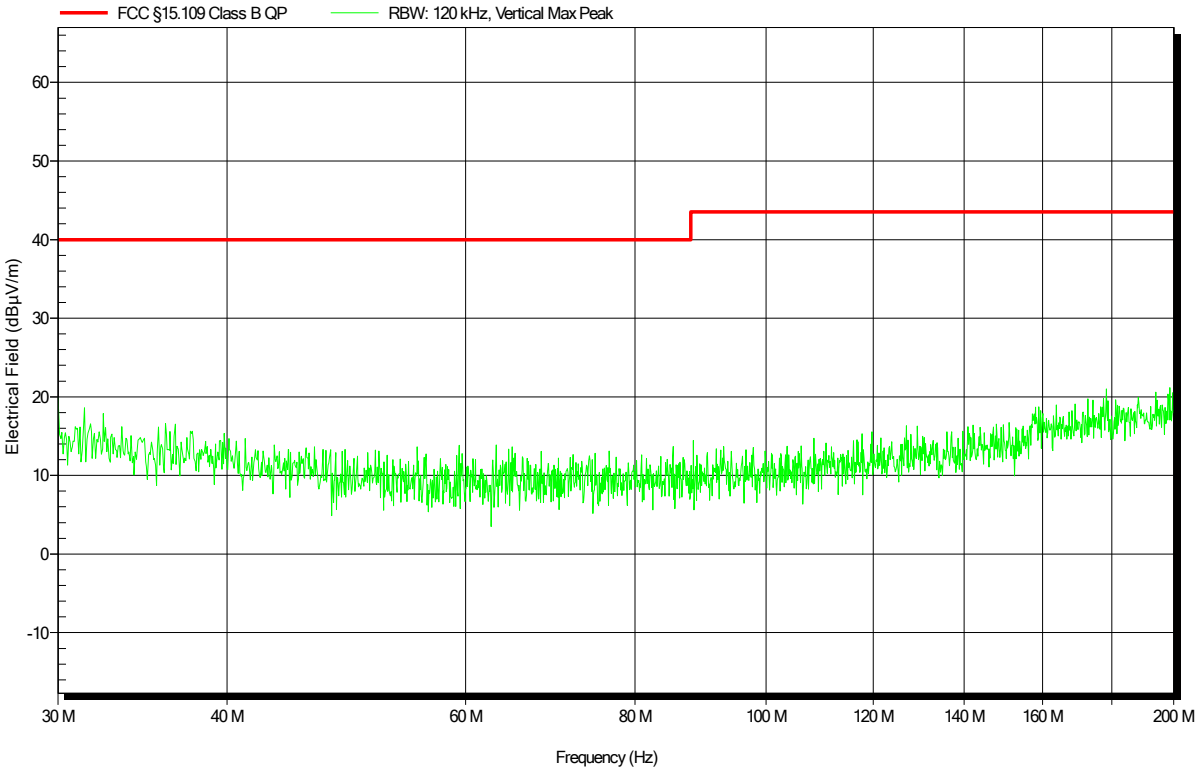

Radiated emissions according to FCC part 15B

Project Number:	G0M-2003-8888
Applicant:	GWA Hygiene GmbH
Model Description:	Hygiene-Monitoring-System
Model:	NosoEx Point of Care / Drucksensor
Test Sample ID:	28705
Test Site:	Eurofins Product Service GmbH
Operator:	Mr. Handrik
Test Date:	2020-04-20
Operating Conditions:	ambient temperature: 23°C power input: 2x1.5V DC (non rechargeable battery)
Antenna:	Rohde & Schwarz HK 116, Horizontal
Measurement Distance:	3m
Mode:	1
Note 1:	

Index 54

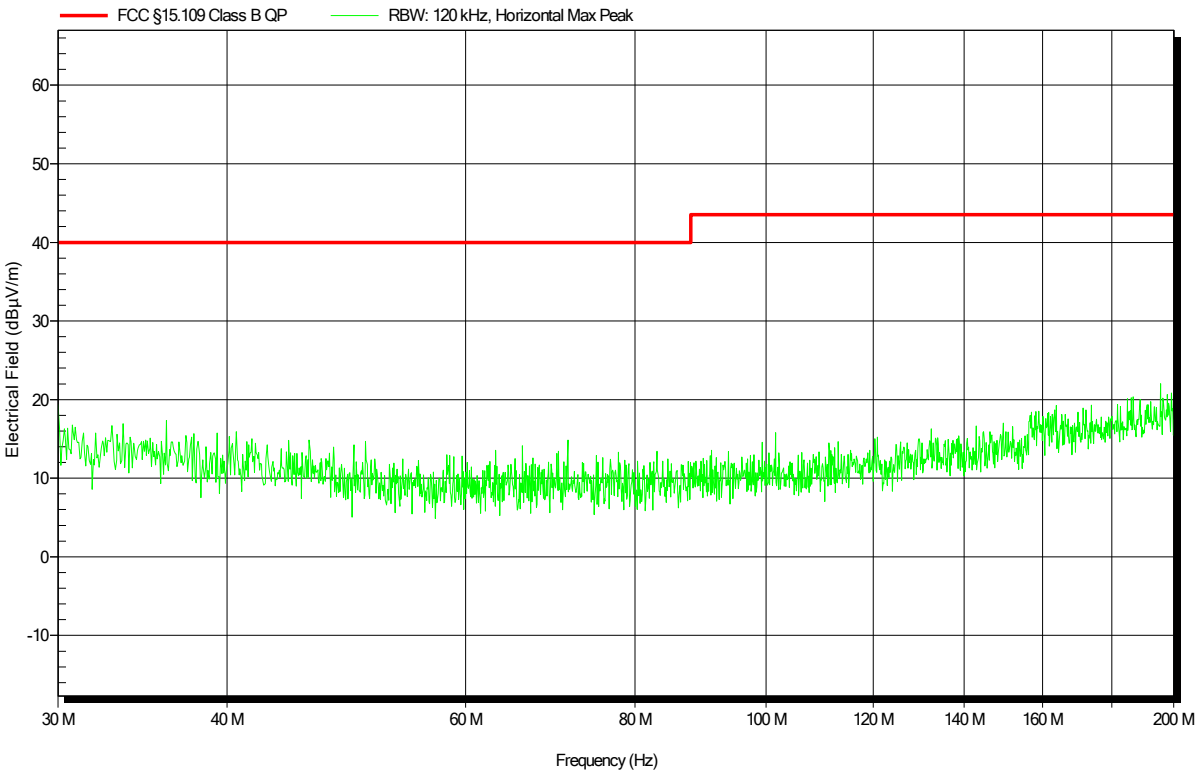

Radiated emissions according to FCC part 15B

Project Number:	G0M-2003-8888
Applicant:	GWA Hygiene GmbH
Model Description:	Hygiene-Monitoring-System
Model:	NosoEx Point of Care / Drucksensor
Test Sample ID:	28705
Test Site:	Eurofins Product Service GmbH
Operator:	Mr. Handrik
Test Date:	2020-04-20
Operating Conditions:	ambient temperature: 23°C power input: 2x1.5V DC (non rechargeable battery)
Antenna:	Rohde & Schwarz HL 223, Vertical
Measurement Distance:	3m
Mode:	1
Note 1:	

Index 55

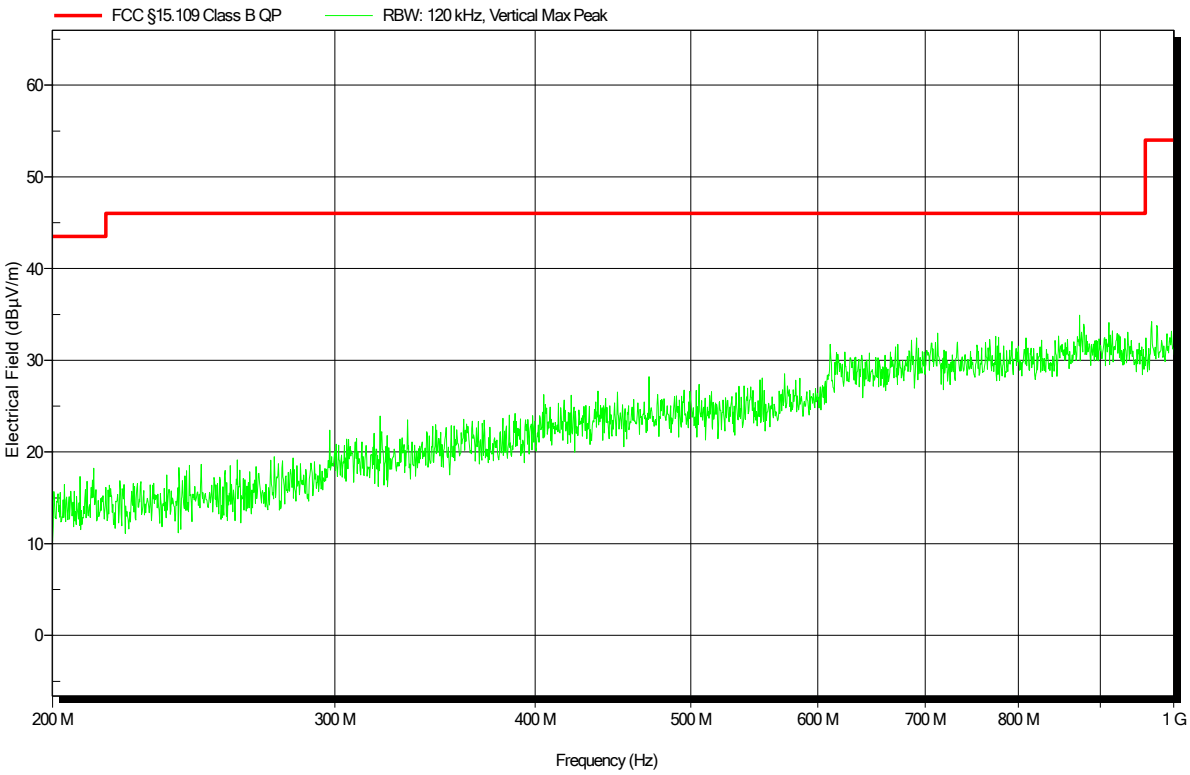

Radiated emissions according to FCC part 15B

Project Number:	G0M-2003-8888
Applicant:	GWA Hygiene GmbH
Model Description:	Hygiene-Monitoring-System
Model:	NosoEx Point of Care / Drucksensor
Test Sample ID:	28705
Test Site:	Eurofins Product Service GmbH
Operator:	Mr. Handrik
Test Date:	2020-04-20
Operating Conditions:	ambient temperature: 23°C power input: 2x1.5V DC (non rechargeable battery)
Antenna:	Rohde & Schwarz HL 223, Horizontal
Measurement Distance:	3m
Mode:	1
Note 1:	

Index 56

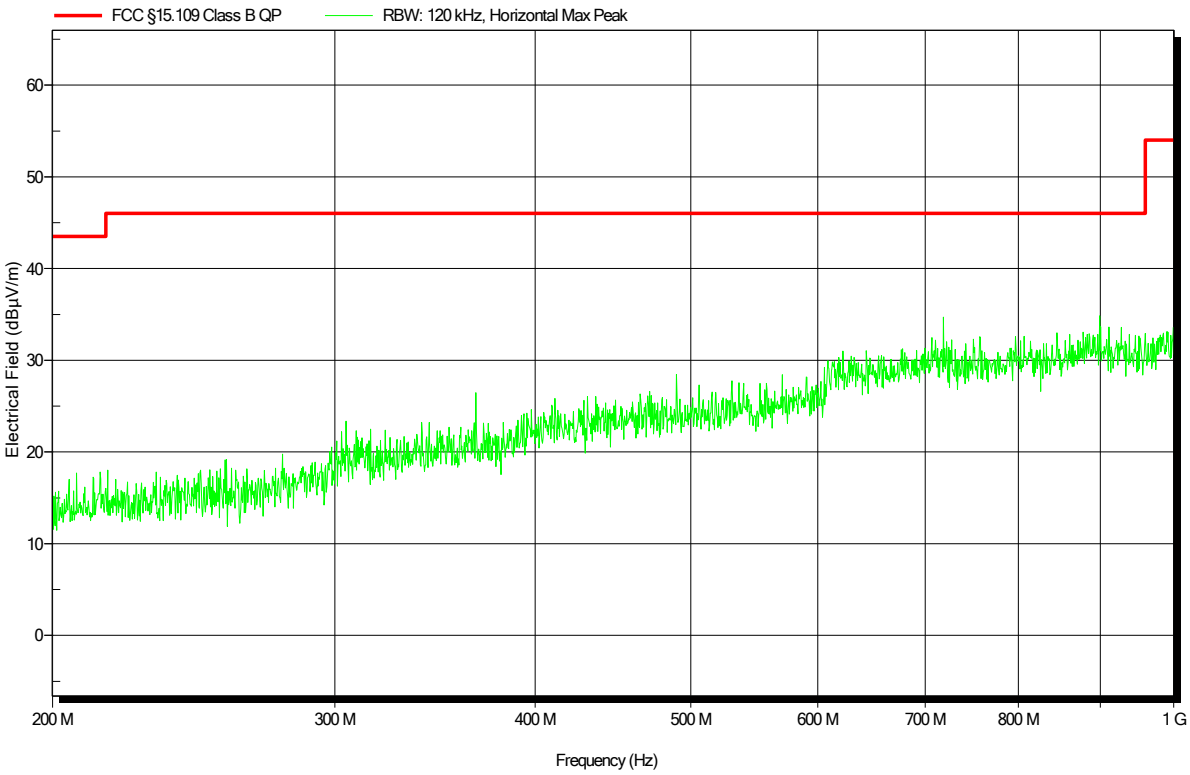

Radiated emissions
according to FCC part 15B

Project Number:	G0M-2003-8888
Applicant:	GWA Hygiene GmbH
Model Description:	Hygiene-Monitoring-System
Model:	NosoEx Point of Care / Drucksensor
Test Sample ID:	28705
Test Site:	Eurofins Product Service GmbH
Operator:	Mr. Handrik
Test Date:	2020-04-20
Operating Conditions:	ambient temperature: 23°C power input: 2x1.5V DC (non rechargeable battery)
Antenna:	Schwarzbeck BBHA 9120D, Vertical
Measurement Distance:	3m
Mode:	1
Note 1:	

Index 57

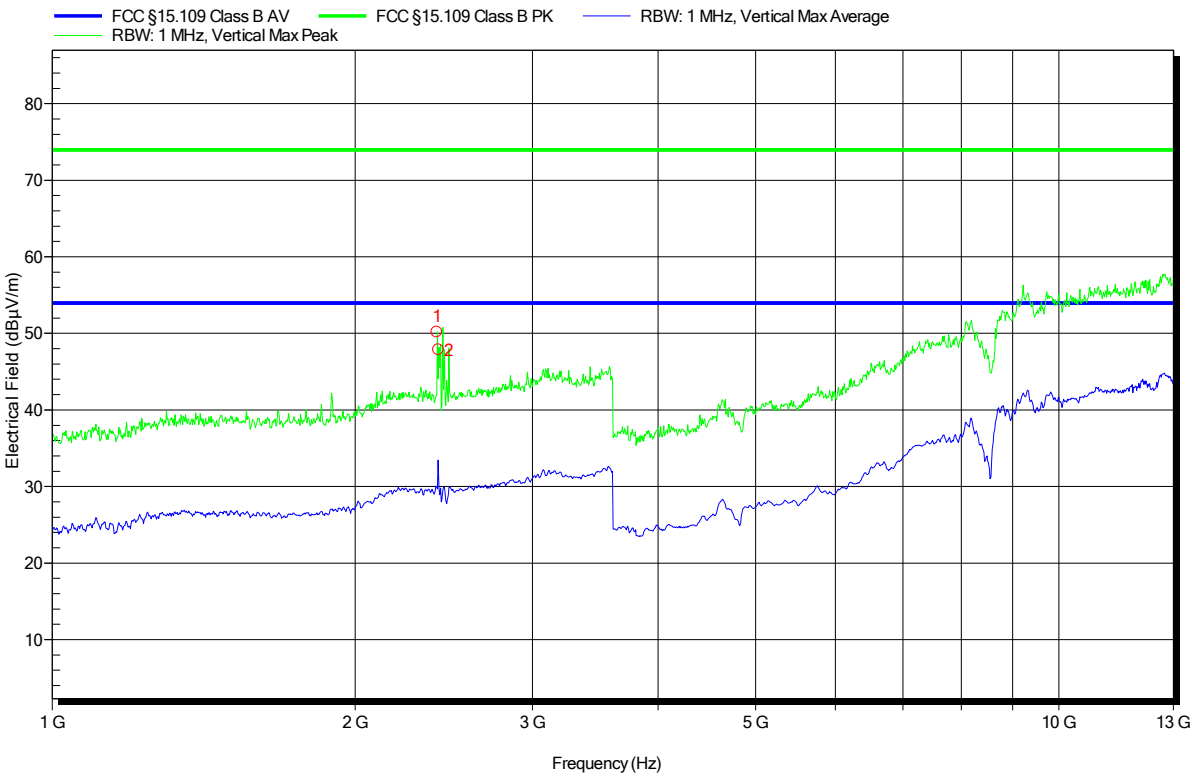

Peak Number	Frequency	
1	2.41 GHz	BT carrier
2	2.419 GHz	BT carrier

Radiated emissions
according to FCC part 15B

Project Number:	G0M-2003-8888
Applicant:	GWA Hygiene GmbH
Model Description:	Hygiene-Monitoring-System
Model:	NosoEx Point of Care / Drucksensor
Test Sample ID:	28705
Test Site:	Eurofins Product Service GmbH
Operator:	Mr. Handrik
Test Date:	2020-04-20
Operating Conditions:	ambient temperature: 23°C power input: 2x1.5V DC (non rechargeable battery)
Antenna:	Schwarzbeck BBHA 9120D, Horizontal
Measurement Distance:	3m
Mode:	1
Note 1:	

Index 58

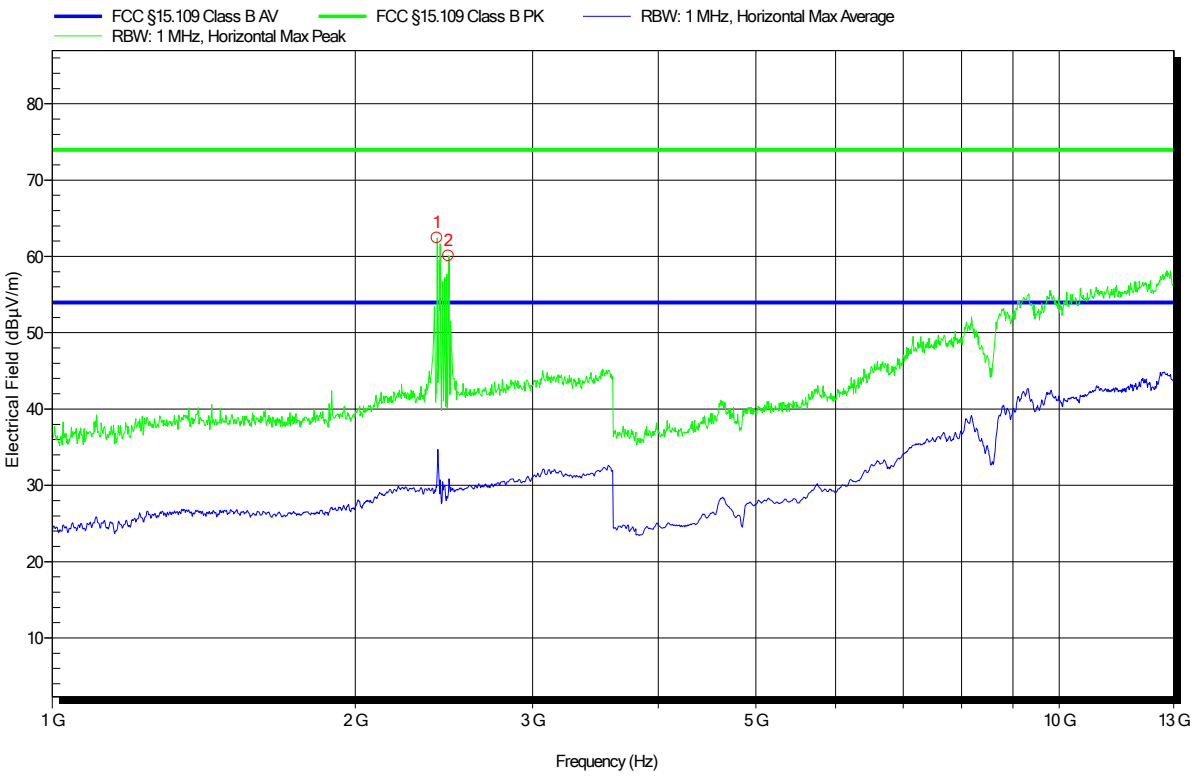

Peak Number	Frequency	
1	2.41 GHz	BT carrier
2	2.476 GHz	BT carrier