WINNERCOM

WINNERCOM

www.winant.co.kr

NX4 PE NFC Touch Door Handle
User Manual

V 1.0

Winnercom Co., Ltd.

Contents

WINNERCOM

1. Introduction

2. NFC Door Handle Design(BOM) & Application

3. Attentions

4. Specifications

5. User Information and Instructions

1. Introduction

- Door handle Module (DHS)
- NFC & Capacitive Touch
- Pocket Light LED
- Hi-Speed CAN

The door handle module for Automotive has a NFC Reader and lock/Unlock 2Channel Capacitive touch Sensor function.
This module is installed inside of the door handle covers and will be attached to the outside door panel.
This module is communicated with CAN network which enables to connect to the car network to send the signal of lock and unlock of door and Pocket light LED On/Off control.
It receives DC power from car battery at all time.

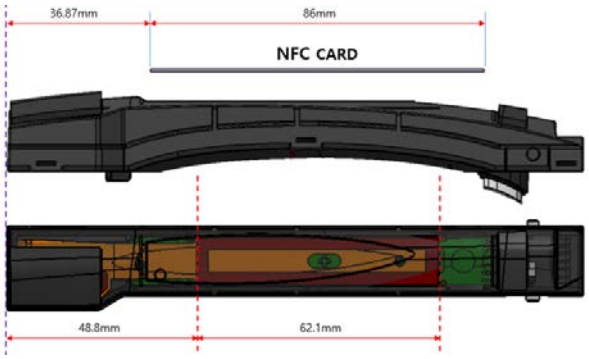

[Lock & NFC Sensing Area]

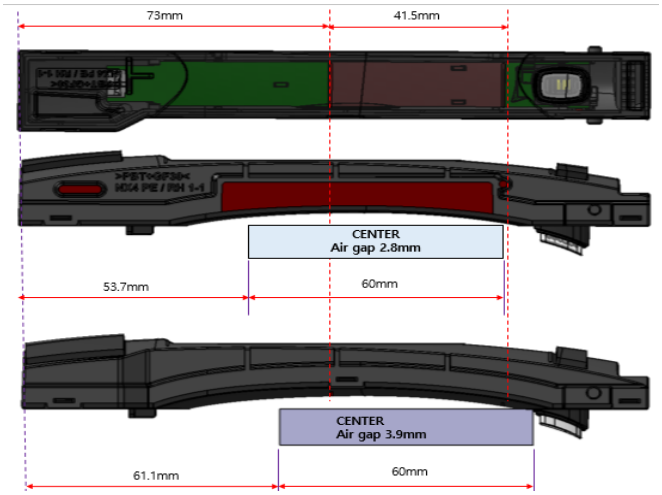

[Unlockk Sensing Area]

WINNERCOM

NFC Touch Door Handle

ITEMS	SPECIFICATION
Size	148.5 x 21.3 x 26(h) [mm] (Length x Width x Height)
Color	Black
Weight	54.5(g)

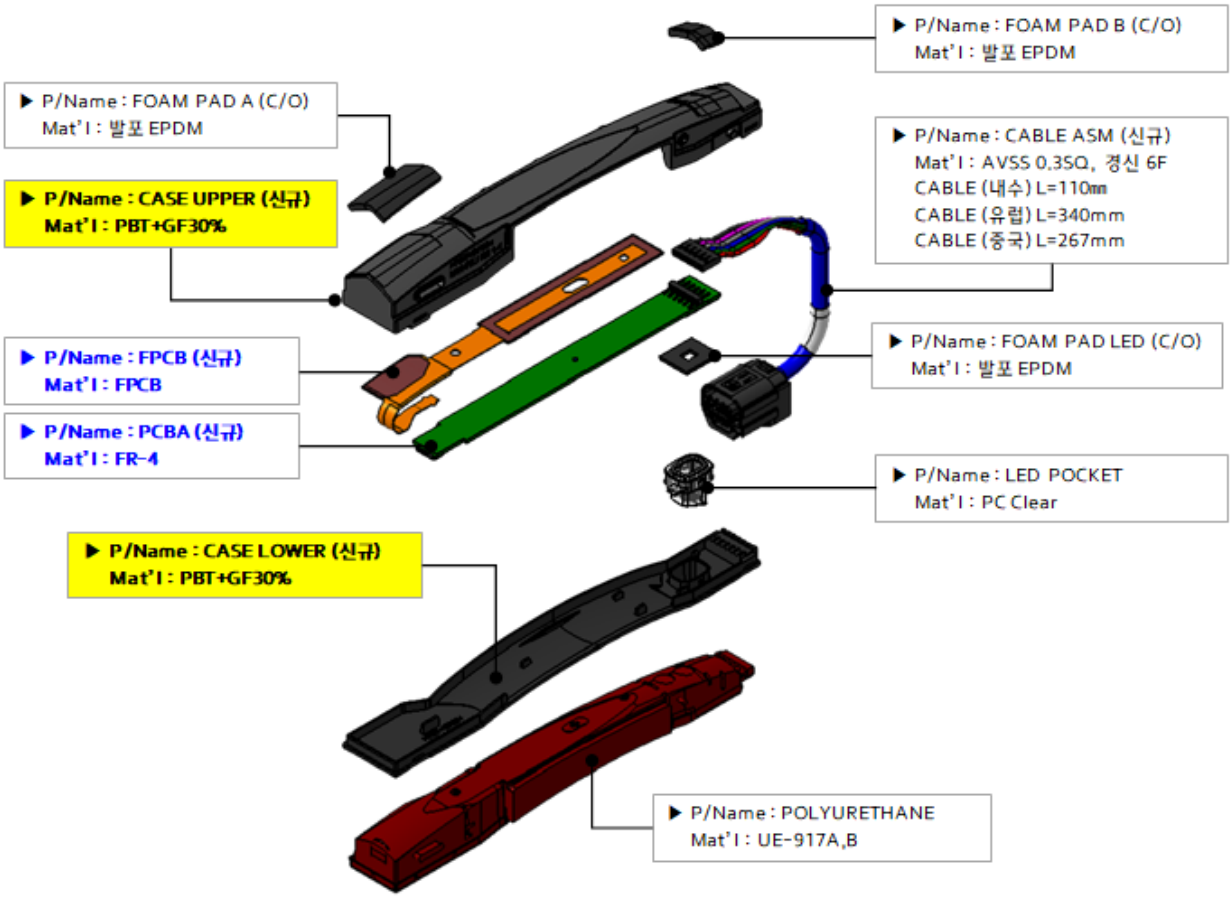

3. Attentions

- Please always mount the Door handle Module before power on the device to avoid circuit damage
- Before power on the Module, check the power supply(Fig. 1)
- Module Input Power connect to the connector(Fig. 1)

- **Type:** 6pin Connector Sealed
- **Maker & Part No.:** 경신, HKC06-12721 6P Female

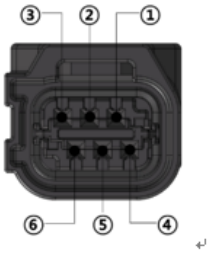

Pin #.	Name	Description	In/Out	Wire Color	I/O Level
1	V Bat(+Vcc)	Power Supply	Power	RED	Battery +
2	L_CAN(L)	CAN Low Signal	I/O	GREEN	2.5±TBD V
3	TOUCH_1	LOCK	O	GRAY	
4	TOUCH_2	UNLOCK	O	PINK	
5	L_CAN(H)	CAN High Signal	I/O	BLUE	2.5±TBD V
6	GND	Electric Ground	Power	BLACK	Gnd

Fig. 1 Connector

4. Specifications

NFC Touch Data

Frequency Range	13.56MHz for NFC
Operating Voltage	9.0 ~ 16.0 [Vdc], Typical 12.0 [Vdc]
Current	Max 400mA @ Operation Mode
Operating Temp.	-30℃ ~ 75℃
Storage Temp.	-40℃ ~ 85℃
Symbol	DC, IEC 60417-5031 (2002-10)
NFC maximum output power	FCC/IC = 15.71 dBuV/m at 30m, CE = 10.75 dBuA/m at 10m

Block Diagram

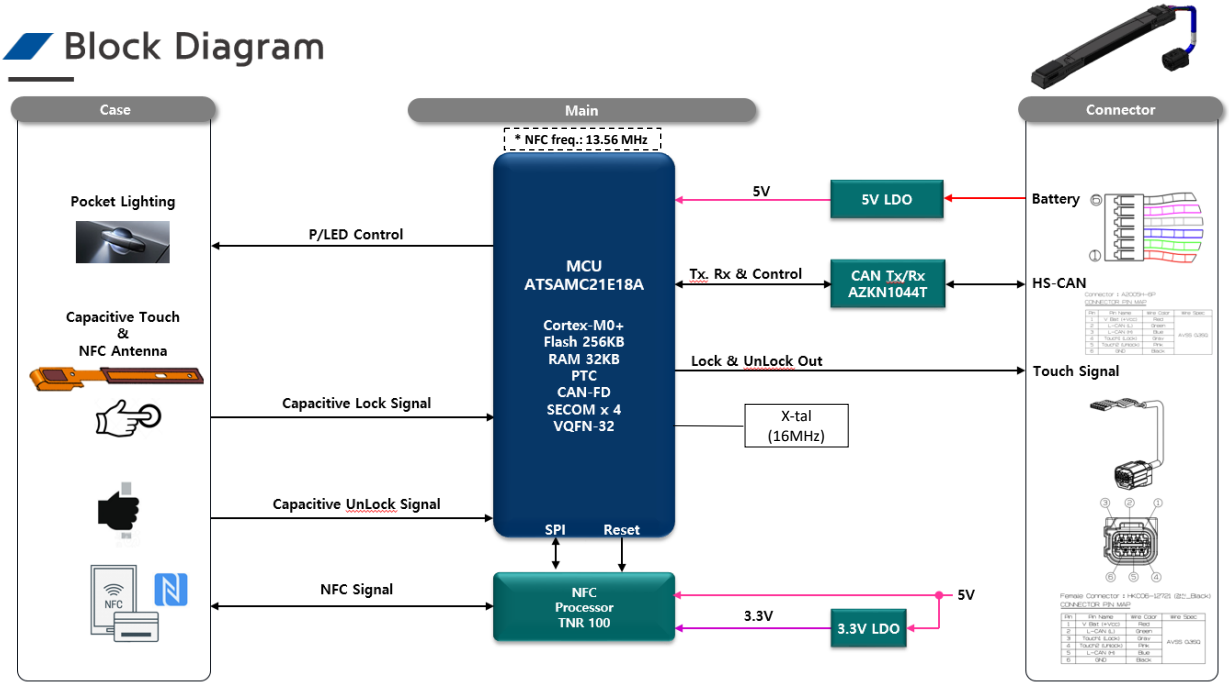

[System Block Diagram]

5. User Information and Instructions

FCC Part 15 Compliance information.
This device complies with part 15 of the FCC Rules. Operation is subject to the following two conditions :
(1) This device may not cause harmful interference, and
(2) this device must accept any interference received, including interference that may cause undesired operation.

FCC Caution
Any changes or modifications not expressly approved by the party responsible for compliance could void the user's authority to operate this equipment. This transmitter must not be co-located or operating in conjunction with any other antenna or transmitter.

Industry Canada Statement
This device complies with Industry Canada licence-exempt RSS standard(s). Operation is subject to the following two conditions:
(1) this device may not cause interference, and (2) this device must accept any interference, including interference that may cause undesired operation of the device.

Le présent appareil est conforme aux CNR d'Industrie Canada applicables
aux appareils radio exempts de licence. L'exploitation est autorisée aux deux conditions suivantes :

(1) l'appareil ne doit pas produire de brouillage ;
(2) l'utilisateur de l'appareil doit accepter tout brouillage radioélectrique subi, même si le brouillage est susceptible d'en compromettre le fonctionnement

- This product is compliant with the essential requirements and other relevant provisions of the Directive 2014/53/EU.
- This product can be used in which EU members, in accordance with Article10(10) / or this product can be used in at least one EU country, in accordance with Article 10(2)
- This equipment should be installed and operated with a minimum distance of 20cm between the radiator and your body.

5. User Information and Instructions

Manufacturer information

Manufacturer name	WINNERCOM Co., Ltd.
Address, City:	158-7, Golden root-ro, Juchon-myeon, Gimhae-si, Gyeongsangnam-do, KOREA
Product name (type) :	Vehicle active antenna & Touch door