# Appendix D

## RF Test Data for 5G WIFI (Conducted Measurement)

**Product Name: Vivi Wireless Presentation**

**Trade Mark: Vivi**

**Test Model: VWP-210-16**

**Environmental Conditions**

| | |
|---|---|
| Temperature: | 22.5 ° C |
| Relative Humidity: | 53% |
| ATM Pressure: | 100.0 kPa |
| Test Engineer: | Wunder Wu |
| Supervised by: | Li Huan |

# Appendix D.1: Duty Cycle

## Test Result

**ANT 1**

| TestMode | Antenna | Channel | Transmission Duration [ms] | Transmission Period [ms] | Duty Cycle [%] | 1/T VBW(KHz) | Verdict |
|---|---|---|---|---|---|---|---|
| 11A | Ant1 | 5180 | 1.39 | 1.43 | 97.20 | 0.72 | PASS |
| | | 5200 | 1.39 | 1.43 | 97.20 | 0.72 | PASS |
| | | 5240 | 1.39 | 1.43 | 97.20 | 0.72 | PASS |
| 11N20SISO | Ant1 | 5180 | 1.30 | 1.34 | 97.01 | 0.77 | PASS |
| | | 5200 | 1.30 | 1.34 | 97.01 | 0.77 | PASS |
| | | 5240 | 1.30 | 1.34 | 97.01 | 0.77 | PASS |
| 11N40SISO | Ant1 | 5190 | 0.64 | 0.68 | 94.12 | 1.56 | PASS |
| | | 5230 | 0.64 | 0.68 | 94.12 | 1.56 | PASS |
| 11AC20SISO | Ant1 | 5180 | 1.31 | 1.35 | 97.04 | 0.76 | PASS |
| | | 5200 | 1.31 | 1.35 | 97.04 | 0.76 | PASS |
| | | 5240 | 1.31 | 1.35 | 97.04 | 0.76 | PASS |
| 11AC40SISO | Ant1 | 5190 | 0.65 | 0.69 | 94.20 | 1.54 | PASS |
| | | 5230 | 0.65 | 0.69 | 94.20 | 1.54 | PASS |
| 11AC80SISO | Ant1 | 5210 | 0.32 | 0.36 | 88.89 | 3.13 | PASS |

## Test Graphs

11A_Ant1_5180

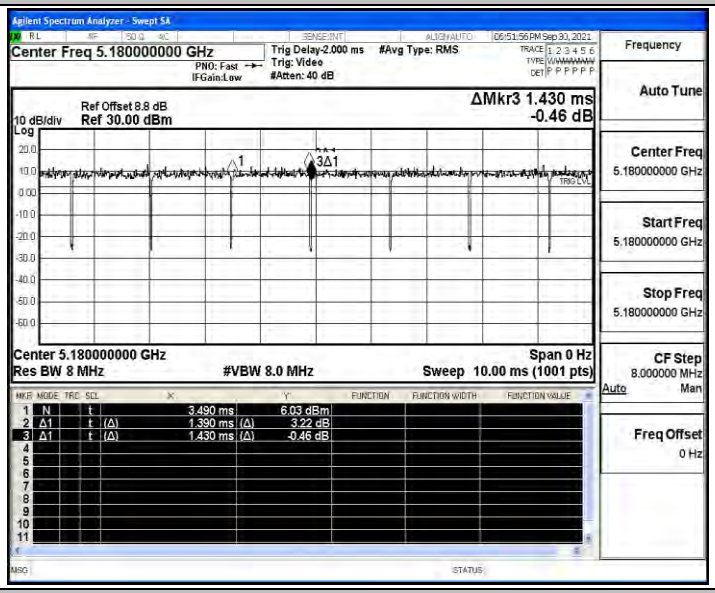


11A_Ant1_5200

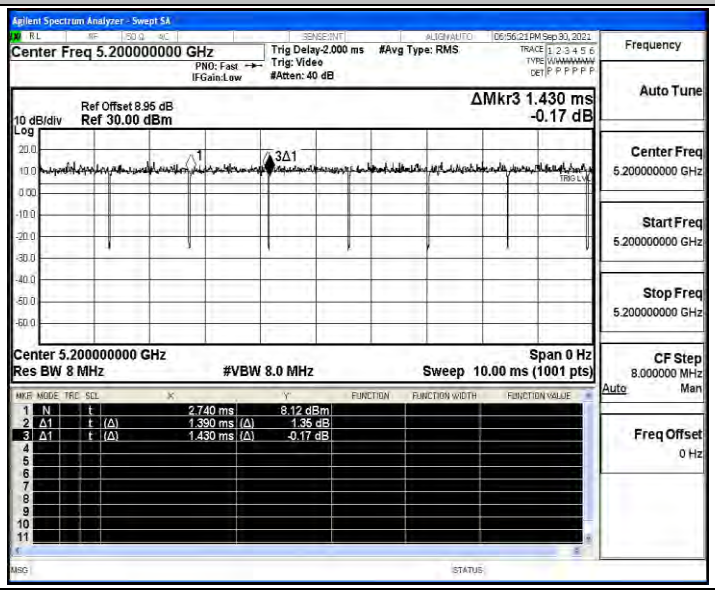

11A_Ant1_5240

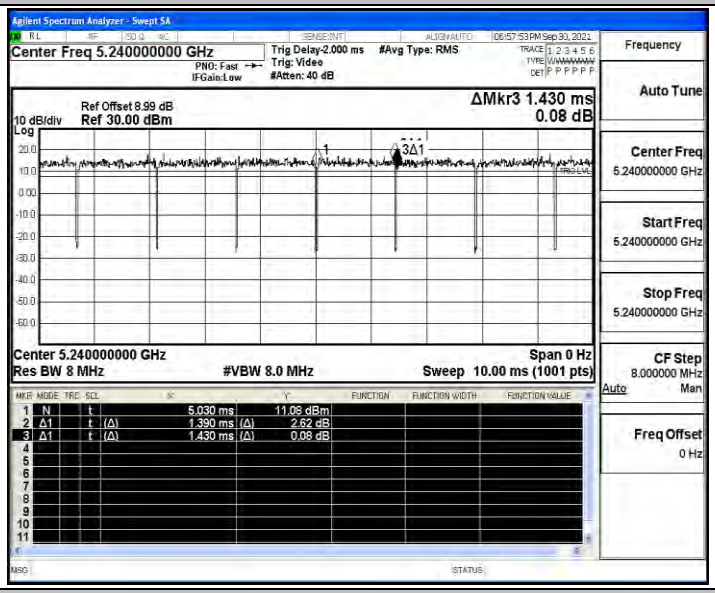


11N20SISO_Ant1_5180

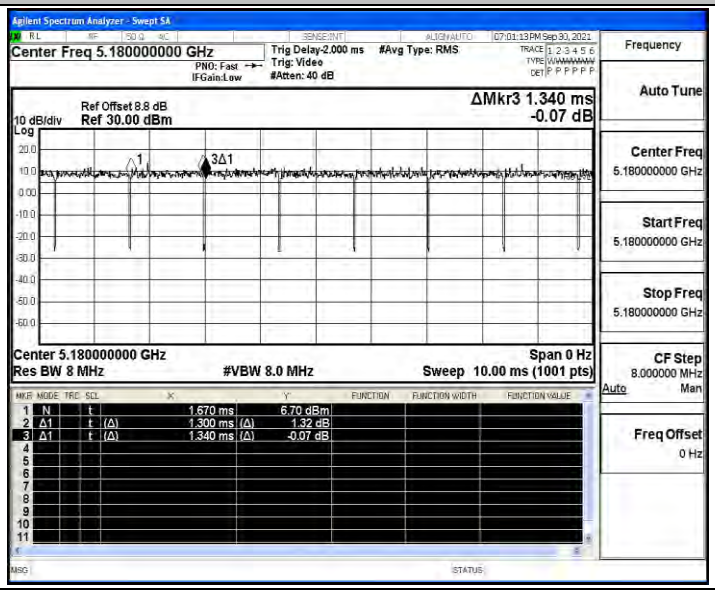

| 11N20SISO_Ant1_5200 |
| --- |
| 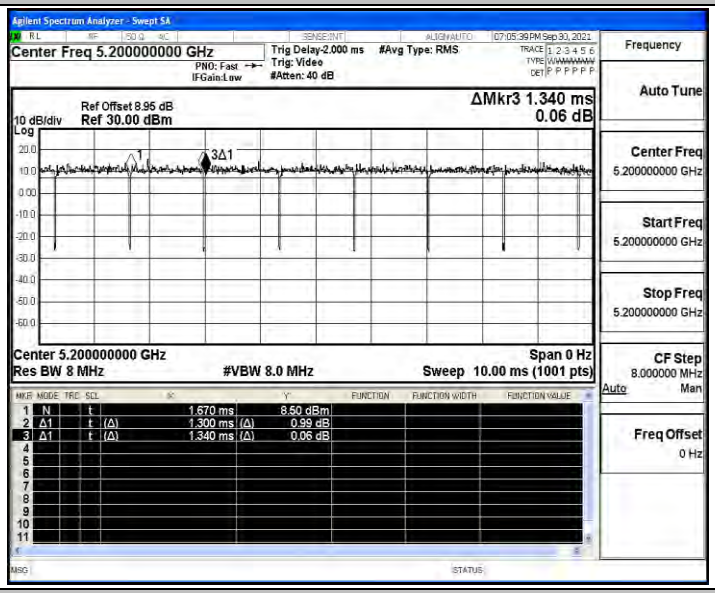 |



| 11N20SISO_Ant1_5240 |
| --- |
| 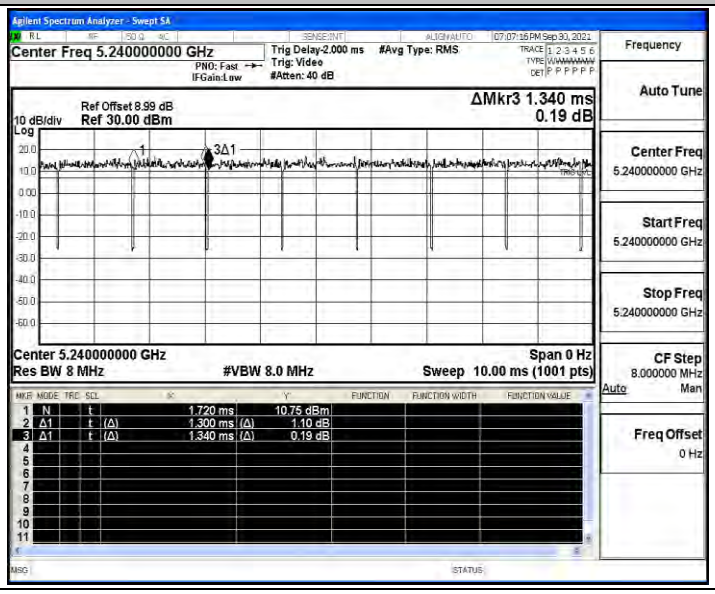 |

| 11N40SISO_Ant1_5190 |
| --- |
| 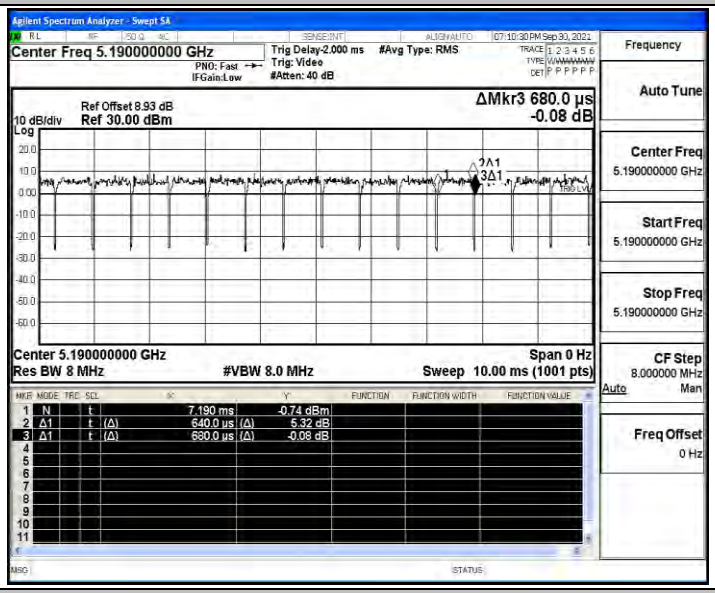 |



| 11N40SISO_Ant1_5230 |
| --- |
| 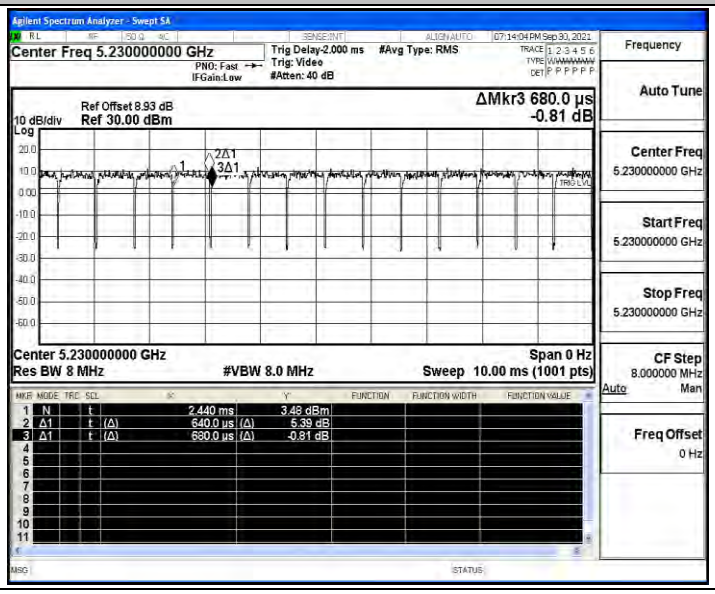 |

11AC20SISO_Ant1_5180

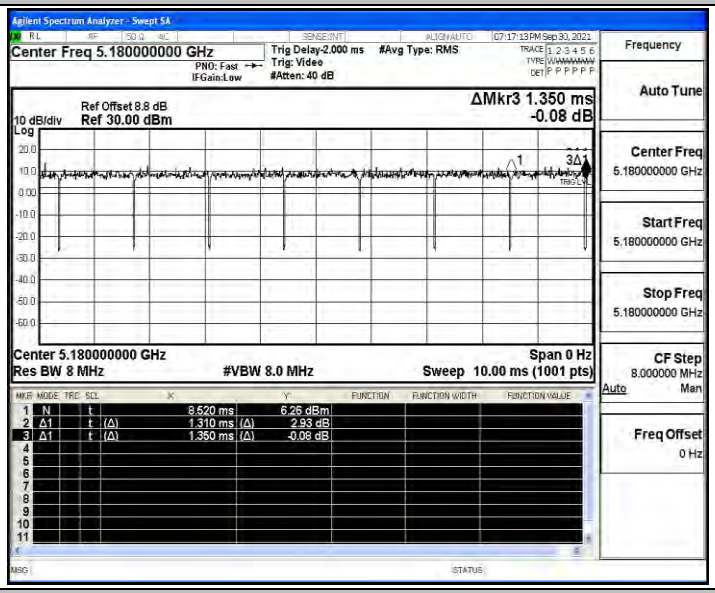


11AC20SISO_Ant1_5200

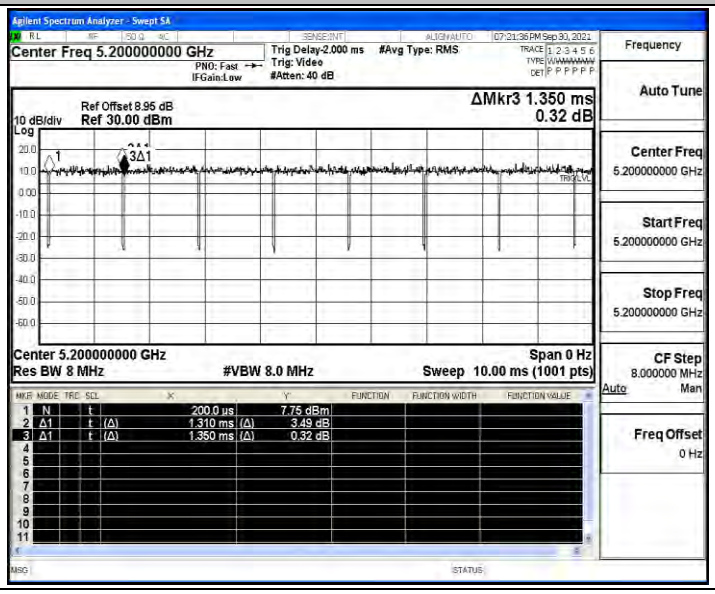

11AC20SISO_Ant1_5240

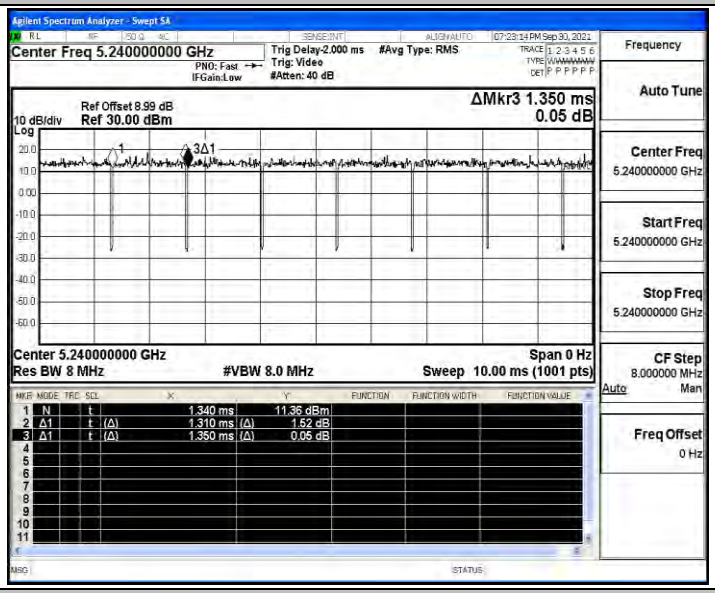


11AC40SISO_Ant1_5190

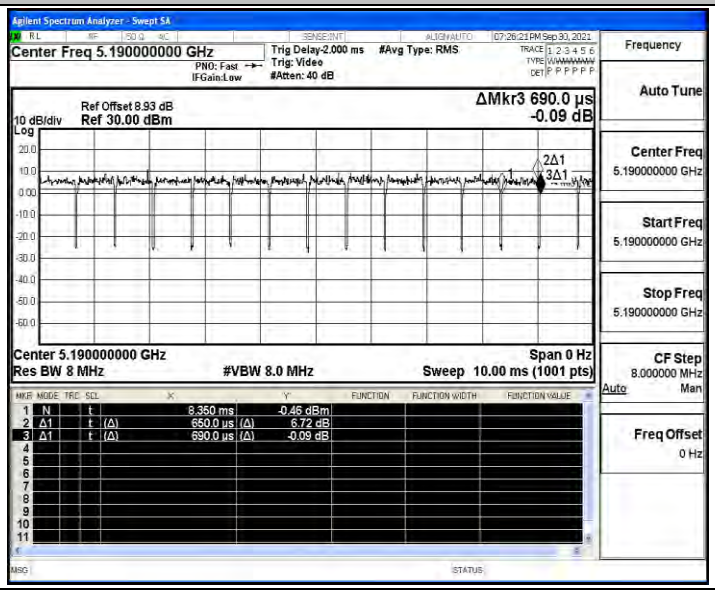

11AC40SISO_Ant1_5230

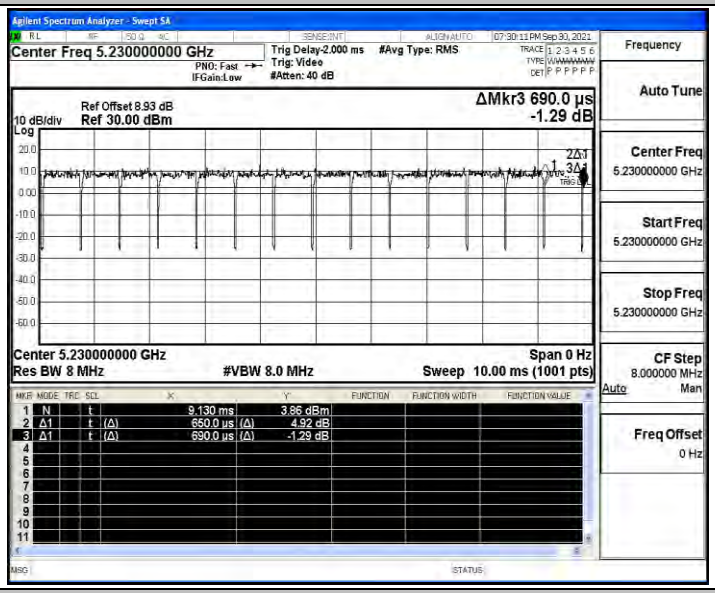


11AC80SISO_Ant1_5210

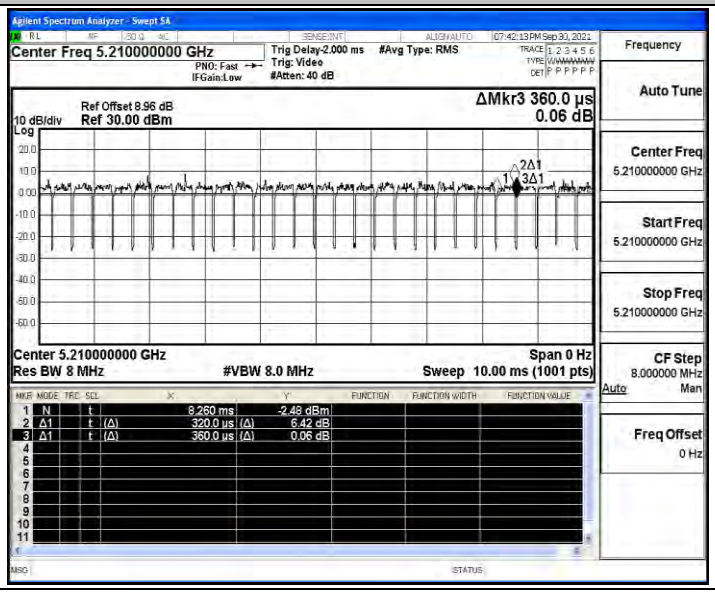

**ANT 2**

| TestMode | Antenna | Channel | Transmission Duration [ms] | Transmission Period [ms] | Duty Cycle [%] | 1/T VBW(KHz) | Verdict |
|---|---|---|---|---|---|---|---|
| 11A | Ant2 | 5180 | 1.39 | 1.43 | 97.20 | 0.72 | PASS |
| | | 5200 | 1.39 | 1.43 | 97.20 | 0.72 | PASS |
| | | 5240 | 1.39 | 1.43 | 97.20 | 0.72 | PASS |
| 11N20SISO | Ant2 | 5180 | 1.30 | 1.34 | 97.01 | 0.77 | PASS |
| | | 5200 | 1.30 | 1.34 | 97.01 | 0.77 | PASS |
| | | 5240 | 1.30 | 1.34 | 97.01 | 0.77 | PASS |
| 11N40SISO | Ant2 | 5190 | 0.64 | 0.68 | 94.12 | 1.56 | PASS |
| | | 5230 | 0.64 | 0.68 | 94.12 | 1.56 | PASS |
| 11AC20SISO | Ant2 | 5180 | 1.32 | 1.36 | 97.06 | 0.76 | PASS |
| | | 5200 | 1.31 | 1.35 | 97.04 | 0.76 | PASS |
| | | 5240 | 1.31 | 1.35 | 97.04 | 0.76 | PASS |
| 11AC40SISO | Ant2 | 5190 | 0.65 | 0.69 | 94.20 | 1.54 | PASS |
| | | 5230 | 0.65 | 0.69 | 94.20 | 1.54 | PASS |
| 11AC80SISO | Ant2 | 5210 | 0.32 | 0.36 | 88.89 | 3.13 | PASS |

## Test Graphs

| 11A_Ant2_5180 |
|---|
| 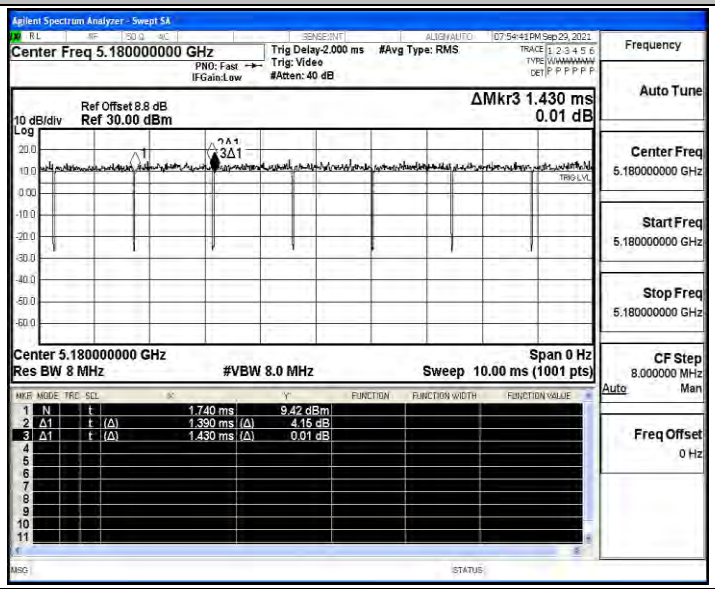 |



| 11A_Ant2_5200 |
|---|
| 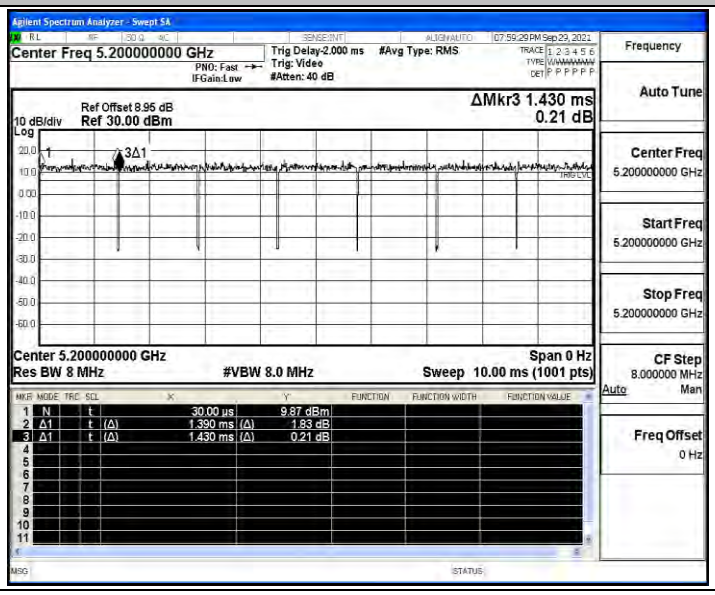 |

| 11A_Ant2_5240 |
| --- |
| 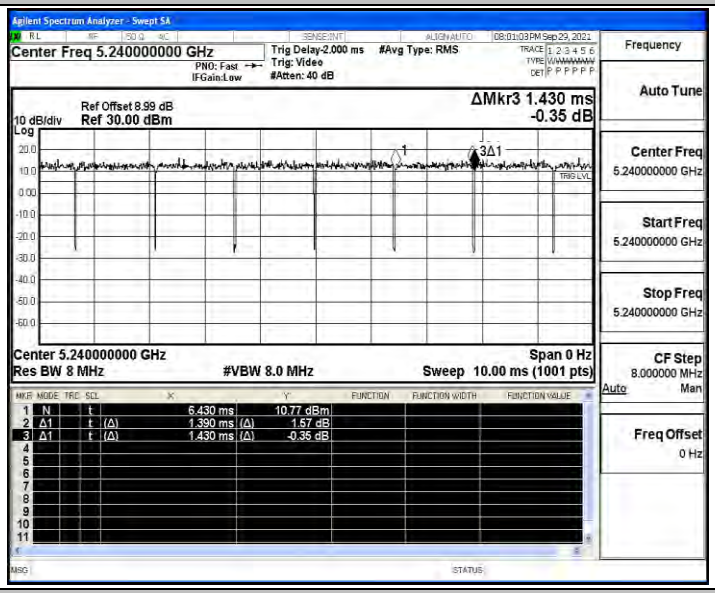 |



| 11N20SISO_Ant2_5180 |
| --- |
| 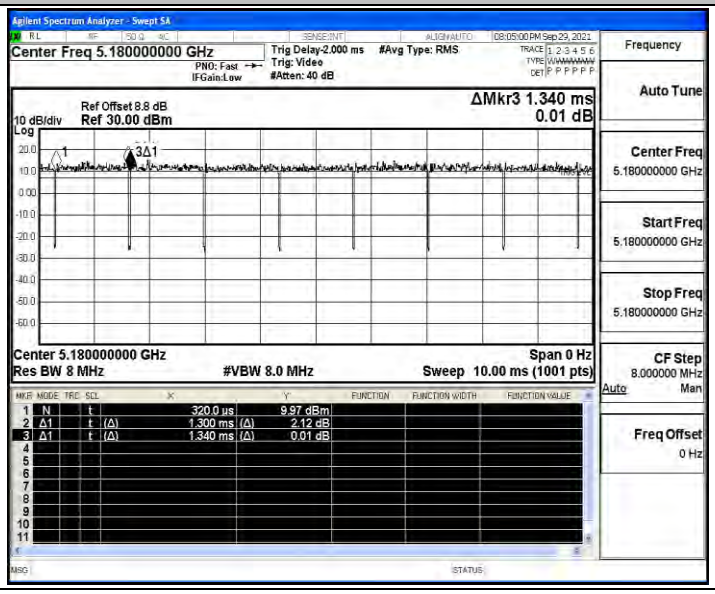 |

| 11N20SISO_Ant2_5200 |
|---|
| 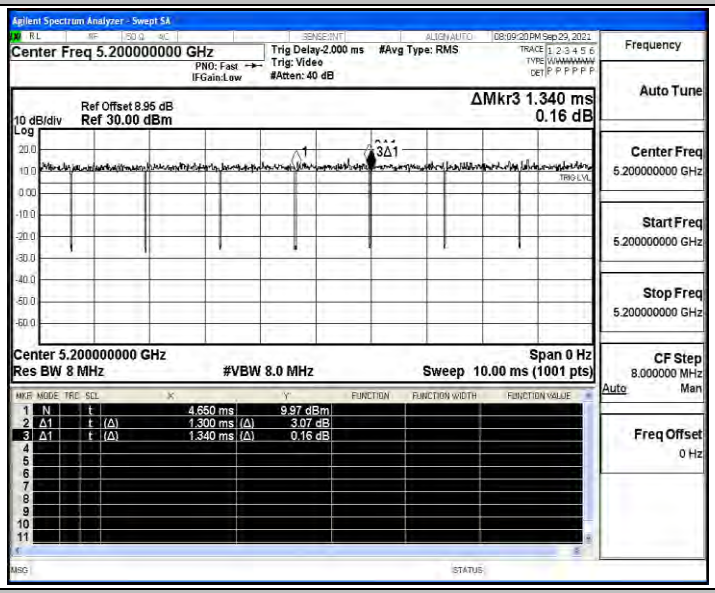 |



| 11N20SISO_Ant2_5240 |
|---|
| 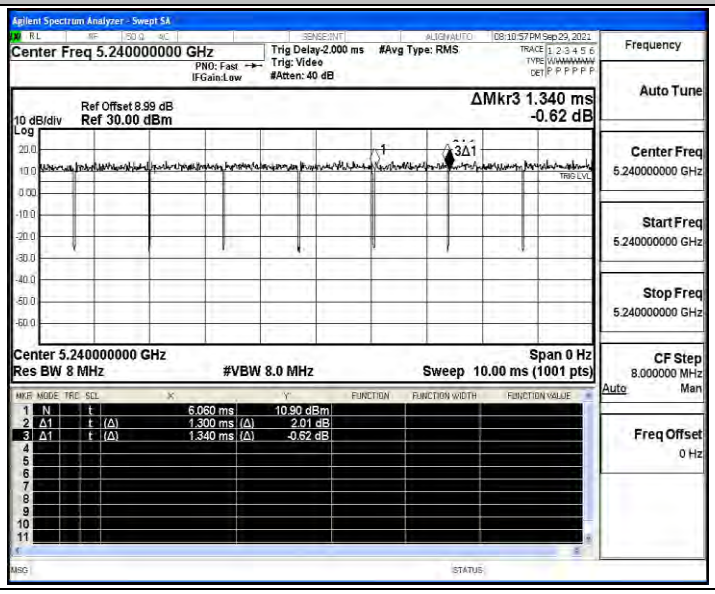 |

11N40SISO_Ant2_5190

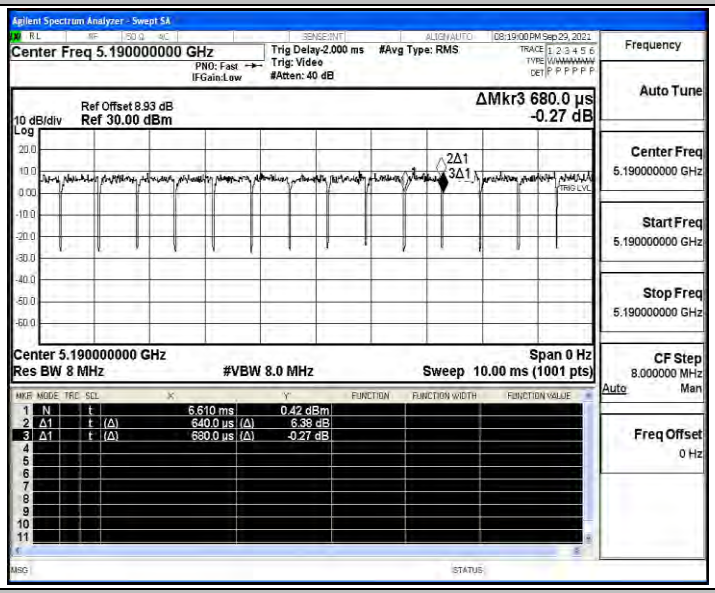


11N40SISO_Ant2_5230

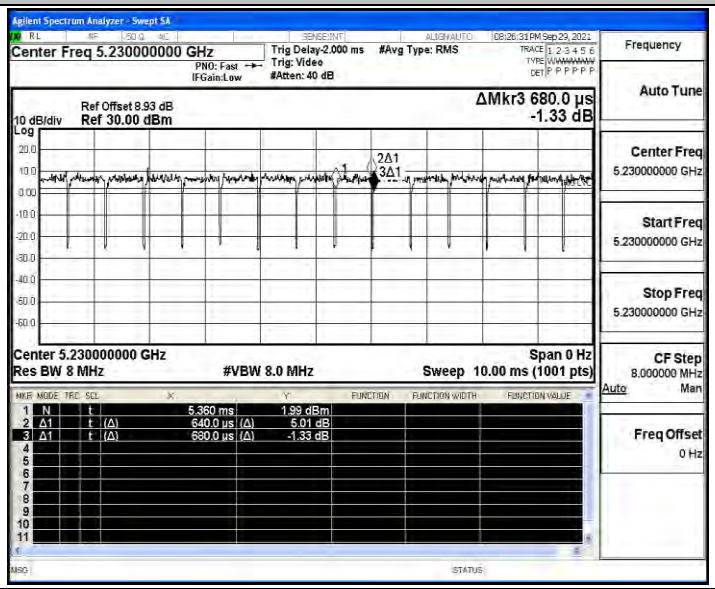

| 11AC20SISO_Ant2_5180 |
|---|
| 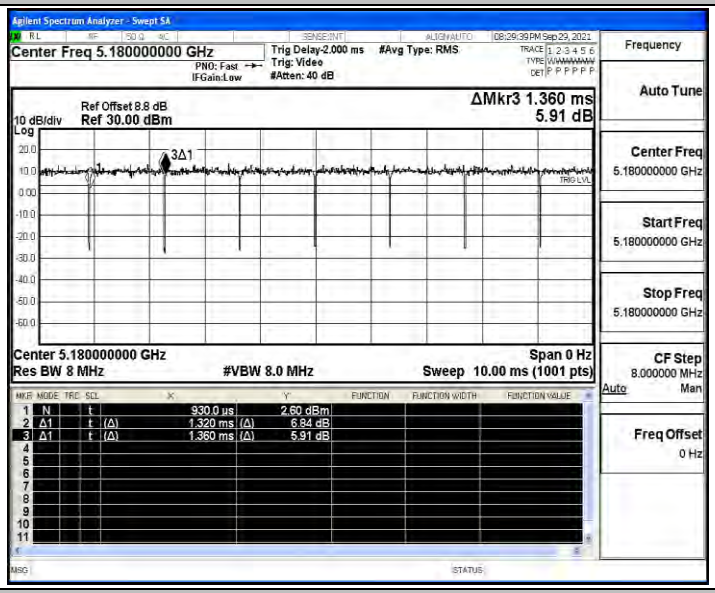 |



| 11AC20SISO_Ant2_5200 |
|---|
| 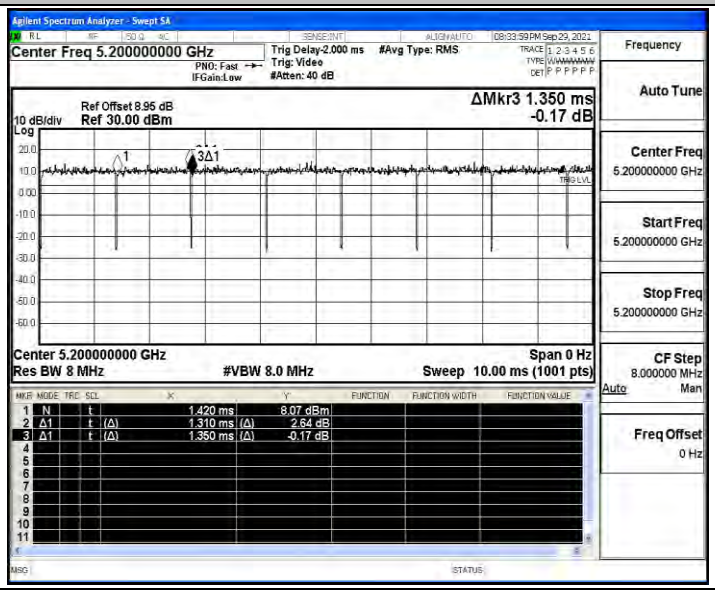 |

| 11AC20SISO_Ant2_5240 |
|---|
| 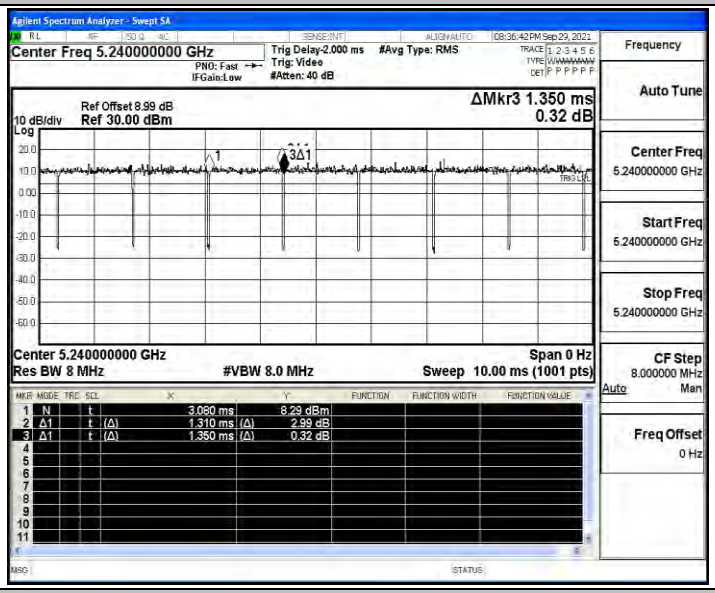 |



| 11AC40SISO_Ant2_5190 |
|---|
| 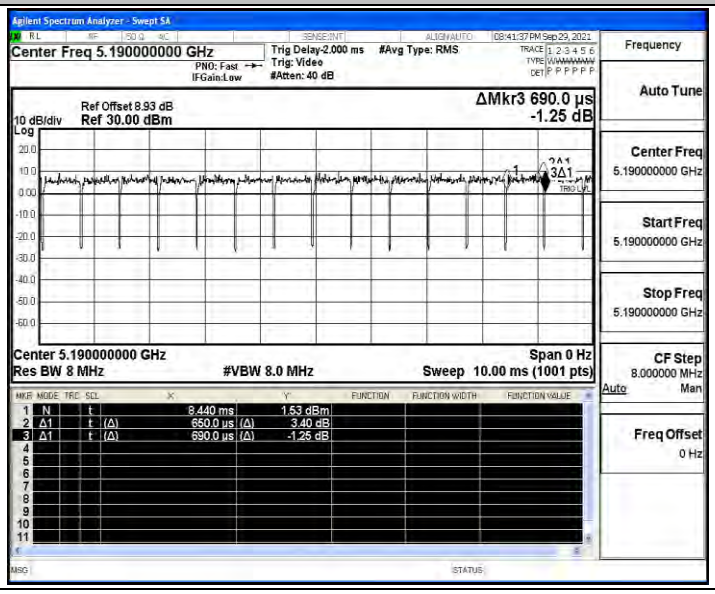 |

11AC40SISO_Ant2_5230

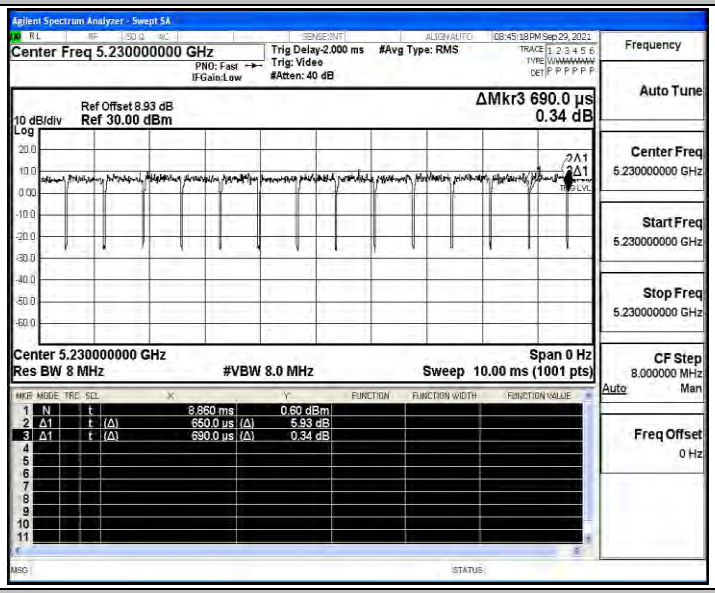


11AC80SISO_Ant2_5210

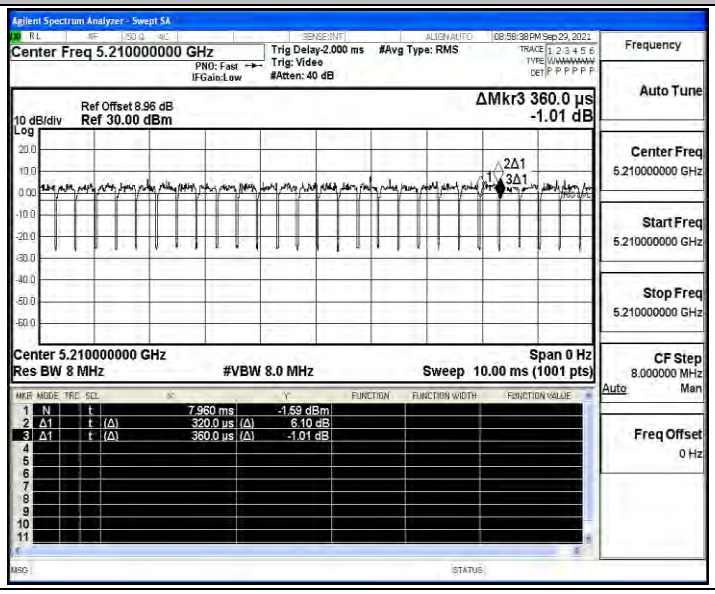

# Appendix D.2: Maximum conducted output power

## Test Result

**ANT 1**

| TestMode | Antenna | Channel | Result[dBm] | Duty Cycle Factor(dB) | Report Conducted Power(dBm) | Limit[dBm] | Verdict |
|---|---|---|---|---|---|---|---|
| 11A | Ant1 | 5180 | 4.34 | 0.12 | 4.46 | ≤23.98 | PASS |
| | | 5200 | 6.32 | 0.12 | 6.44 | ≤23.98 | PASS |
| | | 5240 | 9.47 | 0.12 | 9.59 | ≤23.98 | PASS |
| 11N20SISO | Ant1 | 5180 | 4.34 | 0.13 | 4.47 | ≤23.98 | PASS |
| | | 5200 | 6.26 | 0.13 | 6.39 | ≤23.98 | PASS |
| | | 5240 | 9.19 | 0.13 | 9.32 | ≤23.98 | PASS |
| 11N40SISO | Ant1 | 5190 | 5.47 | 0.26 | 5.73 | ≤23.98 | PASS |
| | | 5230 | 8.66 | 0.26 | 8.92 | ≤23.98 | PASS |
| 11AC20SISO | Ant1 | 5180 | 4.30 | 0.13 | 4.43 | ≤23.98 | PASS |
| | | 5200 | 6.21 | 0.13 | 6.34 | ≤23.98 | PASS |
| | | 5240 | 9.21 | 0.13 | 9.34 | ≤23.98 | PASS |
| 11AC40SISO | Ant1 | 5190 | 5.47 | 0.26 | 5.73 | ≤23.98 | PASS |
| | | 5230 | 8.70 | 0.26 | 8.96 | ≤23.98 | PASS |
| 11AC80SISO | Ant1 | 5210 | 6.00 | 0.51 | 6.51 | ≤23.98 | PASS |

**ANT 2**

| TestMode | Antenna | Channel | Result[dBm] | Duty Cycle Factor(dB) | Report Conducted Power(dBm) | Limit[dBm] | Verdict |
|---|---|---|---|---|---|---|---|
| 11A | Ant2 | 5180 | 7.59 | 0.12 | 7.71 | ≤23.98 | PASS |
| | | 5200 | 8.04 | 0.12 | 8.16 | ≤23.98 | PASS |
| | | 5240 | 8.38 | 0.12 | 8.50 | ≤23.98 | PASS |
| 11N20SISO | Ant2 | 5180 | 7.46 | 0.13 | 7.59 | ≤23.98 | PASS |
| | | 5200 | 8.06 | 0.13 | 8.19 | ≤23.98 | PASS |
| | | 5240 | 8.19 | 0.13 | 8.32 | ≤23.98 | PASS |
| 11N40SISO | Ant2 | 5190 | 6.77 | 0.26 | 7.03 | ≤23.98 | PASS |
| | | 5230 | 6.52 | 0.26 | 6.78 | ≤23.98 | PASS |
| 11AC20SISO | Ant2 | 5180 | 5.99 | 0.13 | 6.12 | ≤23.98 | PASS |
| | | 5200 | 6.40 | 0.13 | 6.53 | ≤23.98 | PASS |
| | | 5240 | 6.63 | 0.13 | 6.76 | ≤23.98 | PASS |
| 11AC40SISO | Ant2 | 5190 | 6.28 | 0.26 | 6.54 | ≤23.98 | PASS |
| | | 5230 | 6.72 | 0.26 | 6.98 | ≤23.98 | PASS |
| 11AC80SISO | Ant2 | 5210 | 6.09 | 0.51 | 6.60 | ≤23.98 | PASS |

**MIMO**

| TestMode | Channel | Report Conducted Power (dBm) | | | Limit (dBm) | Verdict |
|---|---|---|---|---|---|---|
| | | Ant 1 | Ant 2 | Sum | | |
| 11N20SISO | 5180 | 4.47 | 7.59 | 9.31 | ≤23.97 | PASS |
| | 5200 | 6.39 | 8.19 | 10.39 | | PASS |
| | 5240 | 9.32 | 8.32 | 11.86 | | PASS |
| 11N40SISO | 5190 | 5.73 | 7.03 | 9.44 | ≤23.97 | PASS |
| | 5230 | 8.92 | 6.78 | 10.99 | | PASS |
| 11AC20SISO | 5180 | 4.43 | 6.12 | 8.37 | ≤23.97 | PASS |
| | 5200 | 6.34 | 6.53 | 9.45 | | PASS |
| | 5240 | 9.34 | 6.76 | 11.25 | | PASS |
| 11AC40SISO | 5190 | 5.73 | 6.54 | 9.16 | ≤23.97 | PASS |
| | 5230 | 8.96 | 6.98 | 11.09 | | PASS |
| 11AC80SISO | 5210 | 6.51 | 6.60 | 9.57 | ≤23.97 | PASS |

# Appendix D.3: Maximum power spectral density

## Test Result

**ANT 1**

| TestMode | Antenna | Channel | Result [dBm/MHz] | Duty Cycle Factor(dB) | Report power spectral density [dBm/MHz] | Limit[dBm/MHz] | Verdict |
|---|---|---|---|---|---|---|---|
| 11A | Ant1 | 5180 | -5.85 | 0.12 | -5.73 | ≤11 | PASS |
| | | 5200 | -3.76 | 0.12 | -3.64 | ≤11 | PASS |
| | | 5240 | -0.59 | 0.12 | -0.47 | ≤11 | PASS |
| 11N20SISO | Ant1 | 5180 | -6.09 | 0.13 | -5.96 | ≤11 | PASS |
| | | 5200 | -4.12 | 0.13 | -3.99 | ≤11 | PASS |
| | | 5240 | -1.06 | 0.13 | -0.93 | ≤11 | PASS |
| 11N40SISO | Ant1 | 5190 | -8.33 | 0.26 | -8.07 | ≤11 | PASS |
| | | 5230 | -5.5 | 0.26 | -5.24 | ≤11 | PASS |
| 11AC20SISO | Ant1 | 5180 | -6.01 | 0.13 | -5.88 | ≤11 | PASS |
| | | 5200 | -4.07 | 0.13 | -3.94 | ≤11 | PASS |
| | | 5240 | -1.14 | 0.13 | -1.01 | ≤11 | PASS |
| 11AC40SISO | Ant1 | 5190 | -8.36 | 0.26 | -8.10 | ≤11 | PASS |
| | | 5230 | -5.73 | 0.26 | -5.47 | ≤11 | PASS |
| 11AC80SISO | Ant1 | 5210 | -10.73 | 0.51 | -10.22 | ≤11 | PASS |

Note：1.The Result and Limit Unit is dBm/500 kHz in the band 5.725–5.85 GHz.

## Test Graphs

11A_Ant1_5180

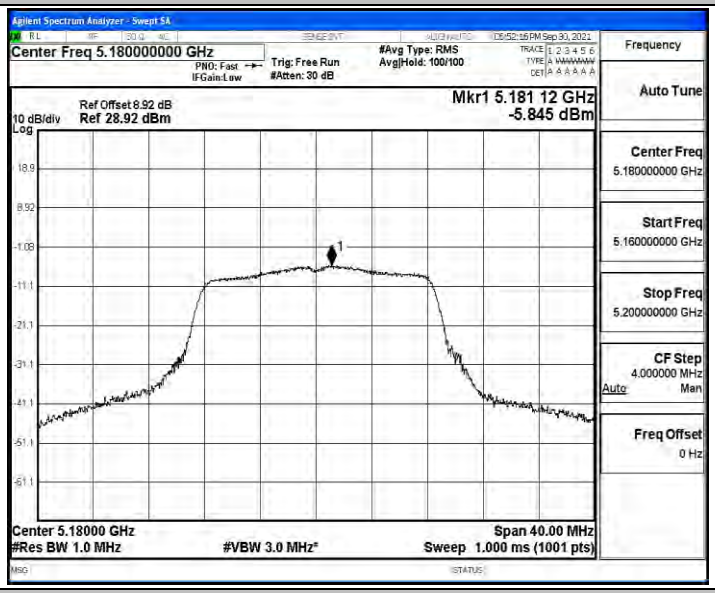


11A_Ant1_5200

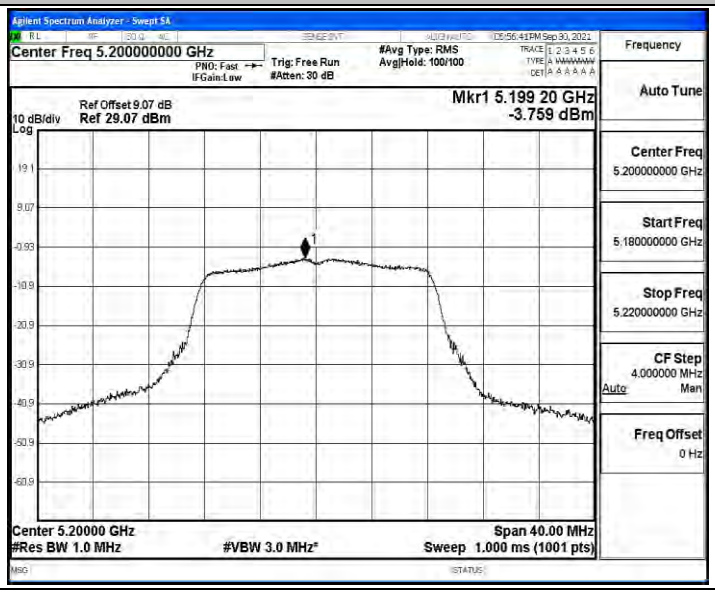

11A_Ant1_5240

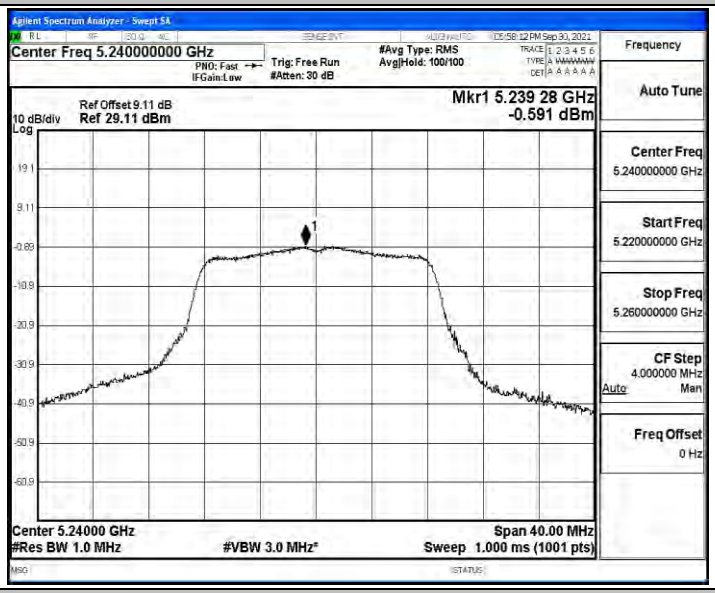


11N20SISO_Ant1_5180

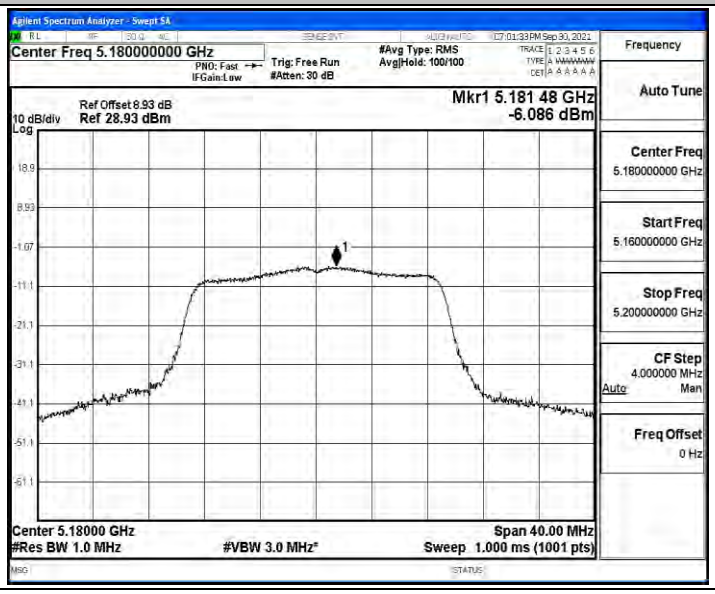

| 11N20SISO_Ant1_5200 |
|---|
| 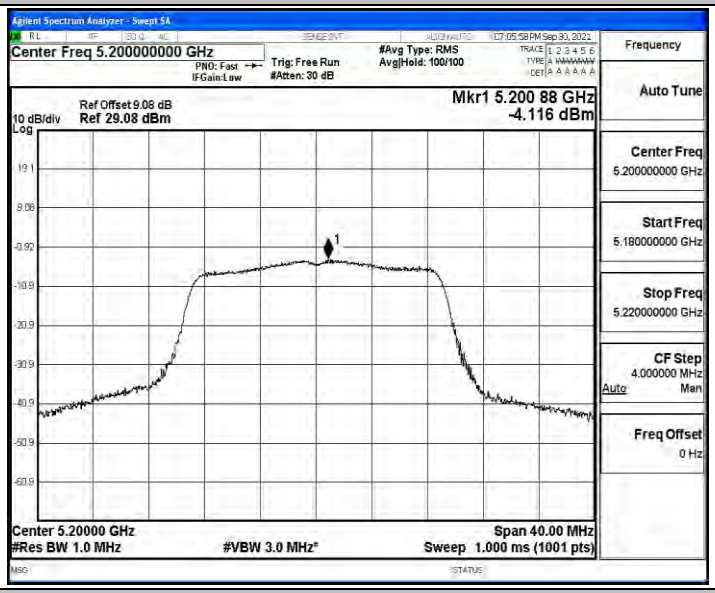 |



| 11N20SISO_Ant1_5240 |
|---|
| 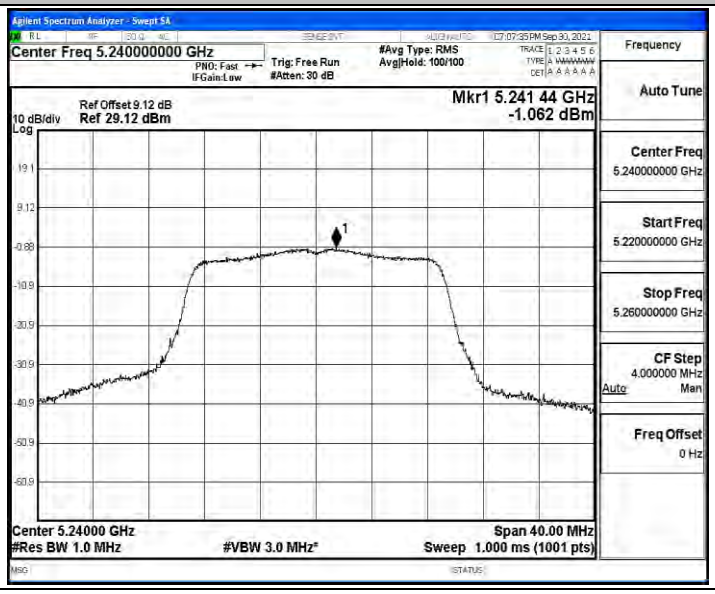 |

| 11N40SISO_Ant1_5190 |
|---|
| 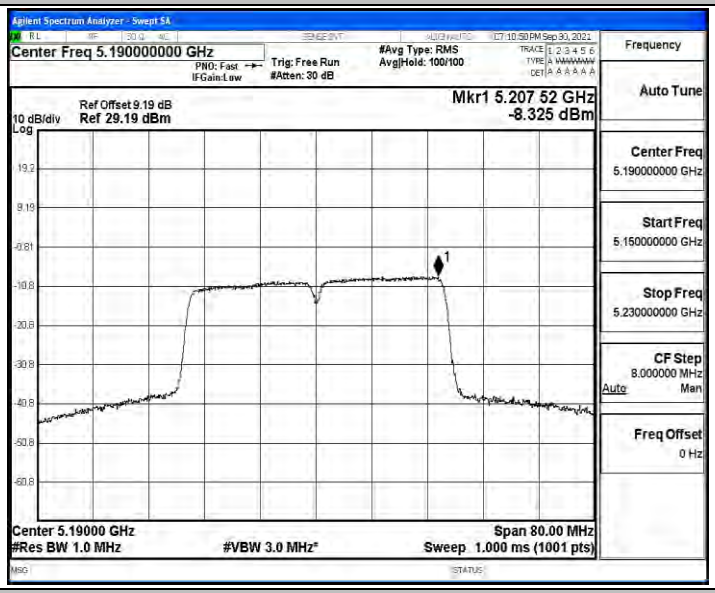 |



| 11N40SISO_Ant1_5230 |
|---|
| 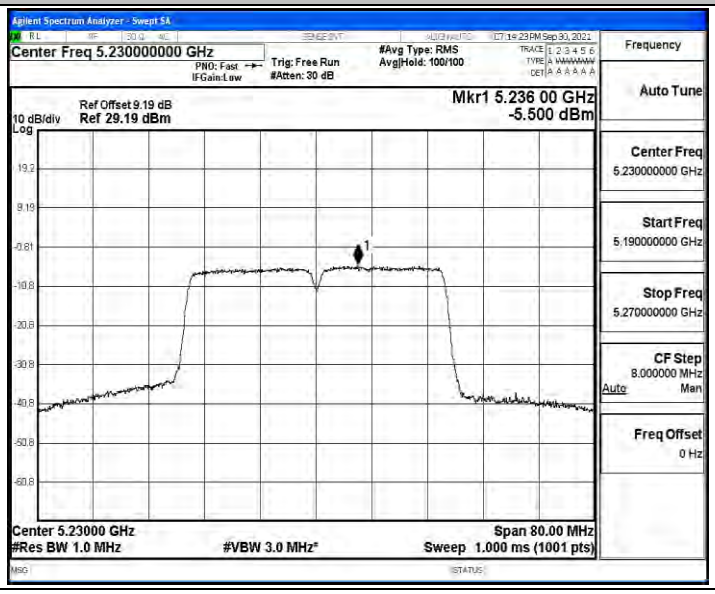 |

| 11AC20SISO_Ant1_5180 |
|---|
| 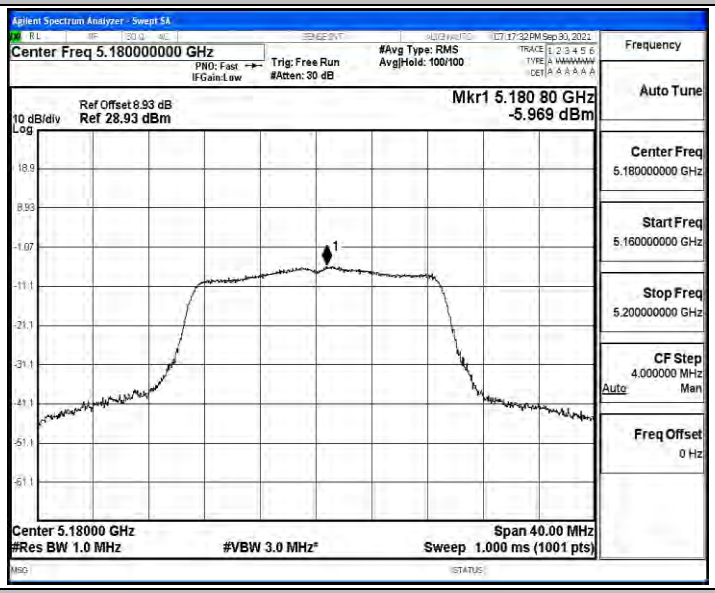 |



| 11AC20SISO_Ant1_5200 |
|---|
| 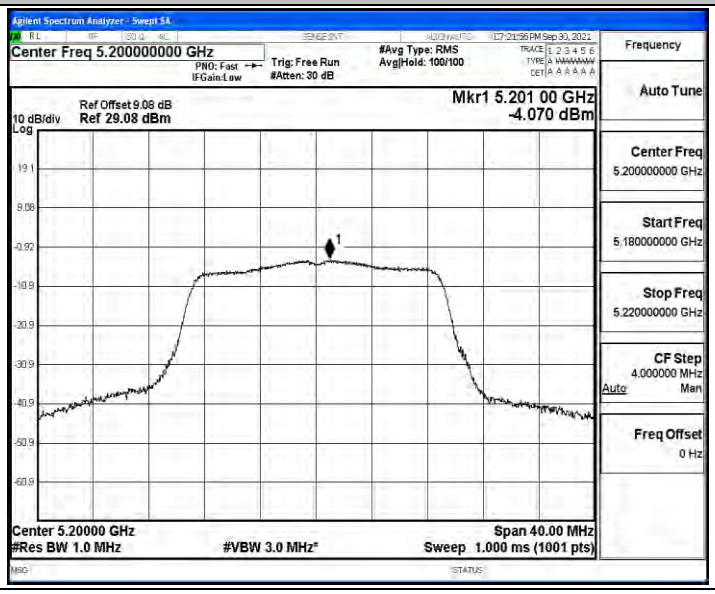 |

11AC20SISO_Ant1_5240

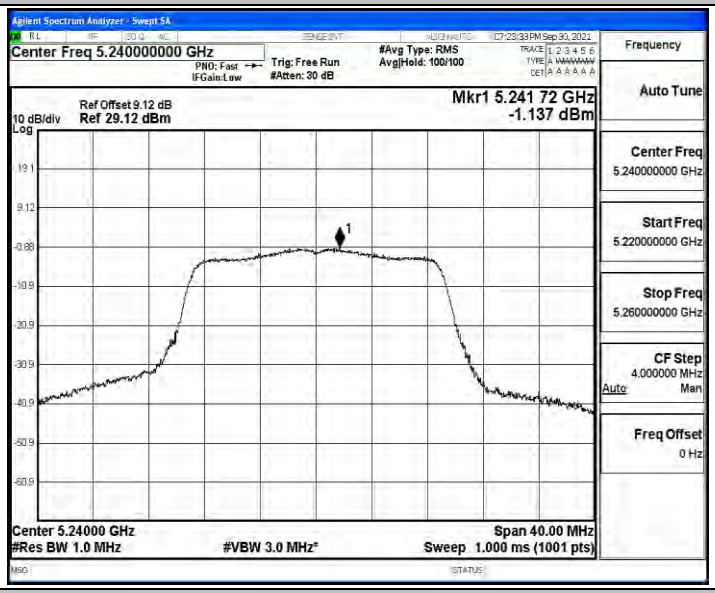


11AC40SISO_Ant1_5190

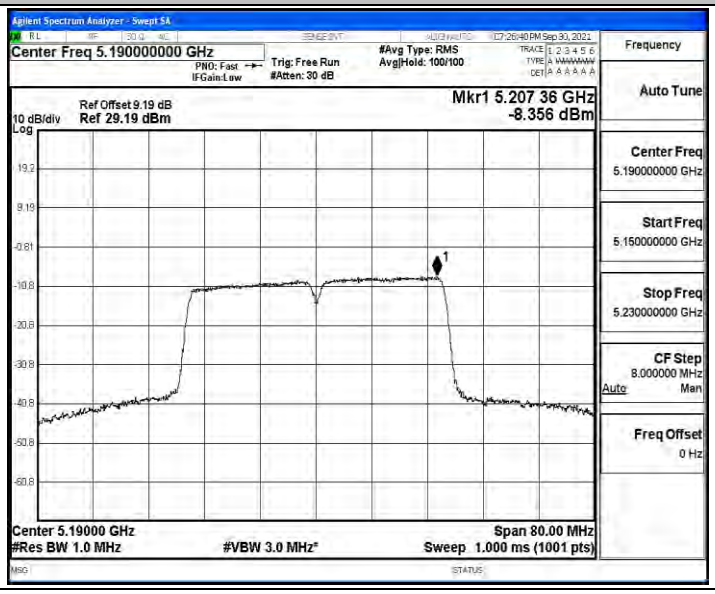

| 11AC40SISO_Ant1_5230 |
|---|
| 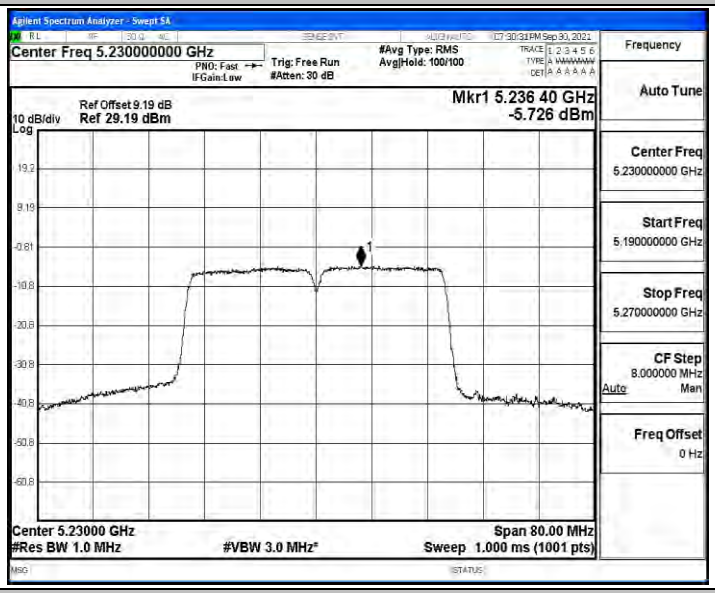 |



| 11AC80SISO_Ant1_5210 |
|---|
| 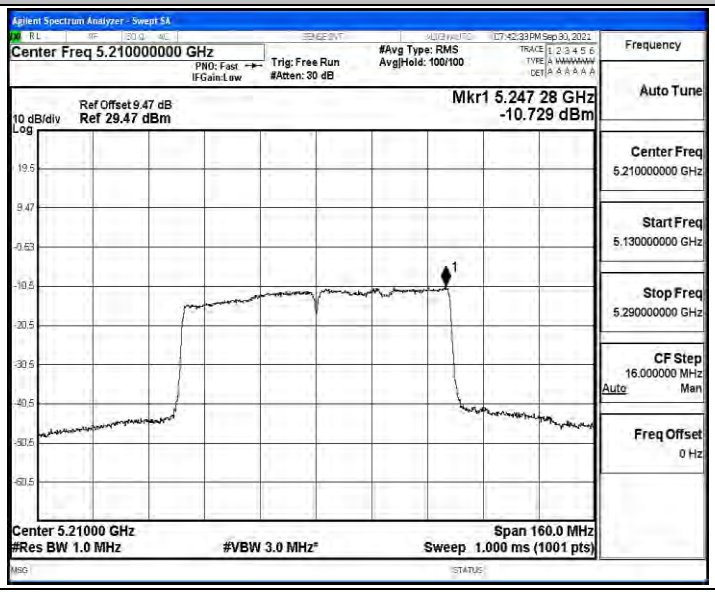 |

**ANT 2**

| TestMode | Antenna | Channel | Result [dBm/MHz] | Duty Cycle Factor(dB) | Report power spectral density [dBm/MHz] | Limit[dBm/MHz] | Verdict |
|---|---|---|---|---|---|---|---|
| 11A | Ant2 | 5180 | -2.63 | 0.12 | -2.51 | ≤11 | PASS |
| | | 5200 | -1.70 | 0.12 | -1.58 | ≤11 | PASS |
| | | 5240 | -1.71 | 0.12 | -1.59 | ≤11 | PASS |
| 11N20SISO | Ant2 | 5180 | -3.07 | 0.13 | -2.94 | ≤11 | PASS |
| | | 5200 | -2.37 | 0.13 | -2.24 | ≤11 | PASS |
| | | 5240 | -2.13 | 0.13 | -2.00 | ≤11 | PASS |
| 11N40SISO | Ant2 | 5190 | -7.40 | 0.26 | -7.14 | ≤11 | PASS |
| | | 5230 | -7.71 | 0.26 | -7.45 | ≤11 | PASS |
| 11AC20SISO | Ant2 | 5180 | -4.14 | 0.13 | -4.01 | ≤11 | PASS |
| | | 5200 | -3.96 | 0.13 | -3.83 | ≤11 | PASS |
| | | 5240 | -3.69 | 0.13 | -3.56 | ≤11 | PASS |
| 11AC40SISO | Ant2 | 5190 | -7.82 | 0.26 | -7.56 | ≤11 | PASS |
| | | 5230 | -7.55 | 0.26 | -7.29 | ≤11 | PASS |
| 11AC80SISO | Ant2 | 5210 | -11.03 | 0.51 | -10.52 | ≤11 | PASS |

Note：1.The Result and Limit Unit is dBm/500 kHz in the band 5.725–5.85 GHz.

**MIMO**

| TestMode | Channel | Report power spectral density [dBm/MHz] | | | Limit[dBm/MHz] | Verdict |
|---|---|---|---|---|---|---|
| | | Ant 1 | Ant 2 | Sum | | |
| 11N20SISO | 5180 | -5.96 | -2.94 | -1.18 | ≤10.99 | PASS |
| | 5200 | -3.99 | -2.24 | -0.02 | | PASS |
| | 5240 | -0.93 | -2.00 | 1.58 | | PASS |
| 11N40SISO | 5190 | -8.07 | -7.14 | -4.57 | ≤10.99 | PASS |
| | 5230 | -5.24 | -7.45 | -3.20 | | PASS |
| 11AC20SISO | 5180 | -5.88 | -4.01 | -1.83 | ≤10.99 | PASS |
| | 5200 | -3.94 | -3.83 | -0.87 | | PASS |
| | 5240 | -1.01 | -3.56 | 0.91 | | PASS |
| 11AC40SISO | 5190 | -8.10 | -7.56 | -4.81 | ≤10.99 | PASS |
| | 5230 | -5.47 | -7.29 | -3.28 | | PASS |
| 11AC80SISO | 5210 | -10.22 | -10.52 | -7.36 | ≤10.99 | PASS |

## Test Graphs

11A_Ant2_5180

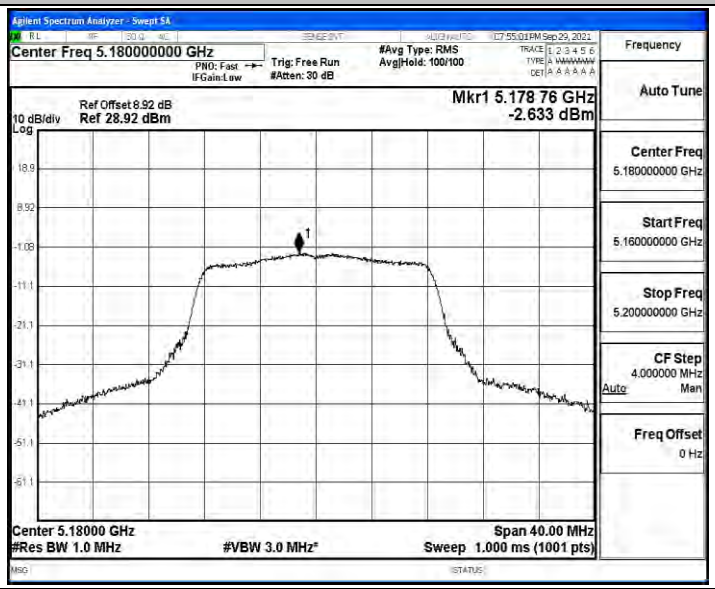


11A_Ant2_5200

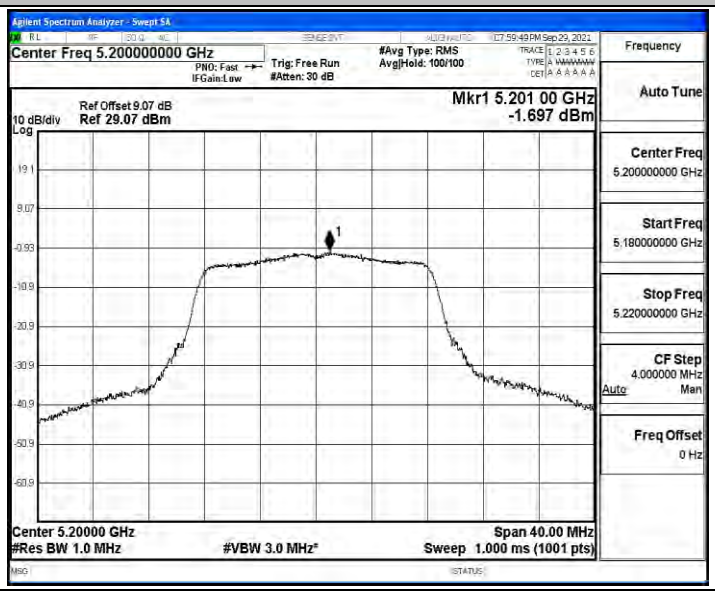

| 11A_Ant2_5240 |
|---|
| 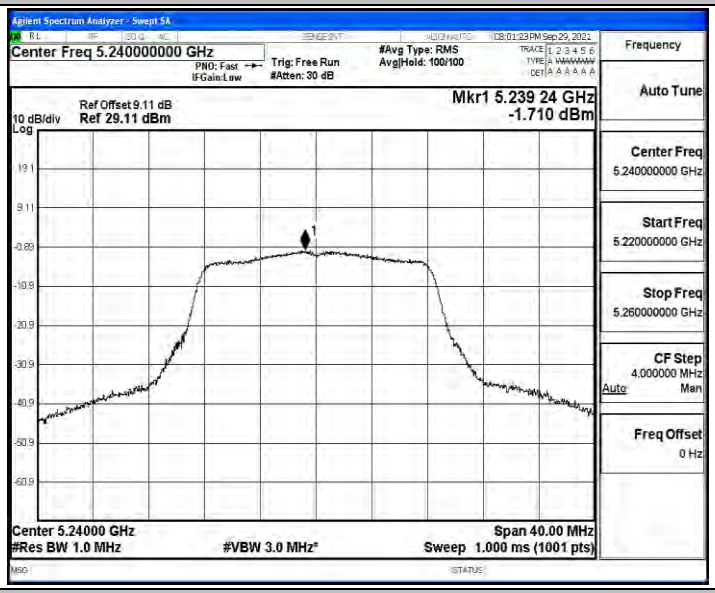 |



| 11N20SISO_Ant2_5180 |
|---|
| 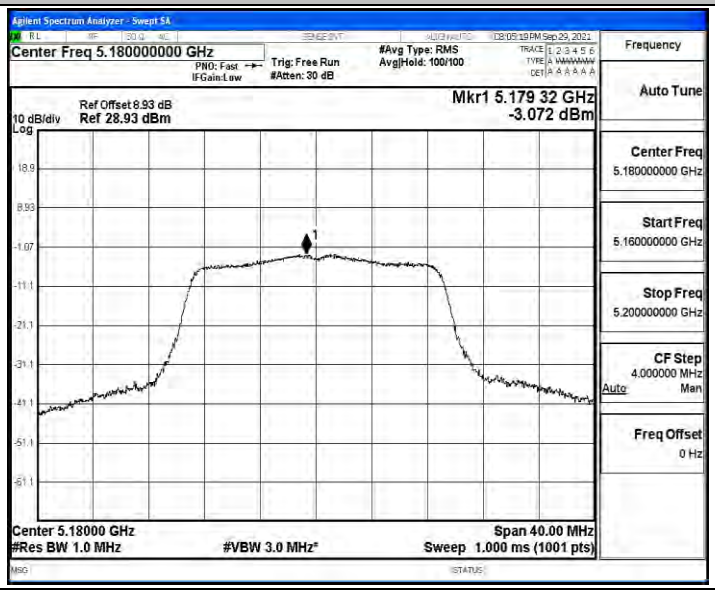 |

| 11N20SISO_Ant2_5200 |
|---|
| 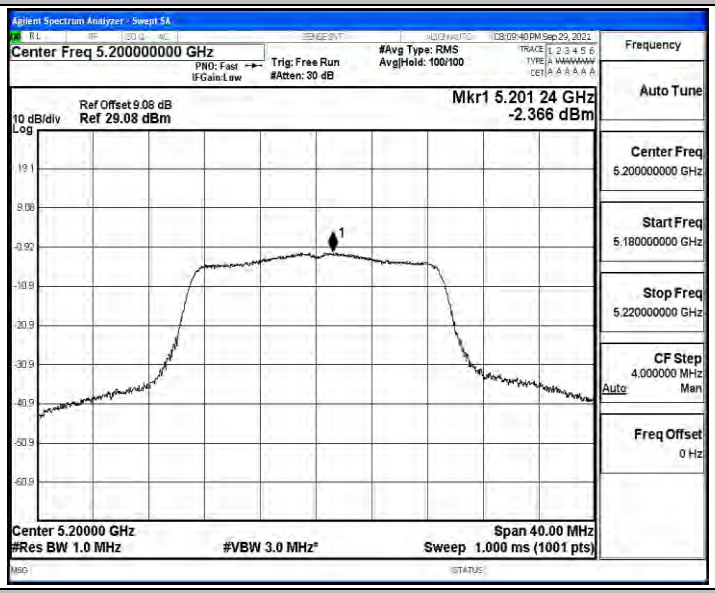 |



| 11N20SISO_Ant2_5240 |
|---|
| 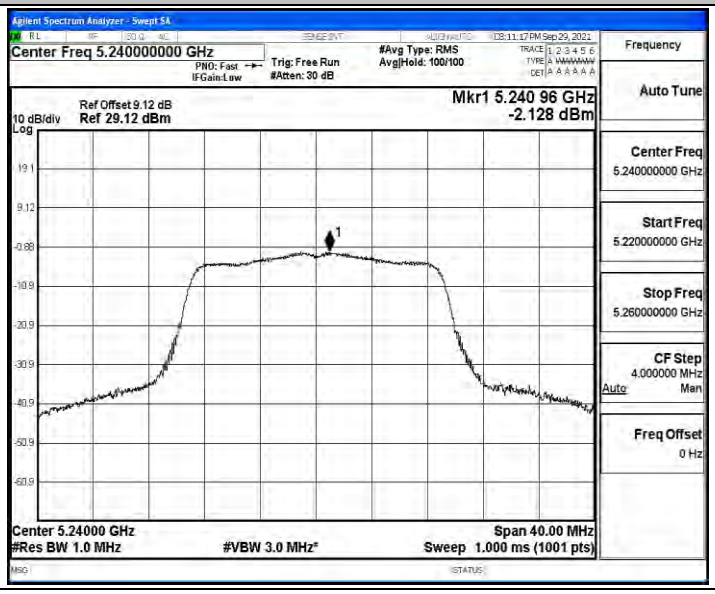 |

11N40SISO_Ant2_5190

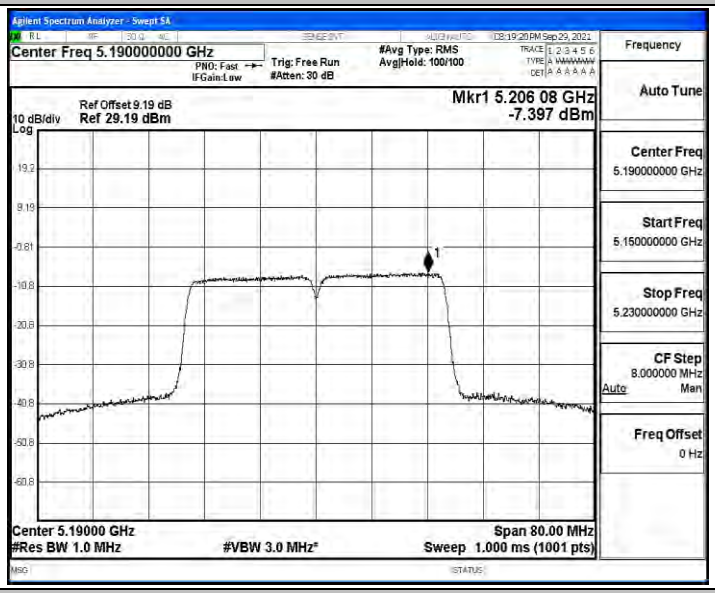


11N40SISO_Ant2_5230

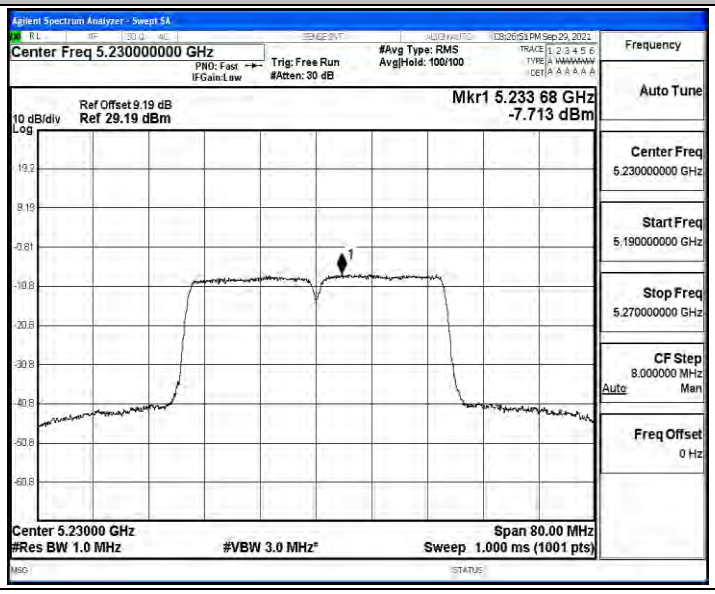

| 11AC20SISO_Ant2_5180 |
|---|
| 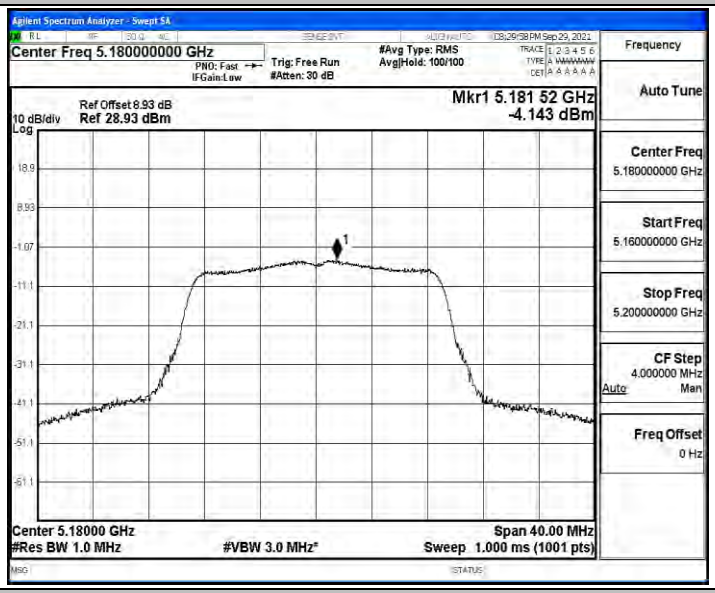 |



| 11AC20SISO_Ant2_5200 |
|---|
| 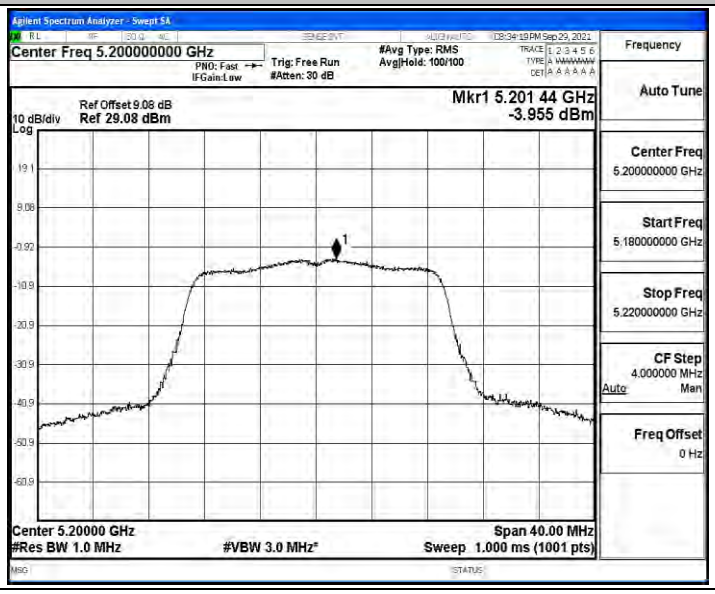 |

| 11AC20SISO_Ant2_5240 |
|---|
| 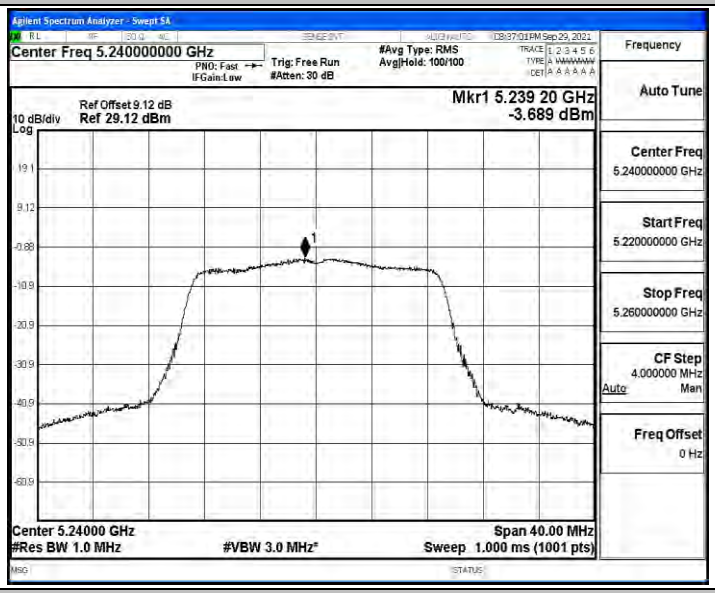 |



| 11AC40SISO_Ant2_5190 |
|---|
| 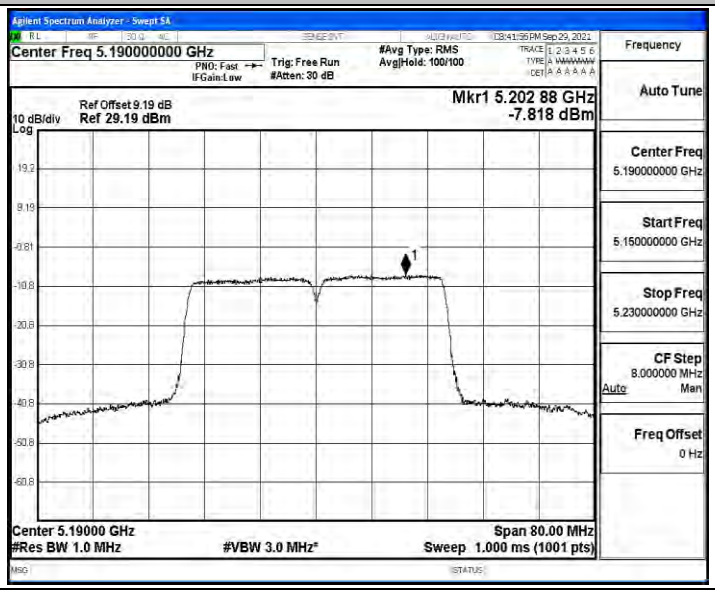 |

| 11AC40SISO_Ant2_5230 |
|---|
| 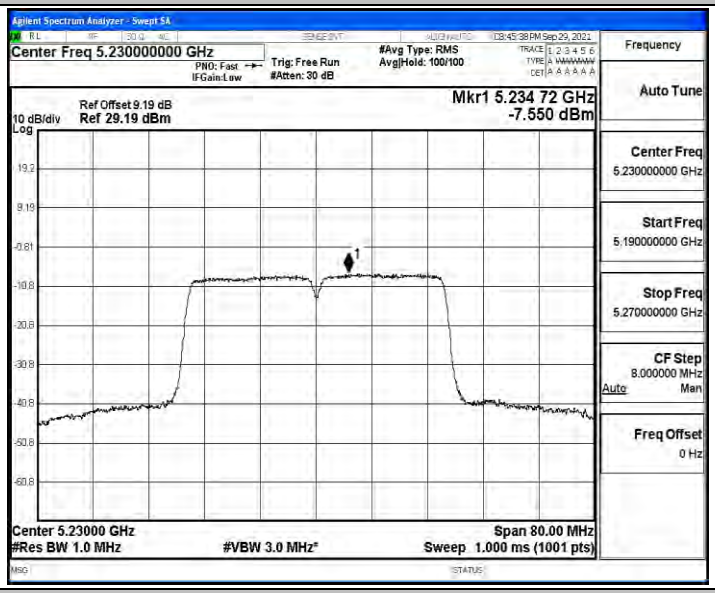 |



| 11AC80SISO_Ant2_5210 |
|---|
| 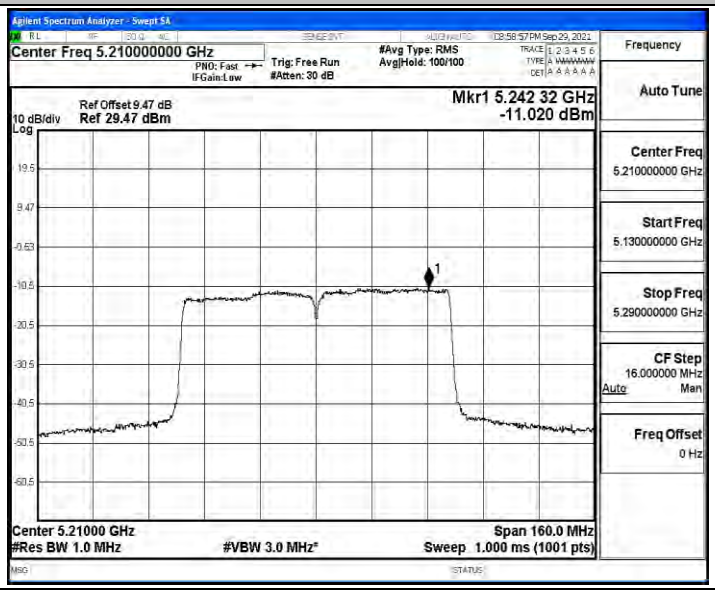 |

# Appendix D.4.1: Emission Bandwidth

## Test Result

**ANT 1**

| TestMode | Antenna | Channel | 26db EBW [MHz] | FL[MHz] | FH[MHz] | Limit[MHz] | Verdict |
|---|---|---|---|---|---|---|---|
| 11A | Ant1 | 5180 | 21.280 | 5169.560 | 5190.840 | --- | PASS |
| | | 5200 | 21.040 | 5189.640 | 5210.680 | --- | PASS |
| | | 5240 | 21.400 | 5229.240 | 5250.640 | --- | PASS |
| 11N20SISO | Ant1 | 5180 | 21.960 | 5169.240 | 5191.200 | --- | PASS |
| | | 5200 | 21.720 | 5189.240 | 5210.960 | --- | PASS |
| | | 5240 | 21.600 | 5229.160 | 5250.760 | --- | PASS |
| 11N40SISO | Ant1 | 5190 | 41.120 | 5169.040 | 5210.160 | --- | PASS |
| | | 5230 | 41.120 | 5209.040 | 5250.160 | --- | PASS |
| 11AC20SISO | Ant1 | 5180 | 21.840 | 5169.200 | 5191.040 | --- | PASS |
| | | 5200 | 21.600 | 5189.240 | 5210.840 | --- | PASS |
| | | 5240 | 21.200 | 5229.440 | 5250.640 | --- | PASS |
| 11AC40SISO | Ant1 | 5190 | 40.400 | 5170.000 | 5210.400 | --- | PASS |
| | | 5230 | 40.320 | 5210.000 | 5250.320 | --- | PASS |
| 11AC80SISO | Ant1 | 5210 | 81.920 | 5169.680 | 5251.600 | --- | PASS |

## Test Graphs

11A_Ant1_5180

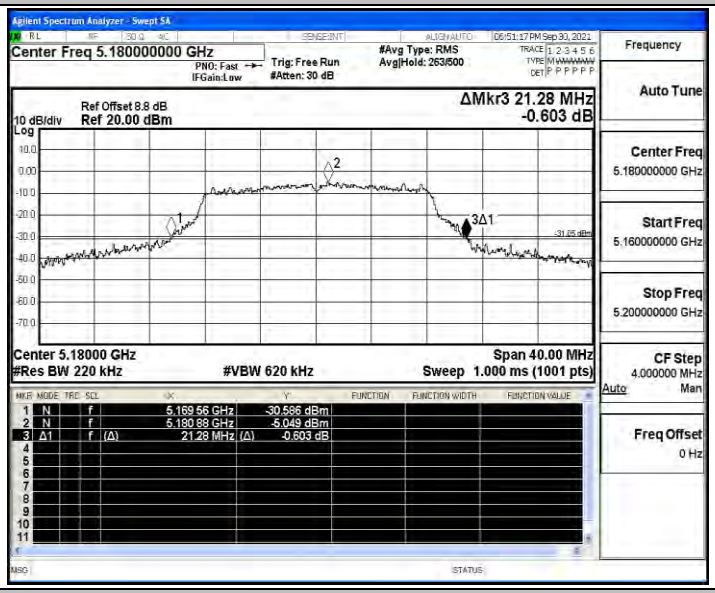


11A_Ant1_5200

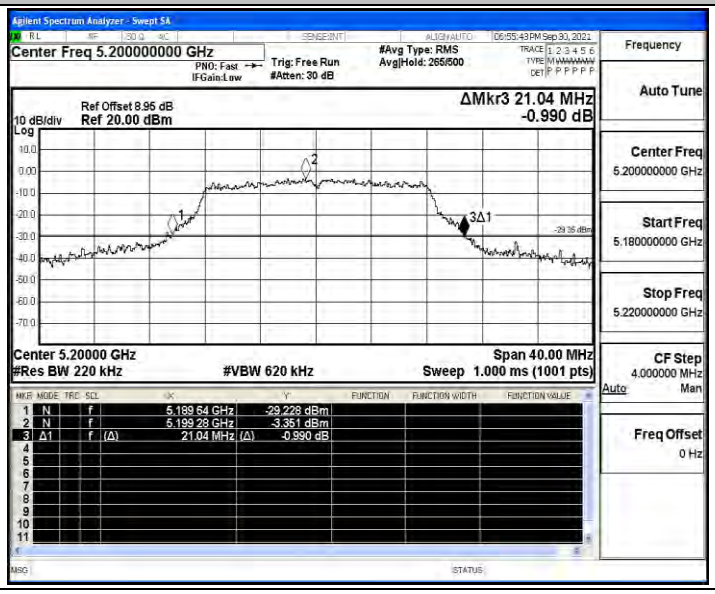

11A_Ant1_5240

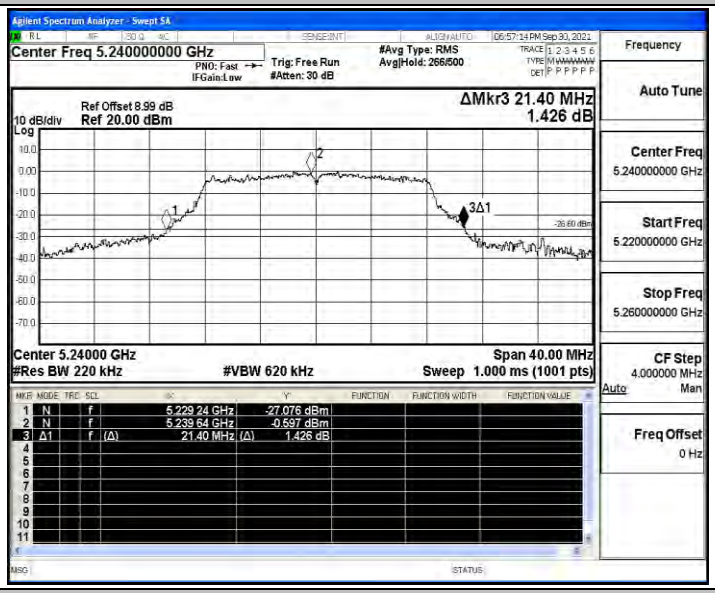


11N20SISO_Ant1_5180

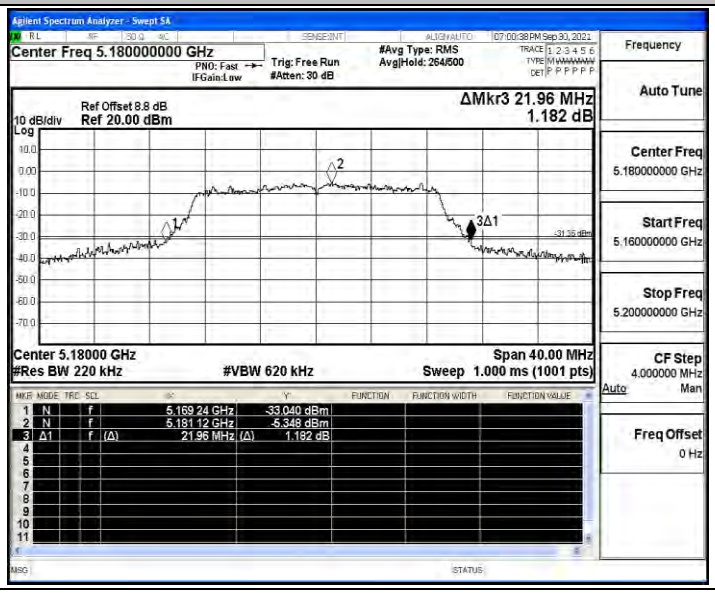

11N20SISO_Ant1_5200

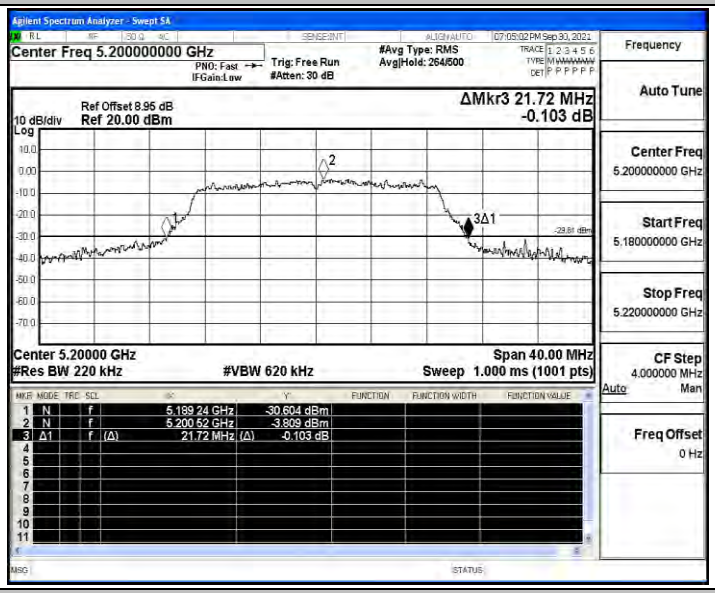


11N20SISO_Ant1_5240

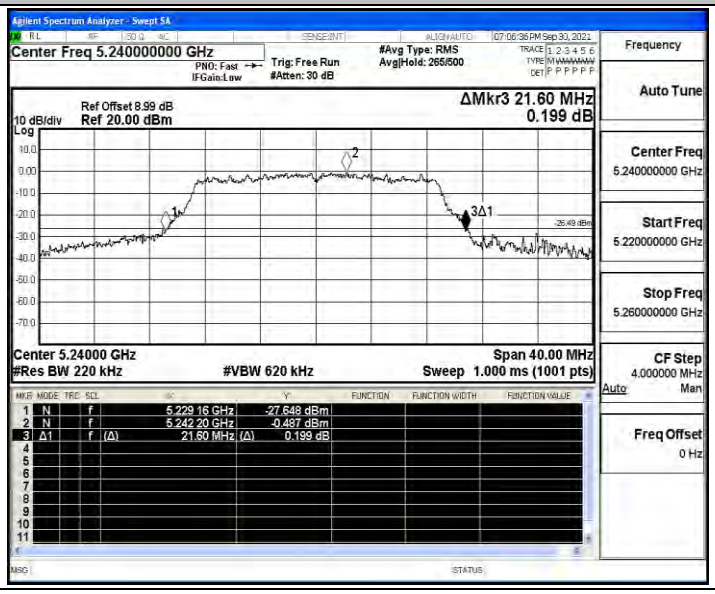

11N40SISO_Ant1_5190

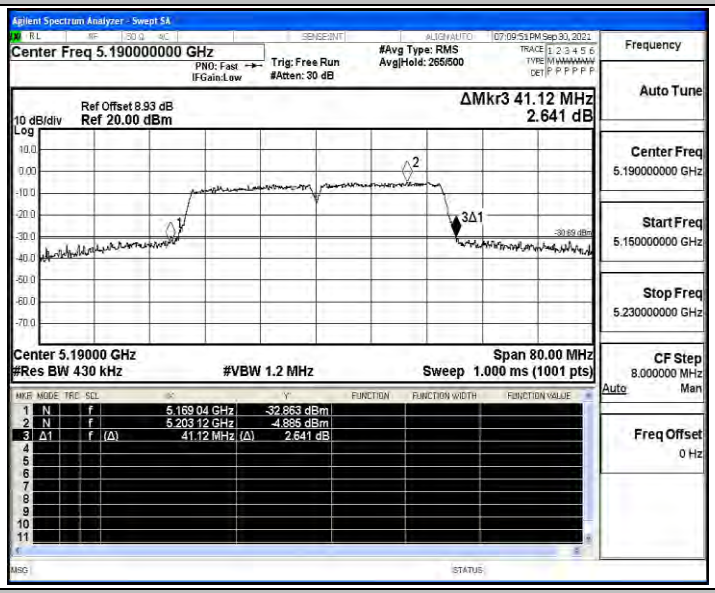


11N40SISO_Ant1_5230

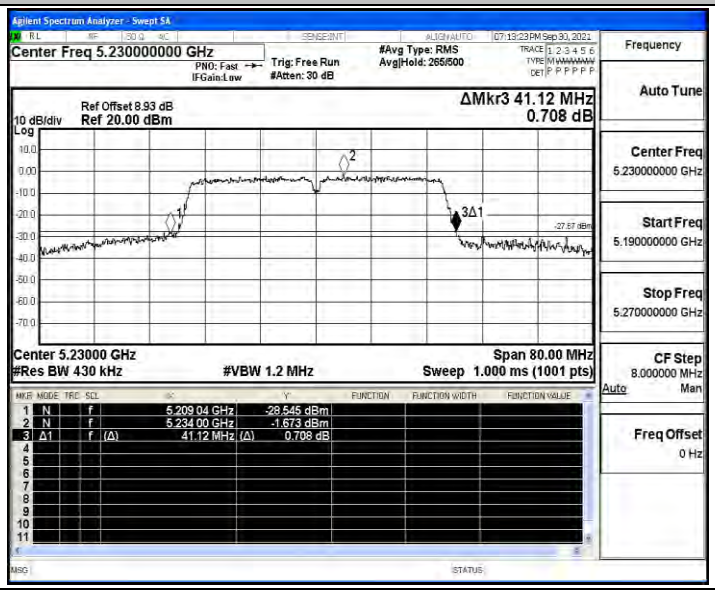

11AC20SISO_Ant1_5180

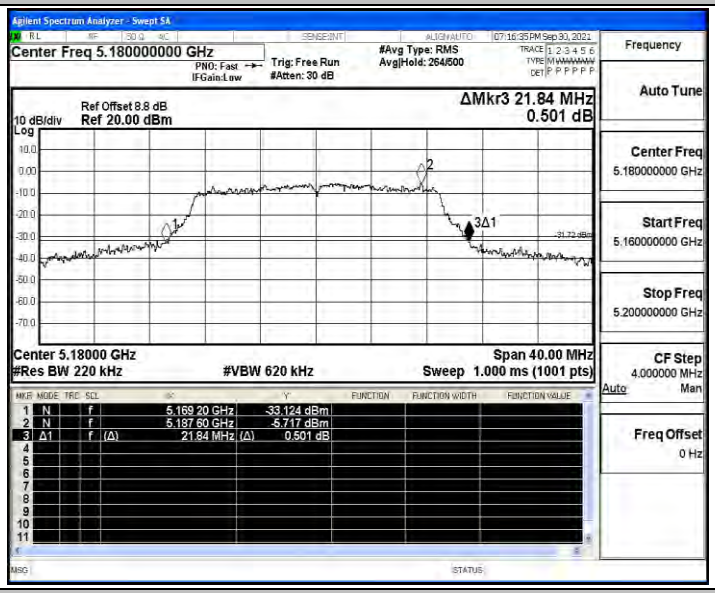


11AC20SISO_Ant1_5200

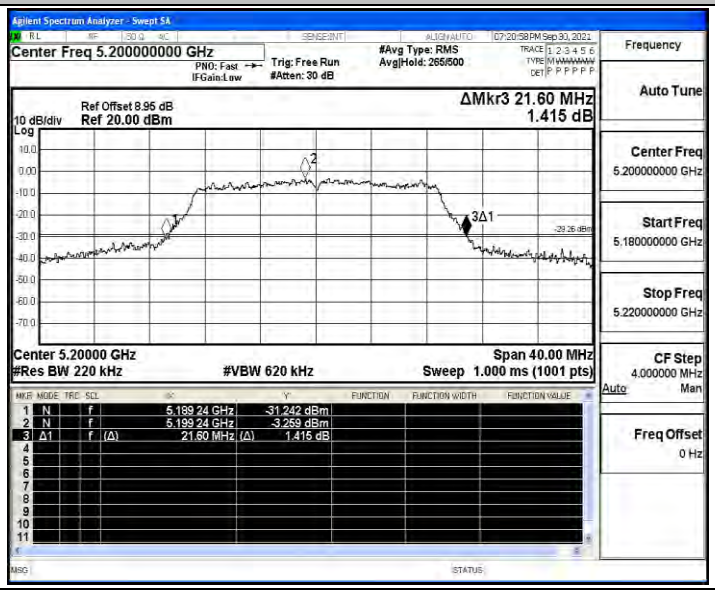

11AC20SISO_Ant1_5240

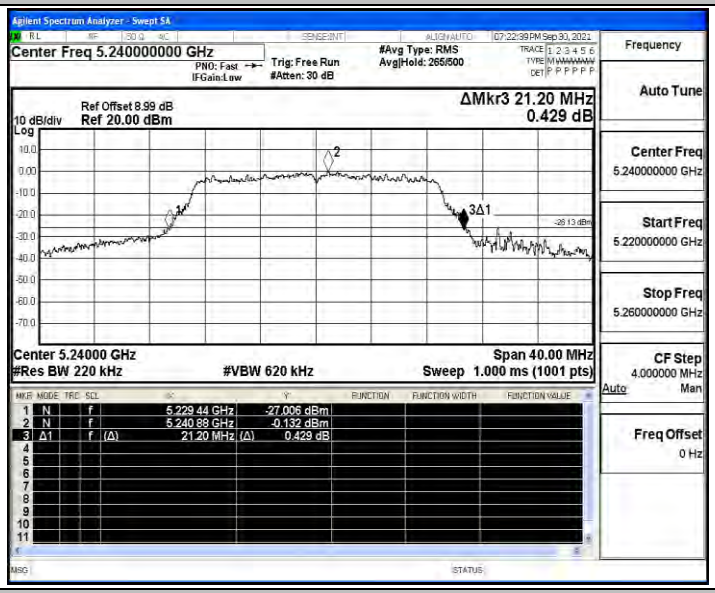


11AC40SISO_Ant1_5190

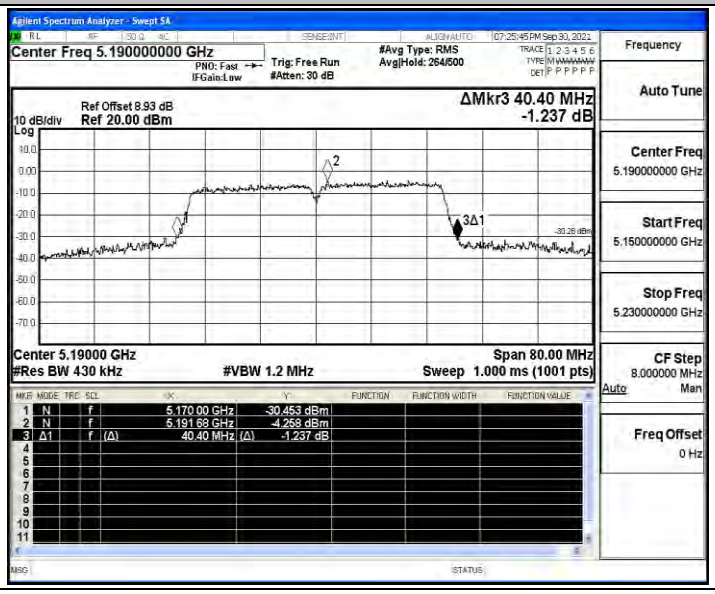

11AC40SISO_Ant1_5230

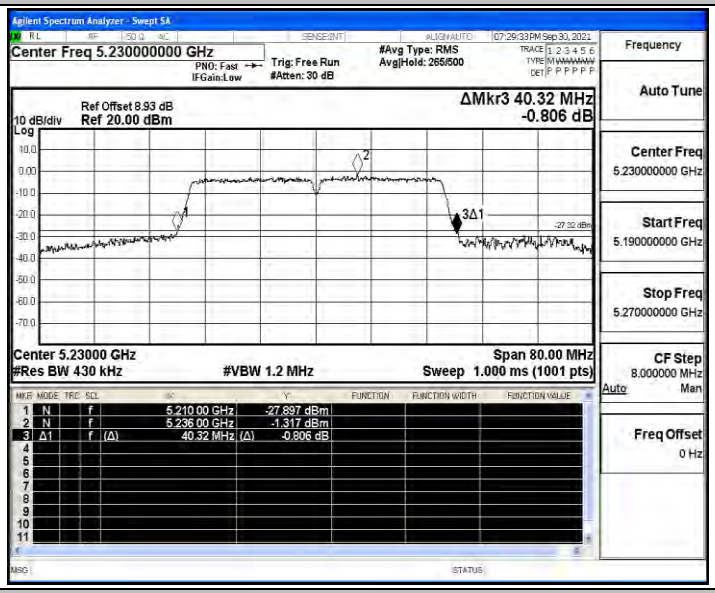


11AC80SISO_Ant1_5210

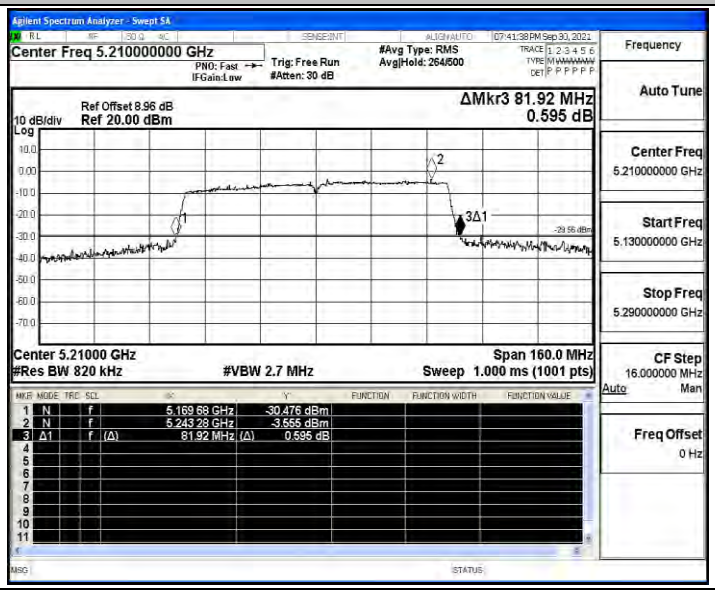

**ANT 2**

| TestMode | Antenna | Channel | 26db EBW [MHz] | FL[MHz] | FH[MHz] | Limit[MHz] | Verdict |
|---|---|---|---|---|---|---|---|
| 11A | Ant2 | 5180 | 22.32 | 5169.560 | 5190.840 | --- | PASS |
| | | 5200 | 21.40 | 5189.640 | 5210.680 | --- | PASS |
| | | 5240 | 21.24 | 5229.240 | 5250.640 | --- | PASS |
| 11N20SISO | Ant2 | 5180 | 23.16 | 5169.240 | 5191.200 | --- | PASS |
| | | 5200 | 22.12 | 5189.240 | 5210.960 | --- | PASS |
| | | 5240 | 21.48 | 5229.160 | 5250.760 | --- | PASS |
| 11N40SISO | Ant2 | 5190 | 40.00 | 5169.040 | 5210.160 | --- | PASS |
| | | 5230 | 40.40 | 5209.040 | 5250.160 | --- | PASS |
| 11AC20SISO | Ant2 | 5180 | 21.72 | 5169.200 | 5191.040 | --- | PASS |
| | | 5200 | 21.28 | 5189.240 | 5210.840 | --- | PASS |
| | | 5240 | 21.56 | 5229.440 | 5250.640 | --- | PASS |
| 11AC40SISO | Ant2 | 5190 | 40.80 | 5170.000 | 5210.400 | --- | PASS |
| | | 5230 | 40.08 | 5210.000 | 5250.320 | --- | PASS |
| 11AC80SISO | Ant2 | 5210 | 82.56 | 5169.680 | 5251.600 | --- | PASS |

## Test Graphs

11A_Ant2_5180

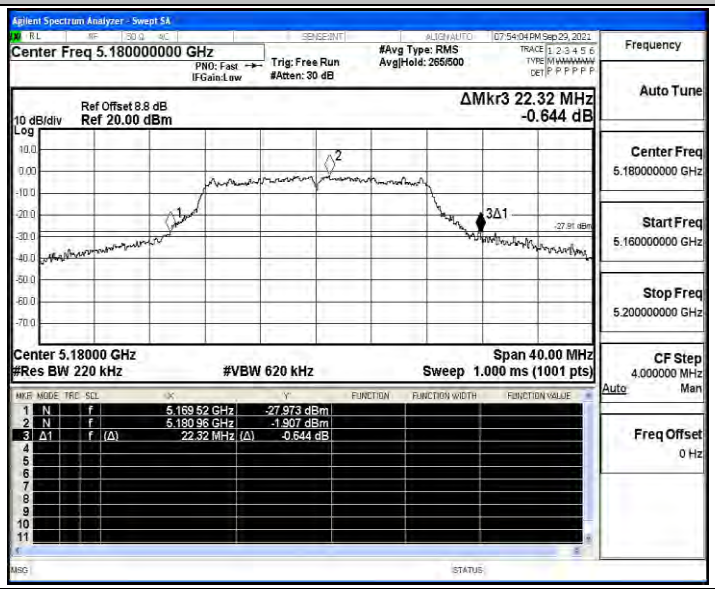


11A_Ant2_5200

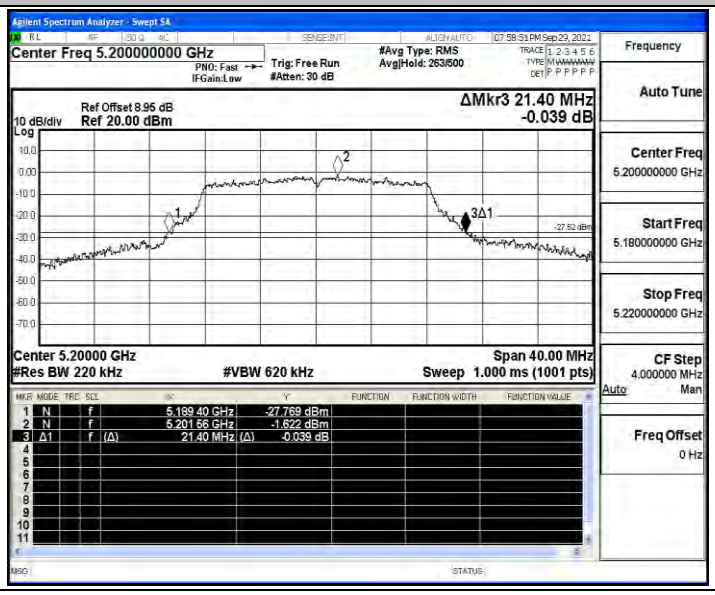

11A_Ant2_5240

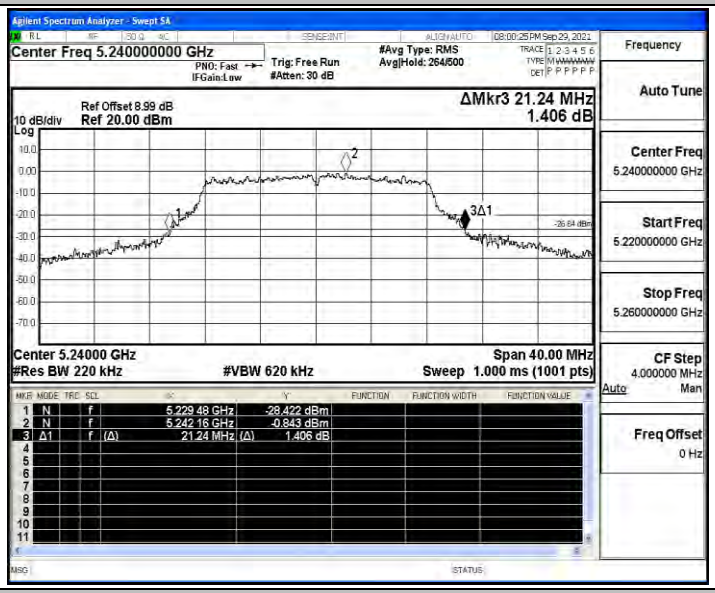


11N20SISO_Ant2_5180

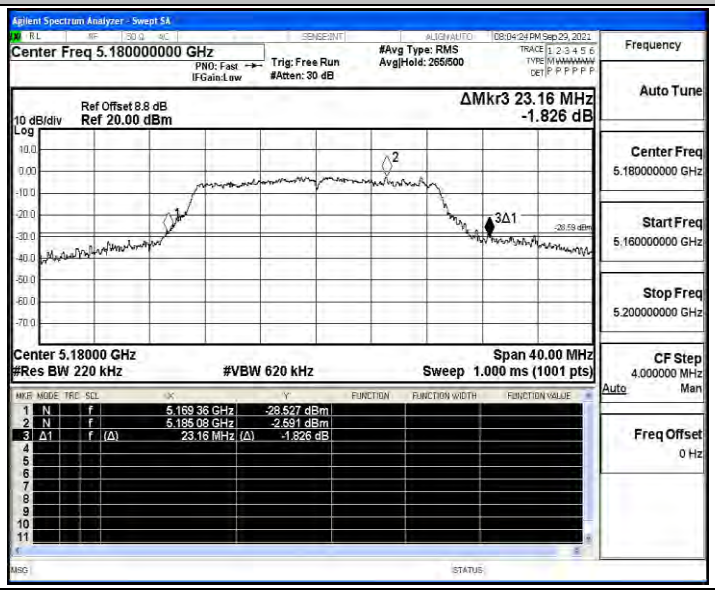

11N20SISO_Ant2_5200

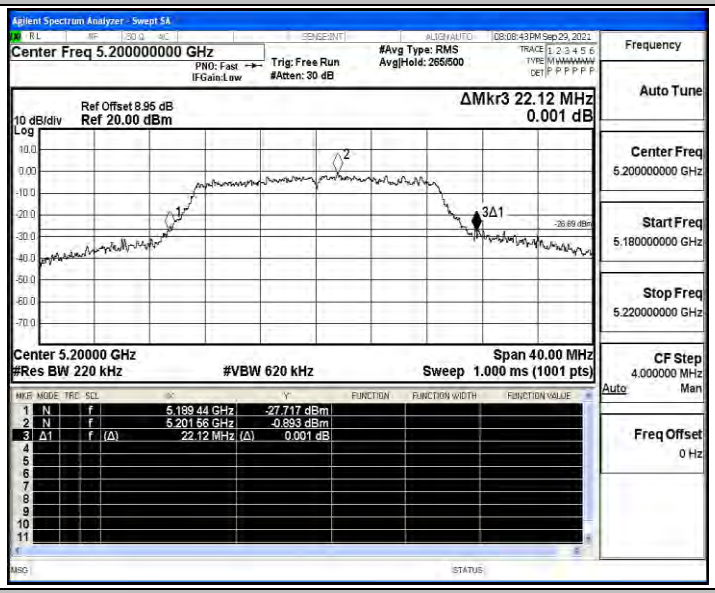


11N20SISO_Ant2_5240

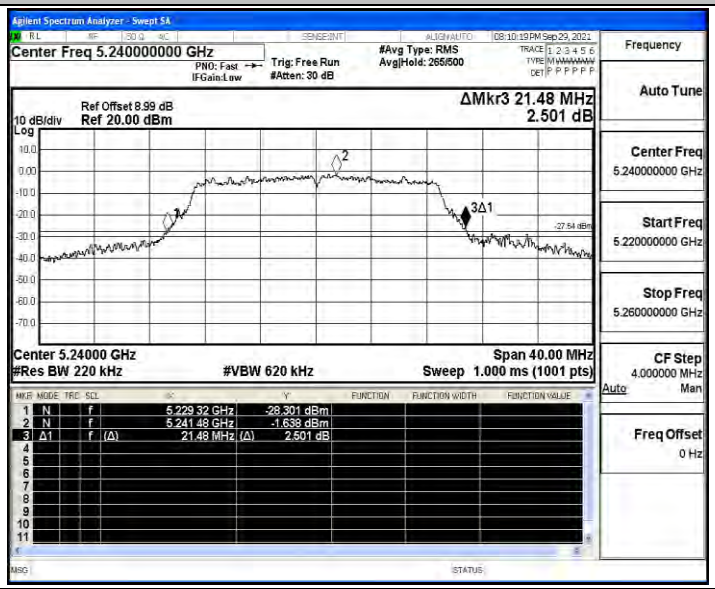

| 11N40SISO_Ant2_5190 |
|---|
| 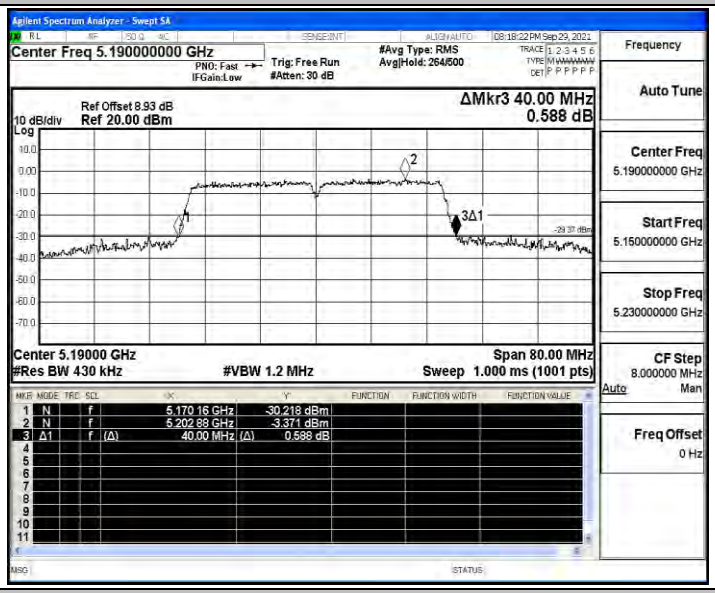 |



| 11N40SISO_Ant2_5230 |
|---|
| 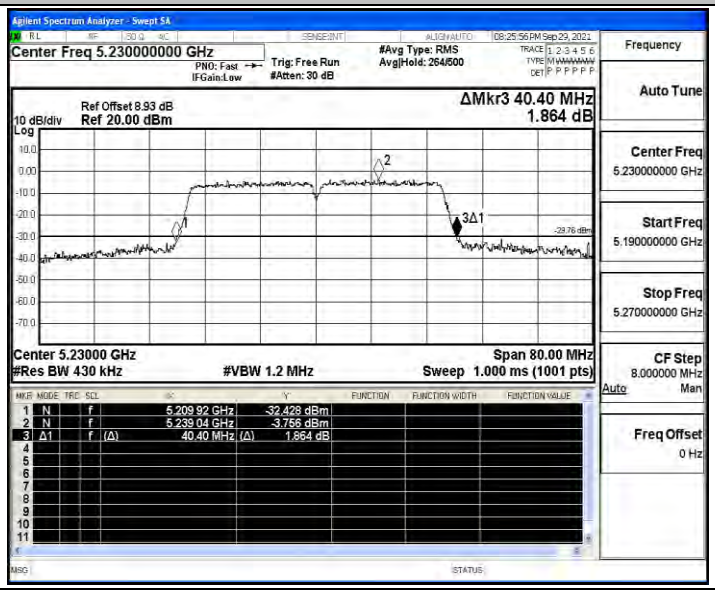 |

| 11AC20SISO_Ant2_5180 |
| --- |
| 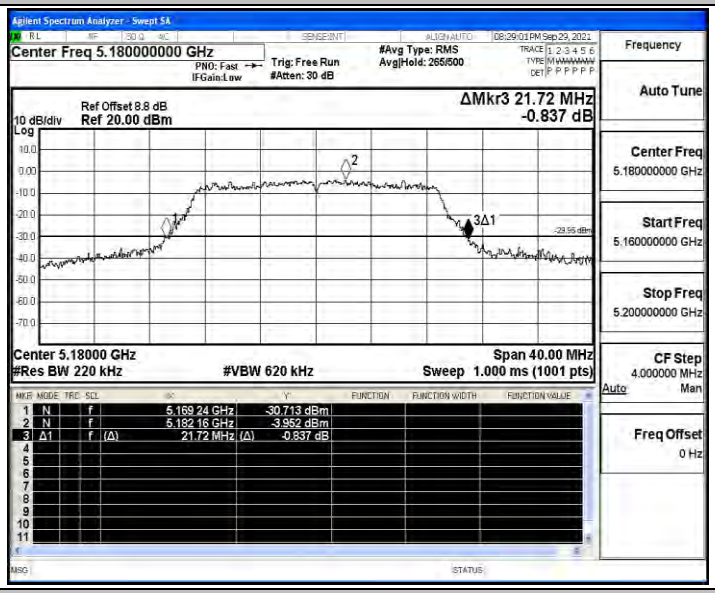 |



| 11AC20SISO_Ant2_5200 |
| --- |
| 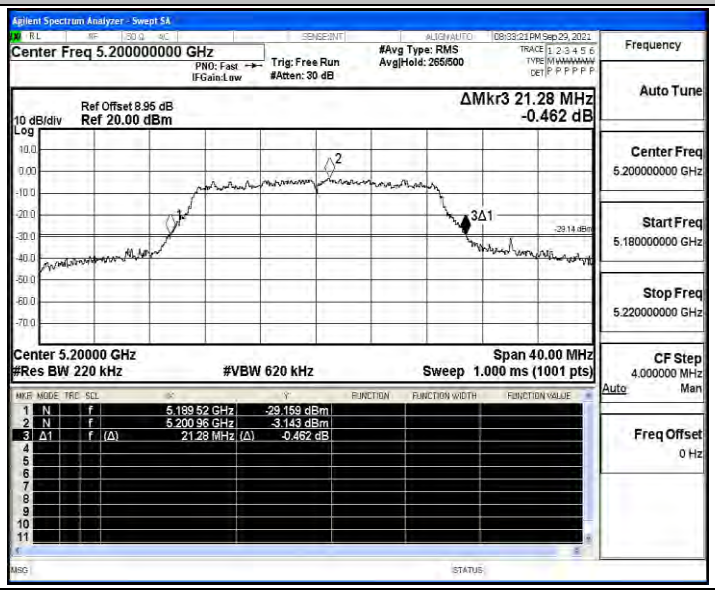 |

11AC20SISO_Ant2_5240

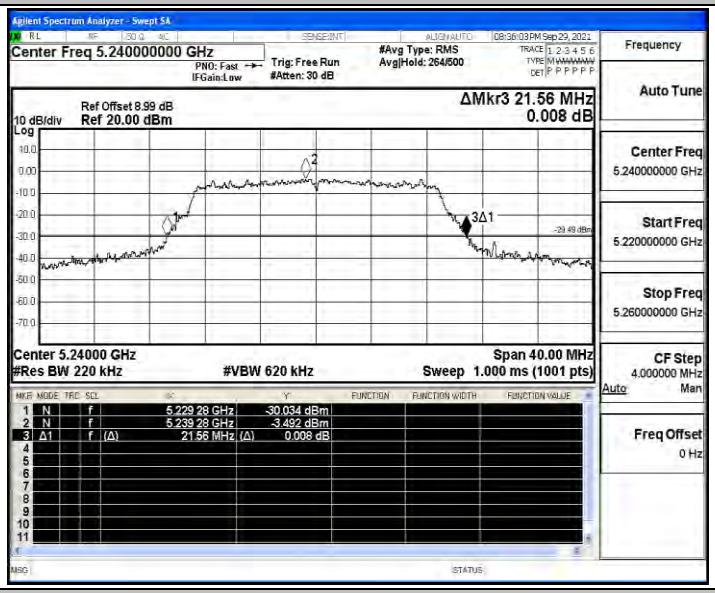


11AC40SISO_Ant2_5190

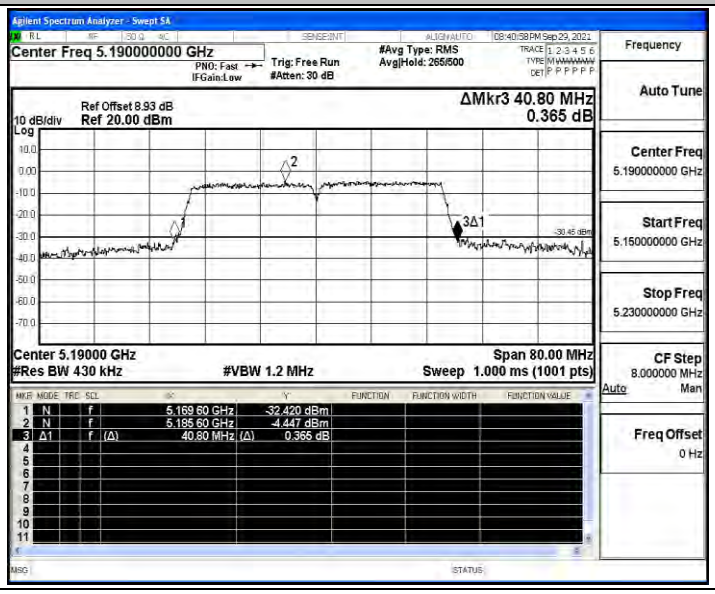

| 11AC40SISO_Ant2_5230 |
|---|
| 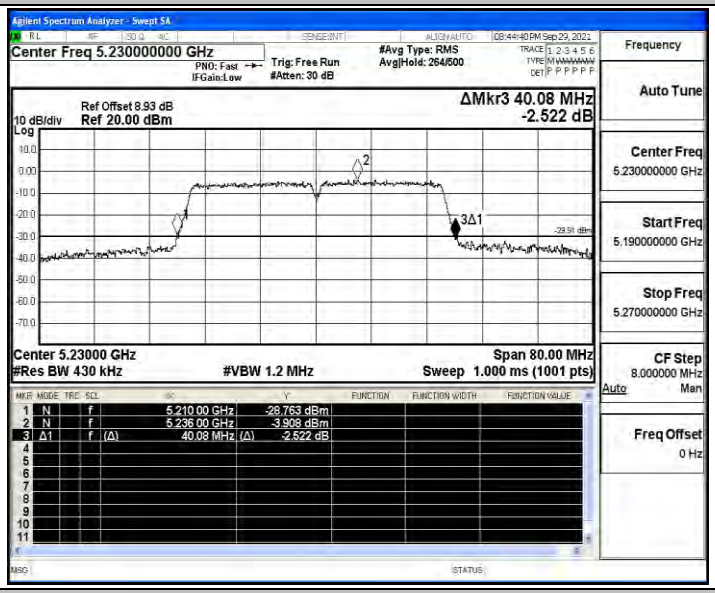 |



| 11AC80SISO_Ant2_5210 |
|---|
| 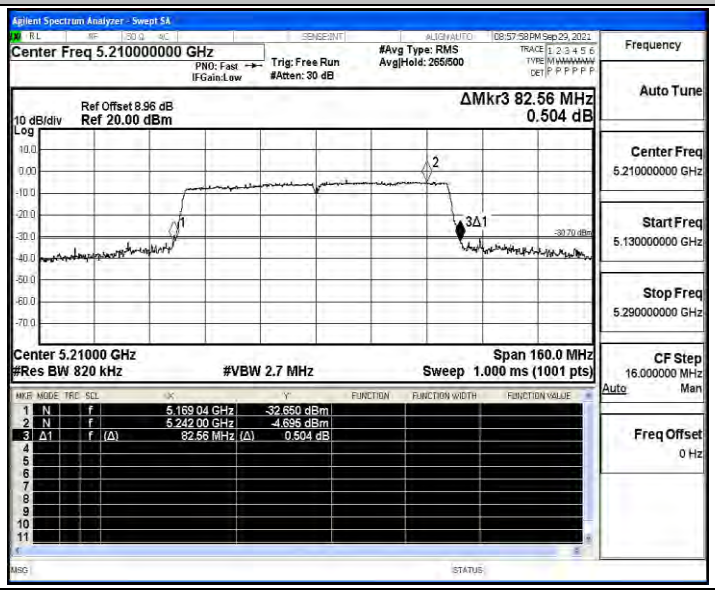 |

# Appendix D.4.2: Occupied channel bandwidth

## Test Result

**ANT 1**

| TestMode | Antenna | Channel | OCB [MHz] | FL[MHz] | FH[MHz] | Limit[MHz] | Verdict |
|---|---|---|---|---|---|---|---|
| 11A | Ant1 | 5180 | 17.592 | 5171.363 | 5188.955 | --- | PASS |
| | | 5200 | 17.480 | 5191.402 | 5208.882 | --- | PASS |
| | | 5240 | 17.457 | 5231.371 | 5248.828 | --- | PASS |
| 11N20SISO | Ant1 | 5180 | 18.570 | 5170.826 | 5189.396 | --- | PASS |
| | | 5200 | 18.427 | 5190.926 | 5209.353 | --- | PASS |
| | | 5240 | 18.416 | 5230.861 | 5249.277 | --- | PASS |
| 11N40SISO | Ant1 | 5190 | 36.836 | 5171.849 | 5208.685 | --- | PASS |
| | | 5230 | 36.843 | 5211.703 | 5248.546 | --- | PASS |
| 11AC20SISO | Ant1 | 5180 | 18.502 | 5170.896 | 5189.398 | --- | PASS |
| | | 5200 | 18.462 | 5190.887 | 5209.349 | --- | PASS |
| | | 5240 | 18.439 | 5230.848 | 5249.287 | --- | PASS |
| 11AC40SISO | Ant1 | 5190 | 36.815 | 5171.889 | 5208.704 | --- | PASS |
| | | 5230 | 36.845 | 5211.737 | 5248.582 | --- | PASS |
| 11AC80SISO | Ant1 | 5210 | 75.865 | 5172.628 | 5248.493 | --- | PASS |

## Test Graphs

11A_Ant1_5180

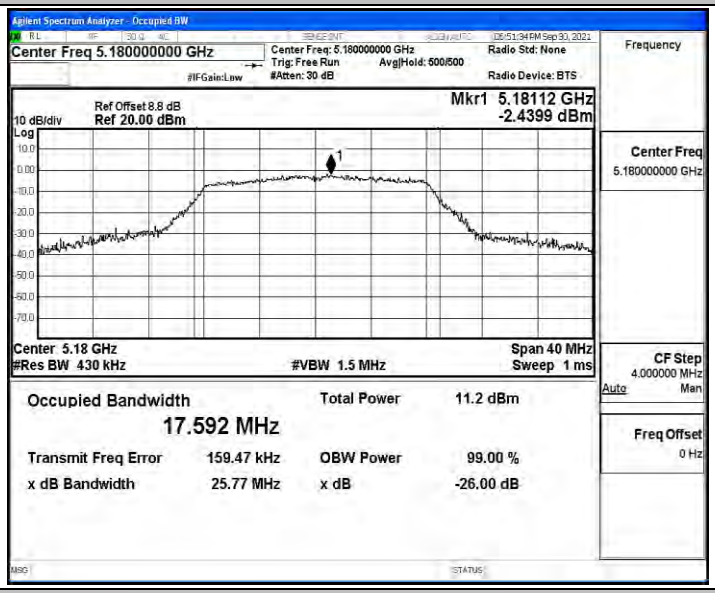


11A_Ant1_5200

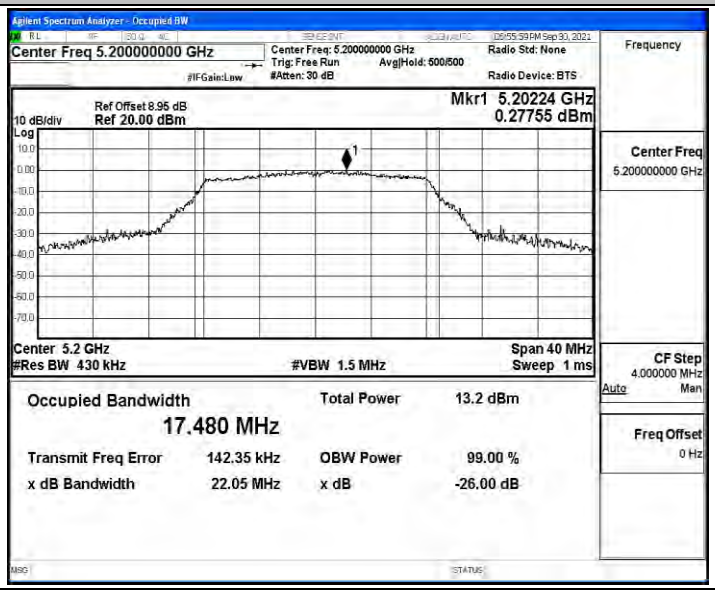

11A_Ant1_5240

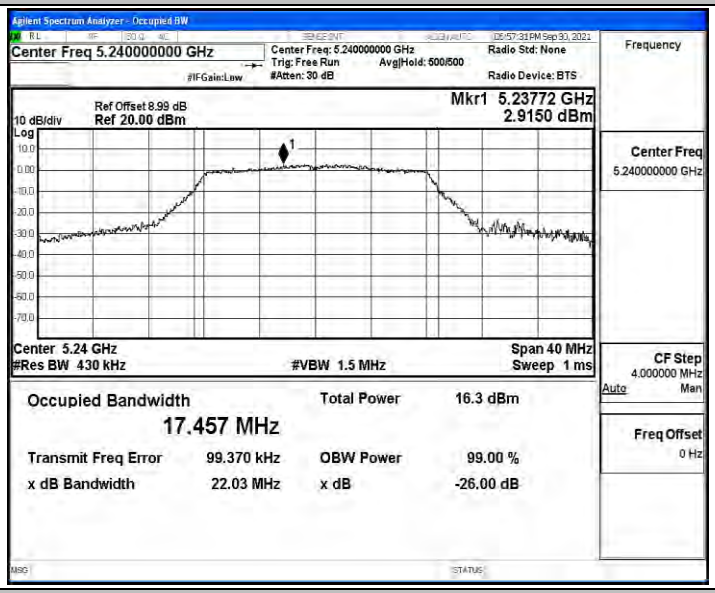


11N20SISO_Ant1_5180

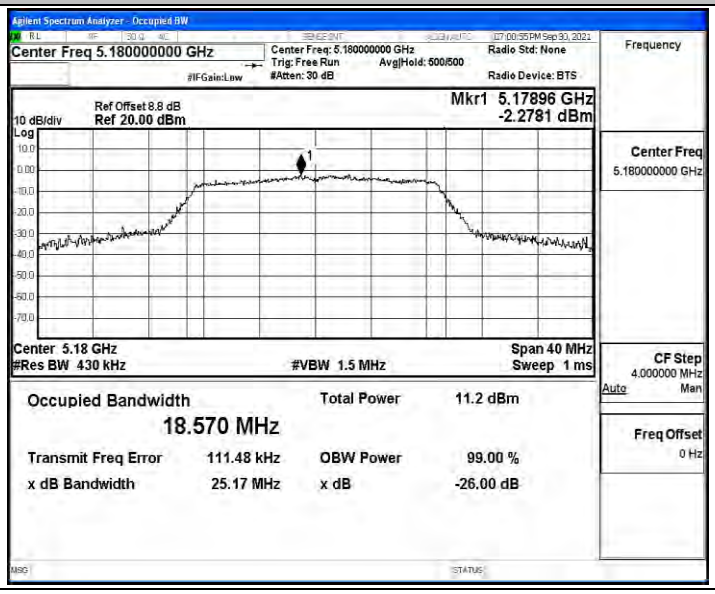

| 11N20SISO_Ant1_5200 |
|---|
| 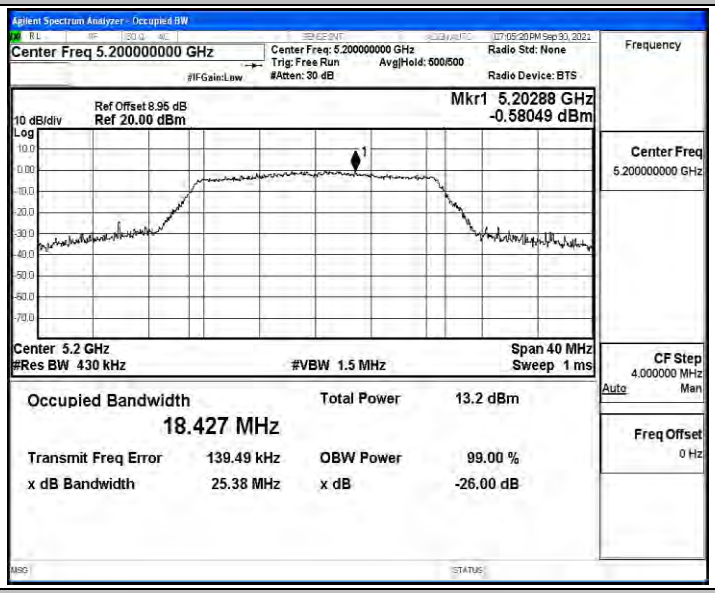 |



| 11N20SISO_Ant1_5240 |
|---|
| 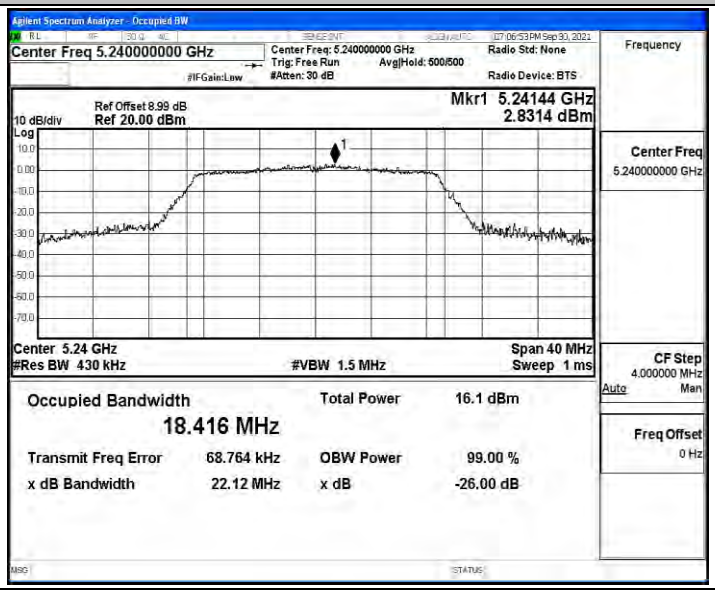 |

| 11N40SISO_Ant1_5190 |
|---|
| 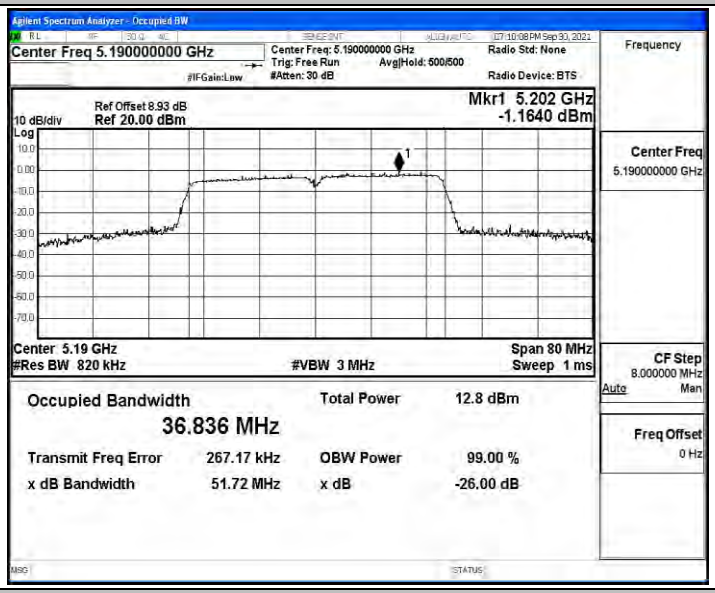 |



| 11N40SISO_Ant1_5230 |
|---|
| 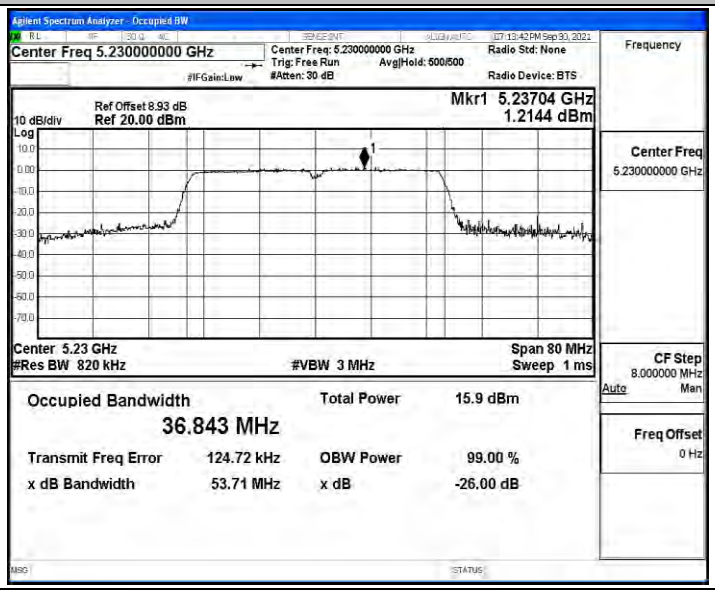 |

11AC20SISO_Ant1_5180

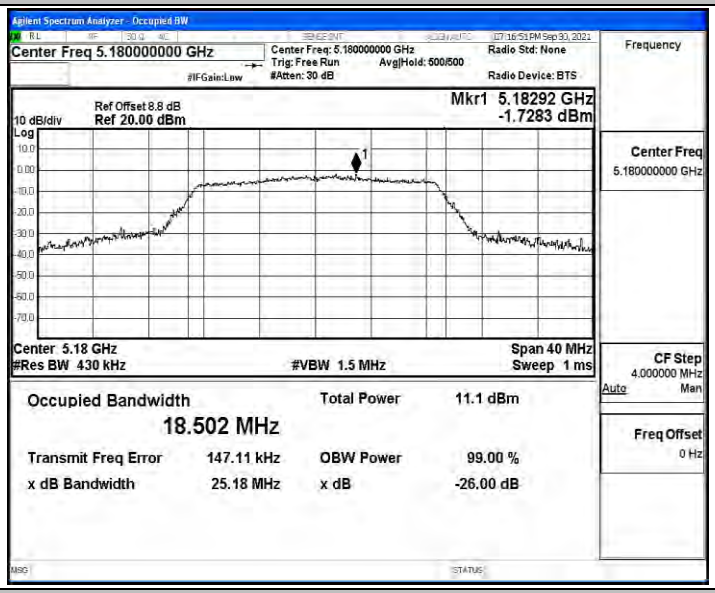


11AC20SISO_Ant1_5200

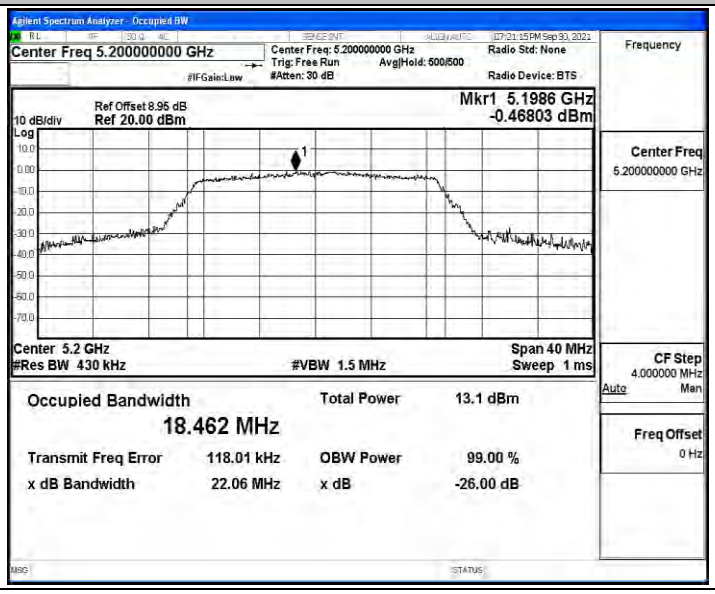

11AC20SISO_Ant1_5240

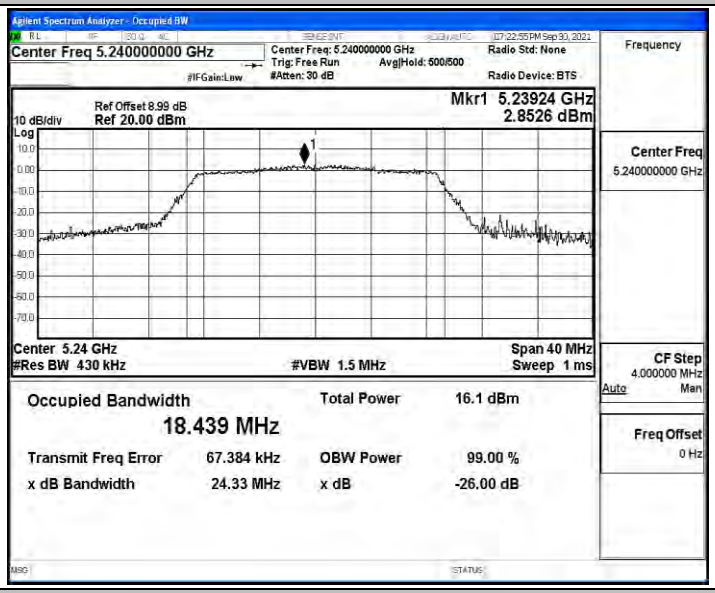


11AC40SISO_Ant1_5190

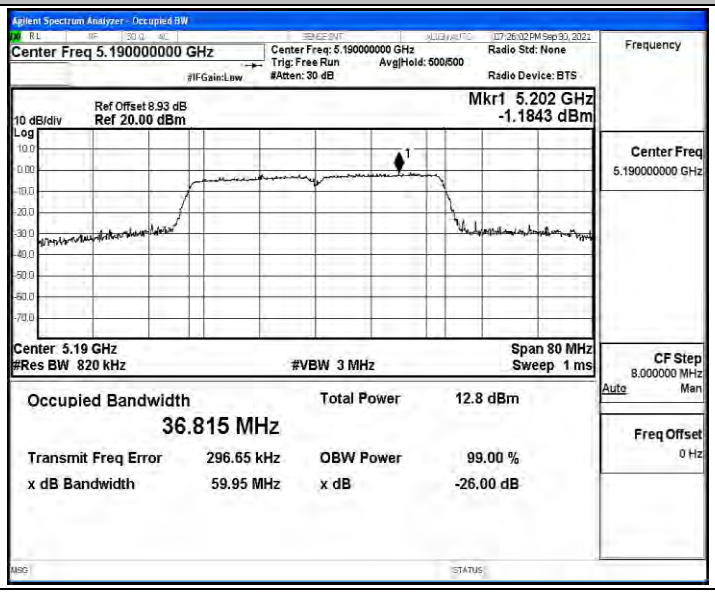

| 11AC40SISO_Ant1_5230 |
|---|
| 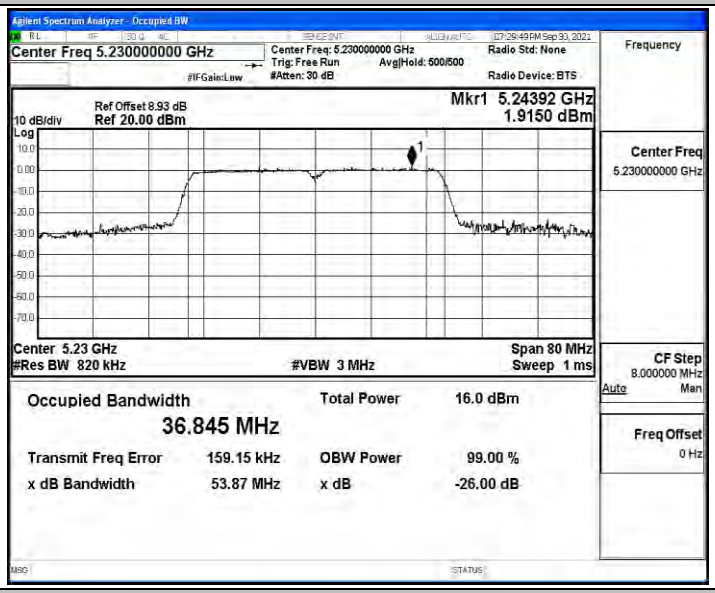 |



| 11AC80SISO_Ant1_5210 |
|---|
| 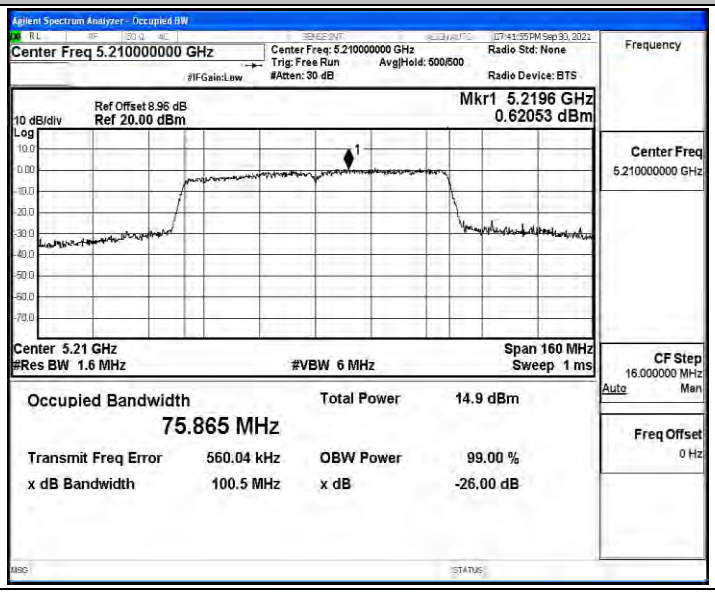 |

**ANT 2**

| TestMode | Antenna | Channel | OCB [MHz] | FL[MHz] | FH[MHz] | Limit[MHz] | Verdict |
|---|---|---|---|---|---|---|---|
| 11A | Ant2 | 5180 | 17.516 | 5171.393 | 5188.909 | --- | PASS |
| | | 5200 | 17.460 | 5191.433 | 5208.893 | --- | PASS |
| | | 5240 | 17.530 | 5231.397 | 5248.927 | --- | PASS |
| 11N20SISO | Ant2 | 5180 | 18.527 | 5170.888 | 5189.415 | --- | PASS |
| | | 5200 | 18.543 | 5190.900 | 5209.443 | --- | PASS |
| | | 5240 | 18.407 | 5230.897 | 5249.304 | --- | PASS |
| 11N40SISO | Ant2 | 5190 | 36.868 | 5171.793 | 5208.661 | --- | PASS |
| | | 5230 | 36.788 | 5211.777 | 5248.565 | --- | PASS |
| 11AC20SISO | Ant2 | 5180 | 18.342 | 5170.892 | 5189.234 | --- | PASS |
| | | 5200 | 18.341 | 5190.972 | 5209.313 | --- | PASS |
| | | 5240 | 18.425 | 5230.885 | 5249.310 | --- | PASS |
| 11AC40SISO | Ant2 | 5190 | 36.892 | 5171.761 | 5208.653 | --- | PASS |
| | | 5230 | 36.828 | 5211.746 | 5248.574 | --- | PASS |
| 11AC80SISO | Ant2 | 5210 | 76.024 | 5172.316 | 5248.340 | --- | PASS |

## Test Graphs

11A_Ant2_5180

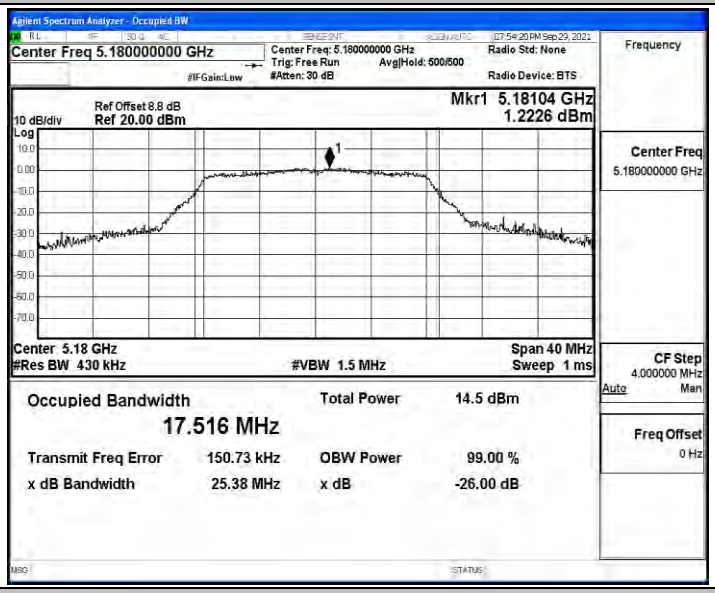


11A_Ant2_5200

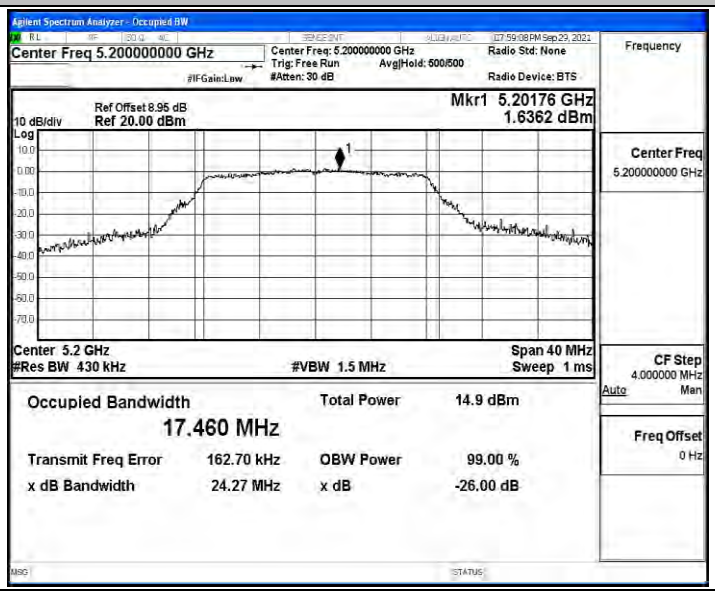

11A_Ant2_5240

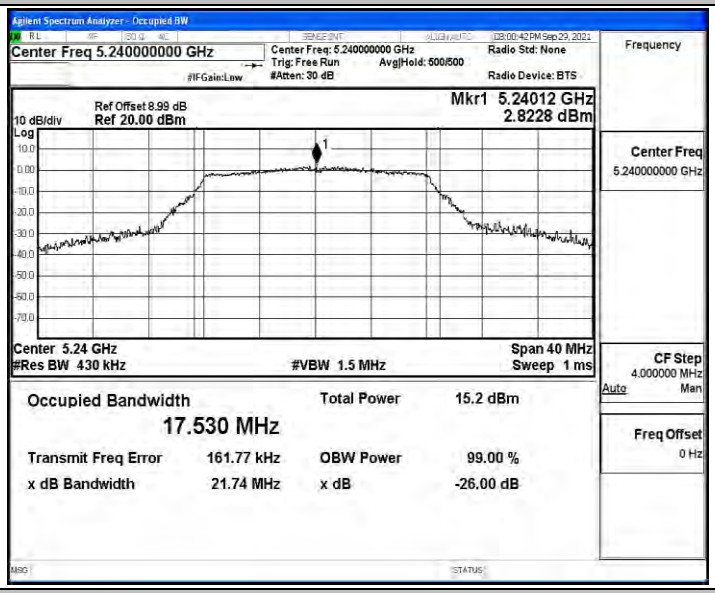


11N20SISO_Ant2_5180

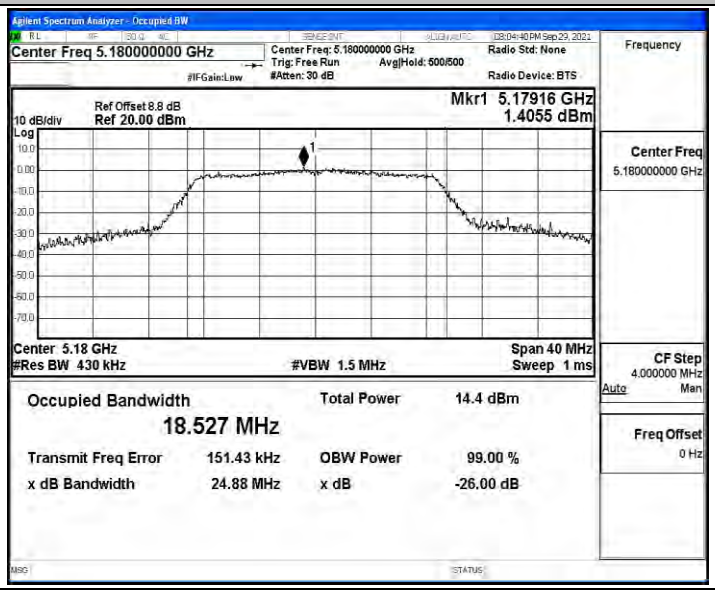

11N20SISO_Ant2_5200

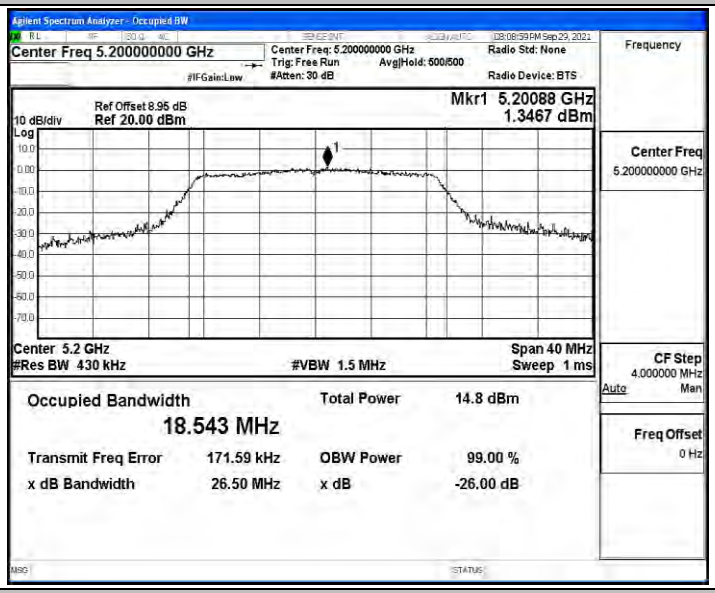


11N20SISO_Ant2_5240

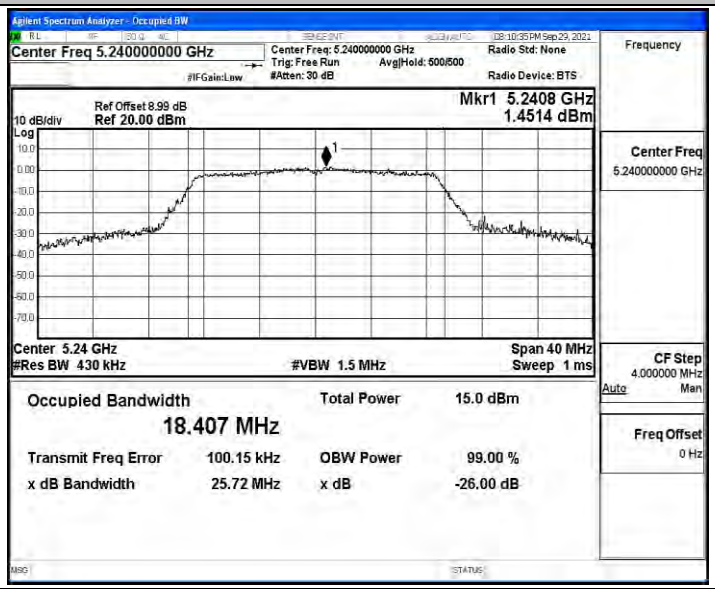

11N40SISO_Ant2_5190

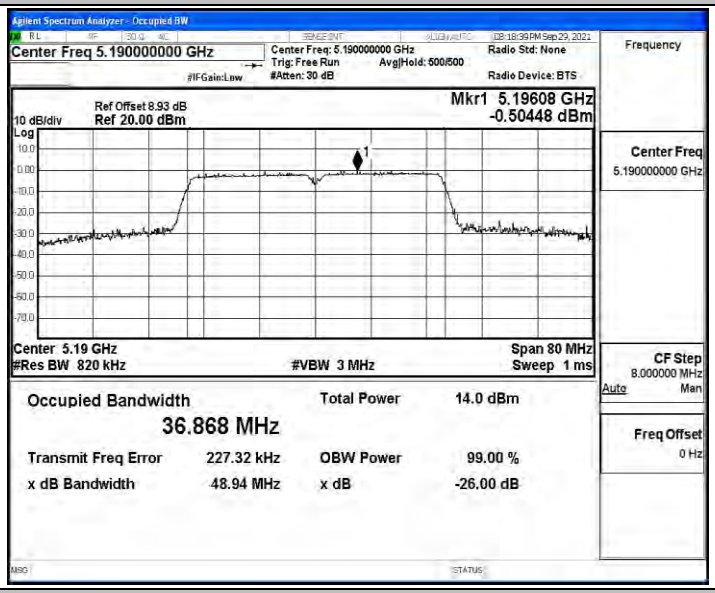


11N40SISO_Ant2_5230

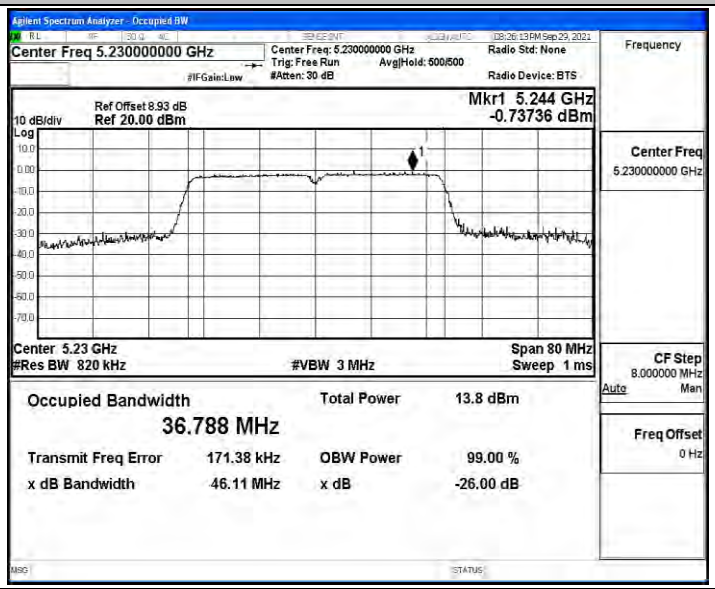

11AC20SISO_Ant2_5180

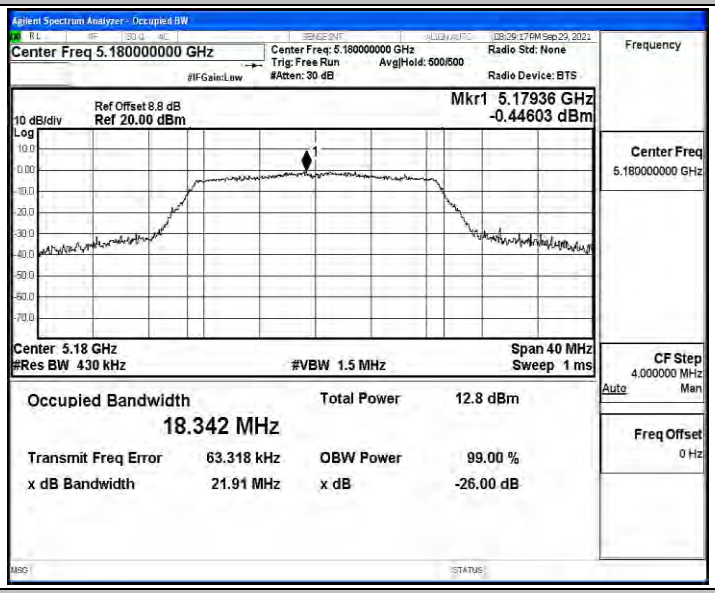


11AC20SISO_Ant2_5200

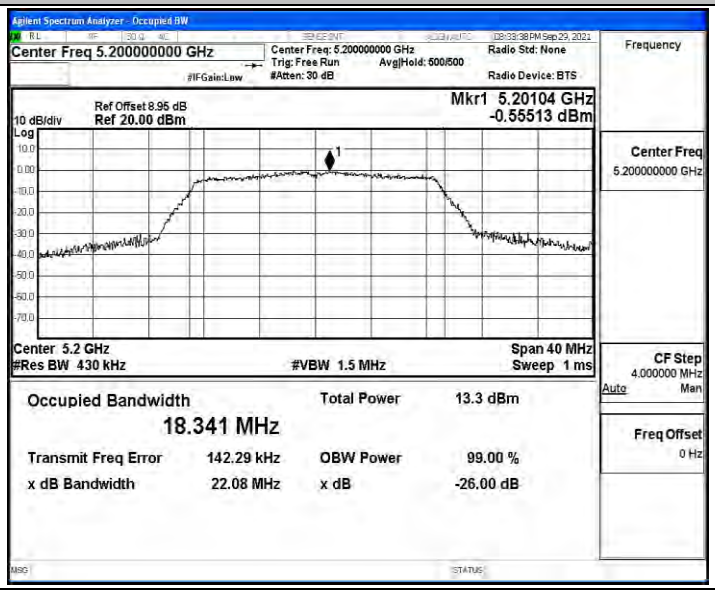

11AC20SISO_Ant2_5240

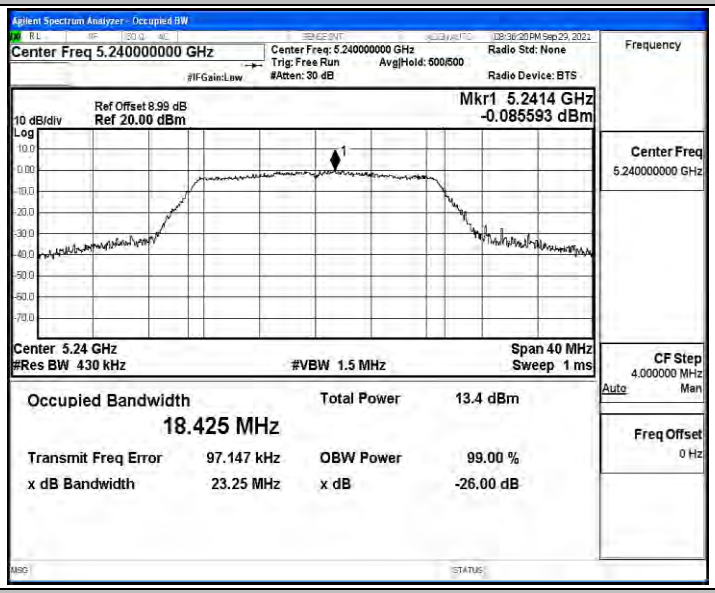


11AC40SISO_Ant2_5190

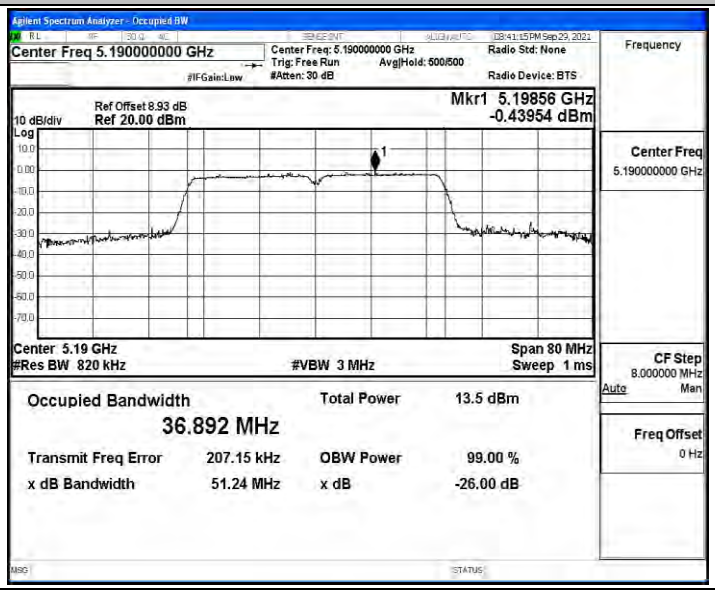

11AC40SISO_Ant2_5230

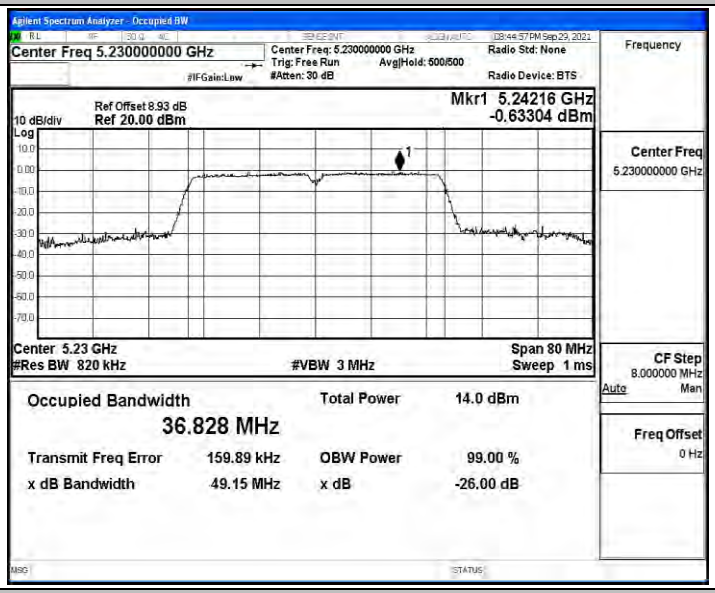


11AC80SISO_Ant2_5210

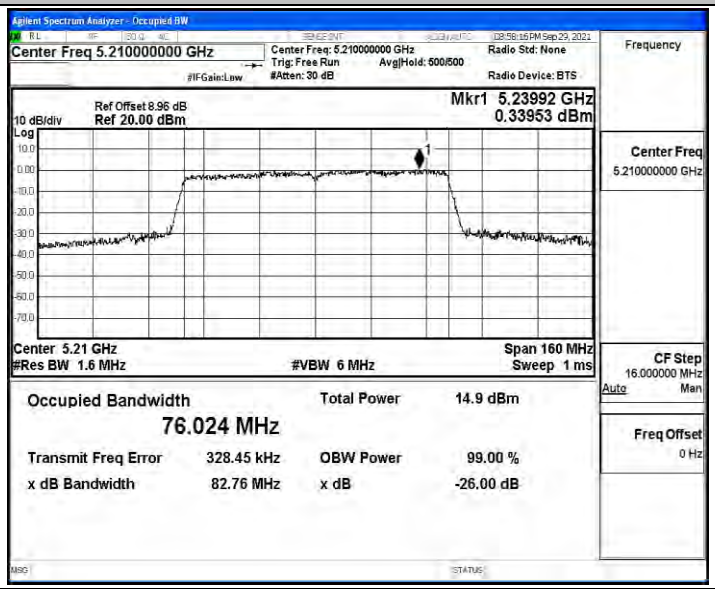

# Appendix D.5: Emissions in Restricted Bands

## Test Result

**ANT 1**

| TestMode | Antenna | ChName | Channel | Detector | Freq. [MHz] | Result [dBm] | Limit [dBm] | Result [dBuV/m] | Limit [dBuV/m] | Verdict |
|---|---|---|---|---|---|---|---|---|---|---|
| 11A | Ant1 | Low | 5180 | AV | 4500.000 | -49.29 | ≤-41.20 | 45.91 | ≤54 | PASS |
| | | | | AV | 4857.700 | -47.24 | ≤-41.20 | 47.96 | ≤54 | PASS |
| | | | | AV | 5150.000 | -47.97 | ≤-41.20 | 47.23 | ≤54 | PASS |
| | | | | Peak | 4500.000 | -41.62 | ≤-21.20 | 53.58 | ≤68.2 | PASS |
| | | | | Peak | 4784.900 | -38.25 | ≤-21.20 | 56.95 | ≤68.2 | PASS |
| | | | | Peak | 5150.000 | -41.42 | ≤-21.20 | 53.78 | ≤68.2 | PASS |
| | | High | 5240 | AV | 5350.000 | -48.04 | ≤-41.20 | 47.16 | ≤54 | PASS |
| | | | | AV | 5452.080 | -47.7 | ≤-41.20 | 47.50 | ≤54 | PASS |
| | | | | AV | 5460.000 | -48.04 | ≤-41.20 | 47.16 | ≤54 | PASS |
| | | | | Peak | 5350.000 | -40.52 | ≤-21.20 | 54.68 | ≤68.2 | PASS |
| | | | | Peak | 5395.680 | -38.35 | ≤-21.20 | 56.85 | ≤68.2 | PASS |
| | | | | Peak | 5460.000 | -40.99 | ≤-21.20 | 54.21 | ≤68.2 | PASS |
| 11N20SISO | Ant1 | Low | 5180 | AV | 4500.000 | -49.23 | ≤-41.20 | 45.97 | ≤54 | PASS |
| | | | | AV | 4915.100 | -47.32 | ≤-41.20 | 47.88 | ≤54 | PASS |
| | | | | AV | 5150.000 | -47.74 | ≤-41.20 | 47.46 | ≤54 | PASS |
| | | | | Peak | 4500.000 | -43.22 | ≤-21.20 | 51.98 | ≤68.2 | PASS |
| | | | | Peak | 4921.400 | -37.24 | ≤-21.20 | 57.96 | ≤68.2 | PASS |
| | | | | Peak | 5150.000 | -39.48 | ≤-21.20 | 55.72 | ≤68.2 | PASS |
| | | High | 5240 | AV | 5350.000 | -47.96 | ≤-41.20 | 47.24 | ≤54 | PASS |
| | | | | AV | 5437.440 | -47.43 | ≤-41.20 | 47.77 | ≤54 | PASS |
| | | | | AV | 5460.000 | -47.89 | ≤-41.20 | 47.31 | ≤54 | PASS |
| | | | | Peak | 5350.000 | -39.24 | ≤-21.20 | 55.96 | ≤68.2 | PASS |
| | | | | Peak | 5360.880 | -37.27 | ≤-21.20 | 57.93 | ≤68.2 | PASS |
| | | | | Peak | 5460.000 | -41.29 | ≤-21.20 | 53.91 | ≤68.2 | PASS |
| 11N40SISO | Ant1 | Low | 5190 | AV | 4500.000 | -48.93 | ≤-41.20 | 46.27 | ≤54 | PASS |
| | | | | AV | 4836.700 | -46.87 | ≤-41.20 | 48.33 | ≤54 | PASS |
| | | | | AV | 5150.000 | -47.61 | ≤-41.20 | 47.59 | ≤54 | PASS |
| | | | | Peak | 4500.000 | -42.12 | ≤-21.20 | 53.08 | ≤68.2 | PASS |
| | | | | Peak | 5043.900 | -37.96 | ≤-21.20 | 57.24 | ≤68.2 | PASS |
| | | | | Peak | 5150.000 | -40.4 | ≤-21.20 | 54.80 | ≤68.2 | PASS |
| | | High | 5230 | AV | 5350.000 | -47.7 | ≤-41.20 | 47.50 | ≤54 | PASS |
| | | | | AV | 5379.140 | -47.38 | ≤-41.20 | 47.82 | ≤54 | PASS |
| | | | | AV | 5460.000 | -47.88 | ≤-41.20 | 47.32 | ≤54 | PASS |
| | | | | Peak | 5350.000 | -39.39 | ≤-21.20 | 55.81 | ≤68.2 | PASS |

| | | | | | | | | | | |
|---|---|---|---|---|---|---|---|---|---|---|
| | | | | Peak | 5403.840 | -38.42 | ≤-21.20 | 56.78 | ≤68.2 | PASS |
| | | | | Peak | 5460.000 | -41.62 | ≤-21.20 | 53.58 | ≤68.2 | PASS |
| 11AC20SISO | Ant1 | Low | 5180 | AV | 4500.000 | -49.37 | ≤-41.20 | 45.83 | ≤54 | PASS |
| | | | | AV | 4822.700 | -47.26 | ≤-41.20 | 47.94 | ≤54 | PASS |
| | | | | AV | 5150.000 | -47.87 | ≤-41.20 | 47.33 | ≤54 | PASS |
| | | | | Peak | 4500.000 | -42.39 | ≤-21.20 | 52.81 | ≤68.2 | PASS |
| | | | | Peak | 4785.600 | -37.74 | ≤-21.20 | 57.46 | ≤68.2 | PASS |
| | | | | Peak | 5150.000 | -41.5 | ≤-21.20 | 53.70 | ≤68.2 | PASS |
| | | High | 5240 | AV | 5350.000 | -47.94 | ≤-41.20 | 47.26 | ≤54 | PASS |
| | | | | AV | 5377.680 | -47.64 | ≤-41.20 | 47.56 | ≤54 | PASS |
| | | | | AV | 5460.000 | -47.84 | ≤-41.20 | 47.36 | ≤54 | PASS |
| | | | | Peak | 5350.000 | -41.55 | ≤-21.20 | 53.65 | ≤68.2 | PASS |
| | | | | Peak | 5413.440 | -38.51 | ≤-21.20 | 56.69 | ≤68.2 | PASS |
| | | | | Peak | 5460.000 | -40.5 | ≤-21.20 | 54.70 | ≤68.2 | PASS |
| 11AC40SISO | Ant1 | Low | 5190 | AV | 4500.000 | -49.04 | ≤-41.20 | 46.16 | ≤54 | PASS |
| | | | | AV | 4845.800 | -46.91 | ≤-41.20 | 48.29 | ≤54 | PASS |
| | | | | AV | 5150.000 | -47.53 | ≤-41.20 | 47.67 | ≤54 | PASS |
| | | | | Peak | 4500.000 | -41.87 | ≤-21.20 | 53.33 | ≤68.2 | PASS |
| | | | | Peak | 4759.700 | -37.38 | ≤-21.20 | 57.82 | ≤68.2 | PASS |
| | | | | Peak | 5150.000 | -41.72 | ≤-21.20 | 53.48 | ≤68.2 | PASS |
| | | High | 5230 | AV | 5350.000 | -47.87 | ≤-41.20 | 47.33 | ≤54 | PASS |
| | | | | AV | 5425.940 | -47.32 | ≤-41.20 | 47.88 | ≤54 | PASS |
| | | | | AV | 5460.000 | -47.86 | ≤-41.20 | 47.34 | ≤54 | PASS |
| | | | | Peak | 5350.000 | -40.77 | ≤-21.20 | 54.43 | ≤68.2 | PASS |
| | | | | Peak | 5455.840 | -38.26 | ≤-21.20 | 56.94 | ≤68.2 | PASS |
| | | | | Peak | 5460.000 | -42.68 | ≤-21.20 | 52.52 | ≤68.2 | PASS |
| 11AC80SISO | Ant1 | Low | 5210 | AV | 4500.000 | -48.65 | ≤-41.20 | 46.55 | ≤54 | PASS |
| | | | | AV | 4894.500 | -46.25 | ≤-41.20 | 48.95 | ≤54 | PASS |
| | | | | AV | 5150.000 | -47.21 | ≤-41.20 | 47.99 | ≤54 | PASS |
| | | | | Peak | 4500.000 | -42.02 | ≤-21.20 | 53.18 | ≤68.2 | PASS |
| | | | | Peak | 4897.500 | -37.8 | ≤-21.20 | 57.40 | ≤68.2 | PASS |
| | | | | Peak | 5150.000 | -41.23 | ≤-21.20 | 53.97 | ≤68.2 | PASS |
| | | High | 5210 | AV | 5350.000 | -47.4 | ≤-41.20 | 47.80 | ≤54 | PASS |
| | | | | AV | 5362.280 | -46.78 | ≤-41.20 | 48.42 | ≤54 | PASS |
| | | | | AV | 5460.000 | -47.38 | ≤-41.20 | 47.82 | ≤54 | PASS |
| | | | | Peak | 5350.000 | -40.51 | ≤-21.20 | 54.69 | ≤68.2 | PASS |
| | | | | Peak | 5360.040 | -38.38 | ≤-21.20 | 56.82 | ≤68.2 | PASS |
| | | | | Peak | 5460.000 | -41.58 | ≤-21.20 | 53.62 | ≤68.2 | PASS |

Note：

1. The Antenna Gain is compensated in the graph.
2. For transmitters operating in 5150-5350 GHz band and 5470-5725 GHz band: The limit in dBm for average detector is conversion from 54dBuV/m, according to 15.209(a). The limit in dBm for peak detector is 20dB above the limit of average detector in dBm.

## Test Graphs

11A_Ant1_Low_5180_AV

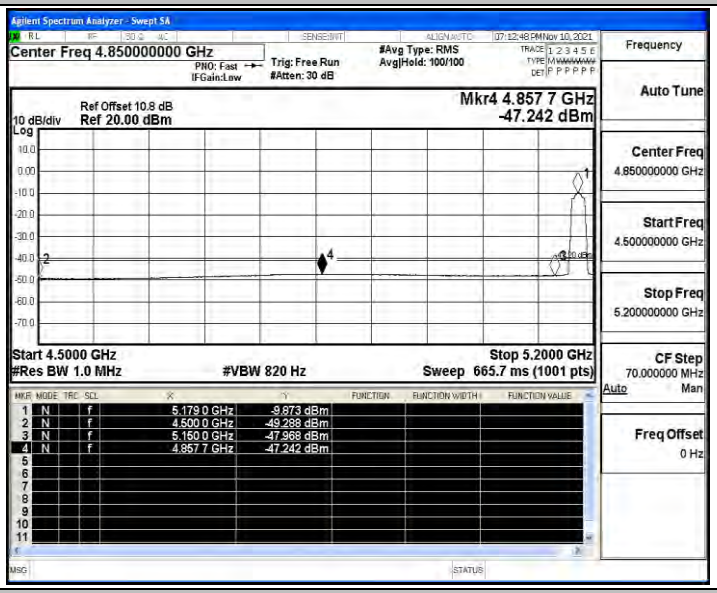


11A_Ant1_Low_5180_Peak

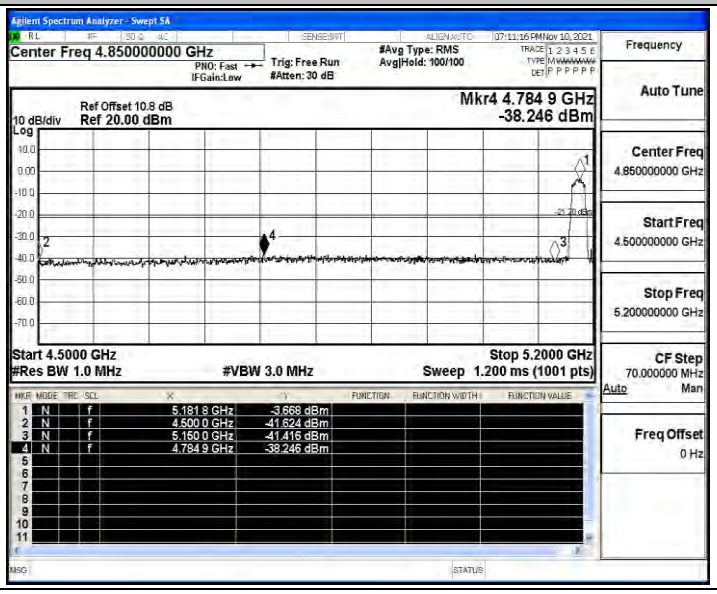

11A_Ant1_High_5240_AV

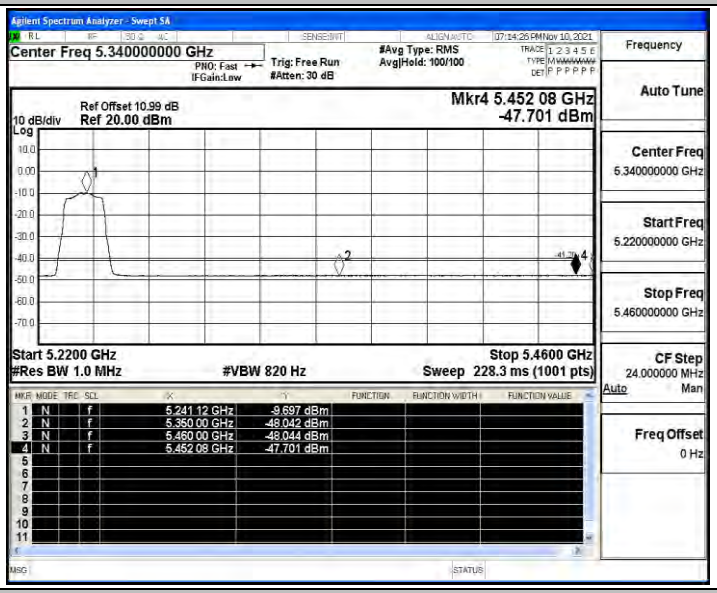


11A_Ant1_High_5240_Peak

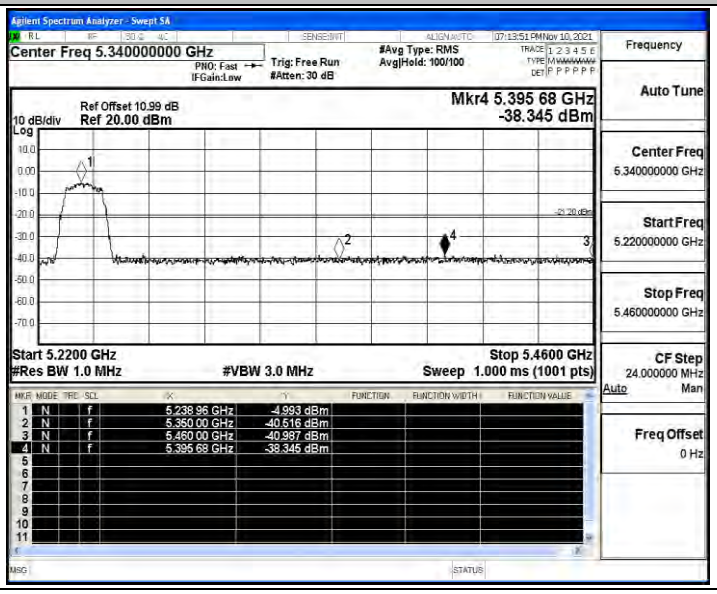

| 11N20SISO_Ant1_Low_5180_AV |
|---|
| 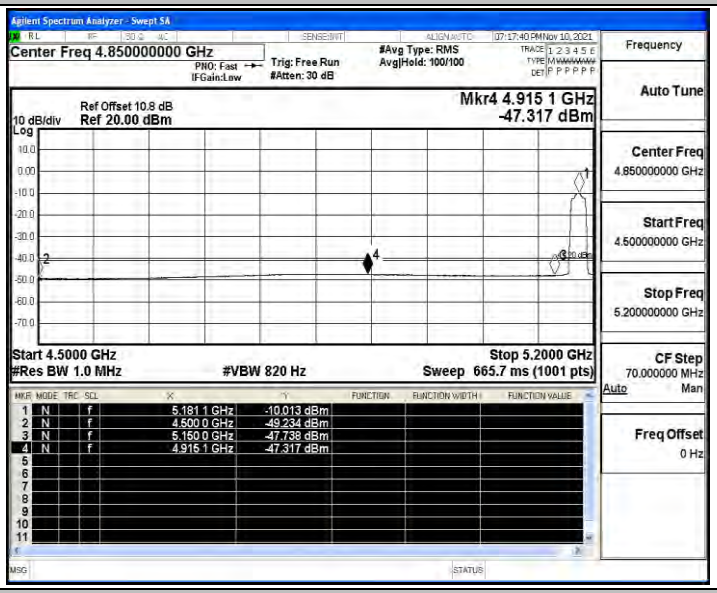 |



| 11N20SISO_Ant1_Low_5180_Peak |
|---|
| 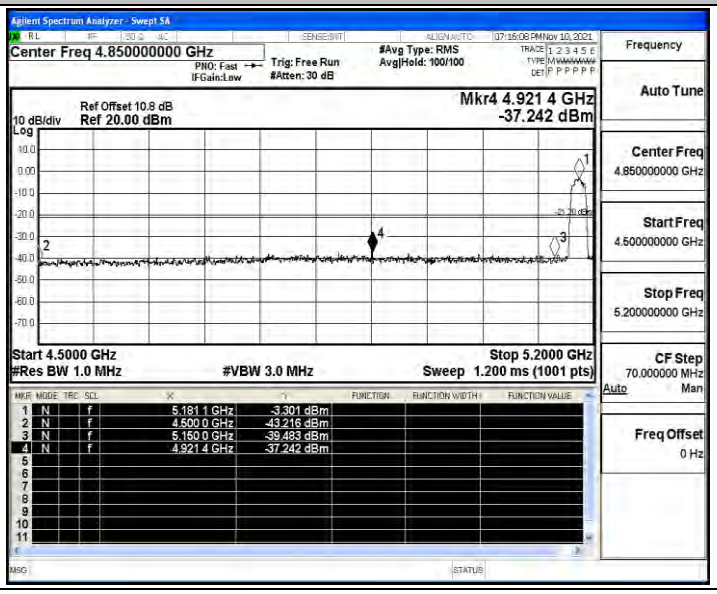 |

11N20SISO_Ant1_High_5240_AV

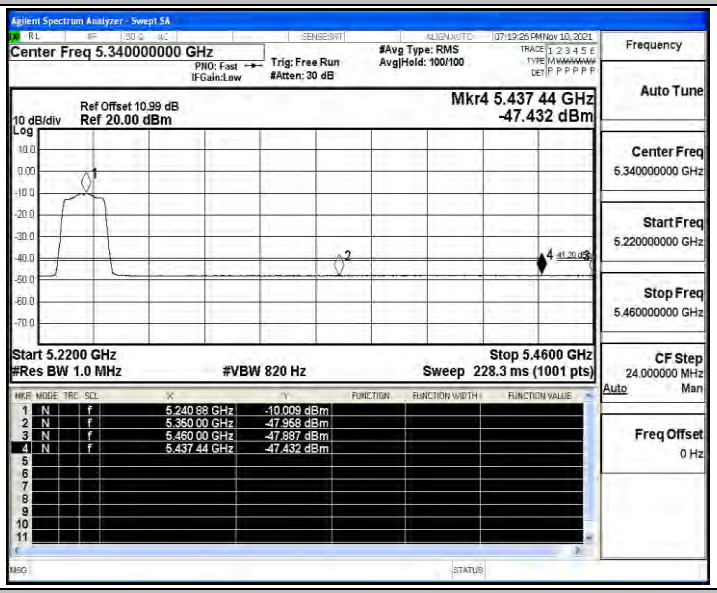


11N20SISO_Ant1_High_5240_Peak

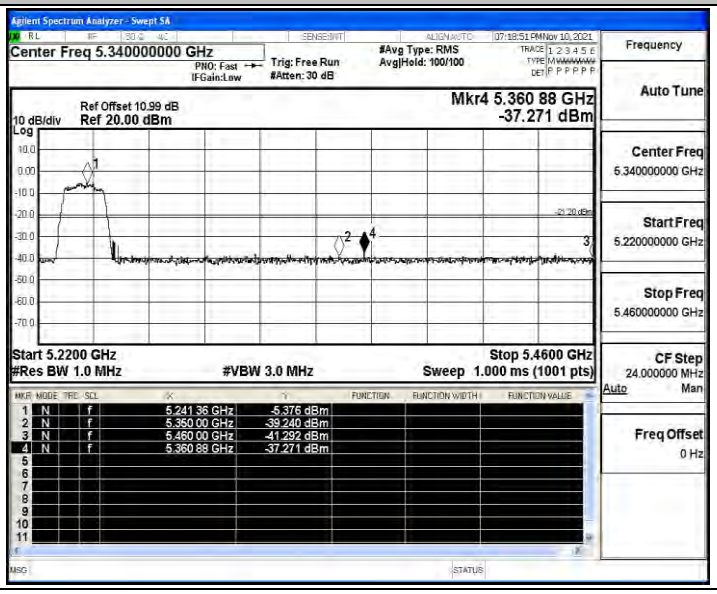

11N40SISO_Ant1_Low_5190_AV

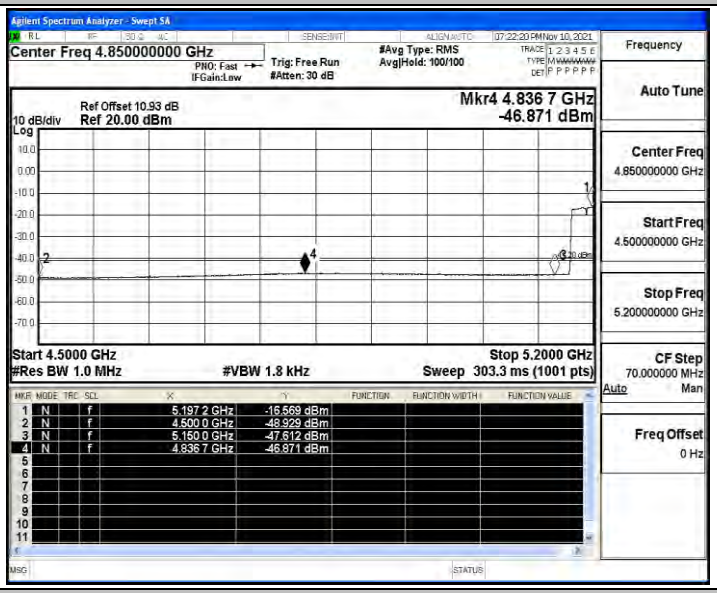


11N40SISO_Ant1_Low_5190_Peak

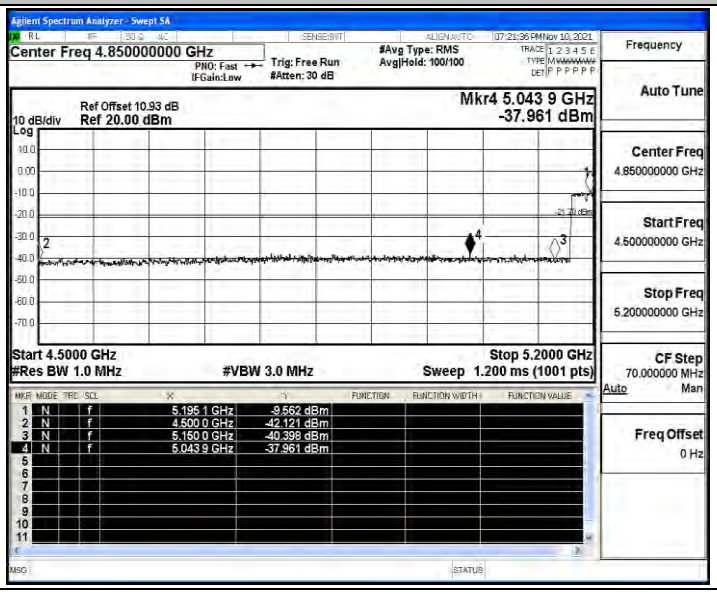

| 11N40SISO_Ant1_High_5230_AV |
|---|
| 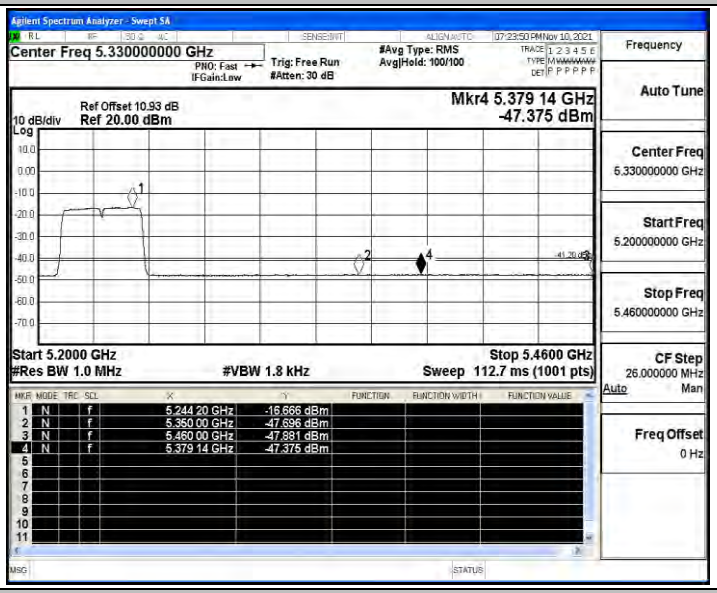 |



| 11N40SISO_Ant1_High_5230_Peak |
|---|
| 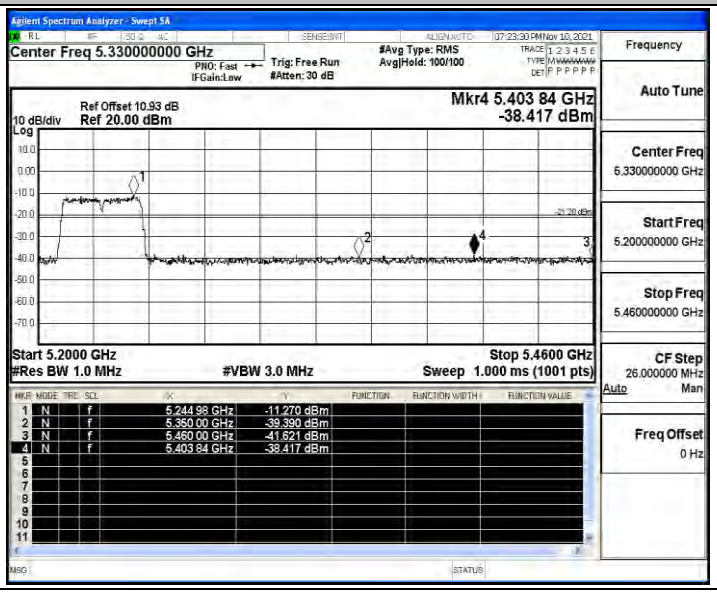 |

11AC20SISO_Ant1_Low_5180_AV

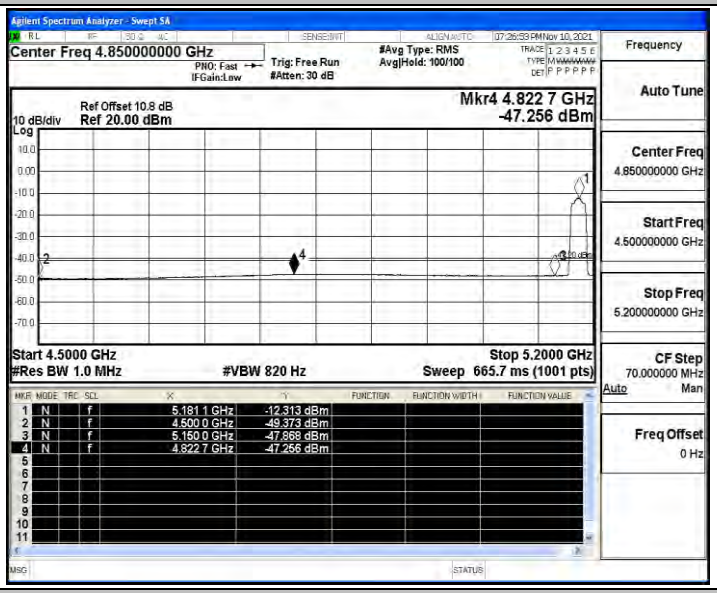


11AC20SISO_Ant1_Low_5180_Peak

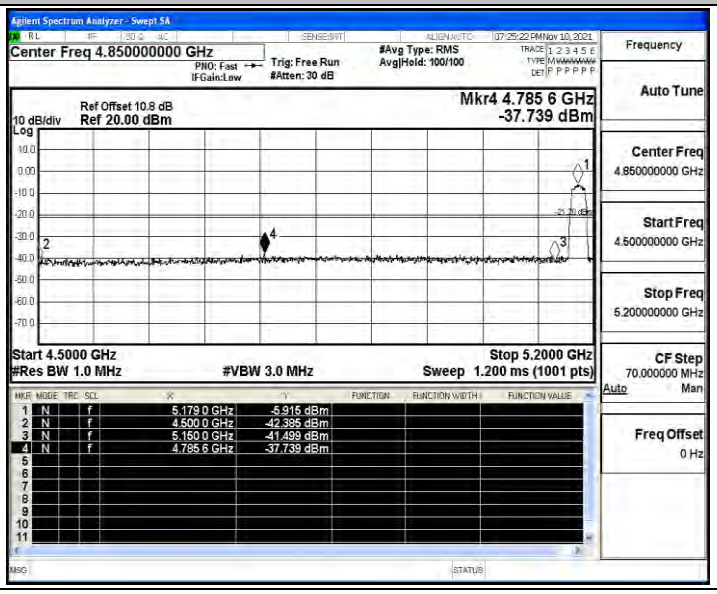

11AC20SISO_Ant1_High_5240_AV

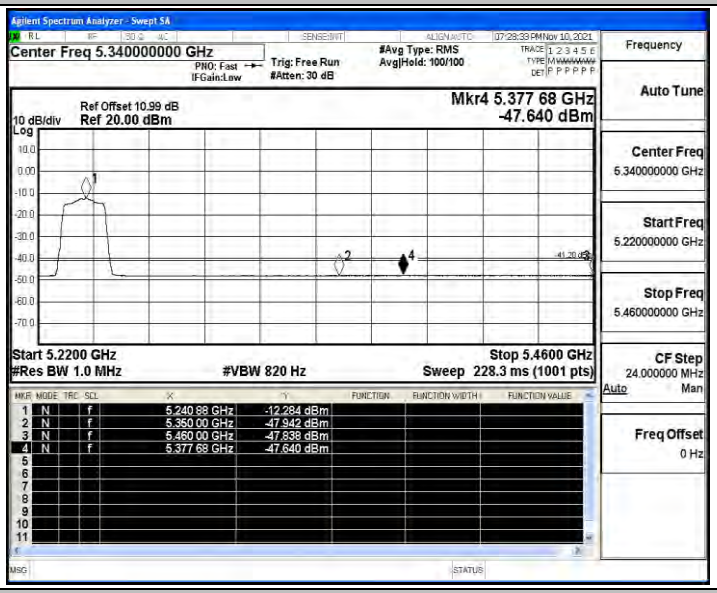


11AC20SISO_Ant1_High_5240_Peak

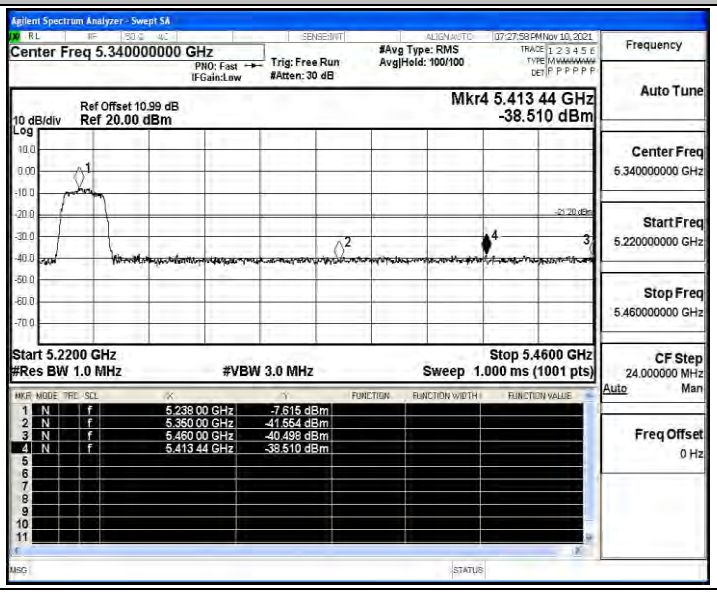

11AC40SISO_Ant1_Low_5190_AV

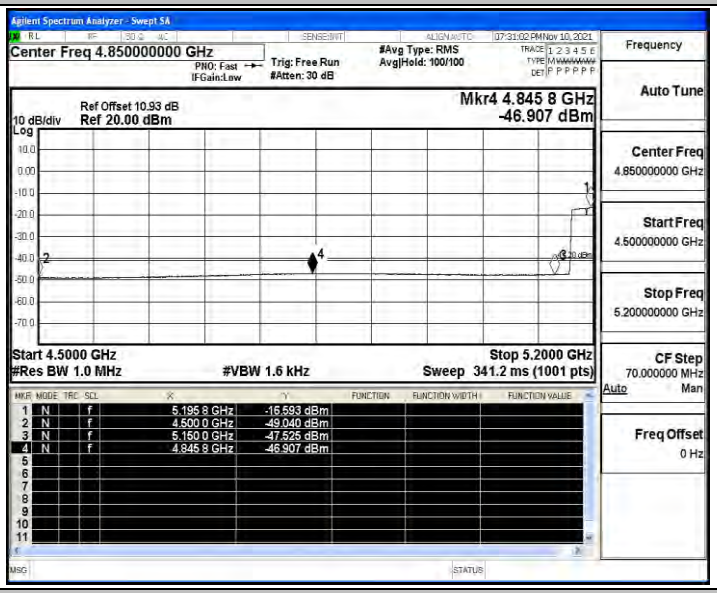


11AC40SISO_Ant1_Low_5190_Peak

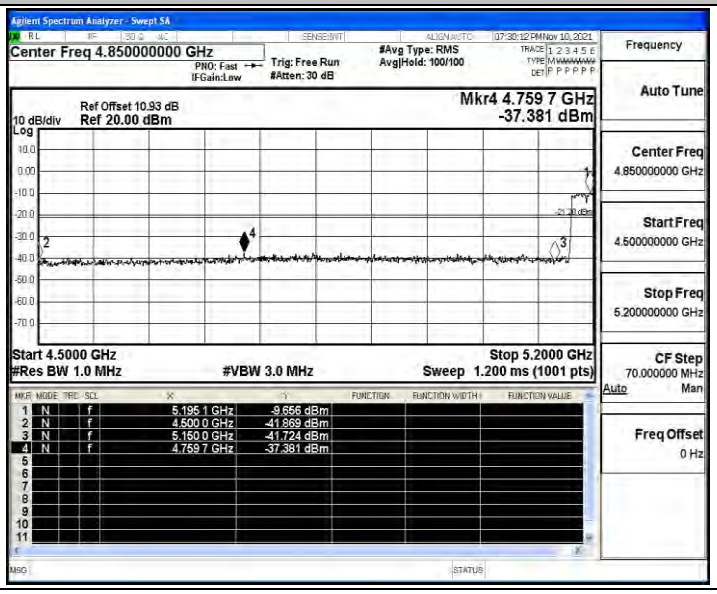

11AC40SISO_Ant1_High_5230_AV

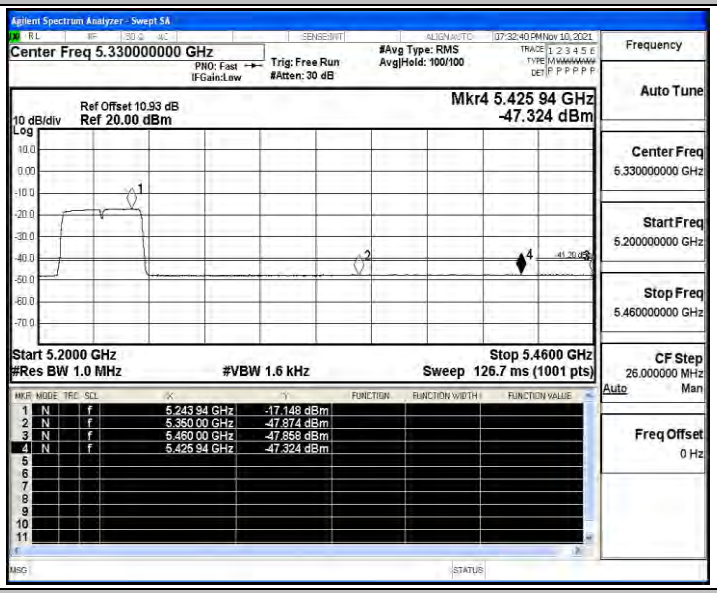


11AC40SISO_Ant1_High_5230_Peak

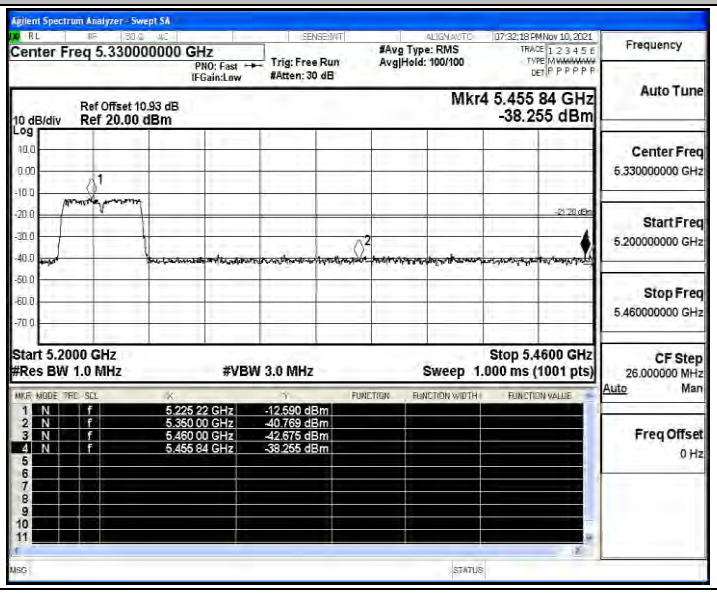

11AC80SISO_Ant1_Low_5210_AV

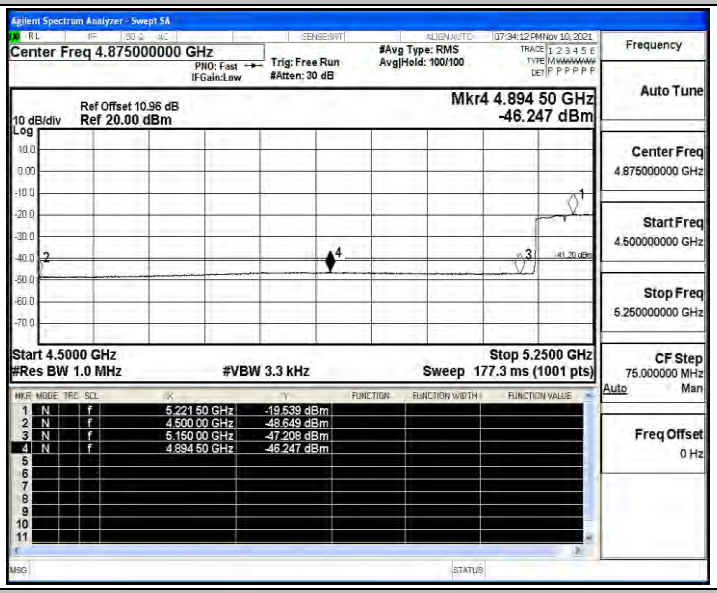


11AC80SISO_Ant1_Low_5210_Peak

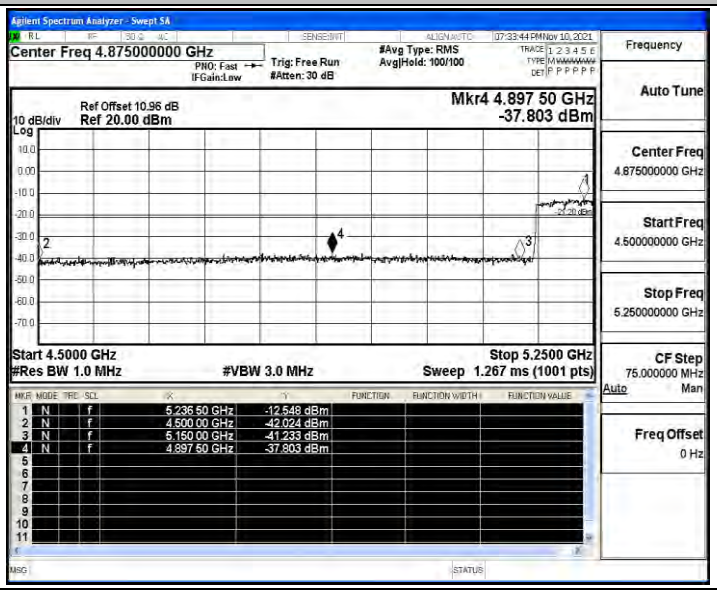

11AC80SISO_Ant1_High_5210_AV

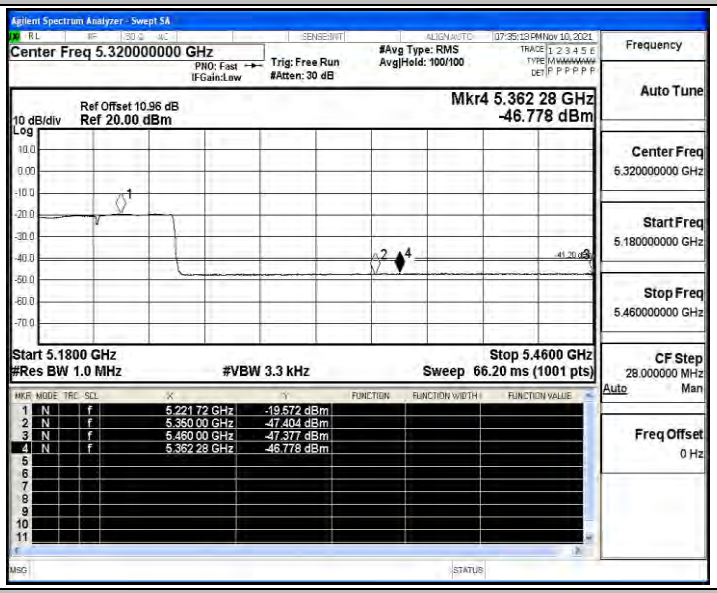


11AC80SISO_Ant1_High_5210_Peak

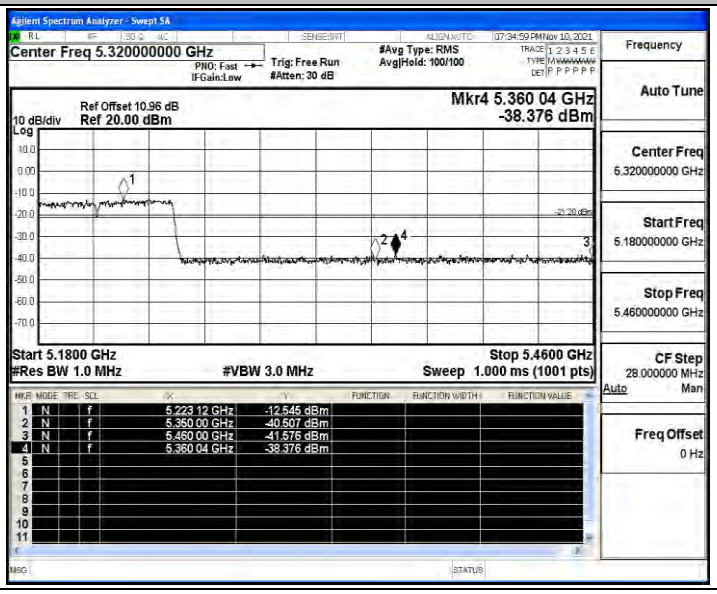

**ANT 2**

| TestMode | Antenna | ChName | Channel | Detector | Freq. [MHz] | Result [dBm] | Limit [dBm] | Result [dBuV/m] | Limit [dBuV/m] | Verdict |
|---|---|---|---|---|---|---|---|---|---|---|
| 11A | Ant2 | Low | 5180 | AV | 4500.000 | -49.23 | ≤-41.20 | 45.97 | ≤54 | PASS |
| | | | | AV | 4873.100 | -47.24 | ≤-41.20 | 47.96 | ≤54 | PASS |
| | | | | AV | 5150.000 | -47.45 | ≤-41.20 | 47.75 | ≤54 | PASS |
| | | | | Peak | 4500.000 | -41.45 | ≤-21.20 | 53.75 | ≤68.2 | PASS |
| | | | | Peak | 4844.400 | -38.02 | ≤-21.20 | 57.18 | ≤68.2 | PASS |
| | | | | Peak | 5150.000 | -39.83 | ≤-21.20 | 55.37 | ≤68.2 | PASS |
| | | High | 5240 | AV | 5350.000 | -47.76 | ≤-41.20 | 47.44 | ≤54 | PASS |
| | | | | AV | 5353.200 | -47.6 | ≤-41.20 | 47.60 | ≤54 | PASS |
| | | | | AV | 5460.000 | -47.9 | ≤-41.20 | 47.30 | ≤54 | PASS |
| | | | | Peak | 5350.000 | -40.27 | ≤-21.20 | 54.93 | ≤68.2 | PASS |
| | | | | Peak | 5416.320 | -38.68 | ≤-21.20 | 56.52 | ≤68.2 | PASS |
| | | | | Peak | 5460.000 | -40.77 | ≤-21.20 | 54.43 | ≤68.2 | PASS |
| 11N20SISO | Ant2 | Low | 5180 | AV | 4500.000 | -49.27 | ≤-41.20 | 45.93 | ≤54 | PASS |
| | | | | AV | 4841.600 | -47.24 | ≤-41.20 | 47.96 | ≤54 | PASS |
| | | | | AV | 5150.000 | -47.39 | ≤-41.20 | 47.81 | ≤54 | PASS |
| | | | | Peak | 4500.000 | -43.45 | ≤-21.20 | 51.75 | ≤68.2 | PASS |
| | | | | Peak | 5140.500 | -37.64 | ≤-21.20 | 57.56 | ≤68.2 | PASS |
| | | | | Peak | 5150.000 | -39.99 | ≤-21.20 | 55.21 | ≤68.2 | PASS |
| | | High | 5240 | AV | 5350.000 | -47.81 | ≤-41.20 | 47.39 | ≤54 | PASS |
| | | | | AV | 5431.920 | -47.64 | ≤-41.20 | 47.56 | ≤54 | PASS |
| | | | | AV | 5460.000 | -47.92 | ≤-41.20 | 47.28 | ≤54 | PASS |
| | | | | Peak | 5350.000 | -41.74 | ≤-21.20 | 53.46 | ≤68.2 | PASS |
| | | | | Peak | 5359.440 | -38.04 | ≤-21.20 | 57.16 | ≤68.2 | PASS |
| | | | | Peak | 5460.000 | -40.94 | ≤-21.20 | 54.26 | ≤68.2 | PASS |
| 11N40SISO | Ant2 | Low | 5190 | AV | 4500.000 | -49.01 | ≤-41.20 | 46.19 | ≤54 | PASS |
| | | | | AV | 4844.400 | -46.8 | ≤-41.20 | 48.40 | ≤54 | PASS |
| | | | | AV | 5150.000 | -47.16 | ≤-41.20 | 48.04 | ≤54 | PASS |
| | | | | Peak | 4500.000 | -41.33 | ≤-21.20 | 53.87 | ≤68.2 | PASS |
| | | | | Peak | 4919.300 | -37.45 | ≤-21.20 | 57.75 | ≤68.2 | PASS |
| | | | | Peak | 5150.000 | -41.48 | ≤-21.20 | 53.72 | ≤68.2 | PASS |
| | | High | 5230 | AV | 5350.000 | -47.76 | ≤-41.20 | 47.44 | ≤54 | PASS |
| | | | | AV | 5441.280 | -47.22 | ≤-41.20 | 47.98 | ≤54 | PASS |
| | | | | AV | 5460.000 | -47.73 | ≤-41.20 | 47.47 | ≤54 | PASS |
| | | | | Peak | 5350.000 | -40.92 | ≤-21.20 | 54.28 | ≤68.2 | PASS |
| | | | | Peak | 5358.080 | -38.42 | ≤-21.20 | 56.78 | ≤68.2 | PASS |
| | | | | Peak | 5460.000 | -41.19 | ≤-21.20 | 54.01 | ≤68.2 | PASS |
| 11AC20SISO | Ant2 | Low | 5180 | AV | 4500.000 | -49.44 | ≤-41.20 | 45.76 | ≤54 | PASS |
| | | | | AV | 4843.000 | -47.28 | ≤-41.20 | 47.92 | ≤54 | PASS |
| | | | | AV | 5150.000 | -47.86 | ≤-41.20 | 47.34 | ≤54 | PASS |

| | | | | | | | | | | |
|---|---|---|---|---|---|---|---|---|---|---|
| | | | | Peak | 4500.000 | -42.27 | ≤-21.20 | 52.93 | ≤68.2 | PASS |
| | | | | Peak | 4955.700 | -37.47 | ≤-21.20 | 57.73 | ≤68.2 | PASS |
| | | | | Peak | 5150.000 | -41.38 | ≤-21.20 | 53.82 | ≤68.2 | PASS |
| | | High | 5240 | AV | 5350.000 | -47.89 | ≤-41.20 | 47.31 | ≤54 | PASS |
| | | | | AV | 5438.400 | -47.56 | ≤-41.20 | 47.64 | ≤54 | PASS |
| | | | | AV | 5460.000 | -47.94 | ≤-41.20 | 47.26 | ≤54 | PASS |
| | | | | Peak | 5350.000 | -39.52 | ≤-21.20 | 55.68 | ≤68.2 | PASS |
| | | | | Peak | 5360.640 | -37.97 | ≤-21.20 | 57.23 | ≤68.2 | PASS |
| | | | | Peak | 5460.000 | -39.94 | ≤-21.20 | 55.26 | ≤68.2 | PASS |
| 11AC40SISO | Ant2 | Low | 5190 | AV | 4500.000 | -49.03 | ≤-41.20 | 46.17 | ≤54 | PASS |
| | | | | AV | 4929.100 | -46.8 | ≤-41.20 | 48.40 | ≤54 | PASS |
| | | | | AV | 5150.000 | -47.36 | ≤-41.20 | 47.84 | ≤54 | PASS |
| | | | | Peak | 4500.000 | -40.73 | ≤-21.20 | 54.47 | ≤68.2 | PASS |
| | | | | Peak | 4895.500 | -37.38 | ≤-21.20 | 57.82 | ≤68.2 | PASS |
| | | | | Peak | 5150.000 | -41.02 | ≤-21.20 | 54.18 | ≤68.2 | PASS |
| | | High | 5230 | AV | 5350.000 | -47.48 | ≤-41.20 | 47.72 | ≤54 | PASS |
| | | | | AV | 5374.720 | -47.26 | ≤-41.20 | 47.94 | ≤54 | PASS |
| | | | | AV | 5460.000 | -47.79 | ≤-41.20 | 47.41 | ≤54 | PASS |
| | | | | Peak | 5350.000 | -40.61 | ≤-21.20 | 54.59 | ≤68.2 | PASS |
| | | | | Peak | 5457.140 | -38.23 | ≤-21.20 | 56.97 | ≤68.2 | PASS |
| | | | | Peak | 5460.000 | -41.8 | ≤-21.20 | 53.40 | ≤68.2 | PASS |
| 11AC80SISO | Ant2 | Low | 5210 | AV | 4500.000 | -48.56 | ≤-41.20 | 46.64 | ≤54 | PASS |
| | | | | AV | 4830.000 | -46.2 | ≤-41.20 | 49.00 | ≤54 | PASS |
| | | | | AV | 5150.000 | -46.83 | ≤-41.20 | 48.37 | ≤54 | PASS |
| | | | | Peak | 4500.000 | -41.76 | ≤-21.20 | 53.44 | ≤68.2 | PASS |
| | | | | Peak | 5044.500 | -37.79 | ≤-21.20 | 57.41 | ≤68.2 | PASS |
| | | | | Peak | 5150.000 | -39.06 | ≤-21.20 | 56.14 | ≤68.2 | PASS |
| | | High | 5210 | AV | 5350.000 | -47.36 | ≤-41.20 | 47.84 | ≤54 | PASS |
| | | | | AV | 5435.640 | -46.73 | ≤-41.20 | 48.47 | ≤54 | PASS |
| | | | | AV | 5460.000 | -47.49 | ≤-41.20 | 47.71 | ≤54 | PASS |
| | | | | Peak | 5350.000 | -40.77 | ≤-21.20 | 54.43 | ≤68.2 | PASS |
| | | | | Peak | 5382.160 | -38.13 | ≤-21.20 | 57.07 | ≤68.2 | PASS |
| | | | | Peak | 5460.000 | -40.44 | ≤-21.20 | 54.76 | ≤68.2 | PASS |

Note：

1. The Antenna Gain is compensated in the graph.
2. For transmitters operating in 5150-5350 GHz band and 5470-5725 GHz band: The limit in dBm for average detector is conversion from 54dBuV/m, according to 15.209(a). The limit in dBm for peak detector is 20dB above the limit of average detector in dBm.

**MIMO**

| Test Mode | Channel | Detector | Frequency (MHz) | Result [dBm] | | | Limit [dBm] | Result [dBuV/m] | Limit [dBuV/m] | Verdict |
|---|---|---|---|---|---|---|---|---|---|---|
| | | | | Ant1 | Ant2 | Sum | | | | |
| 11N20 SISO | 5180 | AV | 4500.000 | -49.23 | -49.27 | -46.24 | ≤-41.20 | 48.99 | ≤54 | Pass |
| | | AV | 5149.600 | -47.32 | -47.24 | -44.27 | ≤-41.20 | 50.96 | ≤54 | Pass |
| | | AV | 5150.000 | -47.74 | -47.39 | -44.55 | ≤-41.20 | 50.68 | ≤54 | Pass |
| | | Peak | 4500.000 | -43.22 | -43.45 | -40.32 | ≤-27.00 | 54.91 | ≤68.2 | Pass |
| | | Peak | 4780.700 | -37.24 | -37.64 | -34.43 | ≤-27.00 | 60.80 | ≤68.2 | Pass |
| | | Peak | 5150.000 | -39.48 | -39.99 | -36.72 | ≤-27.00 | 58.51 | ≤68.2 | Pass |
| | 5240 | AV | 5350.000 | -47.96 | -47.81 | -44.87 | ≤-41.20 | 50.36 | ≤54 | Pass |
| | | AV | 5403.360 | -47.43 | -47.64 | -44.52 | ≤-41.20 | 50.71 | ≤54 | Pass |
| | | AV | 5460.000 | -47.89 | -47.92 | -44.89 | ≤-41.20 | 50.34 | ≤54 | Pass |
| | | Peak | 5350.000 | -39.24 | -41.74 | -37.30 | ≤-27.00 | 57.93 | ≤68.2 | Pass |
| | | Peak | 5449.680 | -37.27 | -38.04 | -34.63 | ≤-27.00 | 60.60 | ≤68.2 | Pass |
| | | Peak | 5460.000 | -41.29 | -40.94 | -38.10 | ≤-27.00 | 57.13 | ≤68.2 | Pass |
| 11N40 SISO | 5190 | AV | 4500.000 | -48.93 | -49.01 | -45.96 | ≤-41.20 | 49.27 | ≤54 | Pass |
| | | AV | 5148.900 | -46.87 | -46.8 | -43.82 | ≤-41.20 | 51.41 | ≤54 | Pass |
| | | AV | 5150.000 | -47.61 | -47.16 | -44.37 | ≤-41.20 | 50.86 | ≤54 | Pass |
| | | Peak | 4500.000 | -42.12 | -41.33 | -38.70 | ≤-27.00 | 56.53 | ≤68.2 | Pass |
| | | Peak | 5144.000 | -37.96 | -37.45 | -34.69 | ≤-27.00 | 60.54 | ≤68.2 | Pass |
| | | Peak | 5150.000 | -40.4 | -41.48 | -37.90 | ≤-27.00 | 57.33 | ≤68.2 | Pass |
| | 5230 | AV | 5350.000 | -47.7 | -47.76 | -44.72 | ≤-41.20 | 50.51 | ≤54 | Pass |
| | | AV | 5413.460 | -47.38 | -47.22 | -44.29 | ≤-41.20 | 50.94 | ≤54 | Pass |
| | | AV | 5460.000 | -47.88 | -47.73 | -44.79 | ≤-41.20 | 50.44 | ≤54 | Pass |
| | | Peak | 5350.000 | -39.39 | -40.92 | -37.08 | ≤-27.00 | 58.15 | ≤68.2 | Pass |
| | | Peak | 5441.280 | -38.42 | -38.42 | -35.41 | ≤-27.00 | 59.82 | ≤68.2 | Pass |
| | | Peak | 5460.000 | -41.62 | -41.19 | -38.39 | ≤-27.00 | 56.84 | ≤68.2 | Pass |
| 11AC20 SISO | 5180 | AV | 4500.000 | -49.37 | -49.44 | -46.39 | ≤-41.20 | 48.84 | ≤54 | Pass |
| | | AV | 4845.800 | -47.26 | -47.28 | -44.26 | ≤-41.20 | 50.97 | ≤54 | Pass |
| | | AV | 5150.000 | -47.87 | -47.86 | -44.85 | ≤-41.20 | 50.38 | ≤54 | Pass |
| | | Peak | 4500.000 | -42.39 | -42.27 | -39.32 | ≤-27.00 | 55.91 | ≤68.2 | Pass |
| | | Peak | 4782.100 | -37.74 | -37.47 | -34.59 | ≤-27.00 | 60.64 | ≤68.2 | Pass |
| | | Peak | 5150.000 | -41.5 | -41.38 | -38.43 | ≤-27.00 | 56.80 | ≤68.2 | Pass |
| | 5240 | AV | 5350.000 | -47.94 | -47.89 | -44.90 | ≤-41.20 | 50.33 | ≤54 | Pass |
| | | AV | 5380.320 | -47.64 | -47.56 | -44.59 | ≤-41.20 | 50.64 | ≤54 | Pass |
| | | AV | 5460.000 | -47.84 | -47.94 | -44.88 | ≤-41.20 | 50.35 | ≤54 | Pass |

| | | | | | | | | | | |
|---|---|---|---|---|---|---|---|---|---|---|
| | | Peak | 5350.000 | -41.55 | -39.52 | -37.41 | ≤-27.00 | 57.82 | ≤68.2 | Pass |
| | | Peak | 5367.120 | -38.51 | -37.97 | -35.22 | ≤-27.00 | 60.01 | ≤68.2 | Pass |
| | | Peak | 5460.000 | -40.5 | -39.94 | -37.20 | ≤-27.00 | 58.03 | ≤68.2 | Pass |
| 11AC40 SISO | 5190 | AV | 4500.000 | -49.04 | -49.03 | -46.02 | ≤-41.20 | 49.21 | ≤54 | Pass |
| | | AV | 5149.600 | -46.91 | -46.8 | -43.84 | ≤-41.20 | 51.39 | ≤54 | Pass |
| | | AV | 5150.000 | -47.53 | -47.36 | -44.43 | ≤-41.20 | 50.80 | ≤54 | Pass |
| | | Peak | 4500.000 | -41.87 | -40.73 | -38.25 | ≤-27.00 | 56.98 | ≤68.2 | Pass |
| | | Peak | 5148.200 | -37.38 | -37.38 | -34.37 | ≤-27.00 | 60.86 | ≤68.2 | Pass |
| | | Peak | 5150.000 | -41.72 | -41.02 | -38.35 | ≤-27.00 | 56.88 | ≤68.2 | Pass |
| | 5230 | AV | 5350.000 | -47.87 | -47.48 | -44.66 | ≤-41.20 | 50.57 | ≤54 | Pass |
| | | AV | 5363.540 | -47.32 | -47.26 | -44.28 | ≤-41.20 | 50.95 | ≤54 | Pass |
| | | AV | 5460.000 | -47.86 | -47.79 | -44.81 | ≤-41.20 | 50.42 | ≤54 | Pass |
| | | Peak | 5350.000 | -40.77 | -40.61 | -37.68 | ≤-27.00 | 57.55 | ≤68.2 | Pass |
| | | Peak | 5455.580 | -38.26 | -38.23 | -35.23 | ≤-27.00 | 60.00 | ≤68.2 | Pass |
| | | Peak | 5460.000 | -42.68 | -41.8 | -39.21 | ≤-27.00 | 56.02 | ≤68.2 | Pass |
| 11AC80 SISO | 5210 | AV | 4500.000 | -48.65 | -48.56 | -45.59 | ≤-41.20 | 49.64 | ≤54 | Pass |
| | | AV | 5149.500 | -46.25 | -46.2 | -43.21 | ≤-41.20 | 52.02 | ≤54 | Pass |
| | | AV | 5150.000 | -47.21 | -46.83 | -44.01 | ≤-41.20 | 51.22 | ≤54 | Pass |
| | | Peak | 4500.000 | -42.02 | -41.76 | -38.88 | ≤-27.00 | 56.35 | ≤68.2 | Pass |
| | | Peak | 5139.750 | -37.8 | -37.79 | -34.78 | ≤-27.00 | 60.45 | ≤68.2 | Pass |
| | | Peak | 5150.000 | -41.23 | -39.06 | -37.00 | ≤-27.00 | 58.23 | ≤68.2 | Pass |
| | | AV | 5350.000 | -47.4 | -47.36 | -44.37 | ≤-41.20 | 50.86 | ≤54 | Pass |
| | | AV | 5391.120 | -46.78 | -46.73 | -43.74 | ≤-41.20 | 51.49 | ≤54 | Pass |
| | | AV | 5460.000 | -47.38 | -47.49 | -44.42 | ≤-41.20 | 50.81 | ≤54 | Pass |
| | | Peak | 5350.000 | -40.51 | -40.77 | -37.63 | ≤-27.00 | 57.60 | ≤68.2 | Pass |
| | | Peak | 5397.560 | -38.38 | -38.13 | -35.24 | ≤-27.00 | 59.99 | ≤68.2 | Pass |
| | | Peak | 5460.000 | -41.58 | -40.44 | -37.96 | ≤-27.00 | 57.27 | ≤68.2 | Pass |

ANT2

## Test Graphs

11A_Ant2_Low_5180_AV

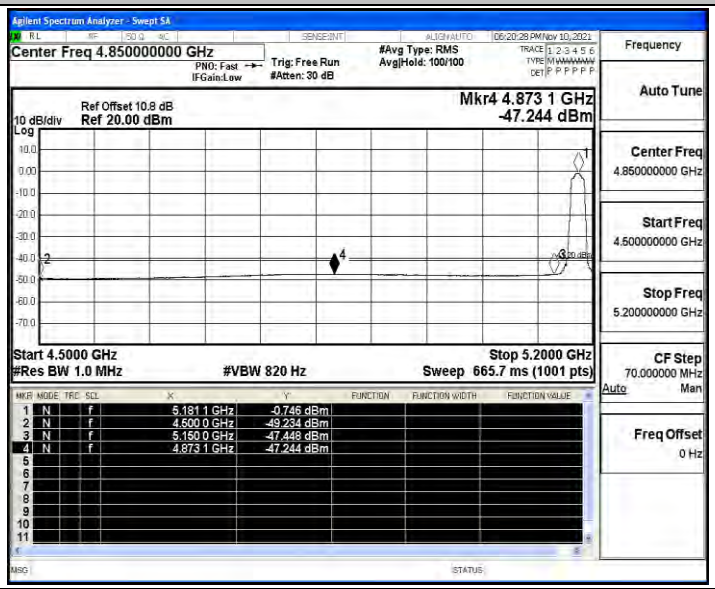


11A_Ant2_Low_5180_Peak

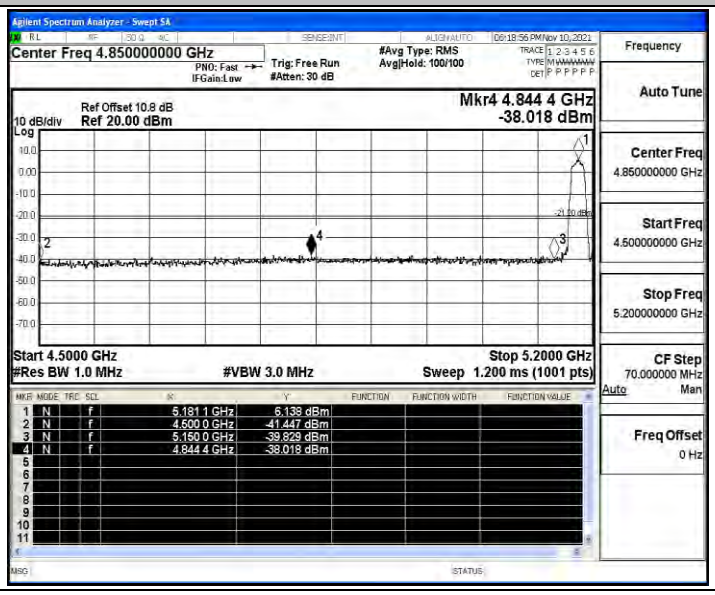

11A_Ant2_High_5240_AV

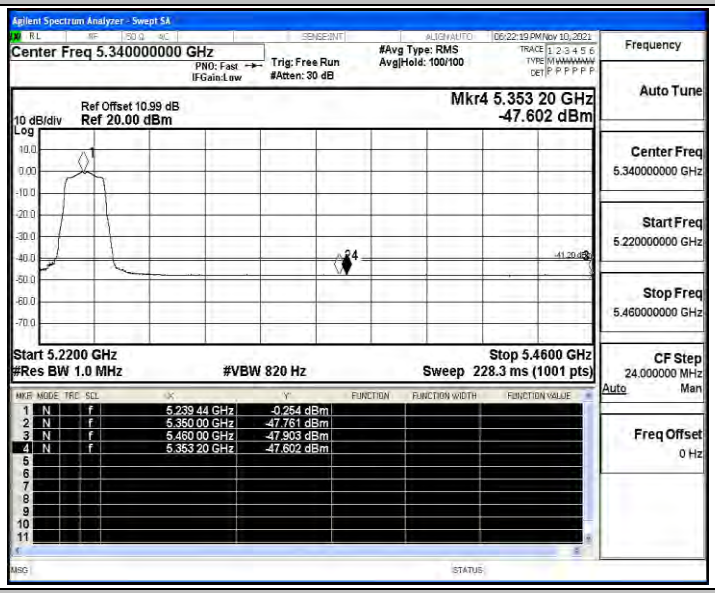


11A_Ant2_High_5240_Peak

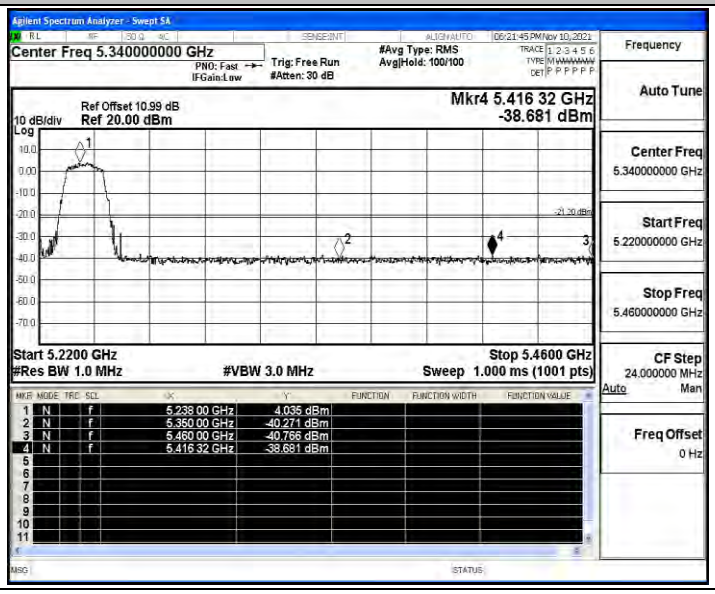

11N20SISO_Ant2_Low_5180_AV

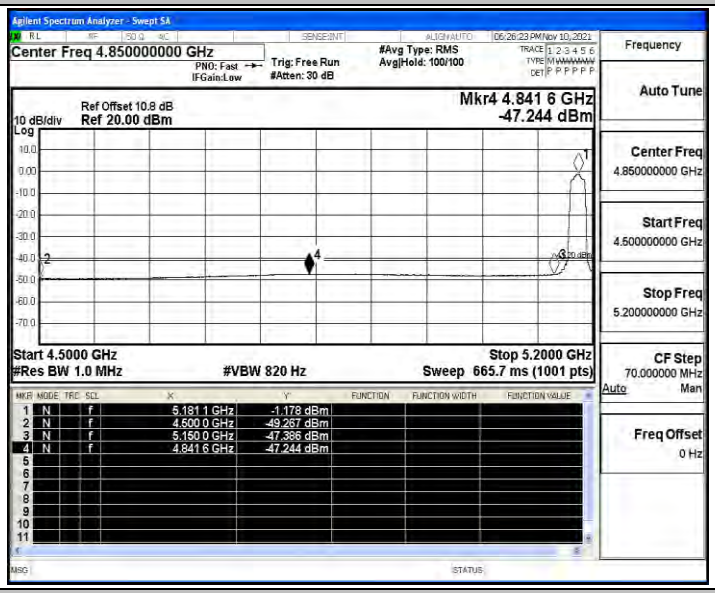


11N20SISO_Ant2_Low_5180_Peak

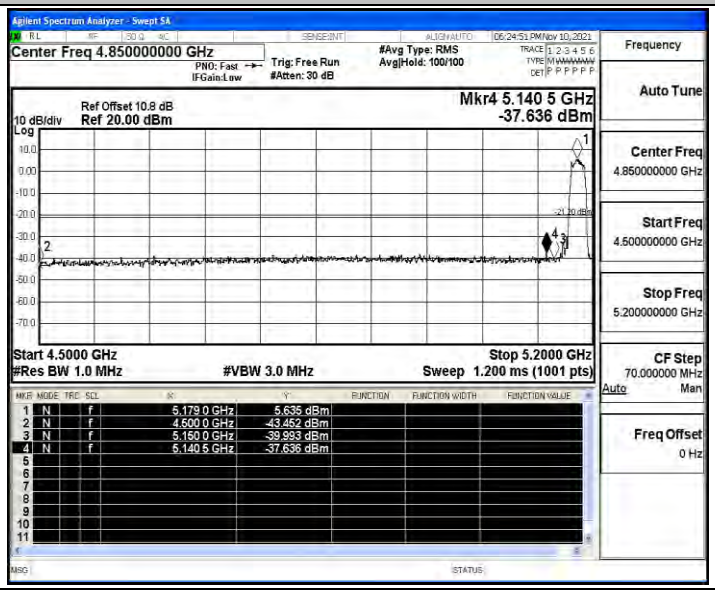

| 11N20SISO_Ant2_High_5240_AV |
|---|
| 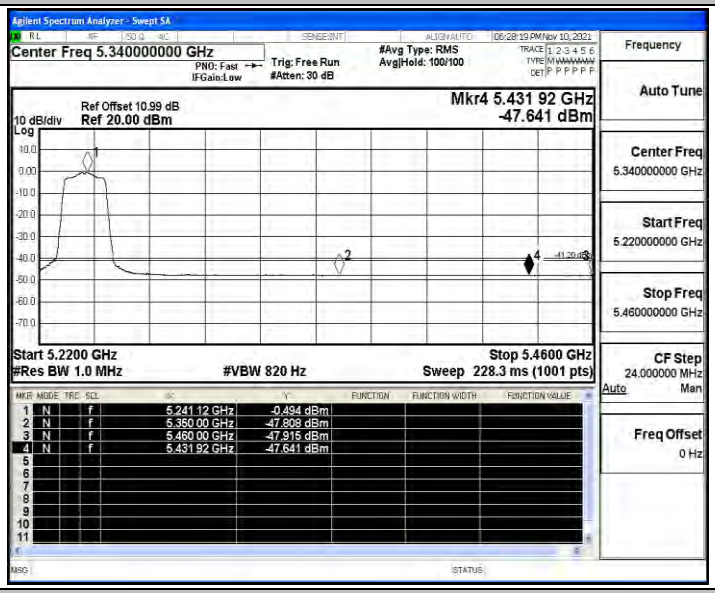 |



| 11N20SISO_Ant2_High_5240_Peak |
|---|
| 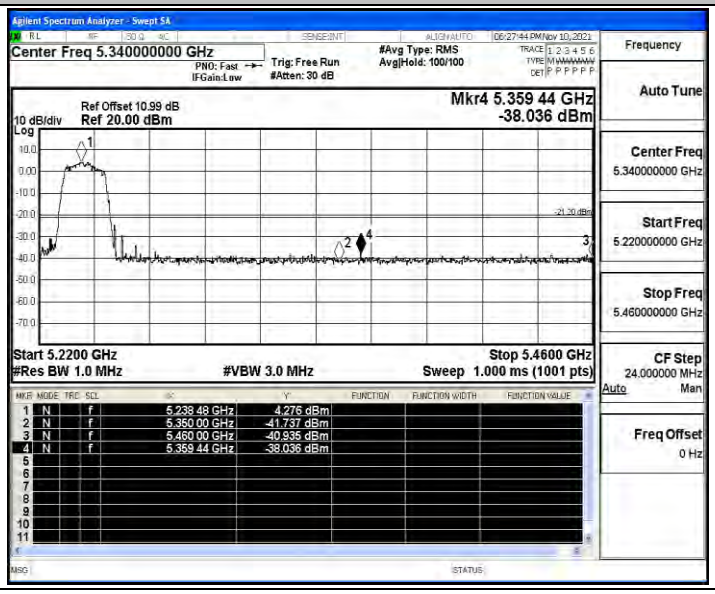 |

| 11N40SISO_Ant2_Low_5190_AV |
|---|
| 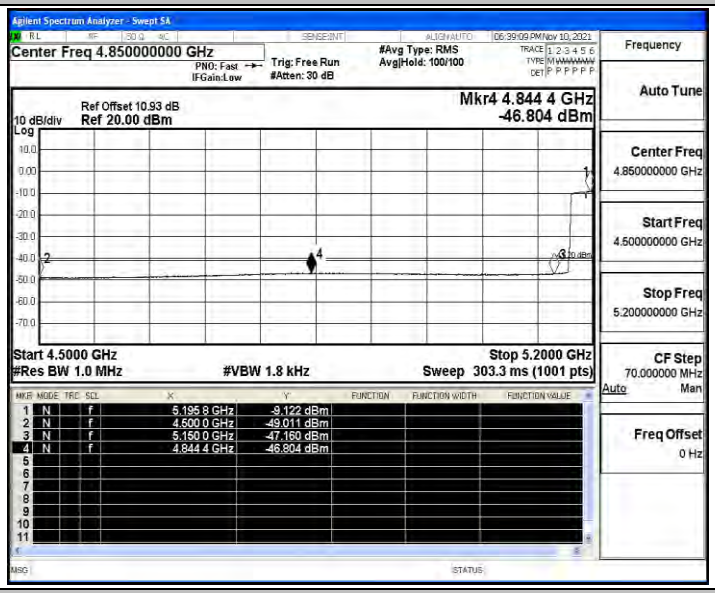 |



| 11N40SISO_Ant2_Low_5190_Peak |
|---|
| 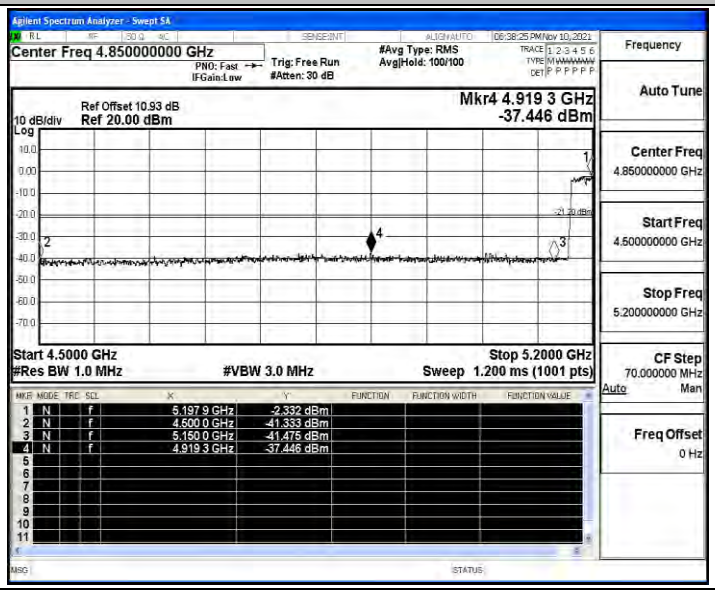 |

11N40SISO_Ant2_High_5230_AV

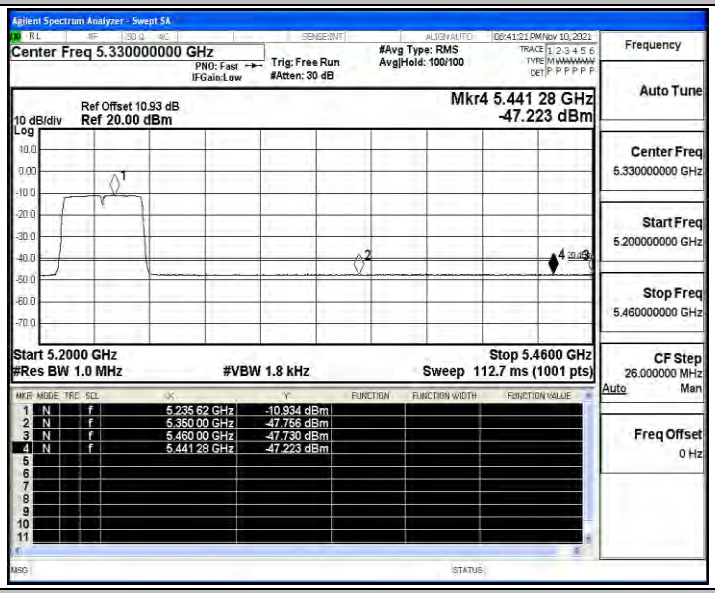


11N40SISO_Ant2_High_5230_Peak

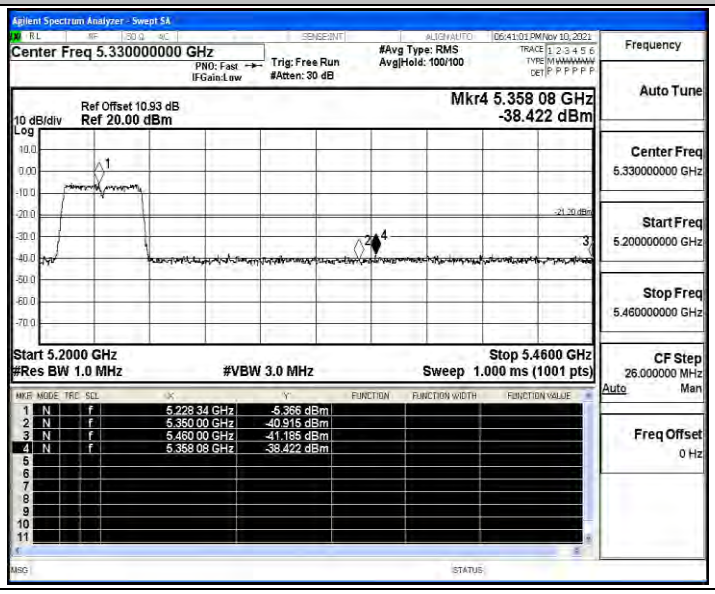

11AC20SISO_Ant2_Low_5180_AV

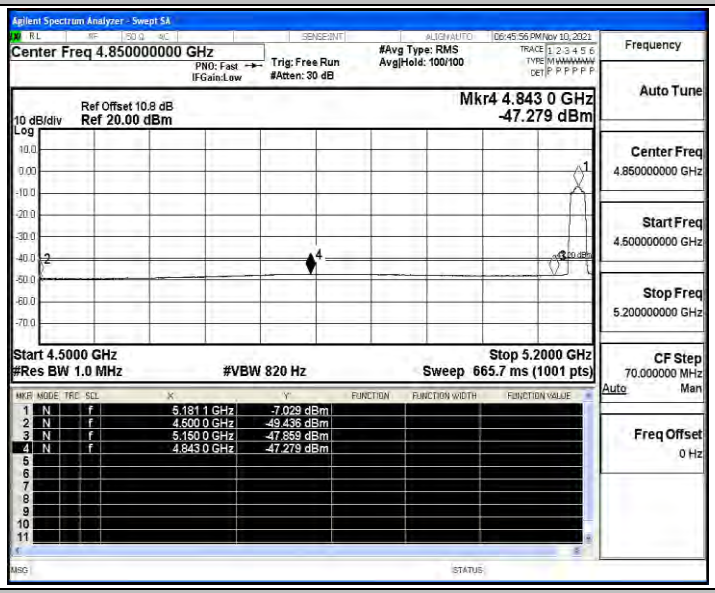


11AC20SISO_Ant2_Low_5180_Peak

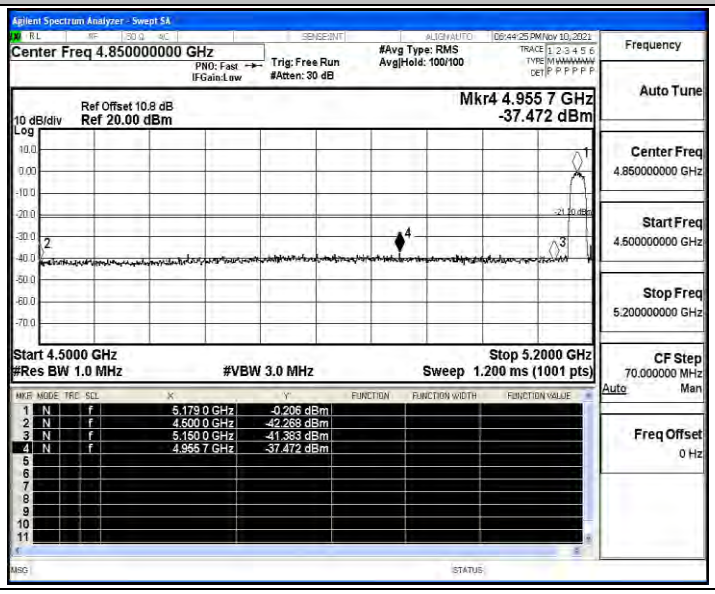

| 11AC20SISO_Ant2_High_5240_AV |
|---|
| 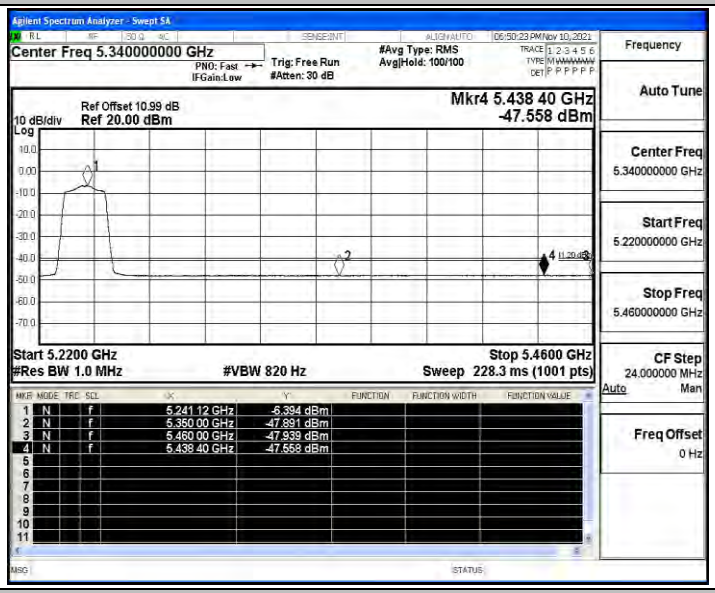 |



| 11AC20SISO_Ant2_High_5240_Peak |
|---|
| 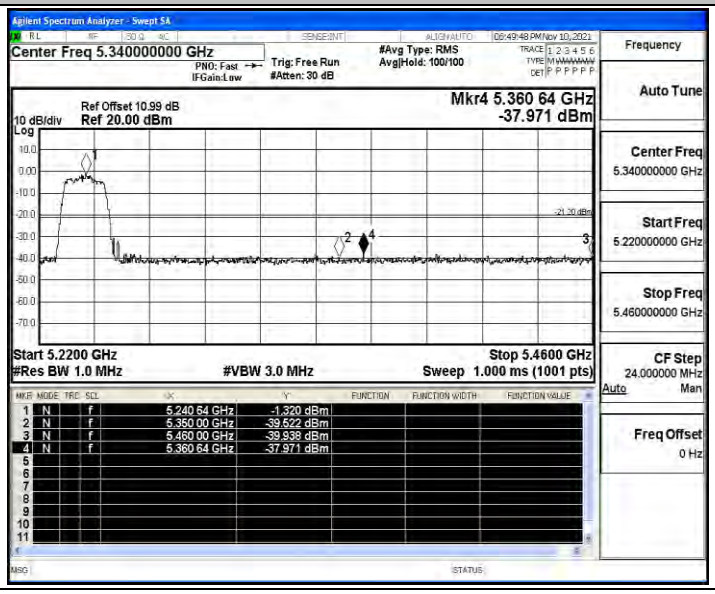 |

11AC40SISO_Ant2_Low_5190_AV

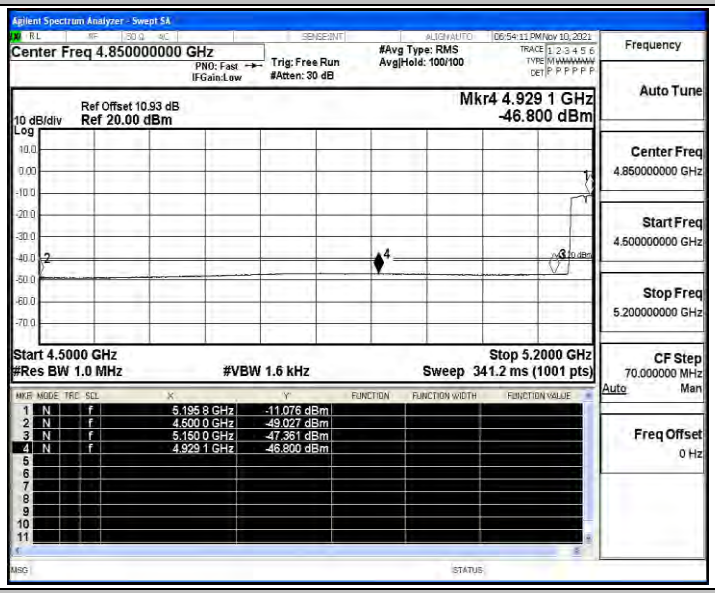


11AC40SISO_Ant2_Low_5190_Peak

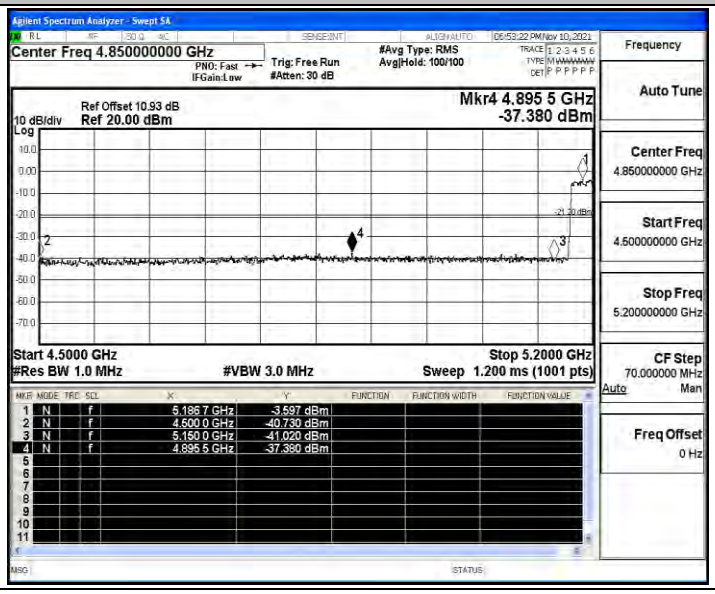

11AC40SISO_Ant2_High_5230_AV

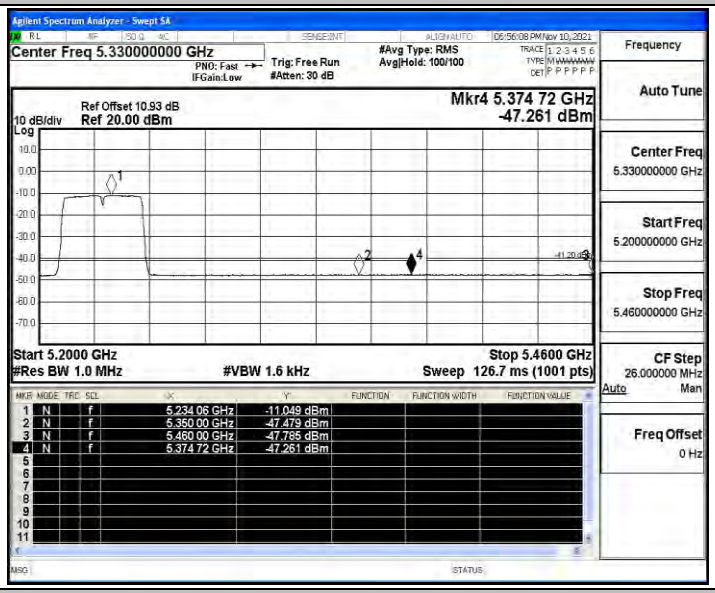


11AC40SISO_Ant2_High_5230_Peak

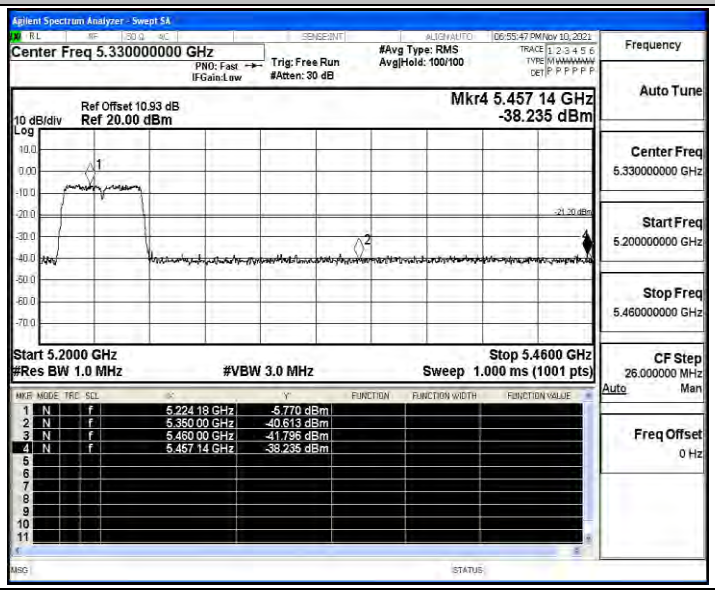

| 11AC80SISO_Ant2_Low_5210_AV |
|---|
| 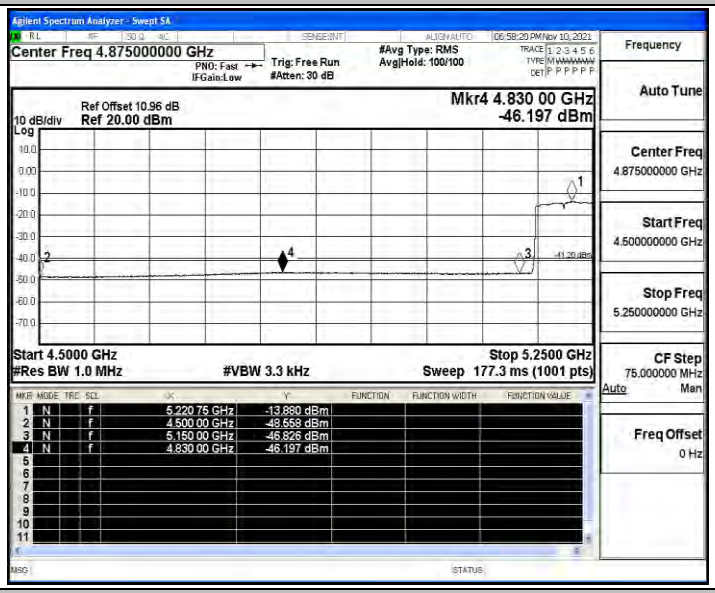 |



| 11AC80SISO_Ant2_Low_5210_Peak |
|---|
| 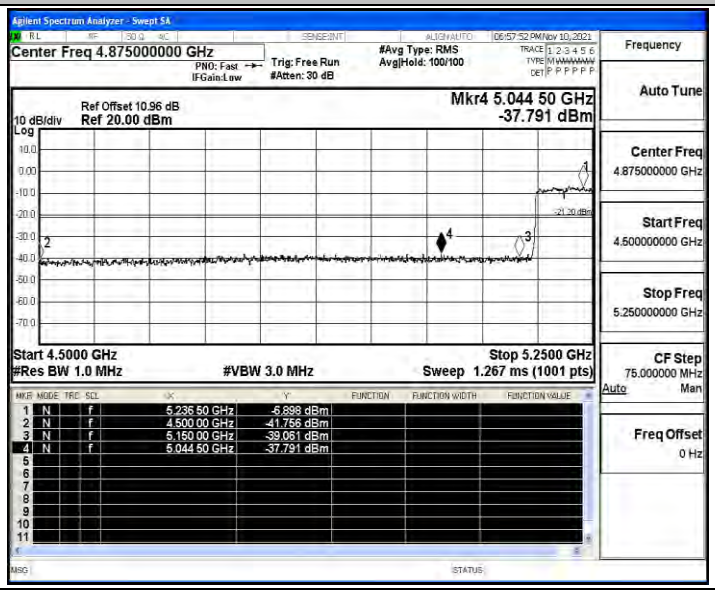 |

11AC80SISO_Ant2_High_5210_AV

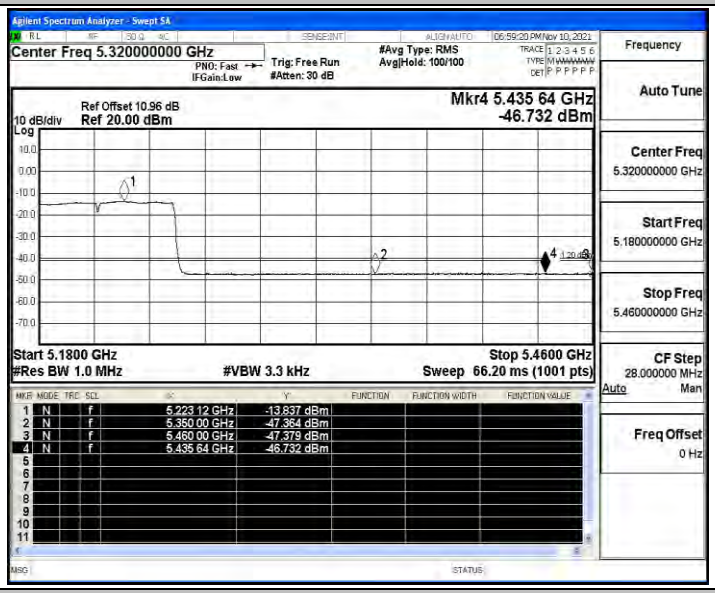


11AC80SISO_Ant2_High_5210_Peak

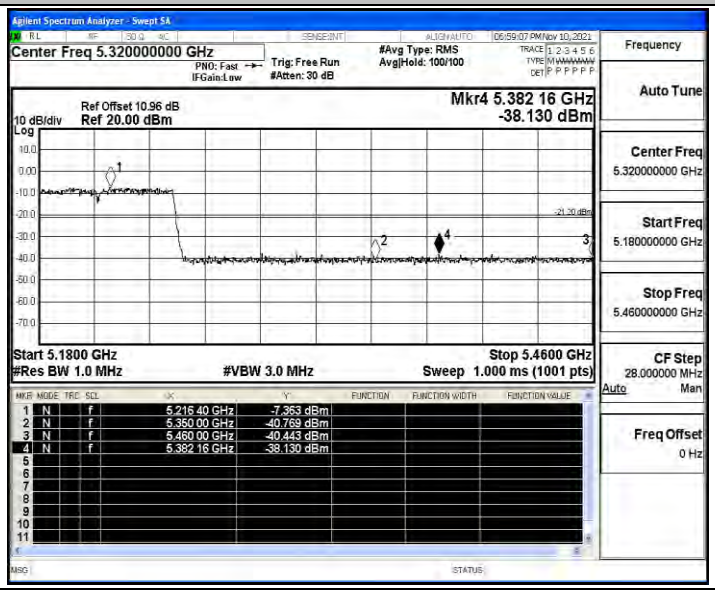

# Appendix D.6: Frequency Stability

## Test Result

**ANT 1**

| Voltage | | | | | | | | |
|---|---|---|---|---|---|---|---|---|
| TestMode | Antenna | Channel | Voltage [Vdc] | Temperature (℃) | Deviation (Hz) | Deviation (ppm) | Limit (ppm) | Verdict |
| 11A | Ant1 | 5180 | NV | NT | 59000 | 11.389961 | 20 | PASS |
| | | | LV | NT | 60000 | 11.583012 | 20 | PASS |
| | | | HV | NT | 60000 | 11.583012 | 20 | PASS |
| | | 5200 | NV | NT | 61000 | 11.730769 | 20 | PASS |
| | | | LV | NT | 61000 | 11.730769 | 20 | PASS |
| | | | HV | NT | 61000 | 11.730769 | 20 | PASS |
| | | 5240 | NV | NT | 62000 | 11.832061 | 20 | PASS |
| | | | LV | NT | 62000 | 11.832061 | 20 | PASS |
| | | | HV | NT | 62000 | 11.832061 | 20 | PASS |
| 11N20SISO | Ant1 | 5180 | NV | NT | 61000 | 11.776062 | 20 | PASS |
| | | | LV | NT | 61000 | 11.776062 | 20 | PASS |
| | | | HV | NT | 62000 | 11.969112 | 20 | PASS |
| | | 5200 | NV | NT | 62000 | 11.923077 | 20 | PASS |
| | | | LV | NT | 62000 | 11.923077 | 20 | PASS |
| | | | HV | NT | 62000 | 11.923077 | 20 | PASS |
| | | 5240 | NV | NT | 63000 | 12.022901 | 20 | PASS |
| | | | LV | NT | 63000 | 12.022901 | 20 | PASS |
| | | | HV | NT | 63000 | 12.022901 | 20 | PASS |
| 11N40SISO | Ant1 | 5190 | NV | NT | 61000 | 11.753372 | 20 | PASS |
| | | | LV | NT | 62000 | 11.94605 | 20 | PASS |
| | | | HV | NT | 62000 | 11.94605 | 20 | PASS |
| | | 5230 | NV | NT | 63000 | 12.045889 | 20 | PASS |
| | | | LV | NT | 63000 | 12.045889 | 20 | PASS |
| | | | HV | NT | 64000 | 12.237094 | 20 | PASS |
| 11AC20SISO | Ant1 | 5180 | NV | NT | 63000 | 12.162162 | 20 | PASS |
| | | | LV | NT | 63000 | 12.162162 | 20 | PASS |
| | | | HV | NT | 63000 | 12.162162 | 20 | PASS |
| | | 5200 | NV | NT | 63000 | 12.115385 | 20 | PASS |
| | | | LV | NT | 64000 | 12.307692 | 20 | PASS |
| | | | HV | NT | 64000 | 12.307692 | 20 | PASS |
| | | 5240 | NV | NT | 64000 | 12.21374 | 20 | PASS |
| | | | LV | NT | 64000 | 12.21374 | 20 | PASS |
| | | | HV | NT | 65000 | 12.40458 | 20 | PASS |
| 11AC40SIS | Ant1 | 5190 | NV | NT | 63000 | 12.138728 | 20 | PASS |

| | | | | | | | | |
|---|---|---|---|---|---|---|---|---|
| O | | | LV | NT | 64000 | 12.331407 | 20 | PASS |
| | | | HV | NT | 64000 | 12.331407 | 20 | PASS |
| | | 5230 | NV | NT | 64000 | 12.237094 | 20 | PASS |
| | | | LV | NT | 65000 | 12.428298 | 20 | PASS |
| | | | HV | NT | 65000 | 12.428298 | 20 | PASS |
| 11AC80SISO | Ant1 | 5210 | NV | NT | 65000 | 12.476008 | 20 | PASS |
| | | | LV | NT | 65000 | 12.476008 | 20 | PASS |
| | | | HV | NT | 65000 | 12.476008 | 20 | PASS |

| Temperature | | | | | | | | |
|---|---|---|---|---|---|---|---|---|
| TestMode | Antenna | Channel | Voltage [Vdc] | Temperature (℃) | Deviation (Hz) | Deviation (ppm) | Limit (ppm) | Verdict |
| 11A | Ant1 | 5180 | NV | -30 | 60000 | 11.583012 | 20 | PASS |
| | | | NV | -20 | 60000 | 11.583012 | 20 | PASS |
| | | | NV | -10 | 60000 | 11.583012 | 20 | PASS |
| | | | NV | 0 | 60000 | 11.583012 | 20 | PASS |
| | | | NV | 10 | 60000 | 11.583012 | 20 | PASS |
| | | | NV | 20 | 60000 | 11.583012 | 20 | PASS |
| | | | NV | 30 | 61000 | 11.776062 | 20 | PASS |
| | | | NV | 40 | 61000 | 11.776062 | 20 | PASS |
| | | | NV | 50 | 61000 | 11.776062 | 20 | PASS |
| | | 5200 | NV | -30 | 61000 | 11.730769 | 20 | PASS |
| | | | NV | -20 | 61000 | 11.730769 | 20 | PASS |
| | | | NV | -10 | 61000 | 11.730769 | 20 | PASS |
| | | | NV | 0 | 61000 | 11.730769 | 20 | PASS |
| | | | NV | 10 | 61000 | 11.730769 | 20 | PASS |
| | | | NV | 20 | 62000 | 11.923077 | 20 | PASS |
| | | | NV | 30 | 61000 | 11.730769 | 20 | PASS |
| | | | NV | 40 | 61000 | 11.730769 | 20 | PASS |
| | | | NV | 50 | 61000 | 11.730769 | 20 | PASS |
| | | 5240 | NV | -30 | 62000 | 11.832061 | 20 | PASS |
| | | | NV | -20 | 62000 | 11.832061 | 20 | PASS |
| | | | NV | -10 | 62000 | 11.832061 | 20 | PASS |
| | | | NV | 0 | 63000 | 12.022901 | 20 | PASS |
| | | | NV | 10 | 62000 | 11.832061 | 20 | PASS |
| | | | NV | 20 | 62000 | 11.832061 | 20 | PASS |
| | | | NV | 30 | 63000 | 12.022901 | 20 | PASS |
| | | | NV | 40 | 62000 | 11.832061 | 20 | PASS |
| | | | NV | 50 | 63000 | 12.022901 | 20 | PASS |
| 11N20SISO | Ant1 | 5180 | NV | -30 | 62000 | 11.969112 | 20 | PASS |
| | | | NV | -20 | 62000 | 11.969112 | 20 | PASS |
| | | | NV | -10 | 62000 | 11.969112 | 20 | PASS |
| | | | NV | 0 | 62000 | 11.969112 | 20 | PASS |

| | | | | | | | | |
|---|---|---|---|---|---|---|---|---|
| | | | NV | 10 | 62000 | 11.969112 | 20 | PASS |
| | | | NV | 20 | 62000 | 11.969112 | 20 | PASS |
| | | | NV | 30 | 62000 | 11.969112 | 20 | PASS |
| | | | NV | 40 | 62000 | 11.969112 | 20 | PASS |
| | | | NV | 50 | 62000 | 11.969112 | 20 | PASS |
| | | 5200 | NV | -30 | 62000 | 11.923077 | 20 | PASS |
| | | | NV | -20 | 62000 | 11.923077 | 20 | PASS |
| | | | NV | -10 | 63000 | 12.115385 | 20 | PASS |
| | | | NV | 0 | 63000 | 12.115385 | 20 | PASS |
| | | | NV | 10 | 62000 | 11.923077 | 20 | PASS |
| | | | NV | 20 | 62000 | 11.923077 | 20 | PASS |
| | | | NV | 30 | 63000 | 12.115385 | 20 | PASS |
| | | | NV | 40 | 62000 | 11.923077 | 20 | PASS |
| | | | NV | 50 | 63000 | 12.115385 | 20 | PASS |
| | | 5240 | NV | -30 | 63000 | 12.022901 | 20 | PASS |
| | | | NV | -20 | 63000 | 12.022901 | 20 | PASS |
| | | | NV | -10 | 63000 | 12.022901 | 20 | PASS |
| | | | NV | 0 | 64000 | 12.21374 | 20 | PASS |
| | | | NV | 10 | 63000 | 12.022901 | 20 | PASS |
| | | | NV | 20 | 63000 | 12.022901 | 20 | PASS |
| | | | NV | 30 | 64000 | 12.21374 | 20 | PASS |
| | | | NV | 40 | 63000 | 12.022901 | 20 | PASS |
| | | | NV | 50 | 63000 | 12.022901 | 20 | PASS |
| 11N40SISO | Ant1 | 5190 | NV | -30 | 63000 | 12.138728 | 20 | PASS |
| | | | NV | -20 | 63000 | 12.138728 | 20 | PASS |
| | | | NV | -10 | 63000 | 12.138728 | 20 | PASS |
| | | | NV | 0 | 63000 | 12.138728 | 20 | PASS |
| | | | NV | 10 | 63000 | 12.138728 | 20 | PASS |
| | | | NV | 20 | 63000 | 12.138728 | 20 | PASS |
| | | | NV | 30 | 63000 | 12.138728 | 20 | PASS |
| | | | NV | 40 | 63000 | 12.138728 | 20 | PASS |
| | | | NV | 50 | 63000 | 12.138728 | 20 | PASS |
| | | 5230 | NV | -30 | 64000 | 12.237094 | 20 | PASS |
| | | | NV | -20 | 64000 | 12.237094 | 20 | PASS |
| | | | NV | -10 | 64000 | 12.237094 | 20 | PASS |
| | | | NV | 0 | 64000 | 12.237094 | 20 | PASS |
| | | | NV | 10 | 64000 | 12.237094 | 20 | PASS |
| | | | NV | 20 | 64000 | 12.237094 | 20 | PASS |
| | | | NV | 30 | 64000 | 12.237094 | 20 | PASS |
| | | | NV | 40 | 64000 | 12.237094 | 20 | PASS |
| | | | NV | 50 | 64000 | 12.237094 | 20 | PASS |
| 11AC20SISO | Ant1 | 5180 | NV | -30 | 63000 | 12.162162 | 20 | PASS |
| | | | NV | -20 | 63000 | 12.162162 | 20 | PASS |

| | | | | | | | | |
|---|---|---|---|---|---|---|---|---|
| | | | NV | -10 | 63000 | 12.162162 | 20 | PASS |
| | | | NV | 0 | 63000 | 12.162162 | 20 | PASS |
| | | | NV | 10 | 63000 | 12.162162 | 20 | PASS |
| | | | NV | 20 | 63000 | 12.162162 | 20 | PASS |
| | | | NV | 30 | 64000 | 12.355212 | 20 | PASS |
| | | | NV | 40 | 63000 | 12.162162 | 20 | PASS |
| | | | NV | 50 | 64000 | 12.355212 | 20 | PASS |
| | | 5200 | NV | -30 | 64000 | 12.307692 | 20 | PASS |
| | | | NV | -20 | 64000 | 12.307692 | 20 | PASS |
| | | | NV | -10 | 64000 | 12.307692 | 20 | PASS |
| | | | NV | 0 | 64000 | 12.307692 | 20 | PASS |
| | | | NV | 10 | 64000 | 12.307692 | 20 | PASS |
| | | | NV | 20 | 64000 | 12.307692 | 20 | PASS |
| | | | NV | 30 | 64000 | 12.307692 | 20 | PASS |
| | | | NV | 40 | 64000 | 12.307692 | 20 | PASS |
| | | | NV | 50 | 64000 | 12.307692 | 20 | PASS |
| | | 5240 | NV | -30 | 65000 | 12.40458 | 20 | PASS |
| | | | NV | -20 | 65000 | 12.40458 | 20 | PASS |
| | | | NV | -10 | 65000 | 12.40458 | 20 | PASS |
| | | | NV | 0 | 65000 | 12.40458 | 20 | PASS |
| | | | NV | 10 | 65000 | 12.40458 | 20 | PASS |
| | | | NV | 20 | 65000 | 12.40458 | 20 | PASS |
| | | | NV | 30 | 65000 | 12.40458 | 20 | PASS |
| | | | NV | 40 | 65000 | 12.40458 | 20 | PASS |
| | | | NV | 50 | 65000 | 12.40458 | 20 | PASS |
| 11AC40S ISO | Ant1 | 5190 | NV | -30 | 64000 | 12.331407 | 20 | PASS |
| | | | NV | -20 | 65000 | 12.524085 | 20 | PASS |
| | | | NV | -10 | 64000 | 12.331407 | 20 | PASS |
| | | | NV | 0 | 64000 | 12.331407 | 20 | PASS |
| | | | NV | 10 | 64000 | 12.331407 | 20 | PASS |
| | | | NV | 20 | 65000 | 12.524085 | 20 | PASS |
| | | | NV | 30 | 64000 | 12.331407 | 20 | PASS |
| | | | NV | 40 | 65000 | 12.524085 | 20 | PASS |
| | | | NV | 50 | 65000 | 12.524085 | 20 | PASS |
| | | 5230 | NV | -30 | 65000 | 12.428298 | 20 | PASS |
| | | | NV | -20 | 65000 | 12.428298 | 20 | PASS |
| | | | NV | -10 | 66000 | 12.619503 | 20 | PASS |
| | | | NV | 0 | 66000 | 12.619503 | 20 | PASS |
| | | | NV | 10 | 66000 | 12.619503 | 20 | PASS |
| | | | NV | 20 | 66000 | 12.619503 | 20 | PASS |
| | | | NV | 30 | 66000 | 12.619503 | 20 | PASS |
| | | | NV | 40 | 66000 | 12.619503 | 20 | PASS |
| | | | NV | 50 | 66000 | 12.619503 | 20 | PASS |

| | | | | | | | | |
|---|---|---|---|---|---|---|---|---|
| 11AC80S ISO | Ant1 | 5210 | NV | -30 | 65000 | 12.476008 | 20 | PASS |
| | | | NV | -20 | 65000 | 12.476008 | 20 | PASS |
| | | | NV | -10 | 65000 | 12.476008 | 20 | PASS |
| | | | NV | 0 | 65000 | 12.476008 | 20 | PASS |
| | | | NV | 10 | 65000 | 12.476008 | 20 | PASS |
| | | | NV | 20 | 65000 | 12.476008 | 20 | PASS |
| | | | NV | 30 | 65000 | 12.476008 | 20 | PASS |
| | | | NV | 40 | 65000 | 12.476008 | 20 | PASS |
| | | | NV | 50 | 65000 | 12.476008 | 20 | PASS |

**ANT 2**

| Voltage | | | | | | | | |
|---|---|---|---|---|---|---|---|---|
| TestMode | Antenna | Channel | Voltage [Vdc] | Temperature (℃) | Deviation (Hz) | Deviation (ppm) | Limit (ppm) | Verdict |
| 11A | Ant2 | 5180 | NV | NT | 59000 | 11.389961 | 20 | PASS |
| | | | LV | NT | 64000 | 12.355212 | 20 | PASS |
| | | | HV | NT | 68000 | 13.127413 | 20 | PASS |
| | | 5200 | NV | NT | 74000 | 14.230769 | 20 | PASS |
| | | | LV | NT | 77000 | 14.807692 | 20 | PASS |
| | | | HV | NT | 79000 | 15.192308 | 20 | PASS |
| | | 5240 | NV | NT | 81000 | 15.458015 | 20 | PASS |
| | | | LV | NT | 83000 | 15.839695 | 20 | PASS |
| | | | HV | NT | 85000 | 16.221374 | 20 | PASS |
| 11N20SISO | Ant2 | 5180 | NV | NT | 75000 | 14.478764 | 20 | PASS |
| | | | LV | NT | 81000 | 15.637066 | 20 | PASS |
| | | | HV | NT | 84000 | 16.216216 | 20 | PASS |
| | | 5200 | NV | NT | 87000 | 16.730769 | 20 | PASS |
| | | | LV | NT | 86000 | 16.538462 | 20 | PASS |
| | | | HV | NT | 89000 | 17.115385 | 20 | PASS |
| | | 5240 | NV | NT | 90000 | 17.175573 | 20 | PASS |
| | | | LV | NT | 93000 | 17.748092 | 20 | PASS |
| | | | HV | NT | 94000 | 17.938931 | 20 | PASS |
| 11N40SISO | Ant2 | 5190 | NV | NT | 67000 | 12.909441 | 20 | PASS |
| | | | LV | NT | 75000 | 14.450867 | 20 | PASS |
| | | | HV | NT | 81000 | 15.606936 | 20 | PASS |
| | | 5230 | NV | NT | 88000 | 16.826004 | 20 | PASS |
| | | | LV | NT | 92000 | 17.590822 | 20 | PASS |
| | | | HV | NT | 94000 | 17.973231 | 20 | PASS |
| 11AC20SISO | Ant2 | 5180 | NV | NT | 80000 | 15.444015 | 20 | PASS |
| | | | LV | NT | 88000 | 16.988417 | 20 | PASS |
| | | | HV | NT | 92000 | 17.760618 | 20 | PASS |
| | | 5200 | NV | NT | 93000 | 17.884615 | 20 | PASS |
| | | | LV | NT | 96000 | 18.461538 | 20 | PASS |

| | | | | | | | | |
|---|---|---|---|---|---|---|---|---|
| | | | HV | NT | 97000 | 18.653846 | 20 | PASS |
| | | 5240 | NV | NT | 94000 | 17.938931 | 20 | PASS |
| | | | LV | NT | 97000 | 18.51145 | 20 | PASS |
| | | | HV | NT | 98000 | 18.70229 | 20 | PASS |
| 11AC40SISO | Ant2 | 5190 | NV | NT | 76000 | 14.643545 | 20 | PASS |
| | | | LV | NT | 85000 | 16.377649 | 20 | PASS |
| | | | HV | NT | 90000 | 17.34104 | 20 | PASS |
| | | 5230 | NV | NT | 90000 | 17.208413 | 20 | PASS |
| | | | LV | NT | 94000 | 17.973231 | 20 | PASS |
| | | | HV | NT | 97000 | 18.546845 | 20 | PASS |
| 11AC80SISO | Ant2 | 5210 | NV | NT | 86000 | 16.506718 | 20 | PASS |
| | | | LV | NT | 88000 | 16.890595 | 20 | PASS |
| | | | HV | NT | 89000 | 17.082534 | 20 | PASS |

| Temperature | | | | | | | | |
|---|---|---|---|---|---|---|---|---|
| TestMode | Antenna | Channel | Voltage [Vdc] | Temperature (℃) | Deviation (Hz) | Deviation (ppm) | Limit (ppm) | Verdict |
| 11A | Ant2 | 5180 | NV | -30 | 70000 | 13.513514 | 20 | PASS |
| | | | NV | -20 | 72000 | 13.899614 | 20 | PASS |
| | | | NV | -10 | 74000 | 14.285714 | 20 | PASS |
| | | | NV | 0 | 75000 | 14.478764 | 20 | PASS |
| | | | NV | 10 | 76000 | 14.671815 | 20 | PASS |
| | | | NV | 20 | 77000 | 14.864865 | 20 | PASS |
| | | | NV | 30 | 78000 | 15.057915 | 20 | PASS |
| | | | NV | 40 | 79000 | 15.250965 | 20 | PASS |
| | | | NV | 50 | 79000 | 15.250965 | 20 | PASS |
| | | 5200 | NV | -30 | 80000 | 15.384615 | 20 | PASS |
| | | | NV | -20 | 81000 | 15.576923 | 20 | PASS |
| | | | NV | -10 | 82000 | 15.769231 | 20 | PASS |
| | | | NV | 0 | 82000 | 15.769231 | 20 | PASS |
| | | | NV | 10 | 83000 | 15.961538 | 20 | PASS |
| | | | NV | 20 | 83000 | 15.961538 | 20 | PASS |
| | | | NV | 30 | 83000 | 15.961538 | 20 | PASS |
| | | | NV | 40 | 84000 | 16.153846 | 20 | PASS |
| | | | NV | 50 | 85000 | 16.346154 | 20 | PASS |
| | | 5240 | NV | -30 | 85000 | 16.221374 | 20 | PASS |
| | | | NV | -20 | 86000 | 16.412214 | 20 | PASS |
| | | | NV | -10 | 87000 | 16.603053 | 20 | PASS |
| | | | NV | 0 | 87000 | 16.603053 | 20 | PASS |
| | | | NV | 10 | 88000 | 16.793893 | 20 | PASS |
| | | | NV | 20 | 88000 | 16.793893 | 20 | PASS |
| | | | NV | 30 | 88000 | 16.793893 | 20 | PASS |
| | | | NV | 40 | 89000 | 16.984733 | 20 | PASS |
| | | | NV | 50 | 89000 | 16.984733 | 20 | PASS |

| | | | | | | | | |
|---|---|---|---|---|---|---|---|---|
| 11N20SISO | Ant2 | 5180 | NV | -30 | 86000 | 16.602317 | 20 | PASS |
| | | | NV | -20 | 87000 | 16.795367 | 20 | PASS |
| | | | NV | -10 | 87000 | 16.795367 | 20 | PASS |
| | | | NV | 0 | 88000 | 16.988417 | 20 | PASS |
| | | | NV | 10 | 88000 | 16.988417 | 20 | PASS |
| | | | NV | 20 | 89000 | 17.181467 | 20 | PASS |
| | | | NV | 30 | 89000 | 17.181467 | 20 | PASS |
| | | | NV | 40 | 89000 | 17.181467 | 20 | PASS |
| | | | NV | 50 | 90000 | 17.374517 | 20 | PASS |
| | | 5200 | NV | -30 | 90000 | 17.307692 | 20 | PASS |
| | | | NV | -20 | 91000 | 17.5 | 20 | PASS |
| | | | NV | -10 | 92000 | 17.692308 | 20 | PASS |
| | | | NV | 0 | 92000 | 17.692308 | 20 | PASS |
| | | | NV | 10 | 92000 | 17.692308 | 20 | PASS |
| | | | NV | 20 | 93000 | 17.884615 | 20 | PASS |
| | | | NV | 30 | 93000 | 17.884615 | 20 | PASS |
| | | | NV | 40 | 93000 | 17.884615 | 20 | PASS |
| | | | NV | 50 | 94000 | 18.076923 | 20 | PASS |
| | | 5240 | NV | -30 | 95000 | 18.129771 | 20 | PASS |
| | | | NV | -20 | 95000 | 18.129771 | 20 | PASS |
| | | | NV | -10 | 96000 | 18.320611 | 20 | PASS |
| | | | NV | 0 | 96000 | 18.320611 | 20 | PASS |
| | | | NV | 10 | 96000 | 18.320611 | 20 | PASS |
| | | | NV | 20 | 97000 | 18.51145 | 20 | PASS |
| | | | NV | 30 | 97000 | 18.51145 | 20 | PASS |
| | | | NV | 40 | 97000 | 18.51145 | 20 | PASS |
| | | | NV | 50 | 98000 | 18.70229 | 20 | PASS |
| 11N40SISO | Ant2 | 5190 | NV | -30 | 84000 | 16.184971 | 20 | PASS |
| | | | NV | -20 | 87000 | 16.763006 | 20 | PASS |
| | | | NV | -10 | 89000 | 17.148362 | 20 | PASS |
| | | | NV | 0 | 90000 | 17.34104 | 20 | PASS |
| | | | NV | 10 | 91000 | 17.533719 | 20 | PASS |
| | | | NV | 20 | 92000 | 17.726397 | 20 | PASS |
| | | | NV | 30 | 92000 | 17.726397 | 20 | PASS |
| | | | NV | 40 | 93000 | 17.919075 | 20 | PASS |
| | | | NV | 50 | 94000 | 18.111753 | 20 | PASS |
| | | 5230 | NV | -30 | 96000 | 18.355641 | 20 | PASS |
| | | | NV | -20 | 96000 | 18.355641 | 20 | PASS |
| | | | NV | -10 | 96000 | 18.355641 | 20 | PASS |
| | | | NV | 0 | 97000 | 18.546845 | 20 | PASS |
| | | | NV | 10 | 97000 | 18.546845 | 20 | PASS |
| | | | NV | 20 | 97000 | 18.546845 | 20 | PASS |
| | | | NV | 30 | 98000 | 18.73805 | 20 | PASS |

| | | | | | | | | |
|---|---|---|---|---|---|---|---|---|
| | | | NV | 40 | 98000 | 18.73805 | 20 | PASS |
| | | | NV | 50 | 98000 | 18.73805 | 20 | PASS |
| 11AC20SISO | Ant2 | 5180 | NV | -30 | 94000 | 18.146718 | 20 | PASS |
| | | | NV | -20 | 94000 | 18.146718 | 20 | PASS |
| | | | NV | -10 | 95000 | 18.339768 | 20 | PASS |
| | | | NV | 0 | 96000 | 18.532819 | 20 | PASS |
| | | | NV | 10 | 96000 | 18.532819 | 20 | PASS |
| | | | NV | 20 | 96000 | 18.532819 | 20 | PASS |
| | | | NV | 30 | 97000 | 18.725869 | 20 | PASS |
| | | | NV | 40 | 97000 | 18.725869 | 20 | PASS |
| | | | NV | 50 | 97000 | 18.725869 | 20 | PASS |
| | | 5200 | NV | -30 | 97000 | 18.653846 | 20 | PASS |
| | | | NV | -20 | 98000 | 18.846154 | 20 | PASS |
| | | | NV | -10 | 98000 | 18.846154 | 20 | PASS |
| | | | NV | 0 | 98000 | 18.846154 | 20 | PASS |
| | | | NV | 10 | 98000 | 18.846154 | 20 | PASS |
| | | | NV | 20 | 99000 | 19.038462 | 20 | PASS |
| | | | NV | 30 | 99000 | 19.038462 | 20 | PASS |
| | | | NV | 40 | 99000 | 19.038462 | 20 | PASS |
| | | | NV | 50 | 99000 | 19.038462 | 20 | PASS |
| | | 5240 | NV | -30 | 99000 | 18.89313 | 20 | PASS |
| | | | NV | -20 | 100000 | 19.083969 | 20 | PASS |
| | | | NV | -10 | 100000 | 19.083969 | 20 | PASS |
| | | | NV | 0 | 100000 | 19.083969 | 20 | PASS |
| | | | NV | 10 | 101000 | 19.274809 | 20 | PASS |
| | | | NV | 20 | 101000 | 19.274809 | 20 | PASS |
| | | | NV | 30 | 101000 | 19.274809 | 20 | PASS |
| | | | NV | 40 | 101000 | 19.274809 | 20 | PASS |
| | | | NV | 50 | 101000 | 19.274809 | 20 | PASS |
| 11AC40SISO | Ant2 | 5190 | NV | -30 | 93000 | 17.919075 | 20 | PASS |
| | | | NV | -20 | 94000 | 18.111753 | 20 | PASS |
| | | | NV | -10 | 95000 | 18.304432 | 20 | PASS |
| | | | NV | 0 | 96000 | 18.49711 | 20 | PASS |
| | | | NV | 10 | 97000 | 18.689788 | 20 | PASS |
| | | | NV | 20 | 97000 | 18.689788 | 20 | PASS |
| | | | NV | 30 | 98000 | 18.882466 | 20 | PASS |
| | | | NV | 40 | 98000 | 18.882466 | 20 | PASS |
| | | | NV | 50 | 98000 | 18.882466 | 20 | PASS |
| | | 5230 | NV | -30 | 98000 | 18.73805 | 20 | PASS |
| | | | NV | -20 | 99000 | 18.929254 | 20 | PASS |
| | | | NV | -10 | 99000 | 18.929254 | 20 | PASS |
| | | | NV | 0 | 100000 | 19.120459 | 20 | PASS |
| | | | NV | 10 | 100000 | 19.120459 | 20 | PASS |

| | | | | | | | | |
|---|---|---|---|---|---|---|---|---|
| | | | NV | 20 | 100000 | 19.120459 | 20 | PASS |
| | | | NV | 30 | 101000 | 19.311663 | 20 | PASS |
| | | | NV | 40 | 101000 | 19.311663 | 20 | PASS |
| | | | NV | 50 | 101000 | 19.311663 | 20 | PASS |
| 11AC80SISO | Ant2 | 5210 | NV | -30 | 89000 | 17.082534 | 20 | PASS |
| | | | NV | -20 | 89000 | 17.082534 | 20 | PASS |
| | | | NV | -10 | 89000 | 17.082534 | 20 | PASS |
| | | | NV | 0 | 88000 | 16.890595 | 20 | PASS |
| | | | NV | 10 | 88000 | 16.890595 | 20 | PASS |
| | | | NV | 20 | 88000 | 16.890595 | 20 | PASS |
| | | | NV | 30 | 88000 | 16.890595 | 20 | PASS |
| | | | NV | 40 | 88000 | 16.890595 | 20 | PASS |
| | | | NV | 50 | 87000 | 16.698656 | 20 | PASS |