# Appendix E

# RF Test Data for 5.8G WLAN (Conducted Measurement)

**Product Name: Vivi Wireless Presentation**

**Trade Mark: Vivi**

**Test Model: VWP-205-16**

**Environmental Conditions**

| | |
|---|---|
| Temperature: | 20.1℃ |
| Relative Humidity: | 51.6% |
| ATM Pressure: | 100.0 kPa |
| Test Engineer: | Carl Fu |
| Supervised by: | Li Huan |

## E.1 Duty Cycle

ANT0

| Test Mode | Test Frequency (MHz) | Duty Cycle (%) | 10log(1/x) Factor (dB) | 1/B Minimum VBW(KHz) |
|---|---|---|---|---|
| 11A | 5785 | 100 | 0.00 | 0.01 |
| 11N20 SISO | 5785 | 100 | 0.00 | 0.01 |
| 11N40 SISO | 5755 | 100 | 0.00 | 0.01 |
| 11AC20 SISO | 5785 | 100 | 0.00 | 0.01 |
| 11AC40 SISO | 5755 | 100 | 0.00 | 0.01 |
| 11AC80 SISO | 5775 | 100 | 0.00 | 0.01 |

On Time and Duty Cycle

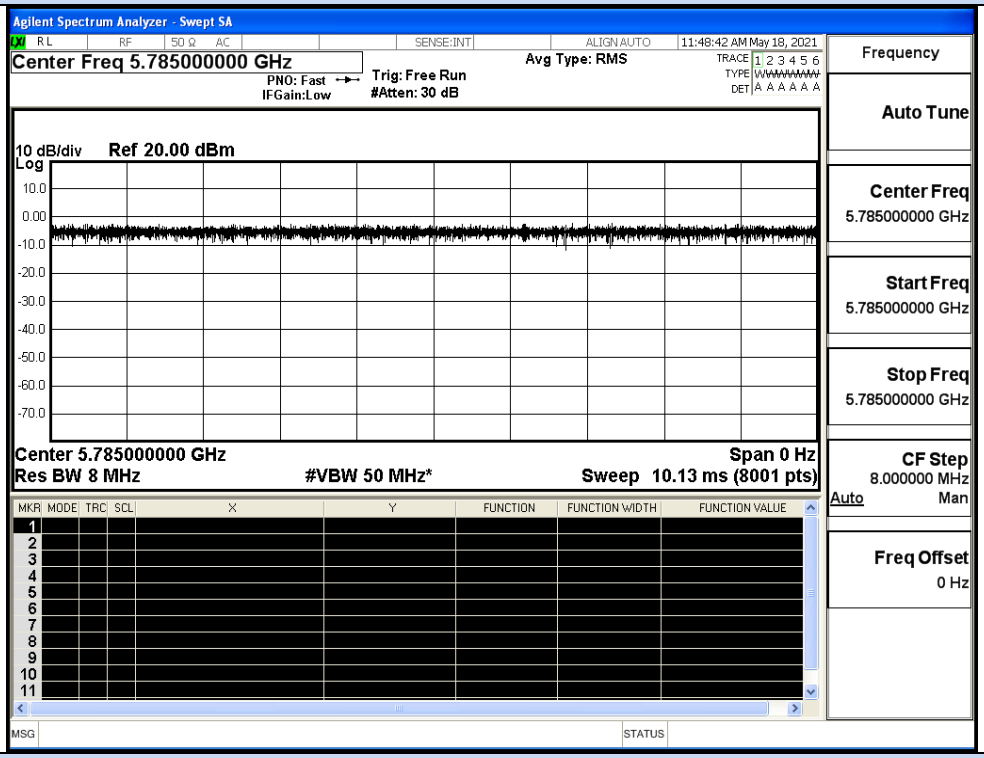


IEEE 802.11a

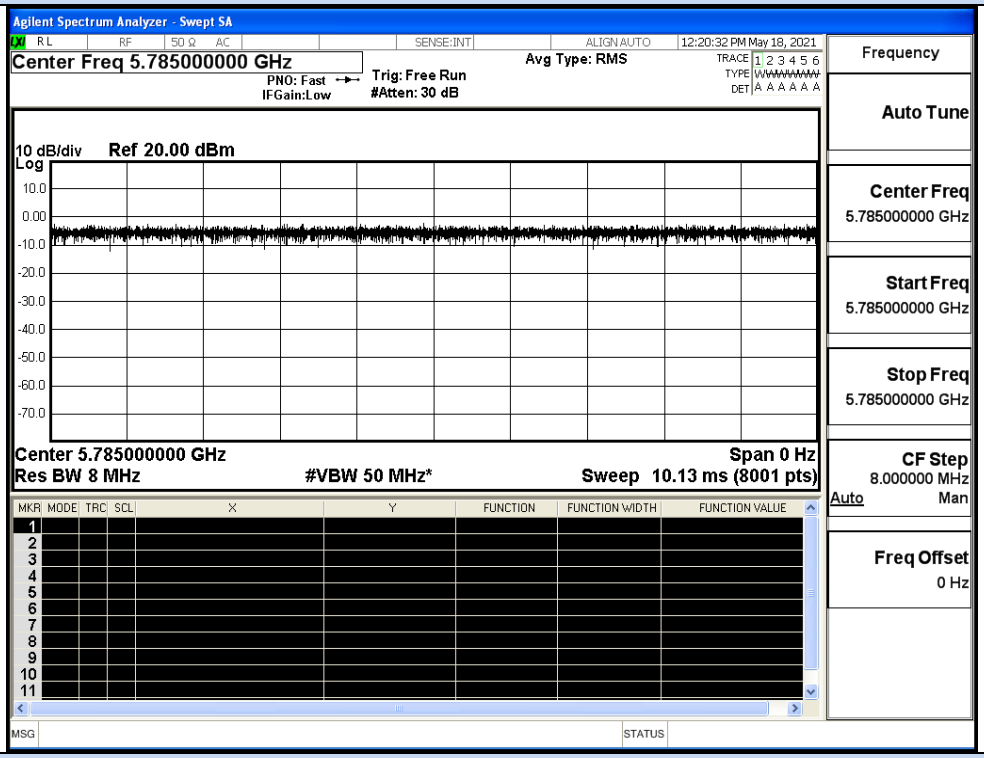


IEEE 802.11n HT20

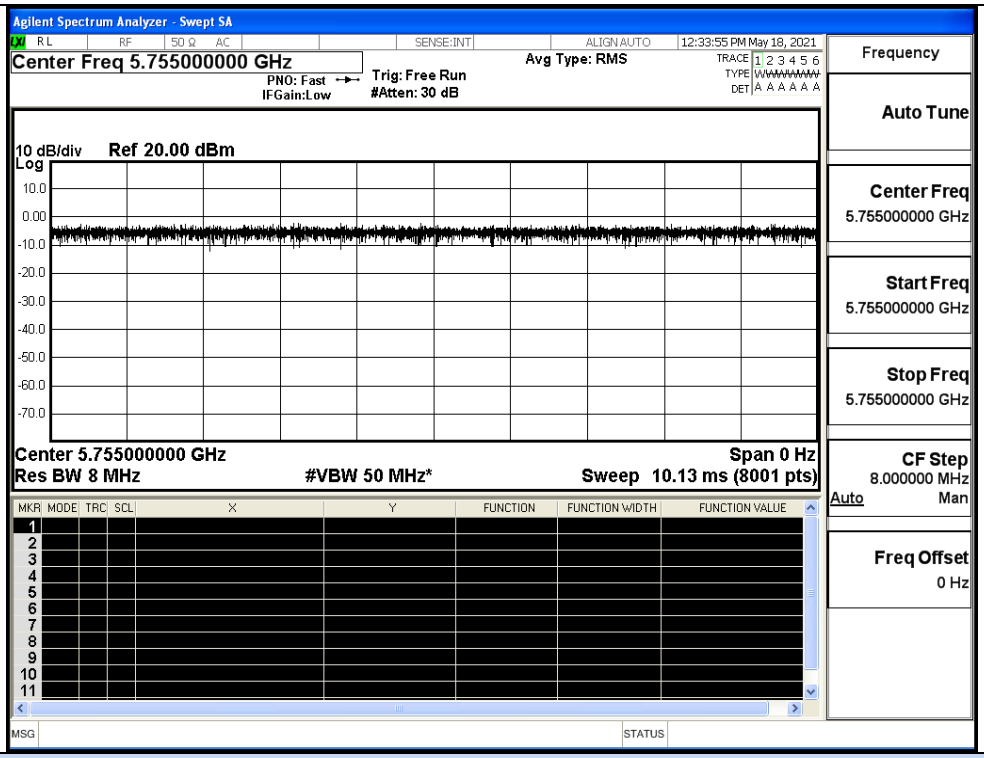


IEEE 802.11n HT40

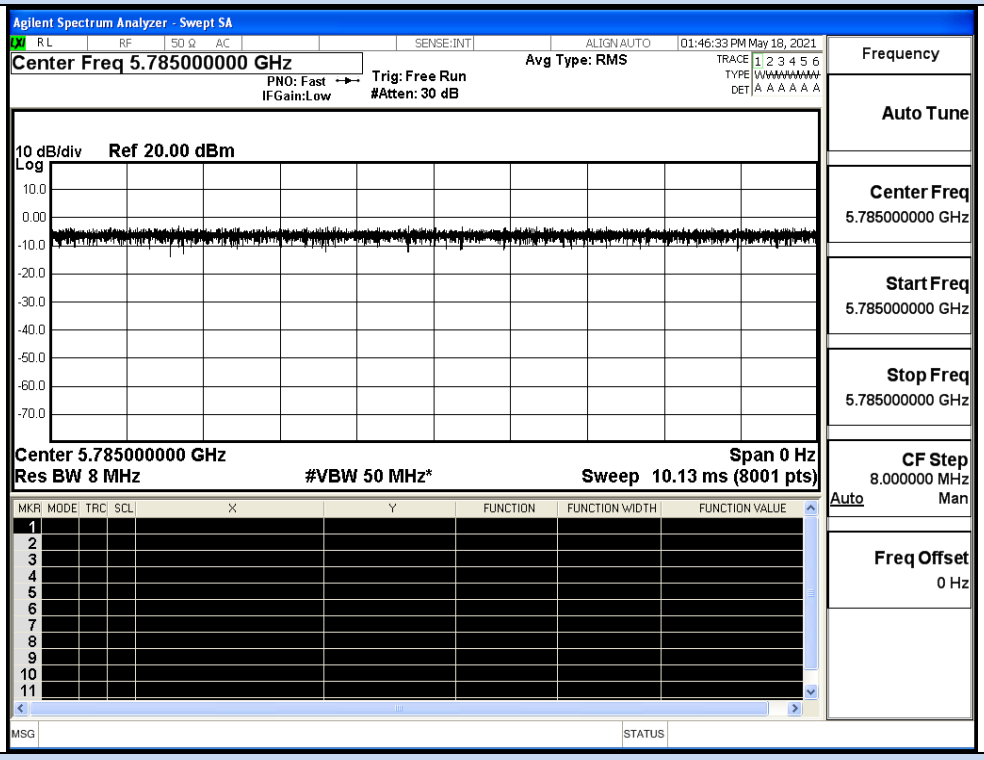


IEEE 802.11AC20

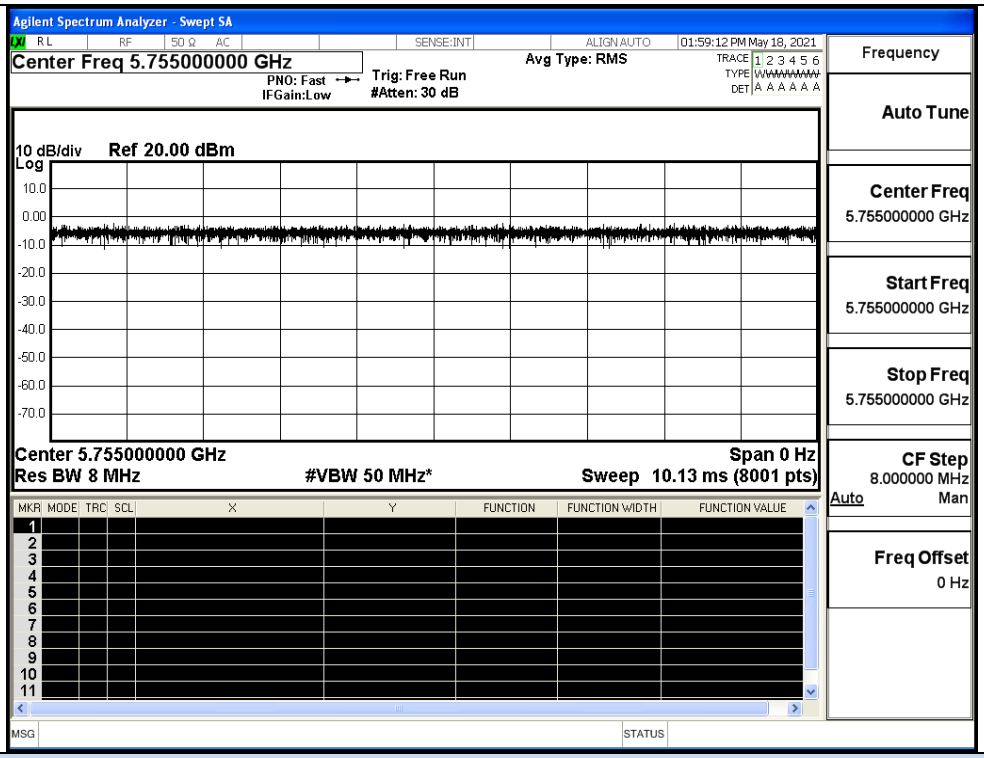


IEEE 802.11AC40

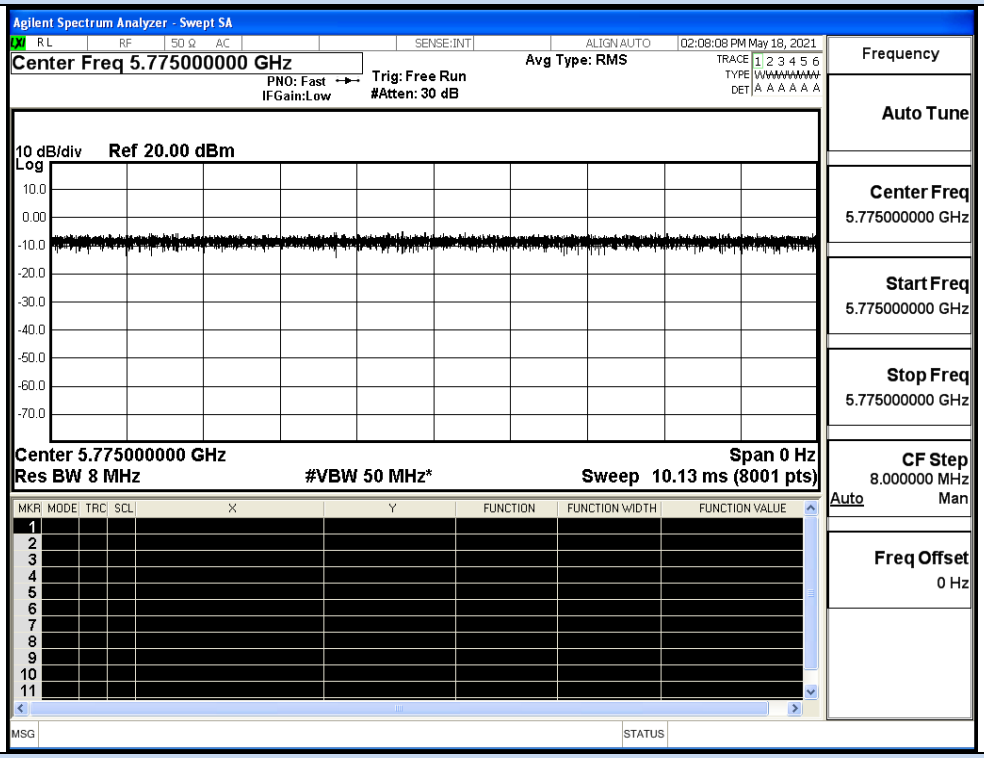


IEEE 802.11AC80

ANT1

| Test Mode | Test Frequency (MHz) | Duty Cycle (%) | 10log(1/x) Factor (dB) | 1/B Minimum VBW(KHz) |
|---|---|---|---|---|
| 11A | 5785 | 100 | 0.00 | 0.01 |
| 11N20 SISO | 5785 | 100 | 0.00 | 0.01 |
| 11N40 SISO | 5755 | 100 | 0.00 | 0.01 |
| 11AC20 SISO | 5785 | 100 | 0.00 | 0.01 |
| 11AC40 SISO | 5755 | 100 | 0.00 | 0.01 |
| 11AC80 SISO | 5775 | 100 | 0.00 | 0.01 |

On Time and Duty Cycle

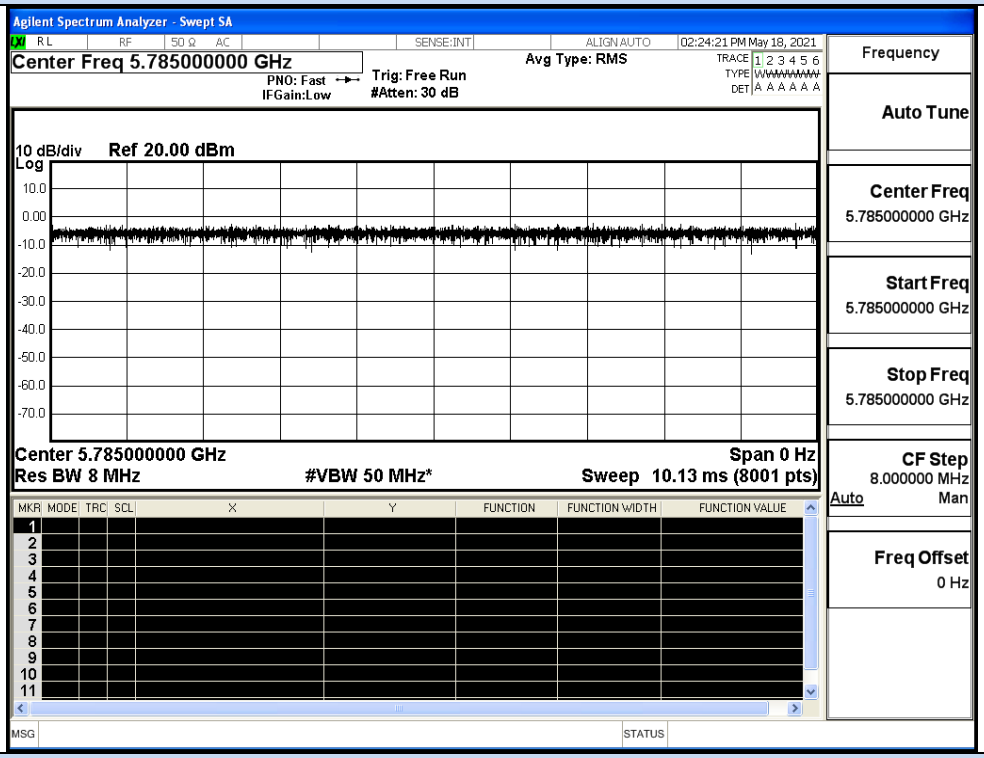


IEEE 802.11a

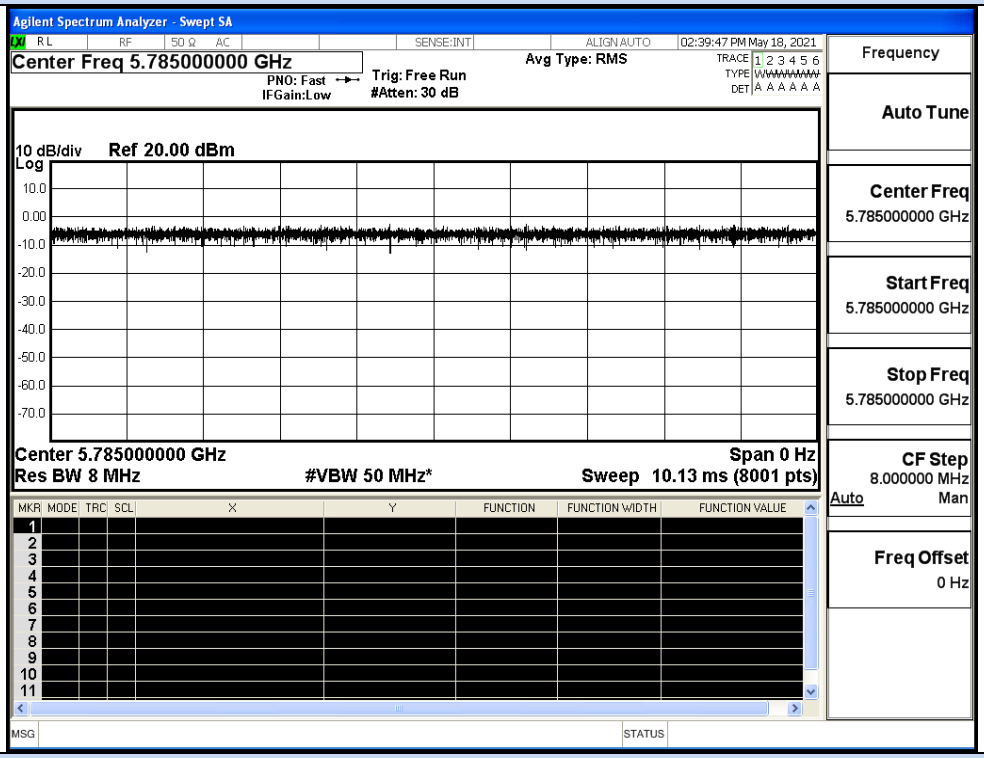


IEEE 802.11n HT20

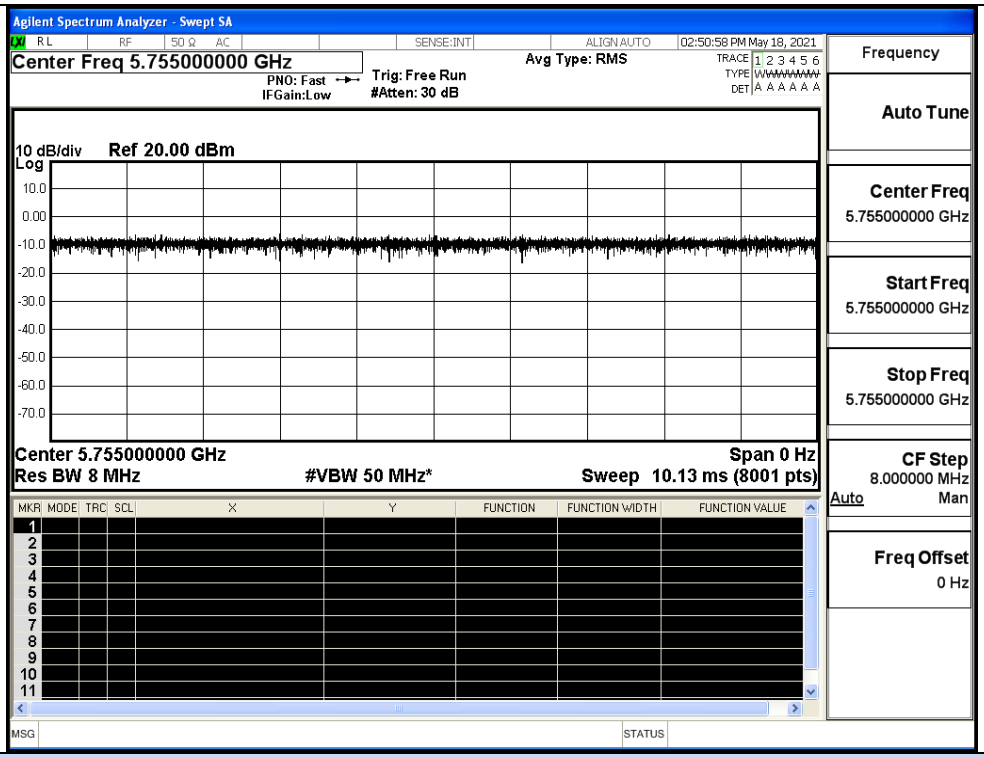


IEEE 802.11n HT40

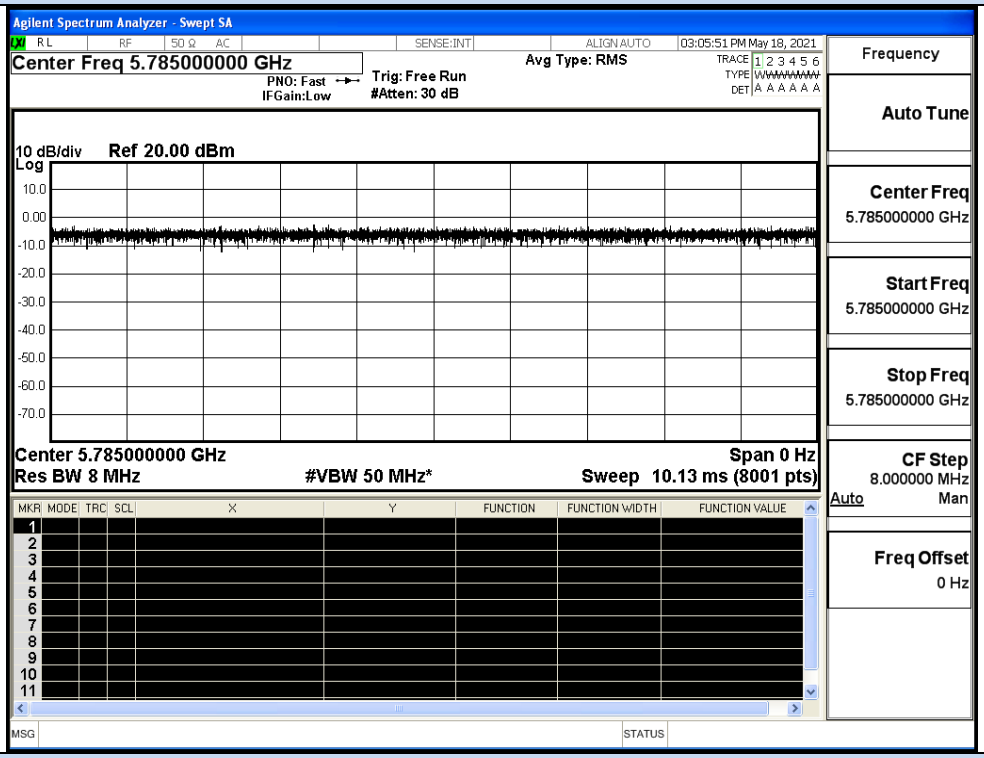


IEEE 802.11AC20

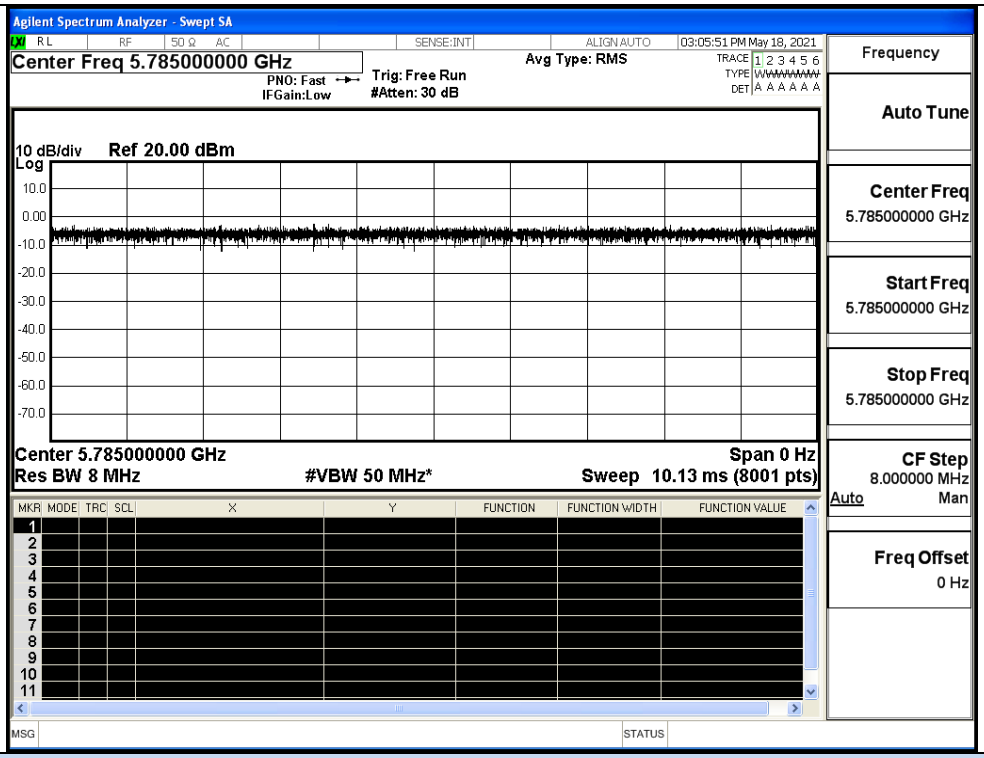


IEEE 802.11AC40

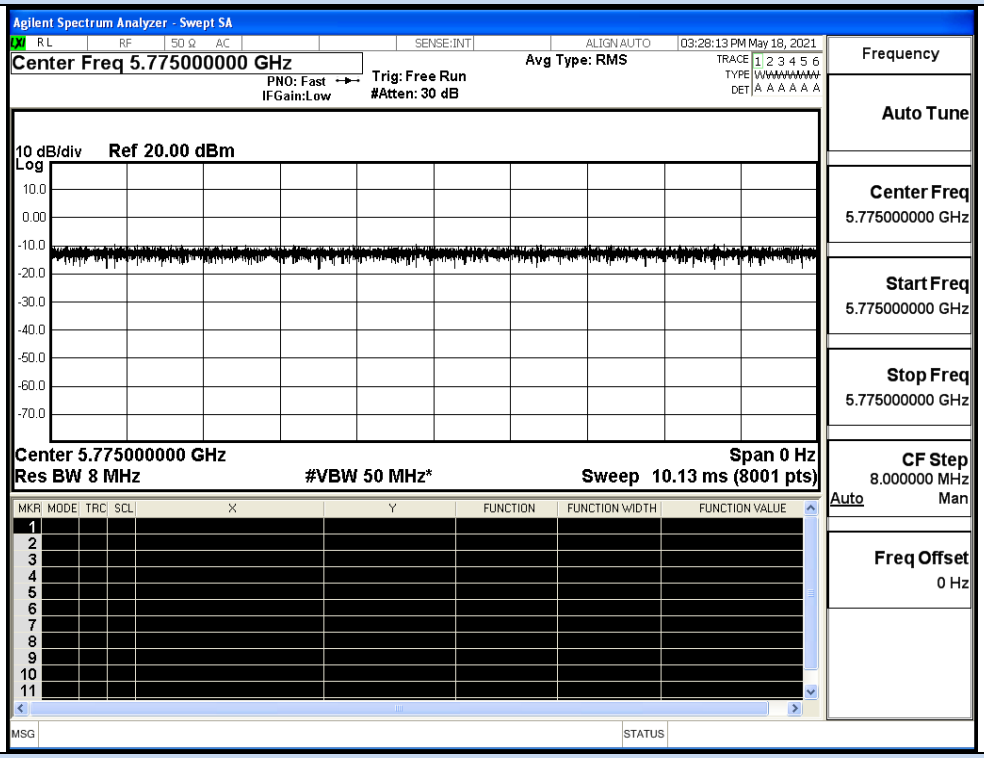


IEEE 802.11AC80

## E.2 Maximum Conduct Output Power

ANT0

| Test Mode | Channel | Frequency (MHz) | AVG Conducted Power (dBm) | Duty Cycle Factor(dB) | Report Conducted Power(dBm) | Limit (dBm) | Verdict |
|---|---|---|---|---|---|---|---|
| 11A | 149 | 5745 | 9.44 | 0 | 9.44 | 30 | Pass |
| | 157 | 5785 | 10.54 | 0 | 10.54 | | Pass |
| | 165 | 5825 | 10.7 | 0 | 10.7 | | Pass |
| 11N20 SISO | 149 | 5745 | 9.88 | 0 | 9.88 | 30 | Pass |
| | 157 | 5785 | 10.49 | 0 | 10.49 | | Pass |
| | 165 | 5825 | 10.82 | 0 | 10.82 | | Pass |
| 11N40 SISO | 151 | 5755 | 9.9 | 0 | 9.9 | 30 | Pass |
| | 159 | 5795 | 10.17 | 0 | 10.17 | | Pass |
| 11AC20 SISO | 149 | 5745 | 11.23 | 0 | 11.23 | 30 | Pass |
| | 157 | 5785 | 11.24 | 0 | 11.24 | | Pass |
| | 165 | 5825 | 10.43 | 0 | 10.43 | | Pass |
| 11AC40 SISO | 151 | 5755 | 10.81 | 0 | 10.81 | 30 | Pass |
| | 159 | 5795 | 10.75 | 0 | 10.75 | | Pass |
| 11AC80 SISO | 155 | 5775 | 10.15 | 0 | 10.15 | 30 | Pass |

ANT1

| Test Mode | Channel | Frequency (MHz) | AVG Conducted Power (dBm) | Duty Cycle Factor(dB) | Report Conducted Power(dBm) | Limit (dBm) | Verdict |
|---|---|---|---|---|---|---|---|
| 11A | 149 | 5745 | 9.5 | 0 | 9.5 | 30 | Pass |
| | 157 | 5785 | 10.22 | 0 | 10.22 | | Pass |
| | 165 | 5825 | 10.82 | 0 | 10.82 | | Pass |
| 11N20 SISO | 149 | 5745 | 9.44 | 0 | 9.44 | 30 | Pass |
| | 157 | 5785 | 10.23 | 0 | 10.23 | | Pass |
| | 165 | 5825 | 14.75 | 0 | 14.75 | | Pass |
| 11N40 SISO | 151 | 5755 | 9.87 | 0 | 9.87 | 30 | Pass |
| | 159 | 5795 | 10.49 | 0 | 10.49 | | Pass |
| 11AC20 SISO | 149 | 5745 | 10.88 | 0 | 10.88 | 30 | Pass |
| | 157 | 5785 | 10.91 | 0 | 10.91 | | Pass |
| | 165 | 5825 | 10.61 | 0 | 10.61 | | Pass |
| 11AC40 SISO | 151 | 5755 | 11.02 | 0 | 11.02 | 30 | Pass |
| | 159 | 5795 | 10.81 | 0 | 10.81 | | Pass |
| 11AC80 SISO | 155 | 5775 | 10.01 | 0 | 10.01 | 30 | Pass |

MIMO

| Test Mode | Channel | Frequency (MHz) | ANT 0 AVG Conducted Power (dBm) | ANT 1 AVG Conducted Power (dBm) | MIMO AVG Conducted Power (dBm) | Duty Cycle Factor(dB) | Report Conducted Power(dBm) | Limit (dBm) | Verdict |
|---|---|---|---|---|---|---|---|---|---|
| 11N20 | 149 | 5745 | 9.88 | 9.44 | 12.68 | 0 | 12.68 | 29.99 | Pass |
| | 157 | 5785 | 10.49 | 10.23 | 13.37 | 0 | 13.37 | | Pass |
| | 165 | 5825 | 10.82 | 14.75 | 16.23 | 0 | 16.23 | | Pass |
| 11N40 | 151 | 5755 | 9.9 | 9.87 | 12.90 | 0 | 12.90 | 29.99 | Pass |
| | 159 | 5795 | 10.17 | 10.49 | 13.34 | 0 | 13.34 | | Pass |
| 11AC20 | 149 | 5745 | 11.23 | 10.88 | 14.07 | 0 | 14.07 | 29.99 | Pass |
| | 157 | 5785 | 11.24 | 10.91 | 14.09 | 0 | 14.09 | | Pass |
| | 165 | 5825 | 10.43 | 10.61 | 13.53 | 0 | 13.53 | | Pass |
| 11AC40 | 151 | 5755 | 10.81 | 11.02 | 13.93 | 0 | 13.93 | 29.99 | Pass |
| | 159 | 5795 | 10.75 | 10.81 | 13.79 | 0 | 13.79 | | Pass |
| 11AC80 | 155 | 5775 | 10.15 | 10.01 | 13.09 | 0 | 13.09 | 29.99 | Pass |

## E.3 Power Spectral Density

ANT0

| Test Mode | Channel | Frequency (MHz) | Power Density (dBm/300KHz) | Duty Cycle Factor (dB) | RBW Factor (dB) | Report Power Density (dBm/500KHz) | Limit (dBm/500KHz) | Verdict |
|---|---|---|---|---|---|---|---|---|
| 11A | 149 | 5745 | -4.00 | 0 | 2.218 | -1.79 | 30 | Pass |
| | 157 | 5785 | -3.07 | 0 | 2.218 | -0.85 | | Pass |
| | 165 | 5825 | -3.18 | 0 | 2.218 | -0.96 | | Pass |
| 11N20 SISO | 149 | 5745 | -4.42 | 0 | 2.218 | -2.20 | 30 | Pass |
| | 157 | 5785 | -3.77 | 0 | 2.218 | -1.55 | | Pass |
| | 165 | 5825 | -3.35 | 0 | 2.218 | -1.13 | | Pass |
| 11N40 SISO | 151 | 5755 | -7.07 | 0 | 2.218 | -4.85 | 30 | Pass |
| | 159 | 5795 | -5.91 | 0 | 2.218 | -3.69 | | Pass |
| 11AC20 SISO | 149 | 5745 | -4.42 | 0 | 2.218 | -2.20 | 30 | Pass |
| | 157 | 5785 | -3.70 | 0 | 2.218 | -1.48 | | Pass |
| | 165 | 5825 | -3.01 | 0 | 2.218 | -0.79 | | Pass |
| 11AC40 SISO | 151 | 5755 | -7.31 | 0 | 2.218 | -5.09 | 30 | Pass |
| | 159 | 5795 | -6.89 | 0 | 2.218 | -4.67 | | Pass |
| 11AC80 SISO | 155 | 5775 | -10.07 | 0 | 2.218 | -7.85 | 30 | Pass |

Power Spectral Density

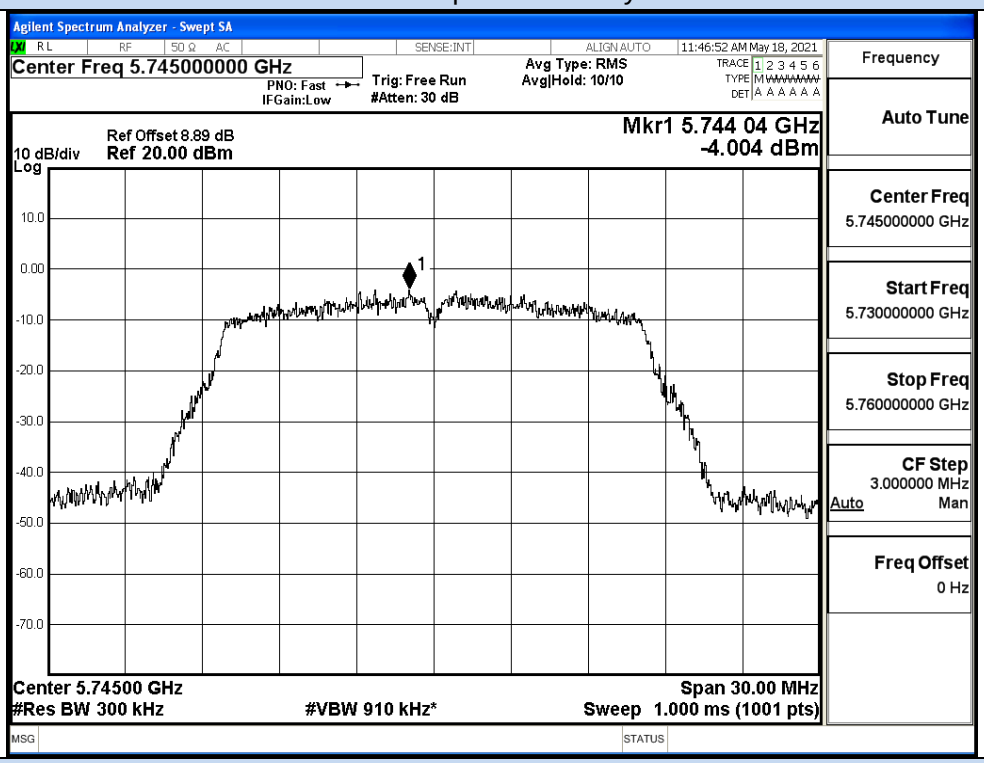


IEEE 802.11a / Channel 149 / 5745MHz

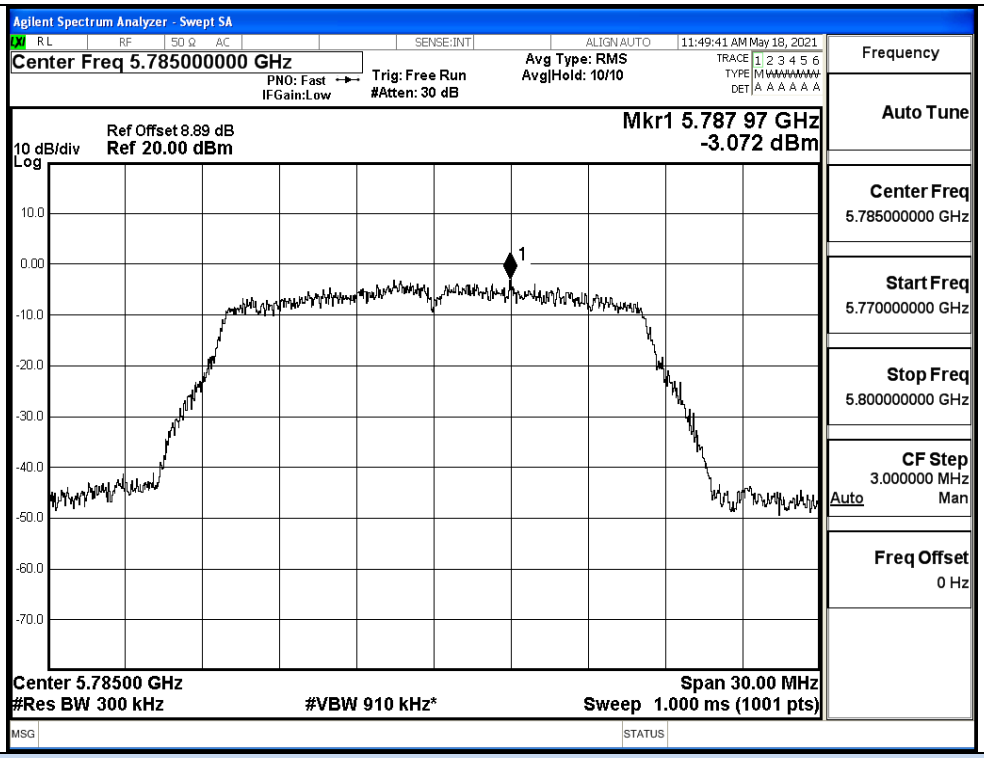


IEEE 802.11na / Channel 157 / 5785MHz

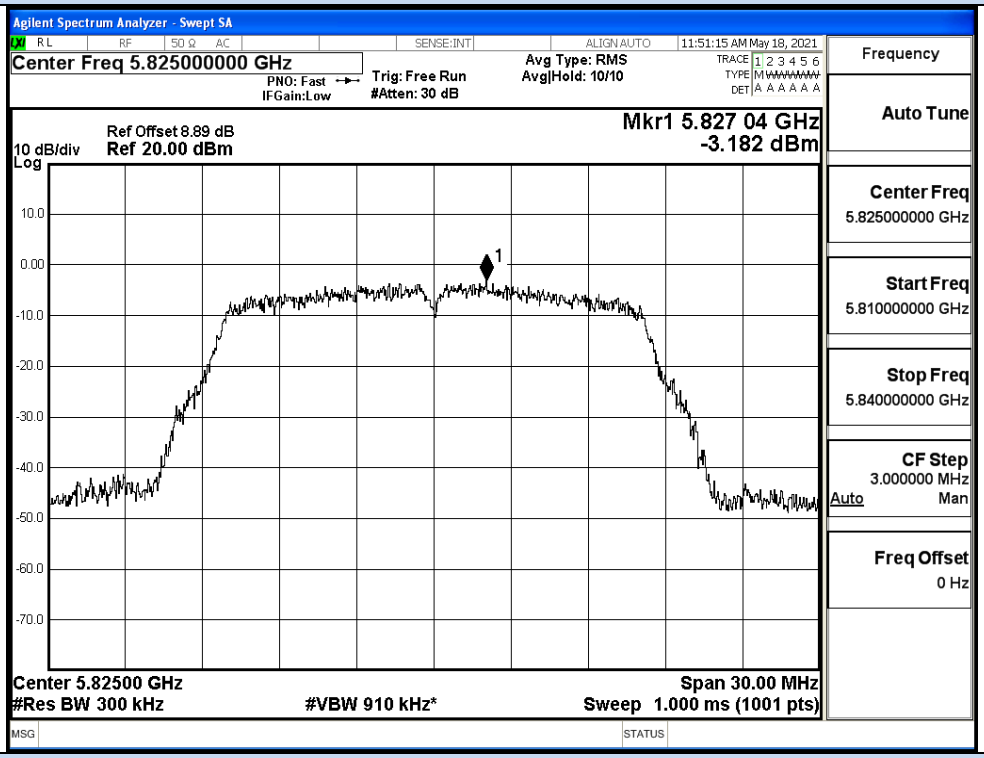


IEEE 802.11na / Channel 165 / 5825MHz

Power Spectral Density

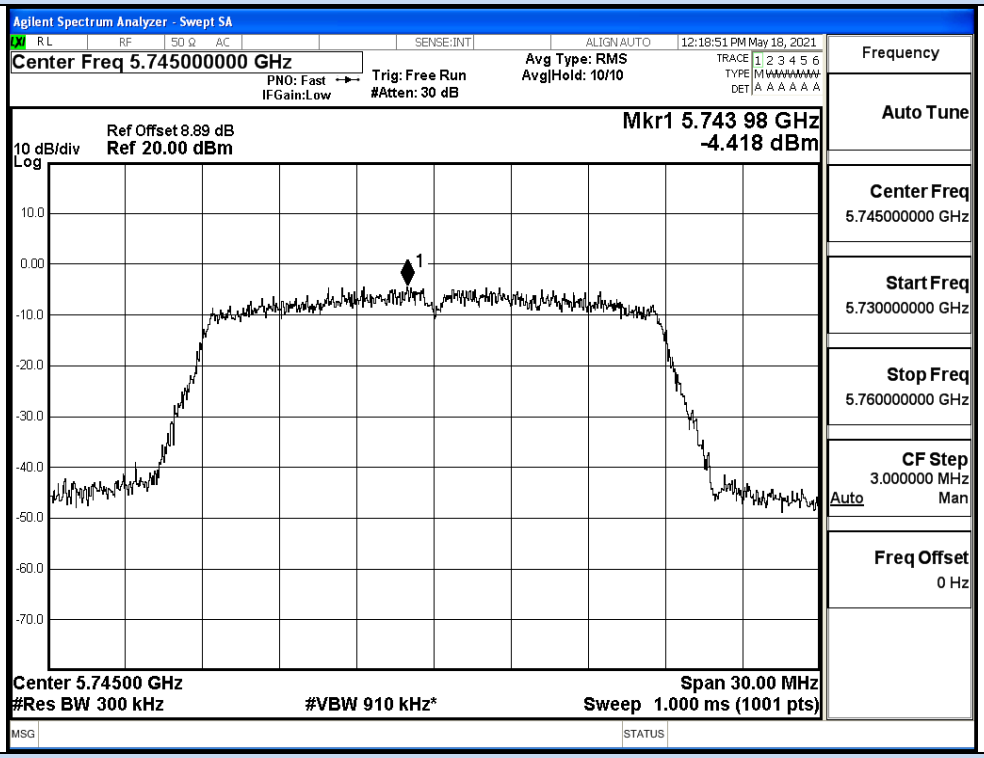


IEEE 802.11n20 / Channel 149 / 5745MHz

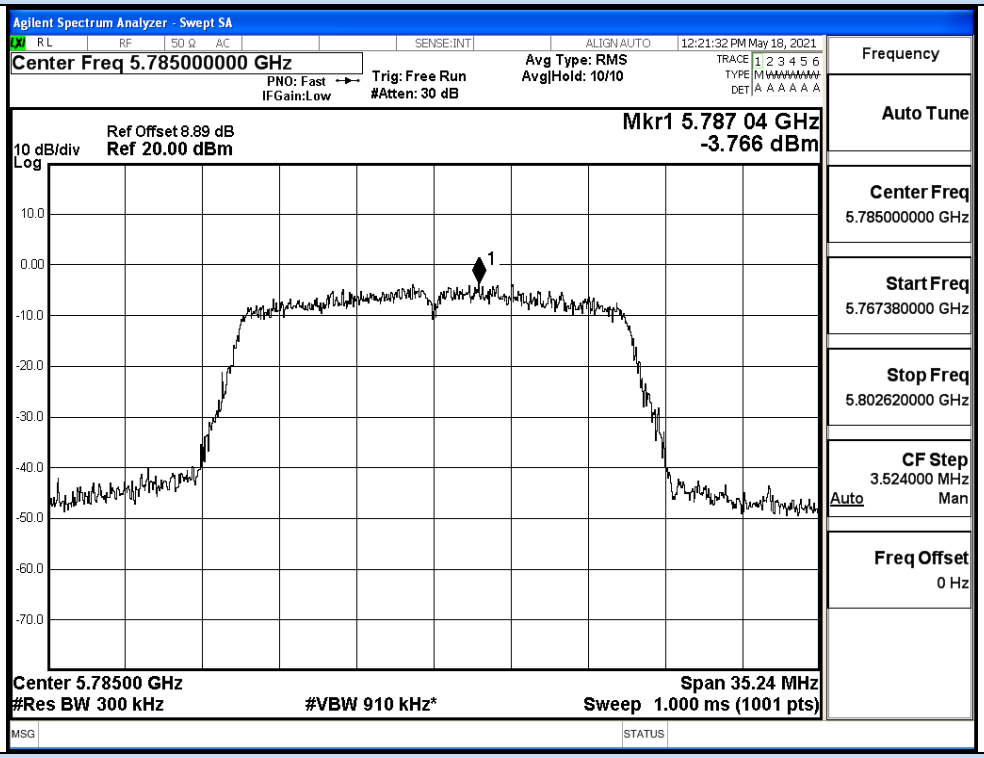


IEEE 802.11n20 / Channel 157 / 5785MHz

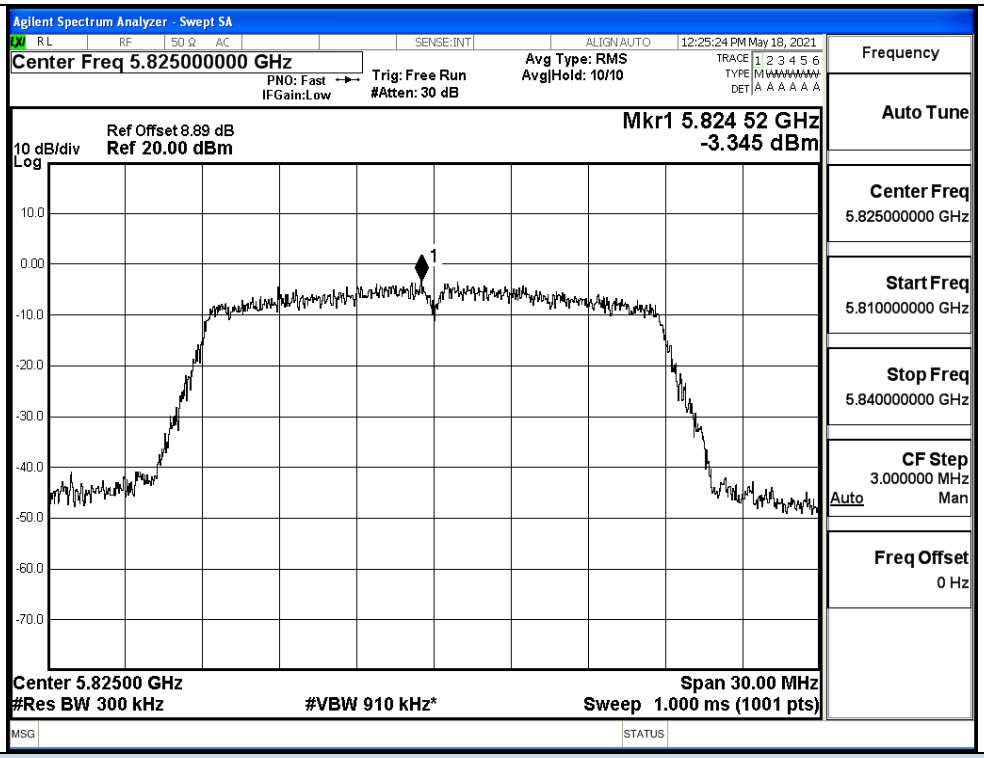


IEEE 802.11n20 / Channel 165 / 5825MHz

Power Spectral Density

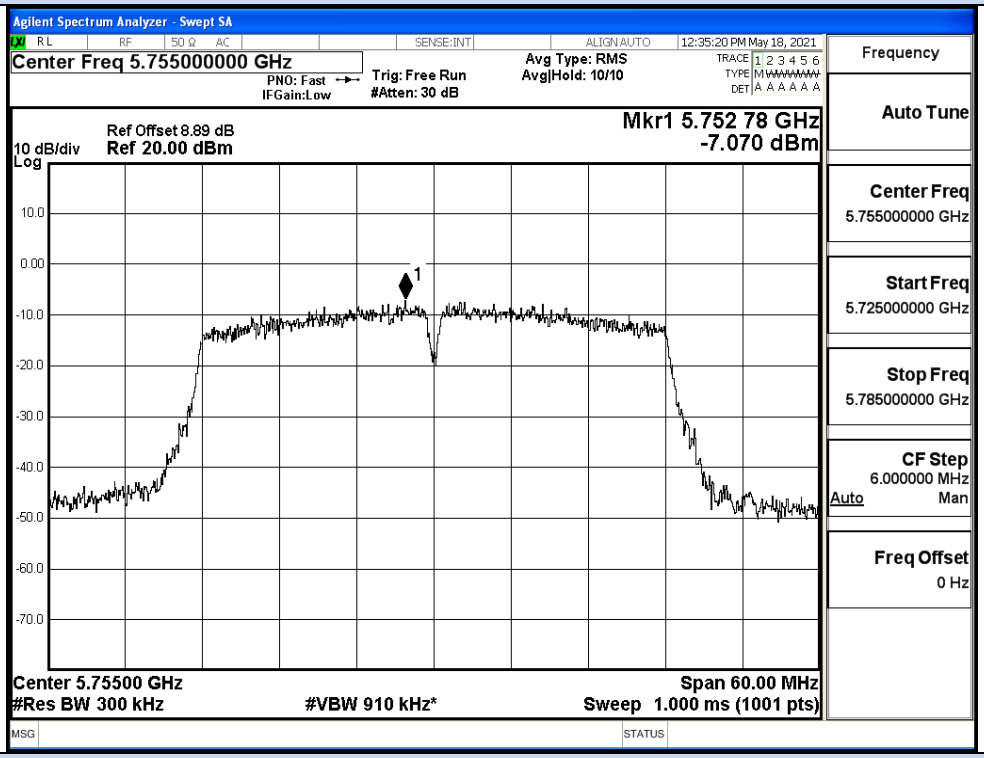


IEEE 802.11n40 / Channel 151 / 5755MHz

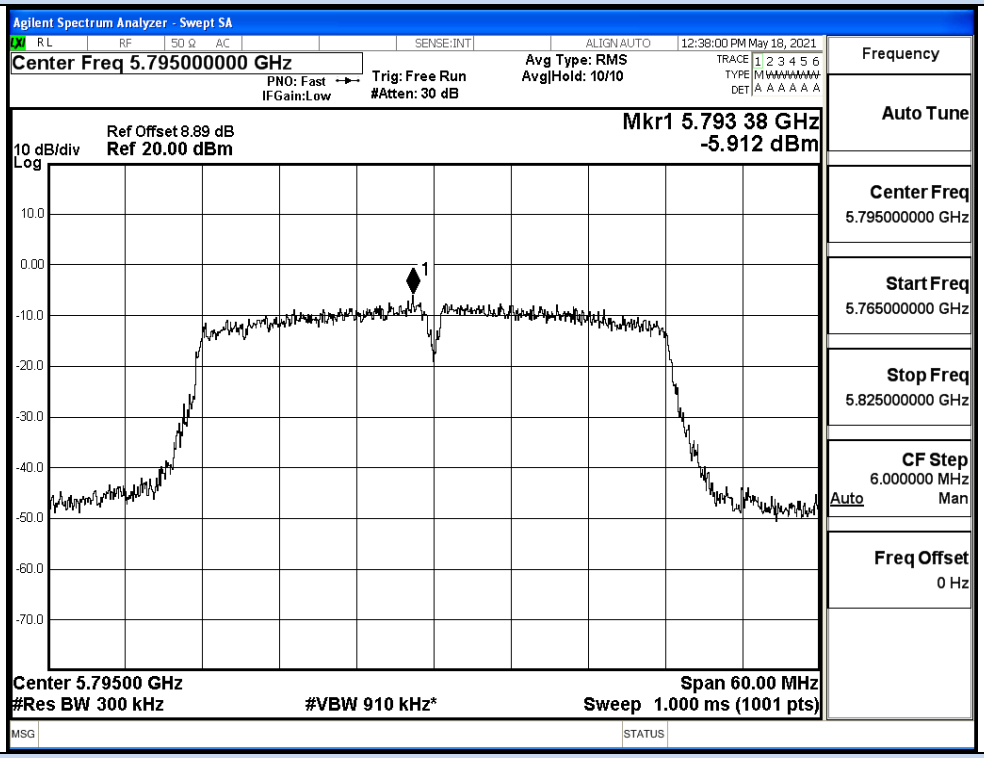


IEEE 802.11n40 / Channel 159 / 5795MHz

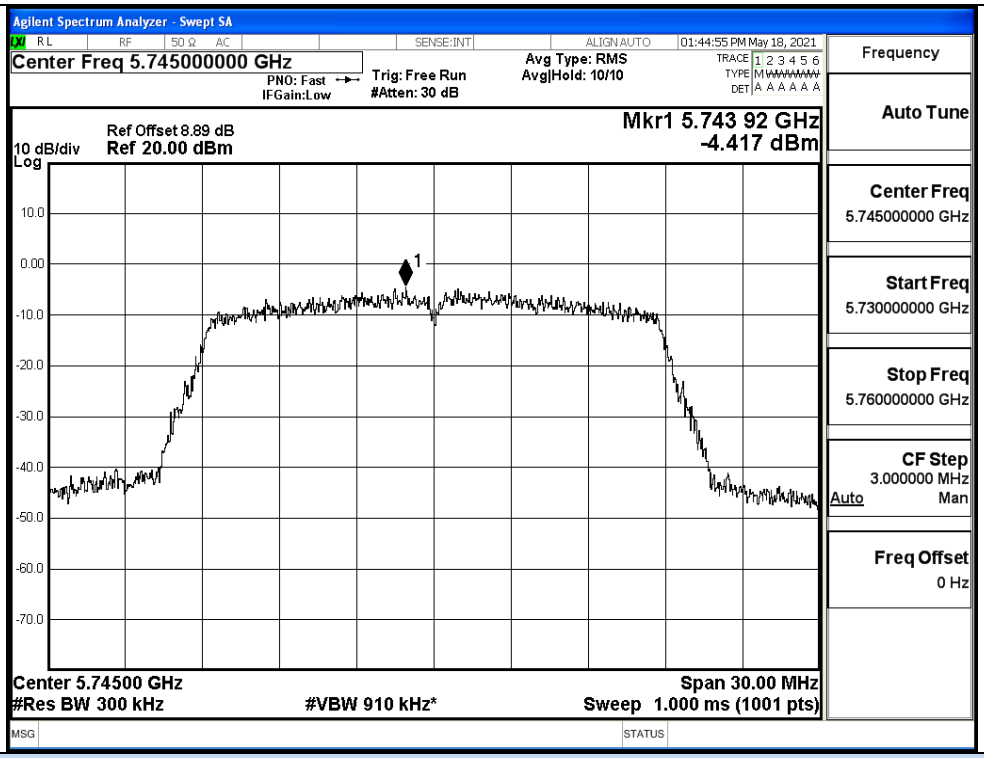


IEEE 802.11ac20 / Channel 149 / 5745MHz

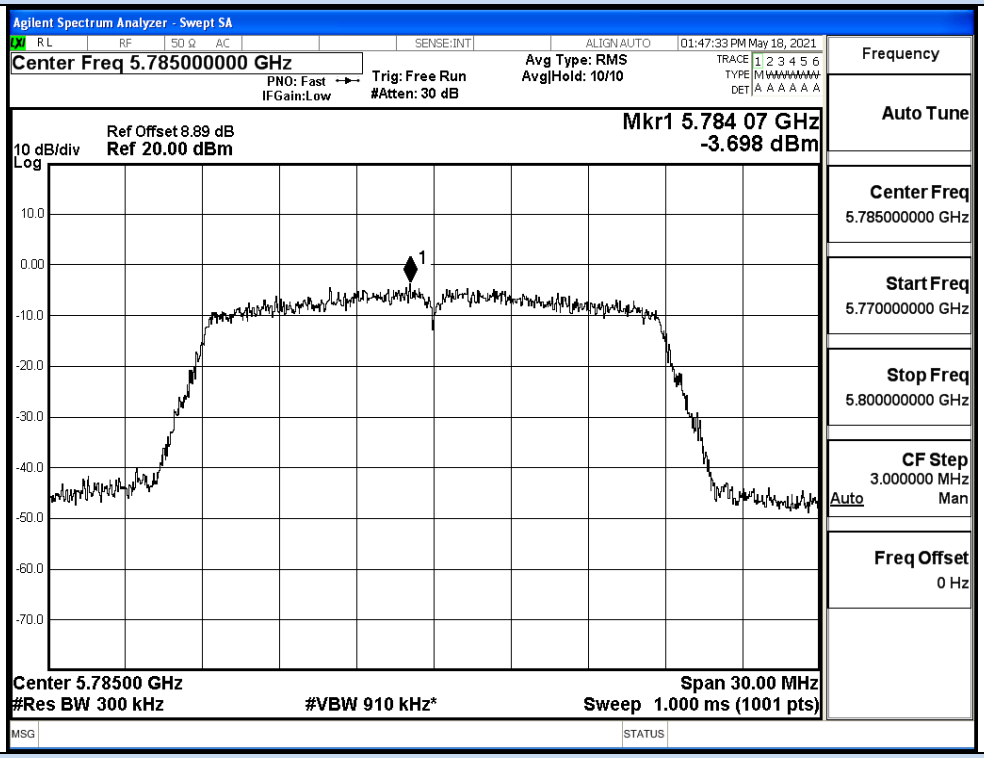


IEEE 802.11ac20 / Channel 157 / 5785MHz

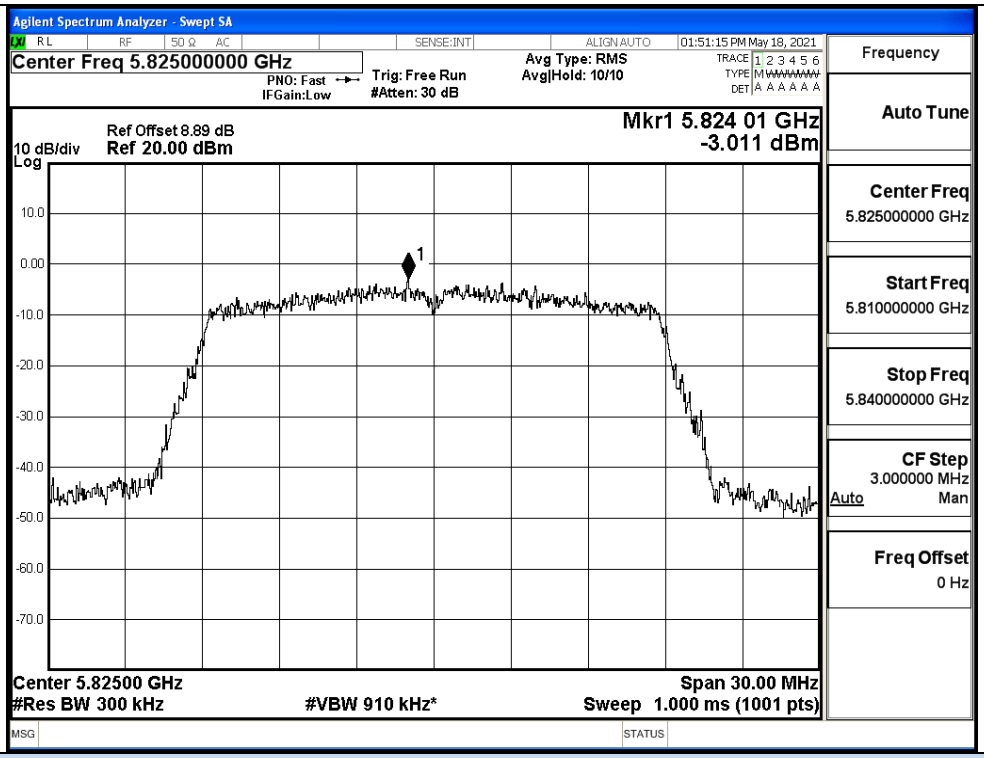


IEEE 802.11ac20 / Channel 165 / 5825MHz

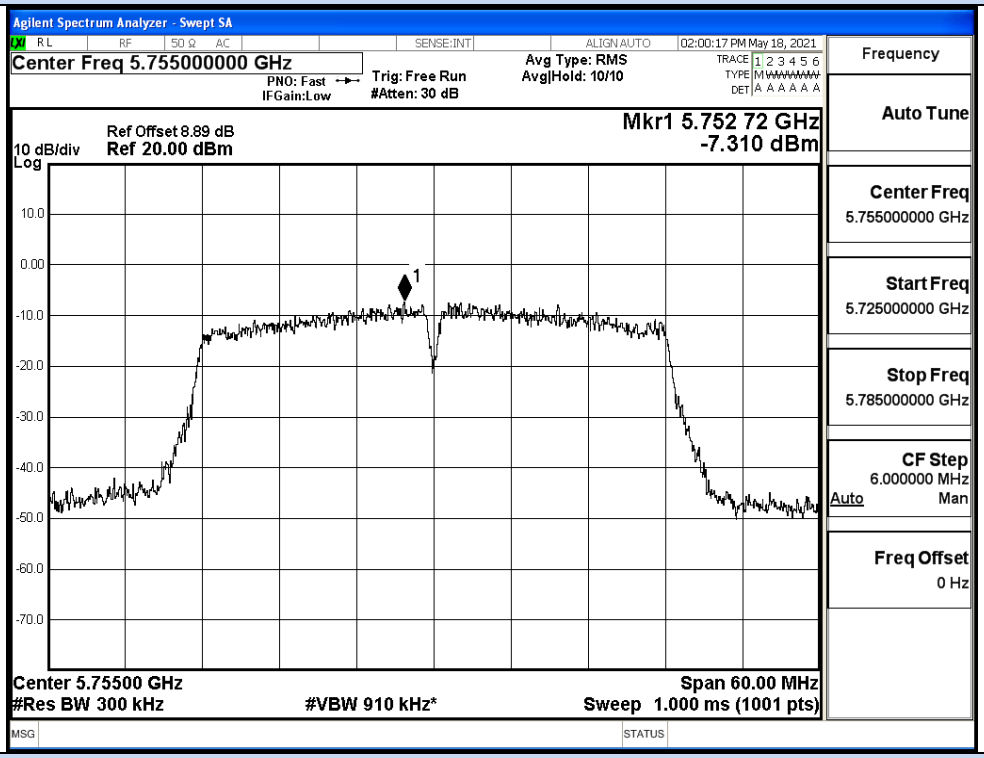


IEEE 802.11ac40 / Channel 151 / 5755MHz

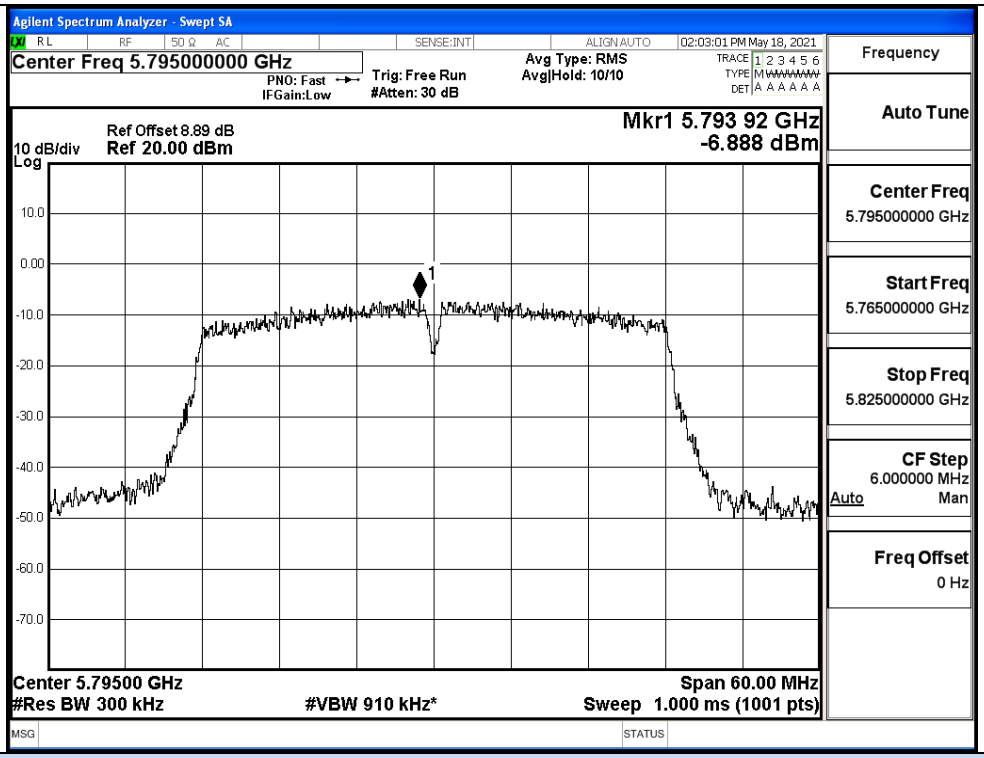


IEEE 802.11ac40 / Channel 159 / 5795MHz

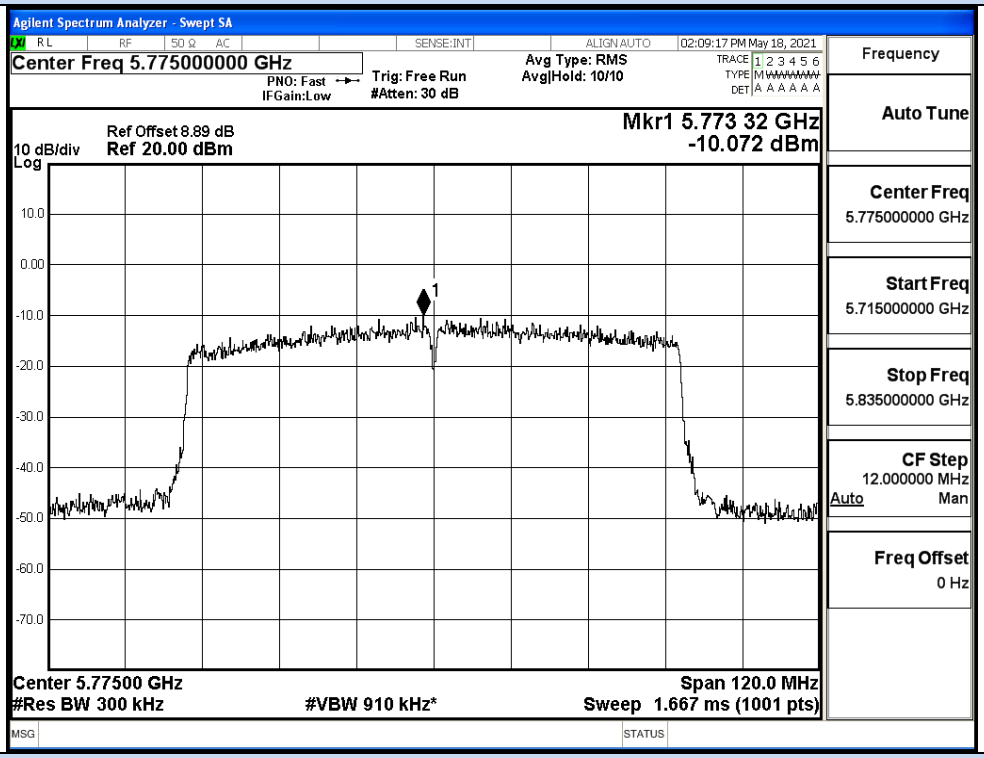


IEEE 802.11ac80 / Channel 155/ 5775MHz

ANT1

| Test Mode | Channel | Frequency (MHz) | Power Density (dBm/300KHz) | Duty Cycle Factor (dB) | RBW Factor (dB) | Report Power Density (dBm/500KHz) | Limit (dBm/500KHz) | Verdict |
|---|---|---|---|---|---|---|---|---|
| 11A | 149 | 5745 | -4.02 | 0 | 2.218 | -1.80 | 30 | Pass |
| | 157 | 5785 | -3.76 | 0 | 2.218 | -1.55 | | Pass |
| | 165 | 5825 | -3.15 | 0 | 2.218 | -0.93 | | Pass |
| 11N20 SISO | 149 | 5745 | -4.84 | 0 | 2.218 | -2.62 | 30 | Pass |
| | 157 | 5785 | -3.48 | 0 | 2.218 | -1.27 | | Pass |
| | 165 | 5825 | -2.90 | 0 | 2.218 | -0.68 | | Pass |
| 11N40 SISO | 151 | 5755 | -7.15 | 0 | 2.218 | -4.93 | 30 | Pass |
| | 159 | 5795 | -6.14 | 0 | 2.218 | -3.92 | | Pass |
| 11AC20 SISO | 149 | 5745 | -3.50 | 0 | 2.218 | -1.29 | 30 | Pass |
| | 157 | 5785 | -3.45 | 0 | 2.218 | -1.24 | | Pass |
| | 165 | 5825 | -2.95 | 0 | 2.218 | -0.73 | | Pass |
| 11AC40 SISO | 151 | 5755 | -7.01 | 0 | 2.218 | -4.79 | 30 | Pass |
| | 159 | 5795 | -5.89 | 0 | 2.218 | -3.67 | | Pass |
| 11AC80 SISO | 155 | 5775 | -10.23 | 0 | 2.218 | -8.01 | 30 | Pass |

Power Spectral Density

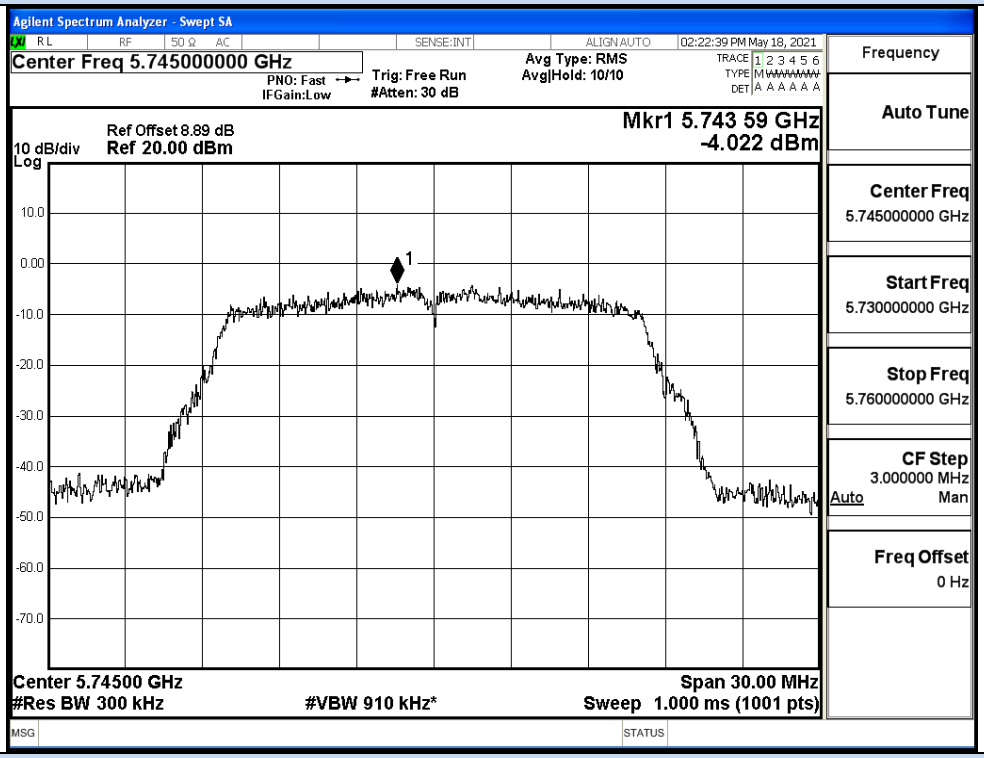


IEEE 802.11a / Channel 149 / 5745MHz

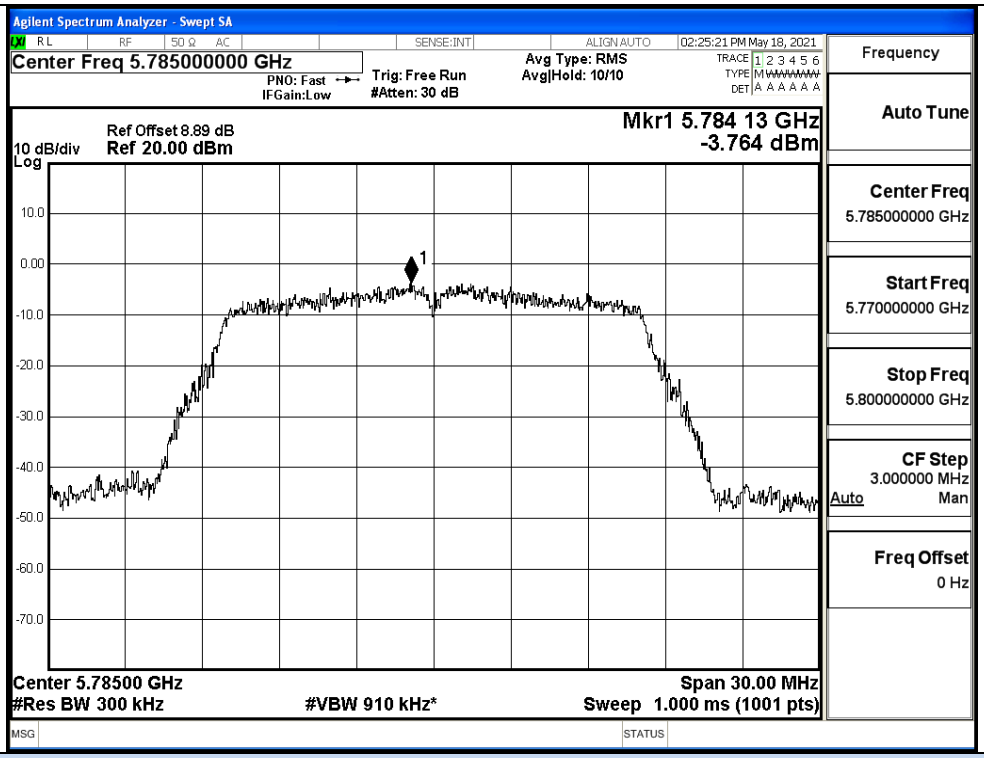


IEEE 802.11na / Channel 157 / 5785MHz

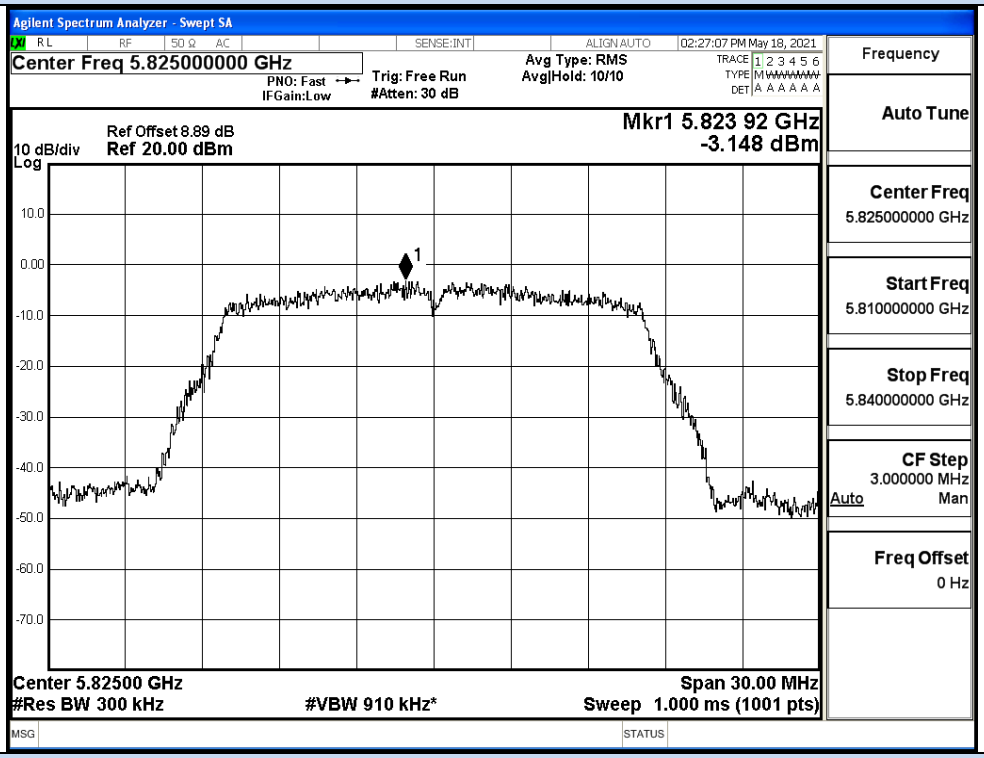


IEEE 802.11na / Channel 165 / 5825MHz

Power Spectral Density

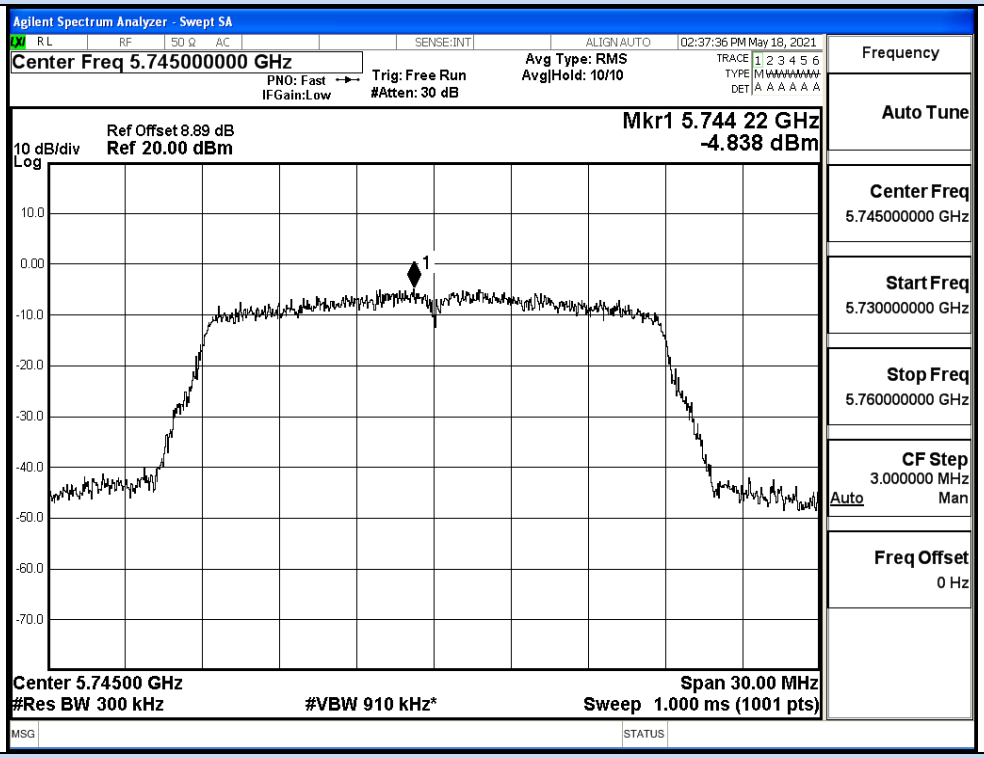


IEEE 802.11n20 / Channel 149 / 5745MHz

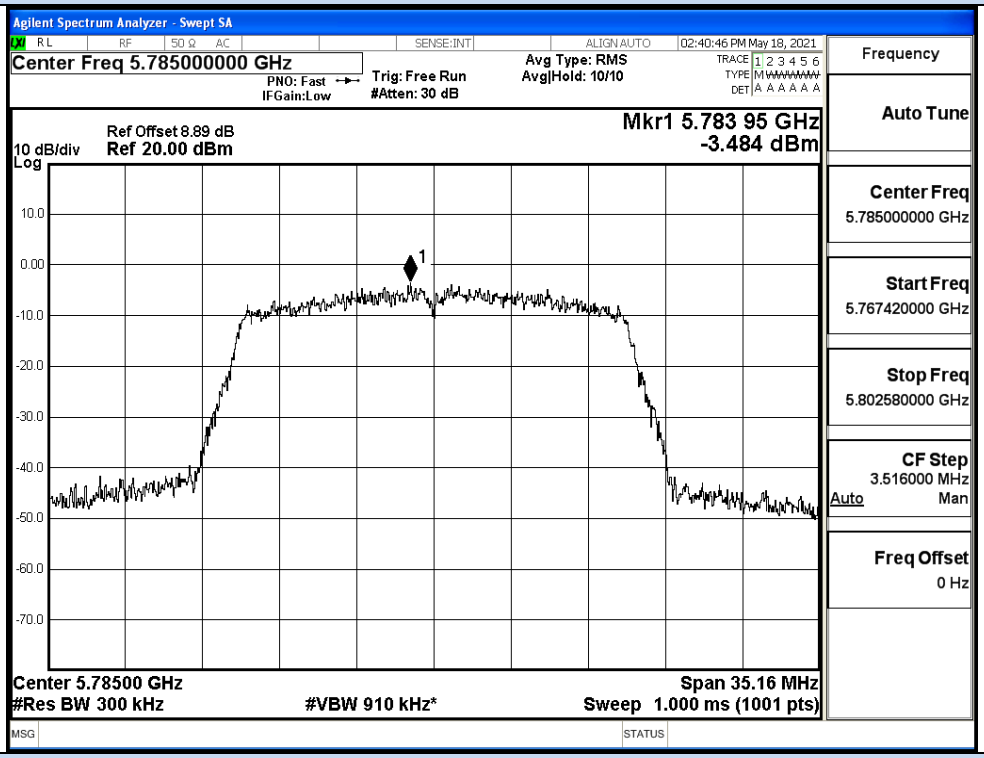


IEEE 802.11n20 / Channel 157 / 5785MHz

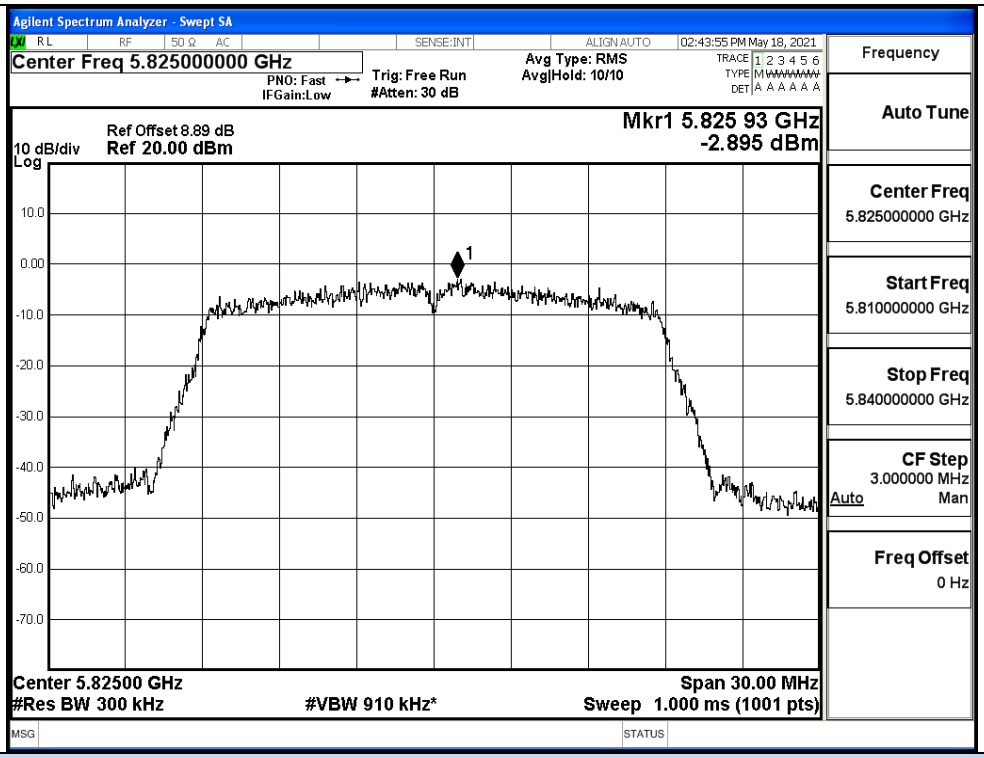


IEEE 802.11n20 / Channel 165 / 5825MHz

Power Spectral Density

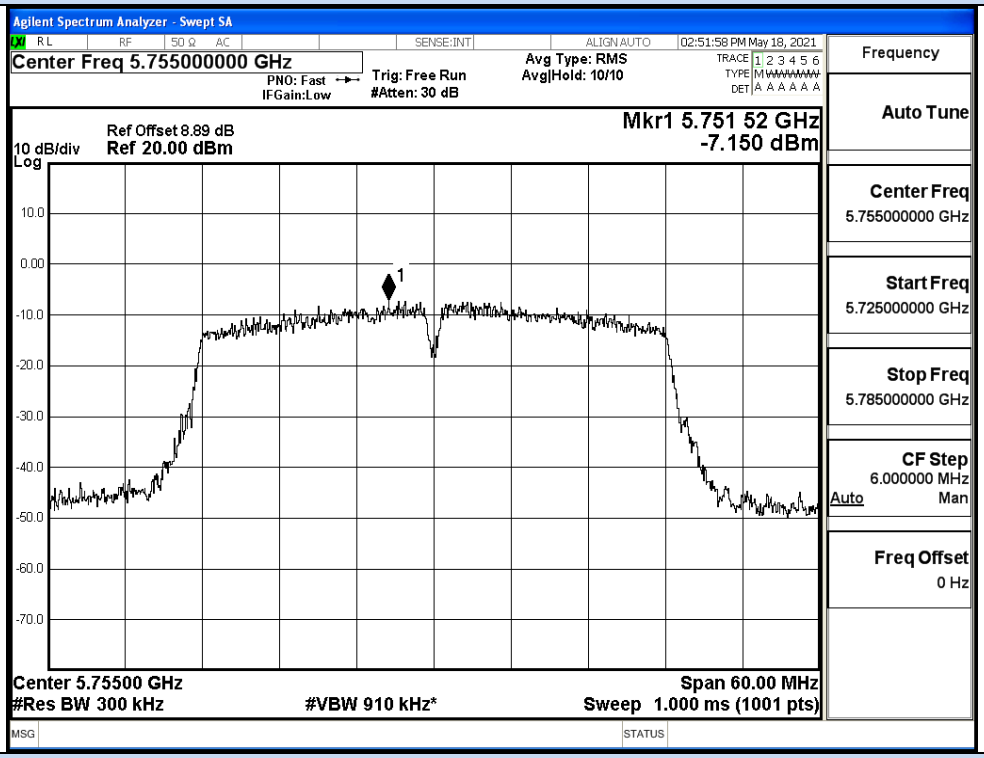


IEEE 802.11n40 / Channel 151 / 5755MHz

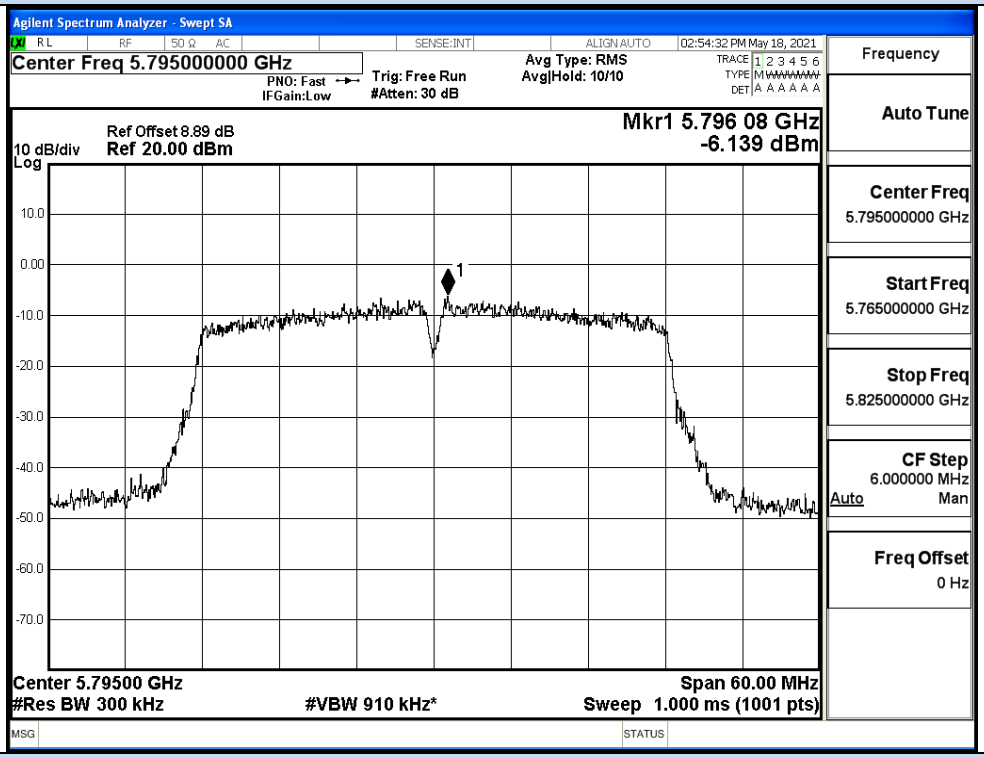


IEEE 802.11n40 / Channel 159 / 5795MHz

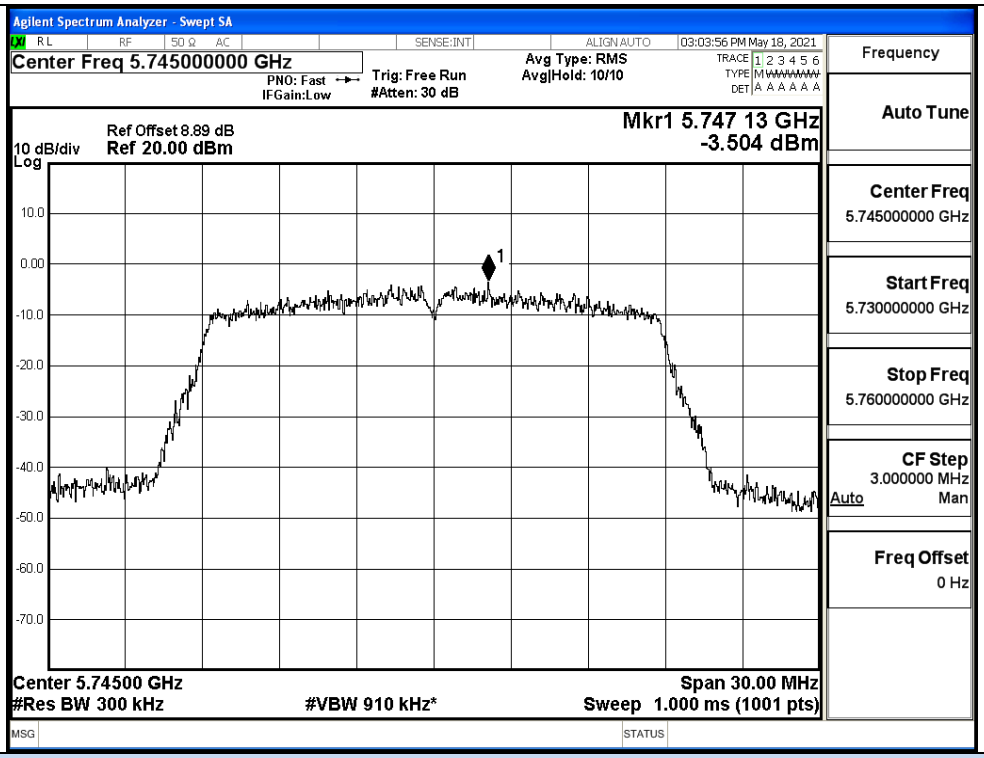


IEEE 802.11ac20 / Channel 149 / 5745MHz

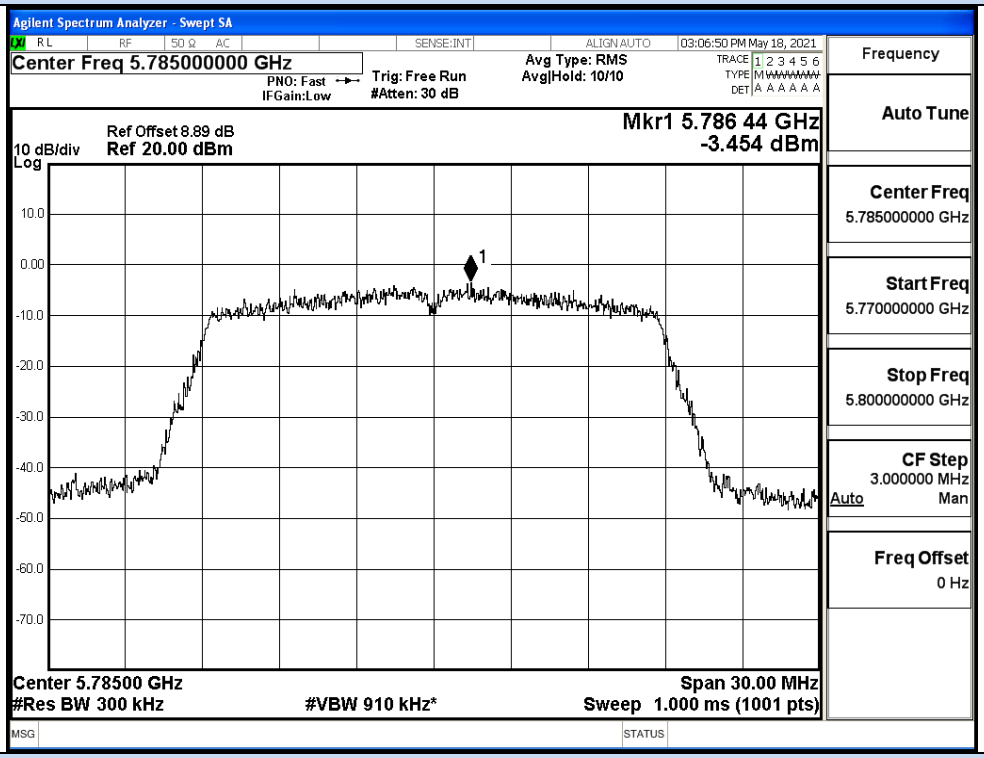


IEEE 802.11ac20 / Channel 157 / 5785MHz

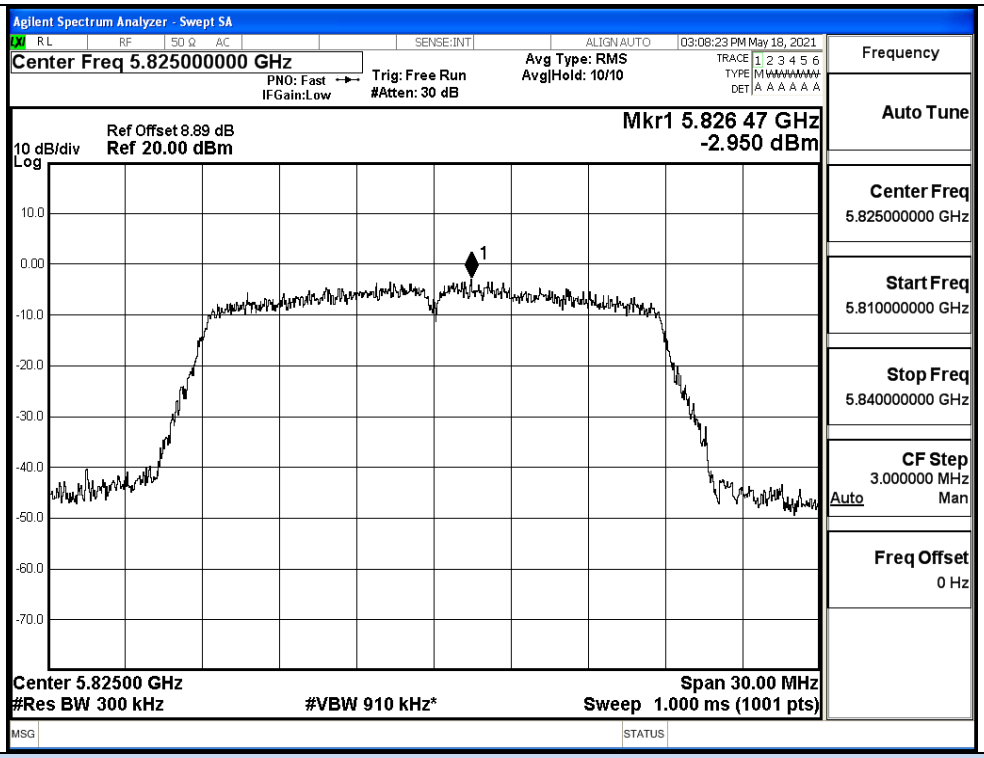


IEEE 802.11ac20 / Channel 165 / 5825MHz

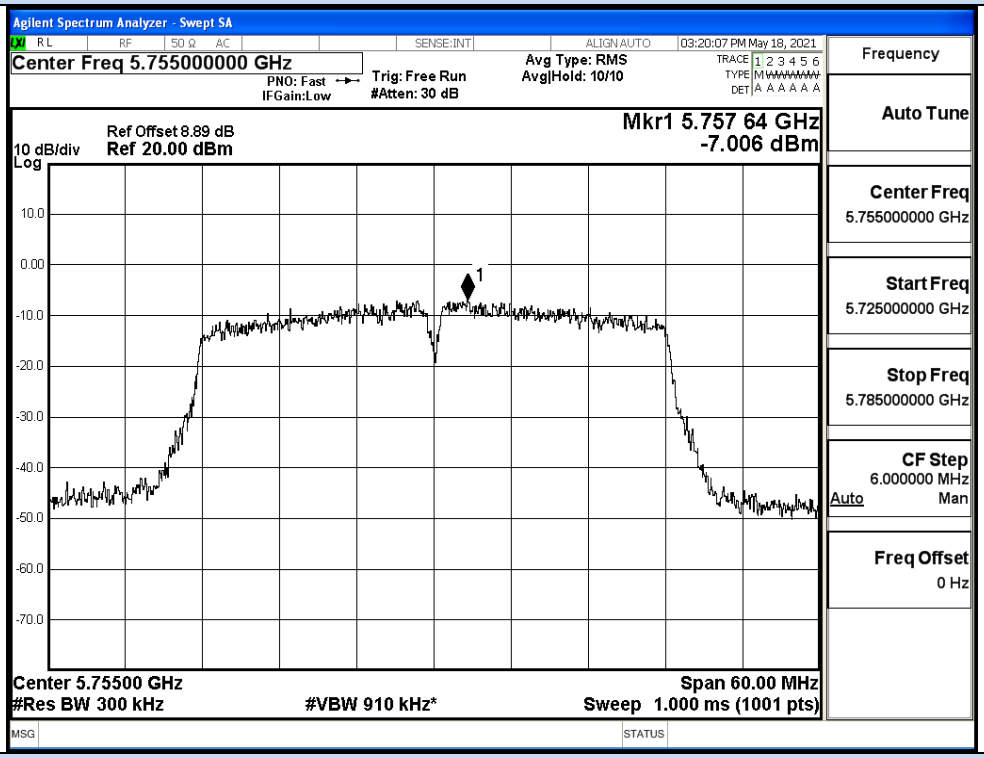


IEEE 802.11ac40 / Channel 151 / 5755MHz

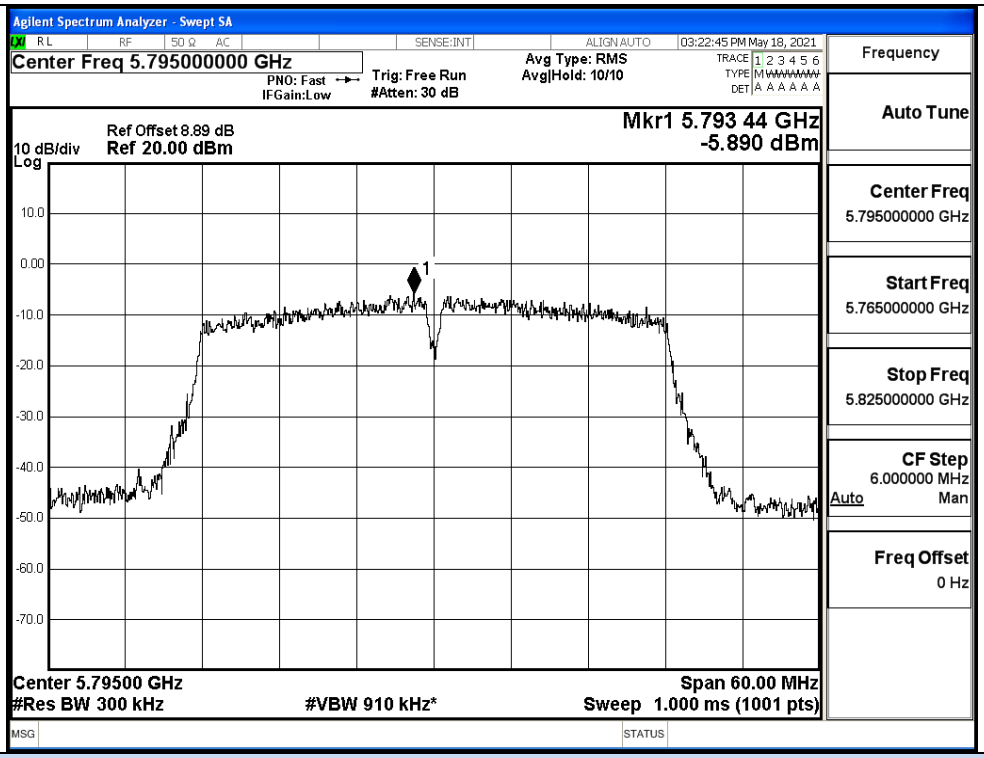


IEEE 802.11ac40 / Channel 159 / 5795MHz

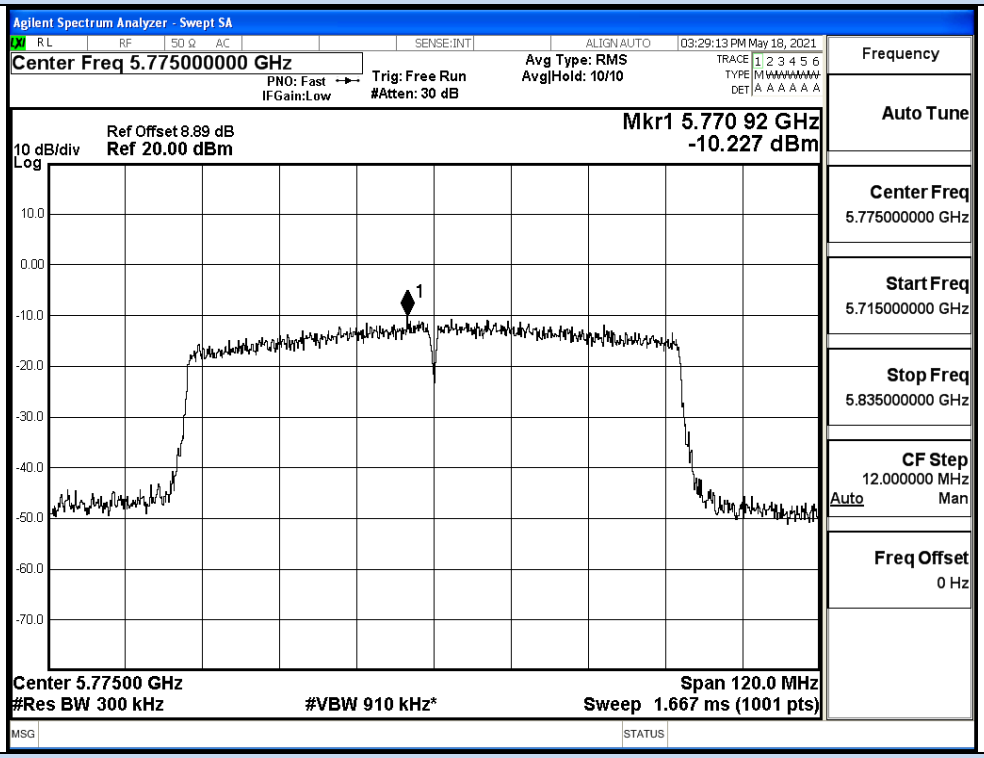


IEEE 802.11ac80 / Channel 155/ 5775MHz

MIMO

| Test Mode | Channel | Frequency (MHz) | ANT 0 Power Density (dBm/300KHz) | ANT 1 Power Density (dBm/300KHz) | MIMO Power Density (dBm/300KHz) | Duty Cycle Factor (dB) | RBW Factor (dB) | Report Power Density (dBm/500KHz) | Report Power Density (dBm/500KHz) | Verdict |
|---|---|---|---|---|---|---|---|---|---|---|
| 11N20 | 149 | 5745 | -4.42 | -4.84 | -1.61 | 0 | 2.218 | 0.61 | 29.99 | Pass |
| | 157 | 5785 | -3.77 | -3.48 | -0.61 | 0 | 2.218 | 1.60 | | Pass |
| | 165 | 5825 | -3.35 | -2.90 | -0.11 | 0 | 2.218 | 2.11 | | Pass |
| 11N40 | 151 | 5755 | -7.07 | -7.15 | -4.10 | 0 | 2.218 | -1.88 | 29.99 | Pass |
| | 159 | 5795 | -5.91 | -6.14 | -3.01 | 0 | 2.218 | -0.79 | | Pass |
| 11AC20 | 149 | 5745 | -4.42 | -3.50 | -0.93 | 0 | 2.218 | 1.29 | 29.99 | Pass |
| | 157 | 5785 | -3.70 | -3.45 | -0.56 | 0 | 2.218 | 1.65 | | Pass |
| | 165 | 5825 | -3.01 | -2.95 | 0.03 | 0 | 2.218 | 2.25 | | Pass |
| 11AC40 | 151 | 5755 | -7.31 | -7.01 | -4.15 | 0 | 2.218 | -1.93 | 29.99 | Pass |
| | 159 | 5795 | -6.89 | -5.89 | -3.35 | 0 | 2.218 | -1.13 | | Pass |
| 11AC80 | 155 | 5775 | -10.07 | -10.23 | -7.14 | 0 | 2.218 | -4.92 | 29.99 | Pass |

Directional gain=3dBi+10 log (2) = 6.01dBi > 6dBi, So the power density limit shall be reduced to 30-(6.01-6) = 29.99

## E.4 Emission Bandwidth

ANT0

| Test Mode | Channel | Frequency (MHz) | 6dB Bandwidth (MHz) | Limit (MHz) | Verdict |
|---|---|---|---|---|---|
| 11A | 149 | 5745 | 16.38 | >=0.5 | Pass |
| | 157 | 5785 | 16.35 | | Pass |
| | 165 | 5825 | 16.36 | | Pass |
| 11N20 SISO | 149 | 5745 | 17.59 | >=0.5 | Pass |
| | 157 | 5785 | 17.62 | | Pass |
| | 165 | 5825 | 17.63 | | Pass |
| 11N40 SISO | 151 | 5755 | 35.71 | >=0.5 | Pass |
| | 159 | 5795 | 35.68 | | Pass |
| 11AC20S ISO | 149 | 5745 | 17.38 | >=0.5 | Pass |
| | 157 | 5785 | 17.61 | | Pass |
| | 165 | 5825 | 17.59 | | Pass |
| 11AC40S ISO | 151 | 5755 | 36.13 | >=0.5 | Pass |
| | 159 | 5795 | 36.12 | | Pass |
| 11AC80S ISO | 155 | 5775 | 76.23 | >=0.5 | Pass |

6dB Bandwidth

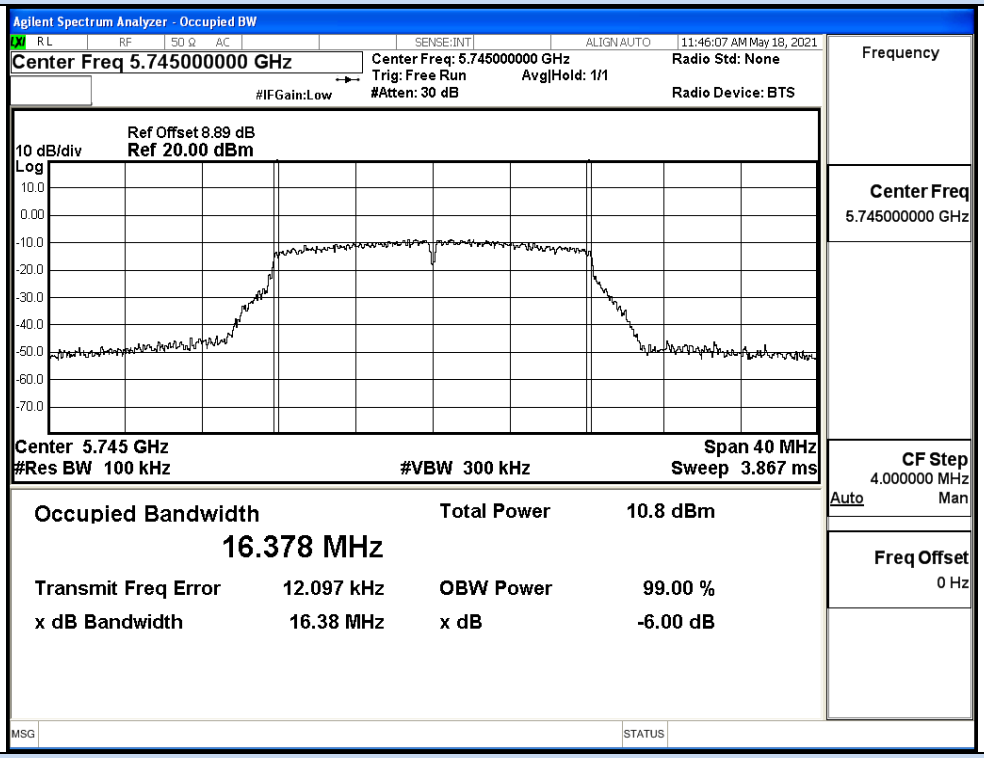


IEEE 802.11a / Channel 149 / 5745MHz

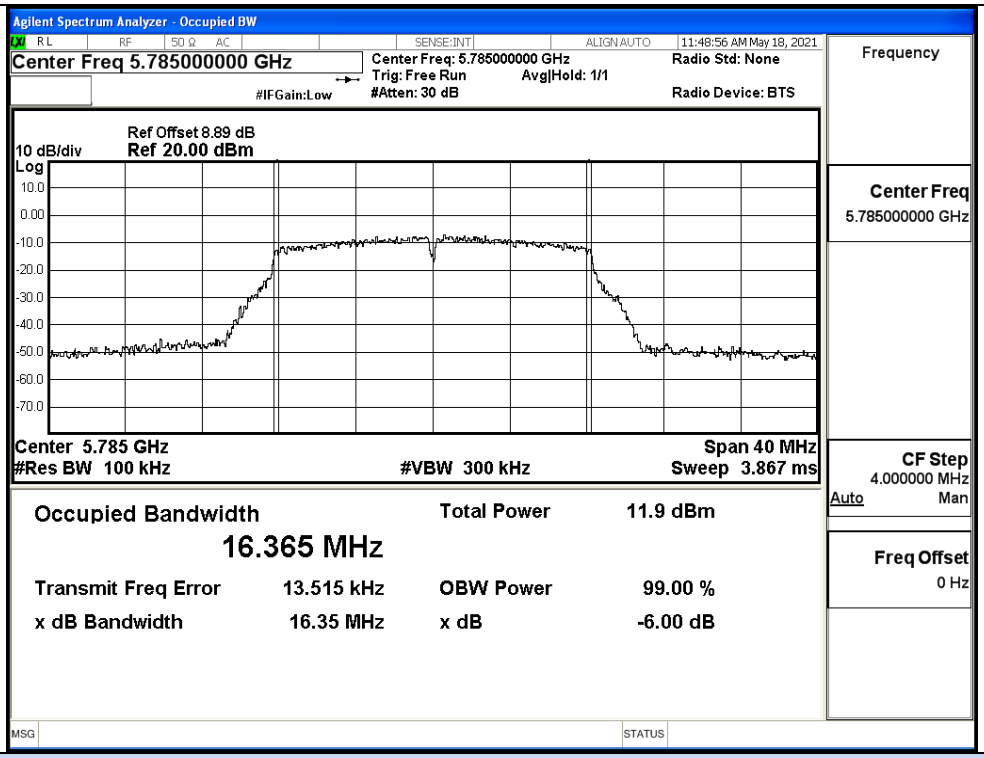


IEEE 802.11a / Channel 157 / 5785MHz

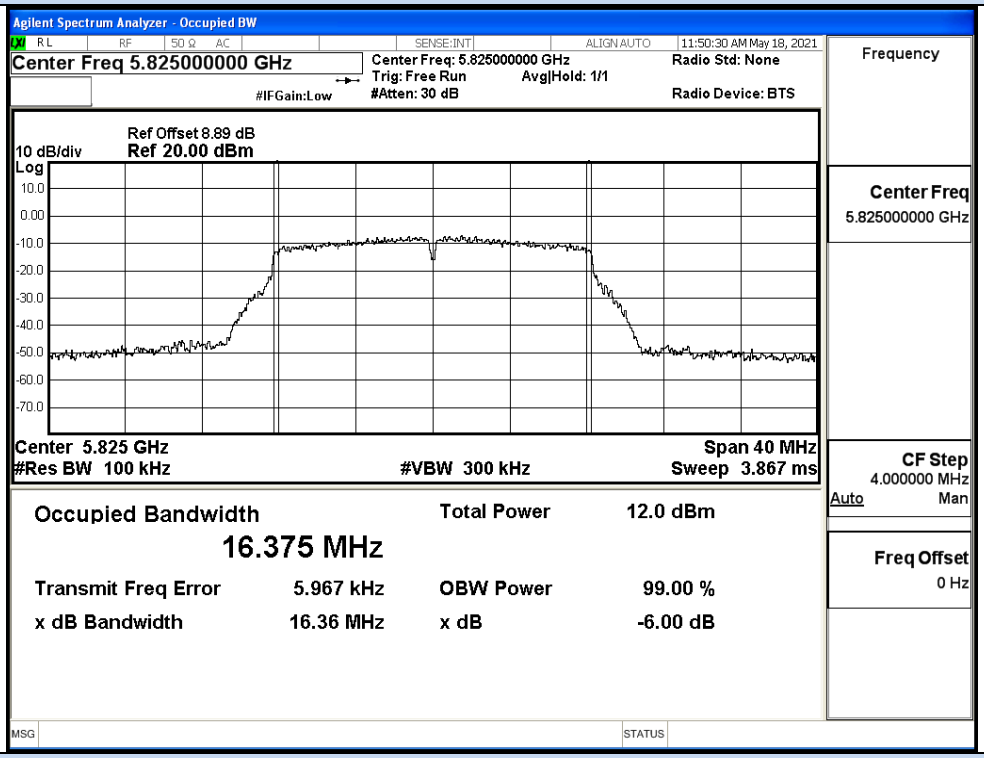


IEEE 802.11a / Channel 165 / 5825MHz

6dB Bandwidth

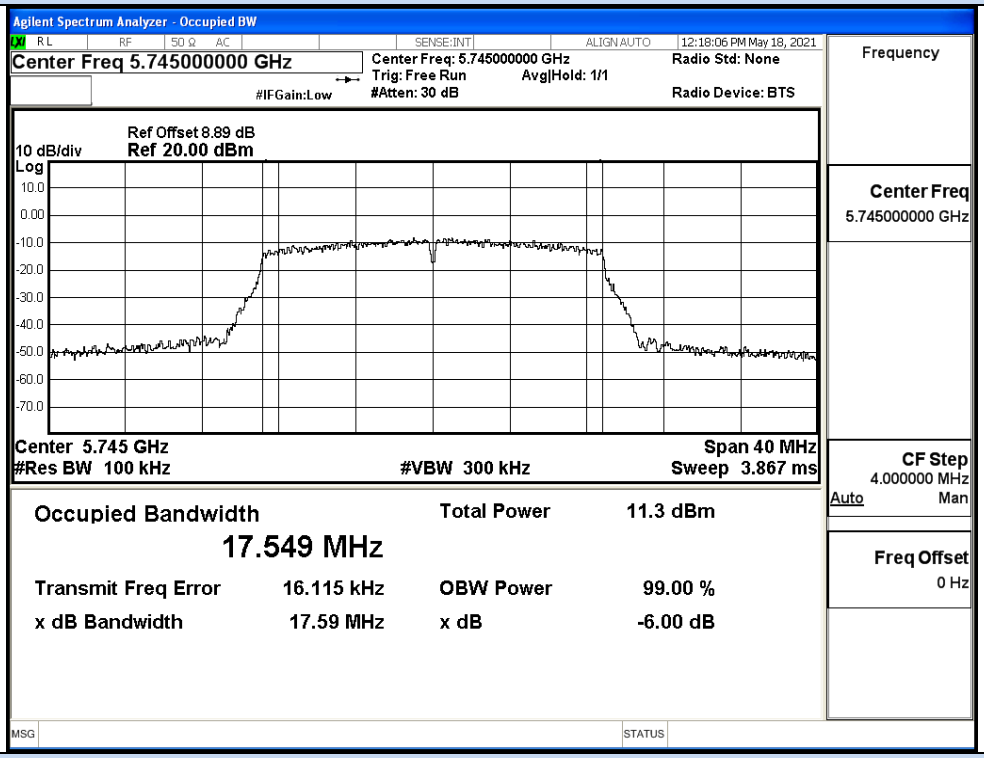


IEEE 802.11n20 / Channel 149 / 5745MHz

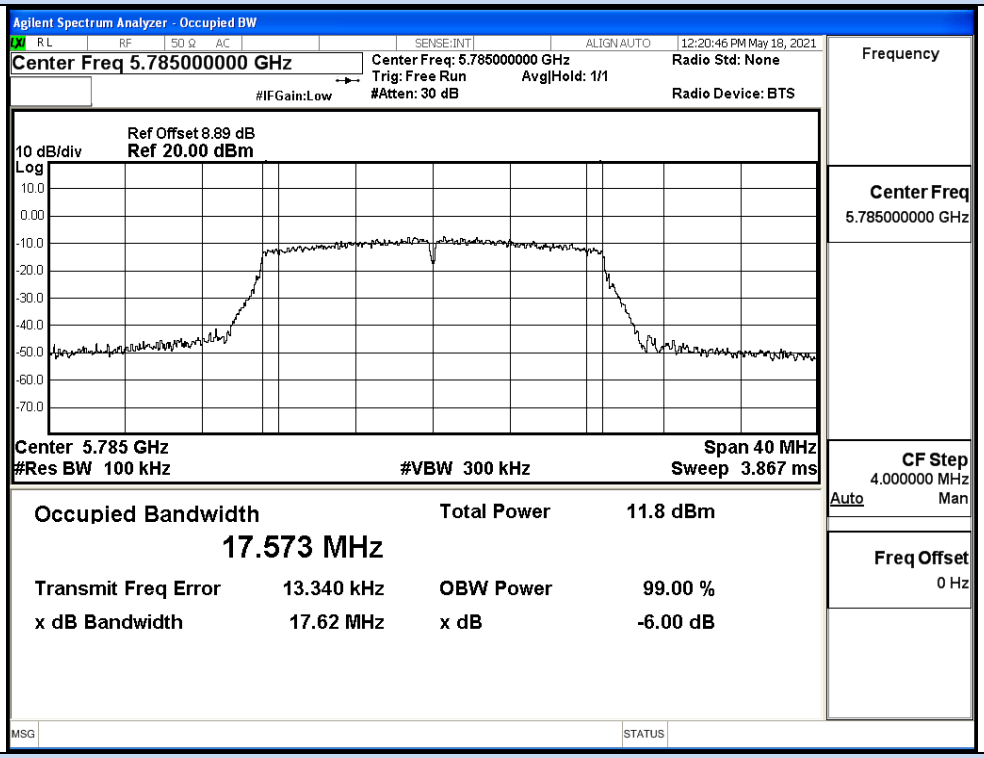


IEEE 802.11n20 / Channel 157 / 5785MHz

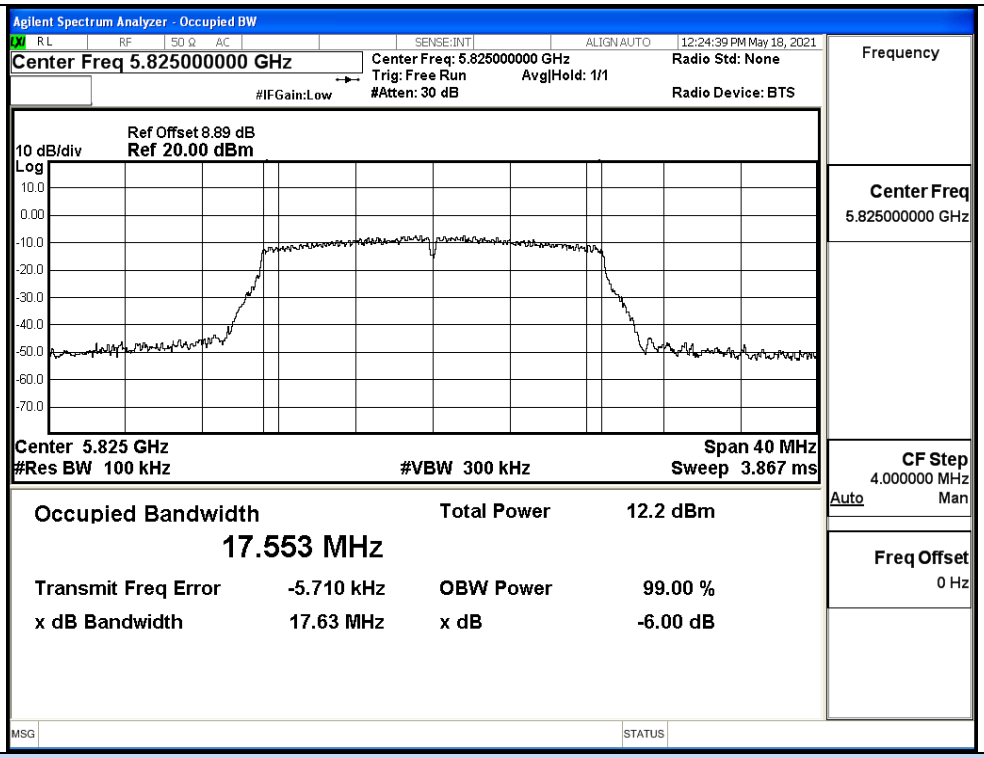


IEEE 802.11n20 / Channel 165 / 5825MHz

26dB Bandwidth

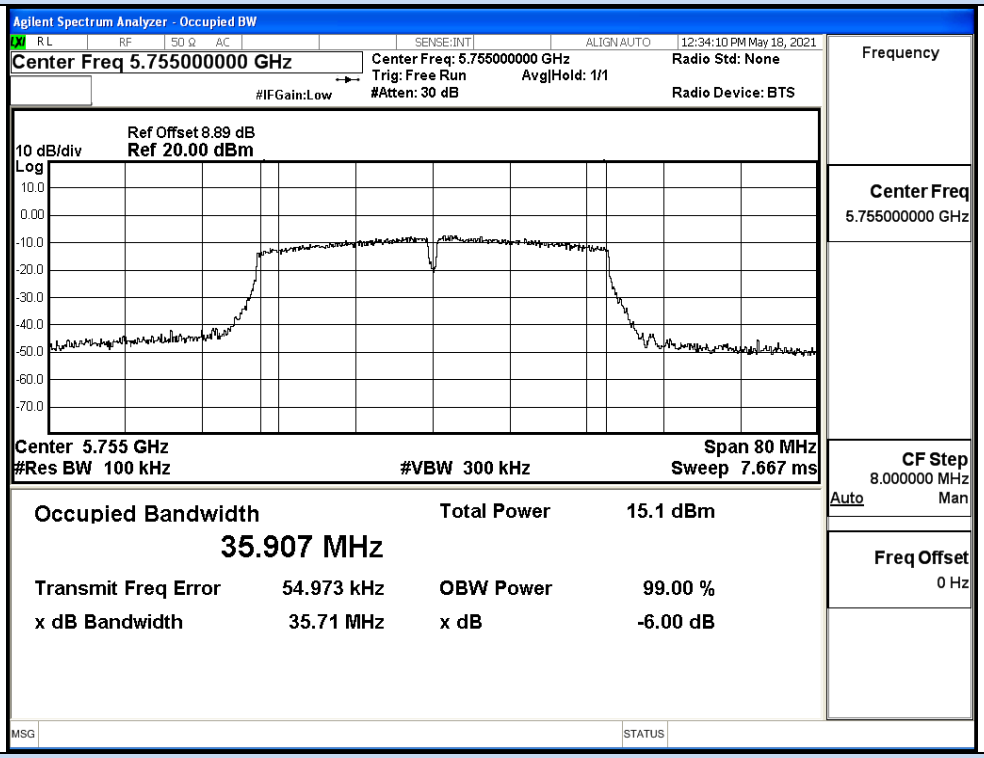


IEEE 802.11n40 / Channel 151 / 5755MHz

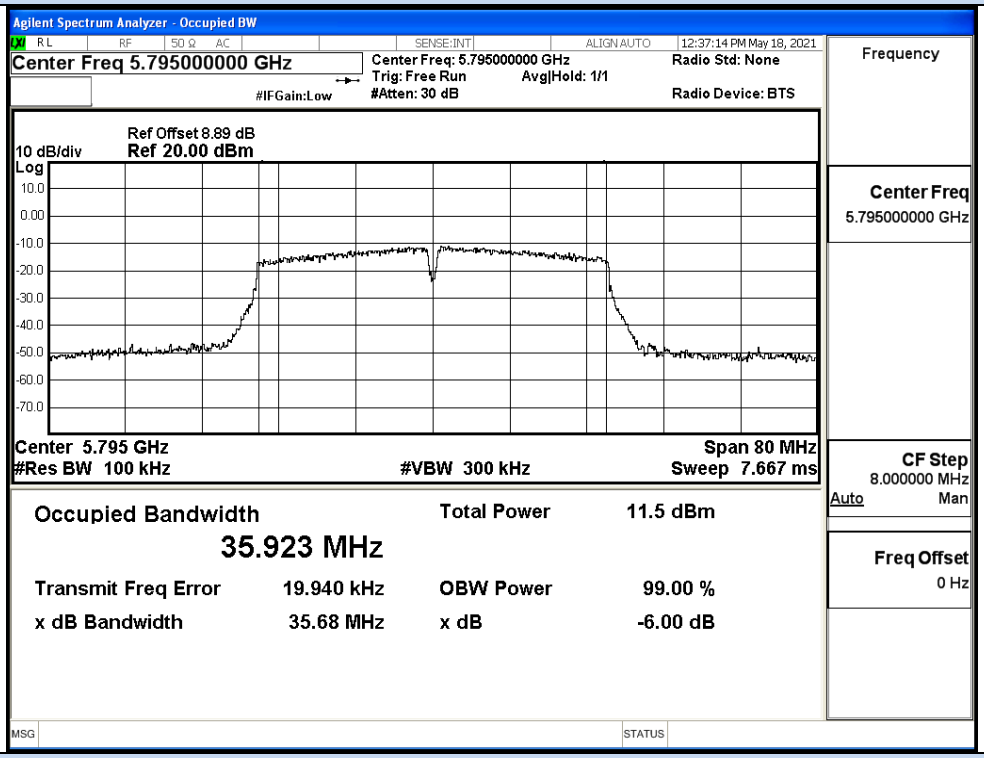


IEEE 802.11n40 / Channel 159 / 5795MHz

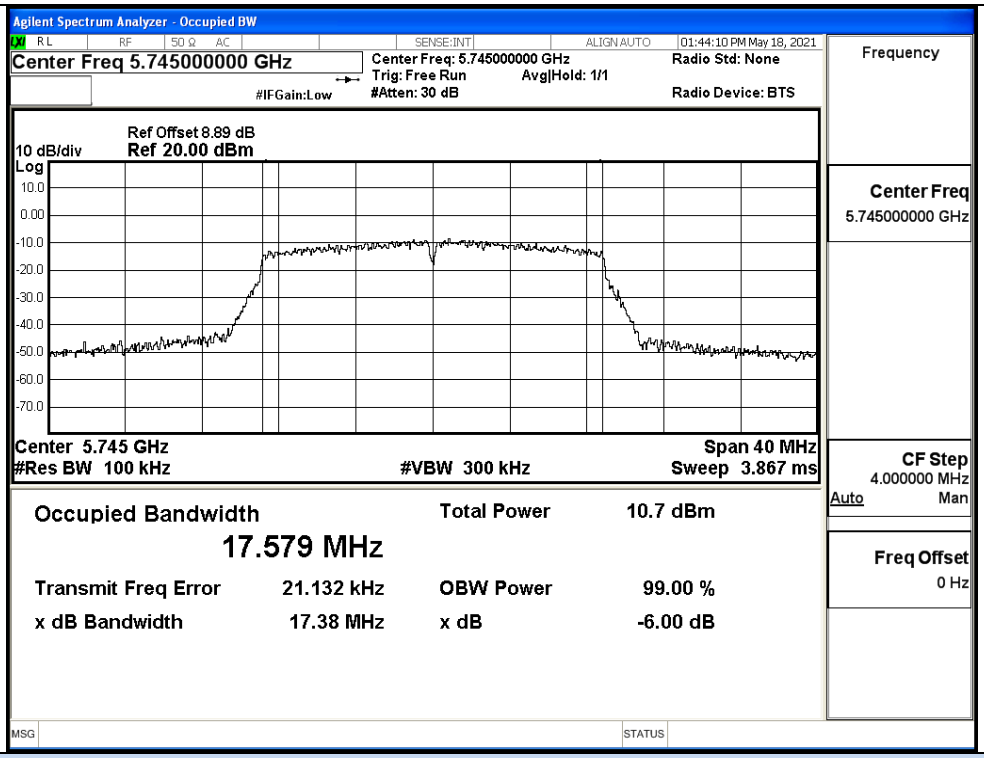


IEEE 802.11ac20 / Channel 149 / 5745MHz

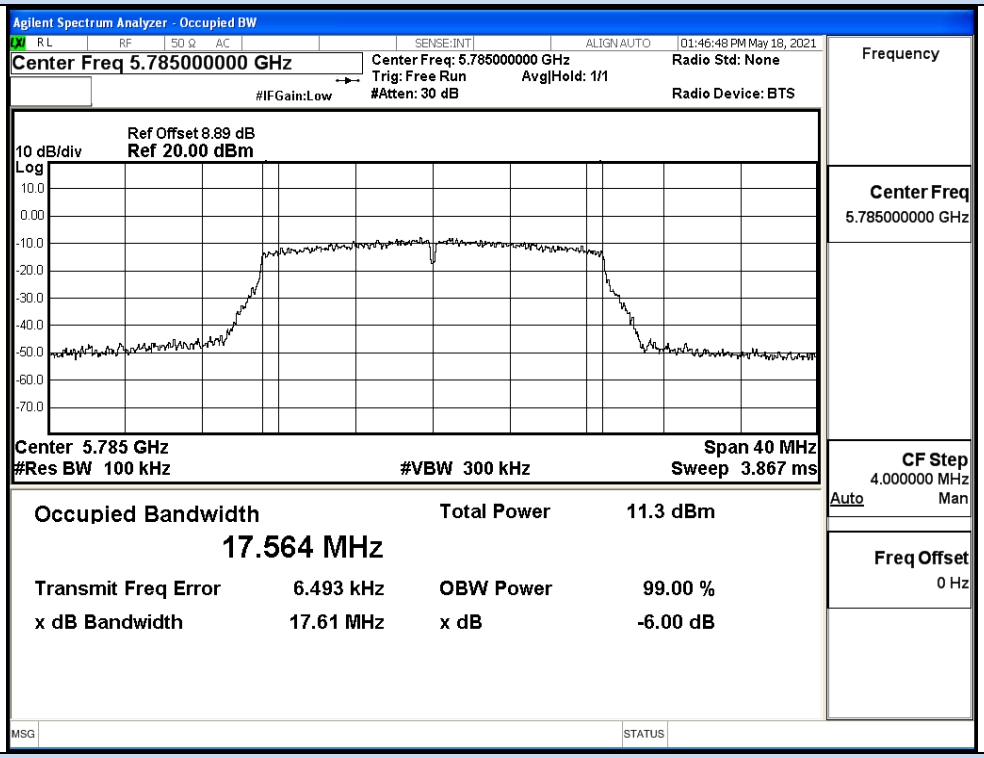


IEEE 802.11ac20 / Channel 157/ 5785MHz

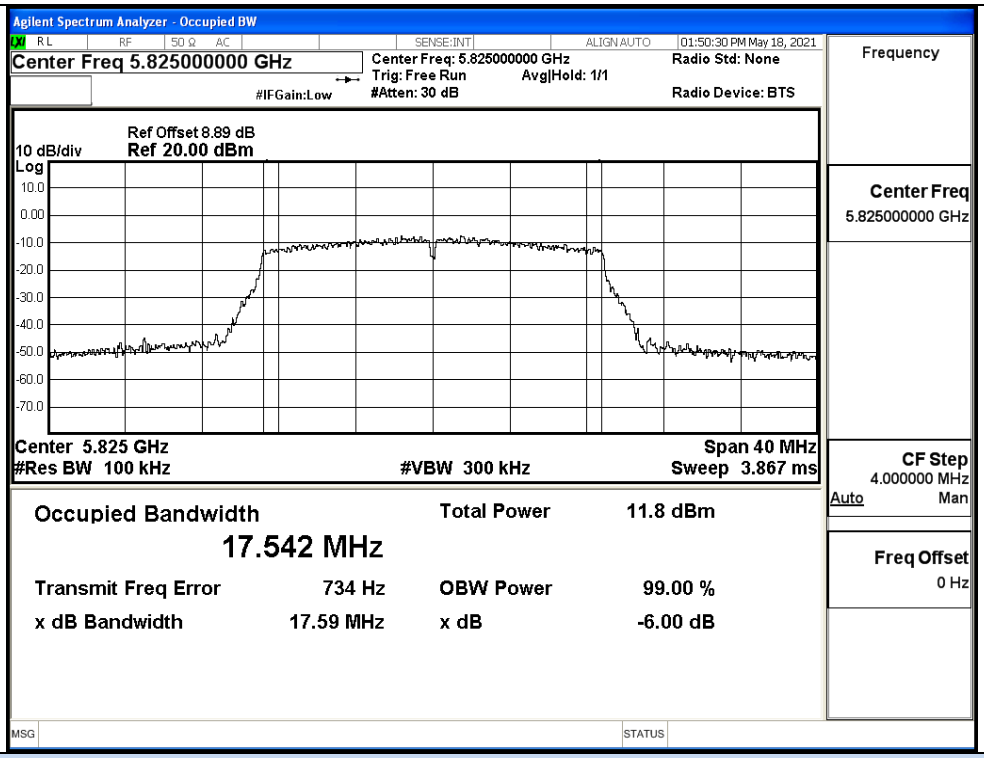


IEEE 802.11ac20 / Channel 165 / 5825MHz

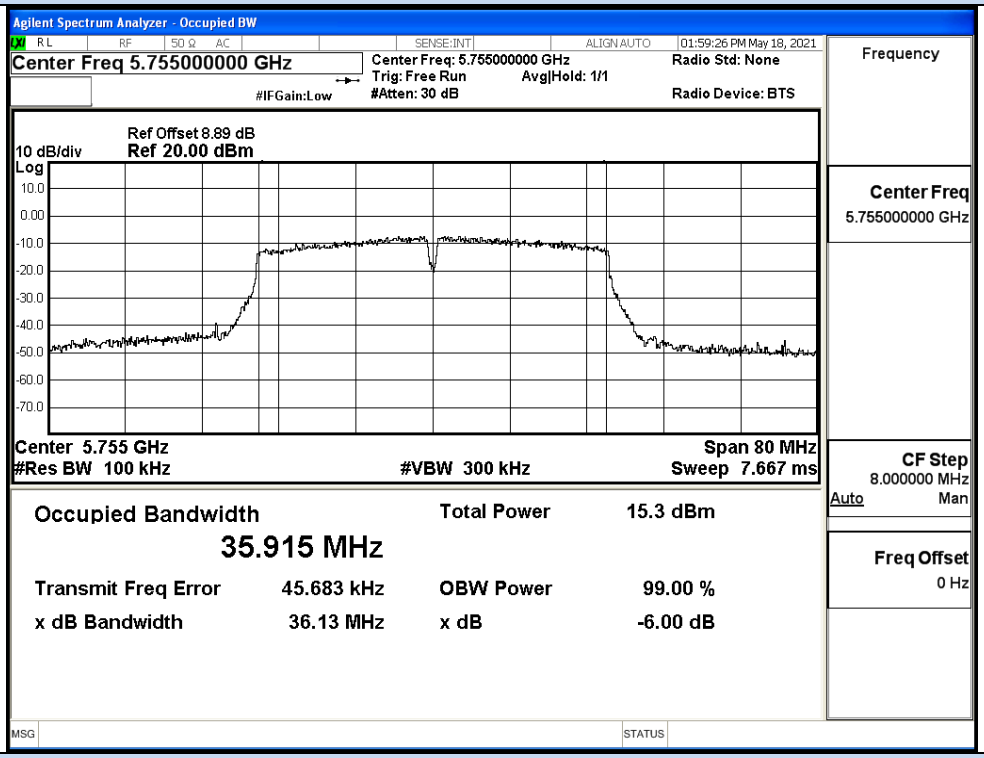


IEEE 802.11ac40 / Channel 151 / 5755MHz

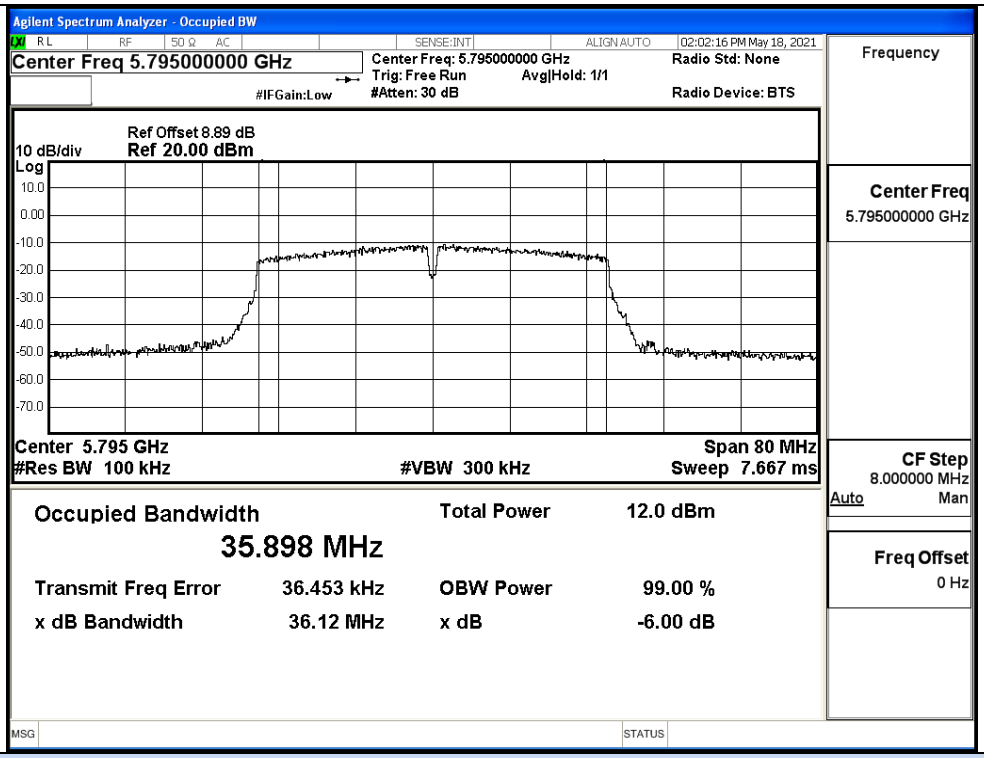


IEEE 802.11ac40 / Channel 159 / 5795MHz

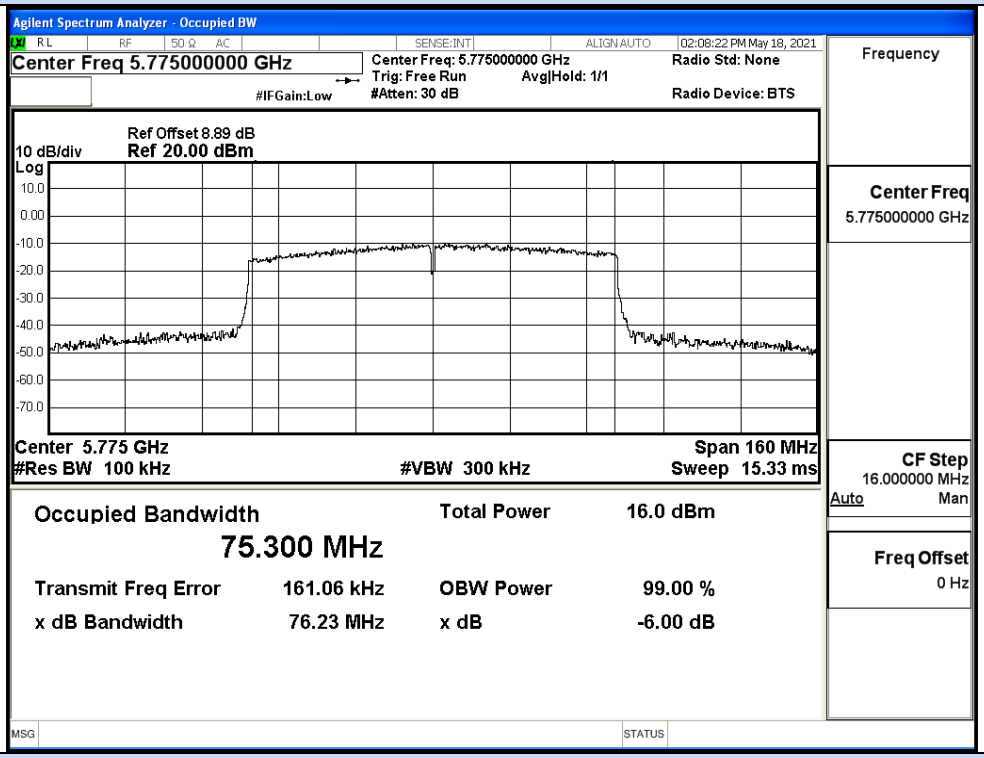


IEEE 802.11ac80 / Channel 155 / 5775MHz

ANT1

| Test Mode | Channel | Frequency (MHz) | 6dB Bandwidth (MHz) | Limit (MHz) | Verdict |
|---|---|---|---|---|---|
| 11A | 149 | 5745 | 16.35 | >=0.5 | Pass |
| | 157 | 5785 | 16.37 | | Pass |
| | 165 | 5825 | 16.39 | | Pass |
| 11N20 SISO | 149 | 5745 | 17.64 | >=0.5 | Pass |
| | 157 | 5785 | 17.58 | | Pass |
| | 165 | 5825 | 17.62 | | Pass |
| 11N40 SISO | 151 | 5755 | 36.07 | >=0.5 | Pass |
| | 159 | 5795 | 36.02 | | Pass |
| 11AC20S ISO | 149 | 5745 | 17.63 | >=0.5 | Pass |
| | 157 | 5785 | 17.62 | | Pass |
| | 165 | 5825 | 17.60 | | Pass |
| 11AC40S ISO | 151 | 5755 | 35.75 | >=0.5 | Pass |
| | 159 | 5795 | 36.14 | | Pass |
| 11AC80S ISO | 155 | 5775 | 76.00 | >=0.5 | Pass |

6dB Bandwidth

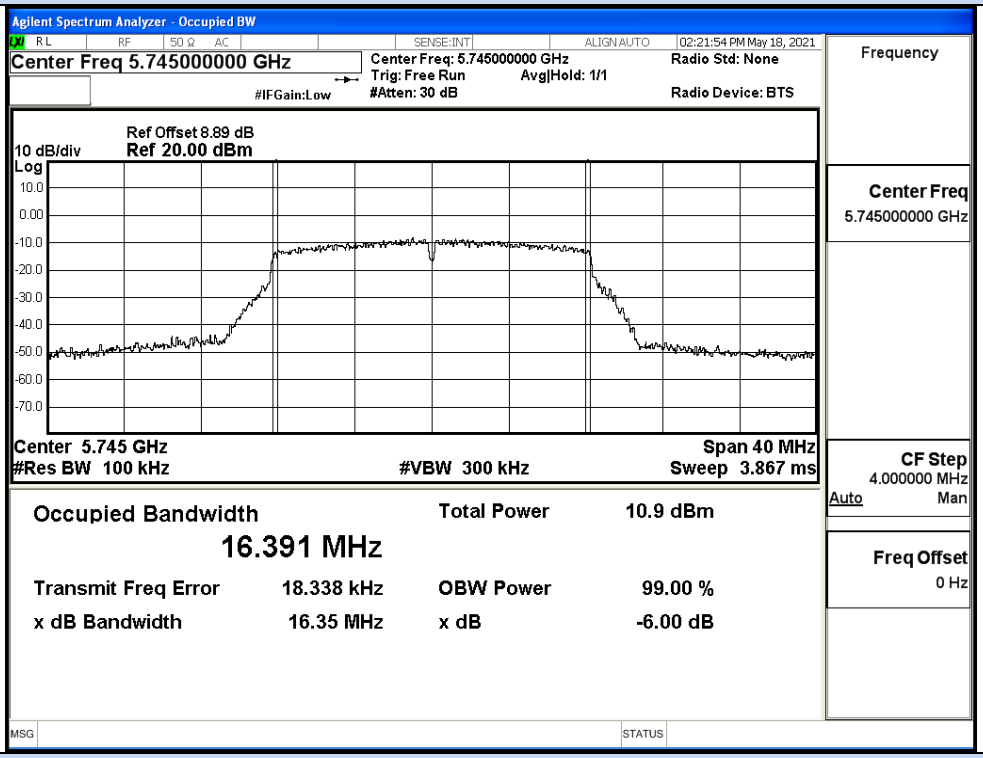


IEEE 802.11a / Channel 149 / 5745MHz

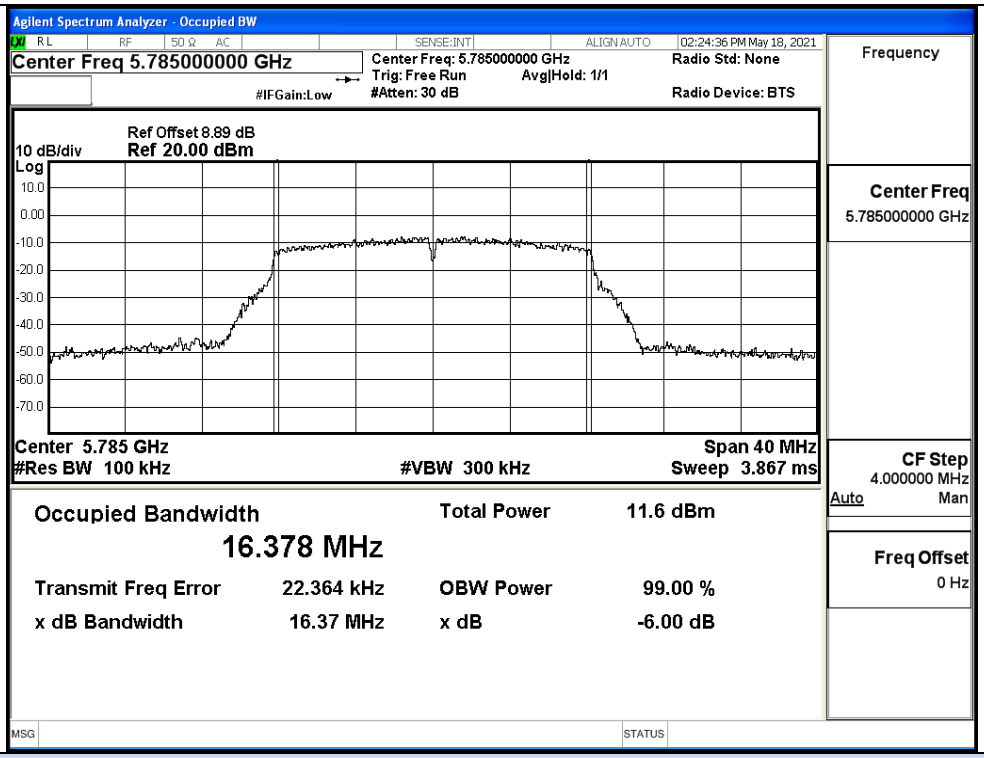


IEEE 802.11a / Channel 157 / 5785MHz

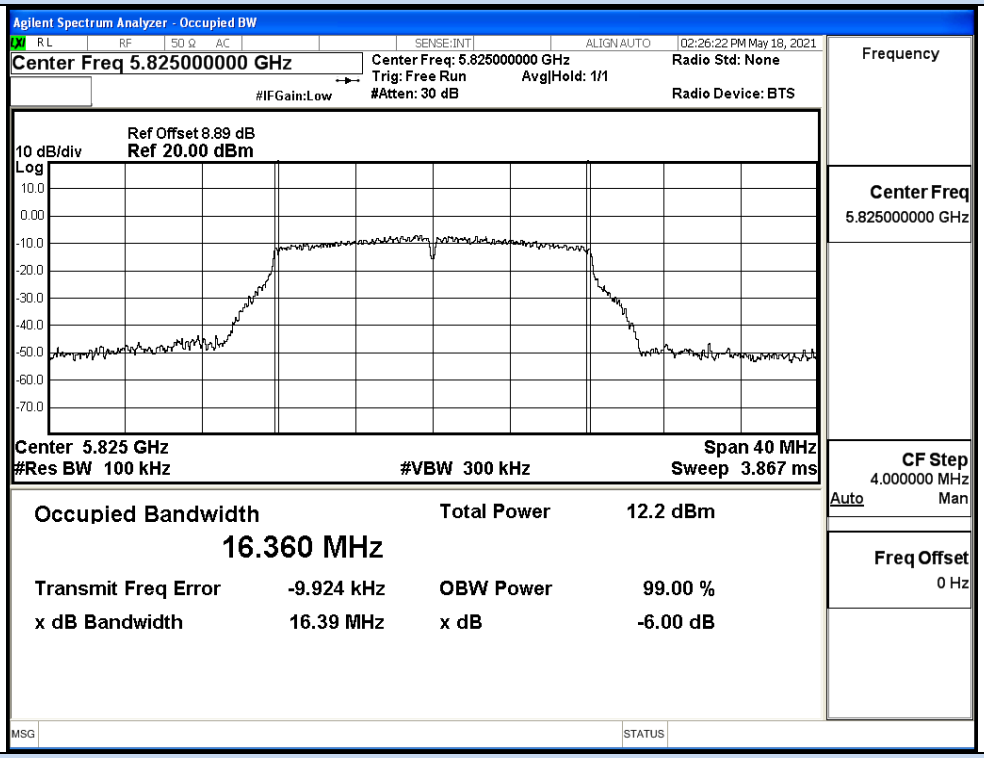


IEEE 802.11a / Channel 165 / 5825MHz

6dB Bandwidth

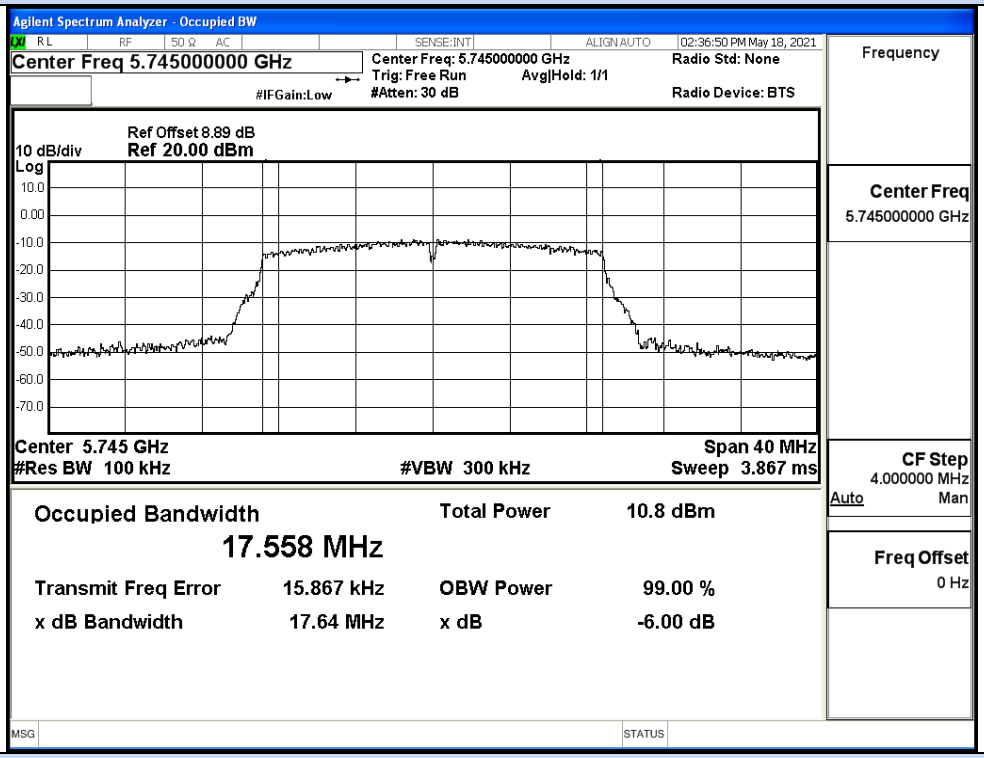


IEEE 802.11n20 / Channel 149 / 5745MHz

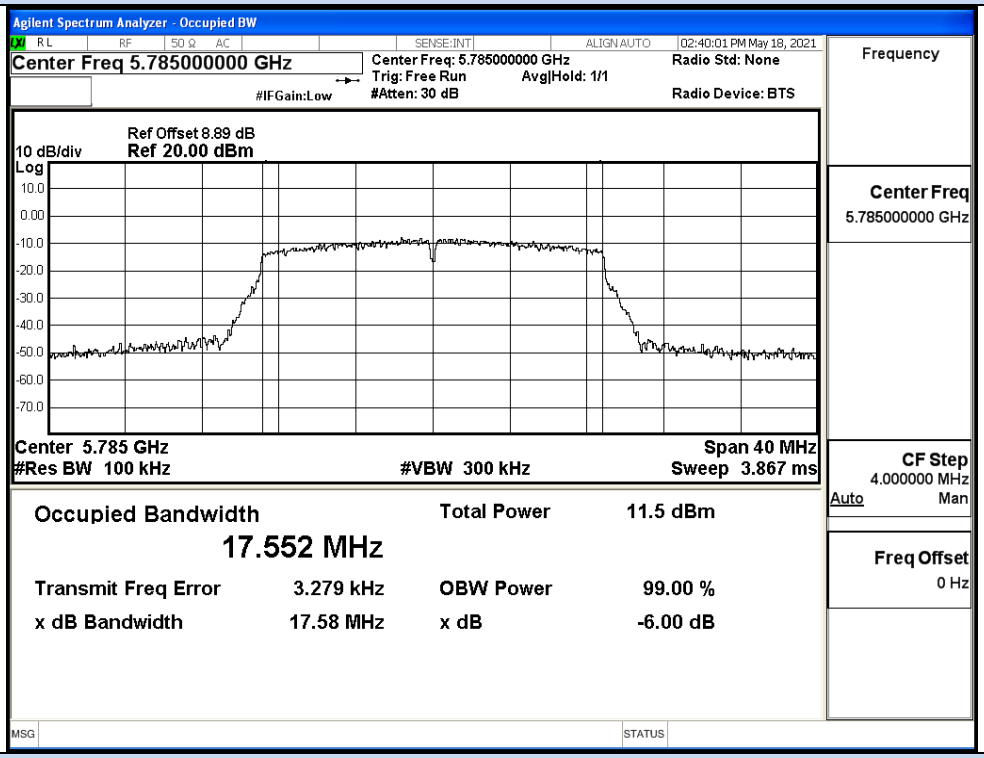


IEEE 802.11n20 / Channel 157 / 5785MHz

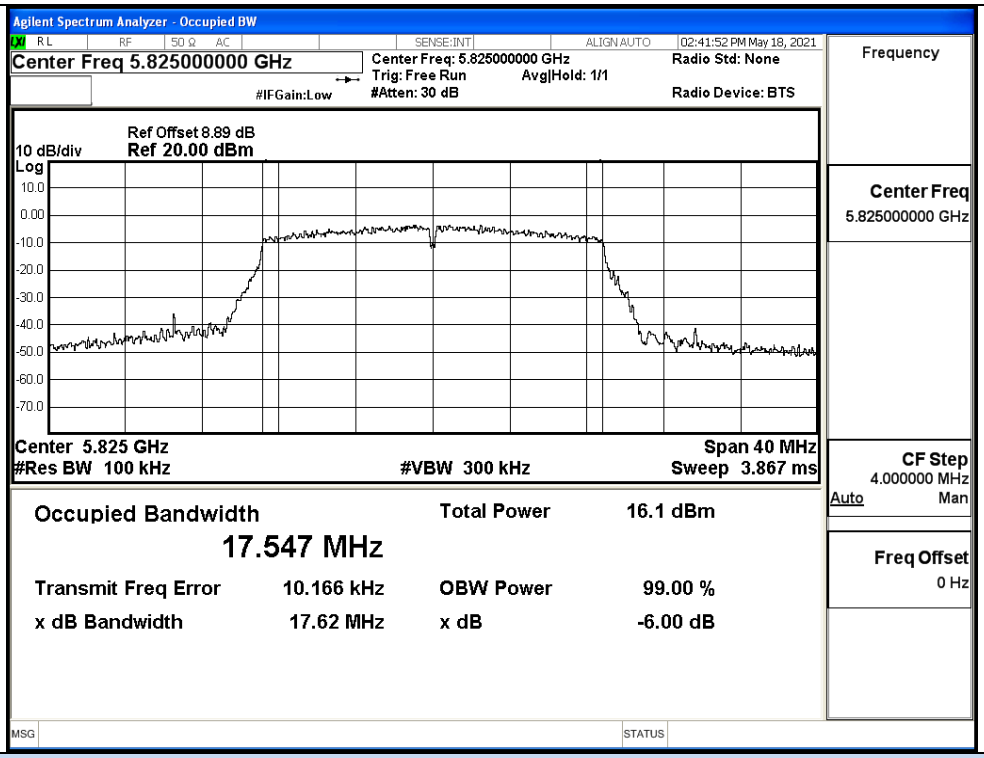


IEEE 802.11n20 / Channel 165 / 5825MHz

26dB Bandwidth

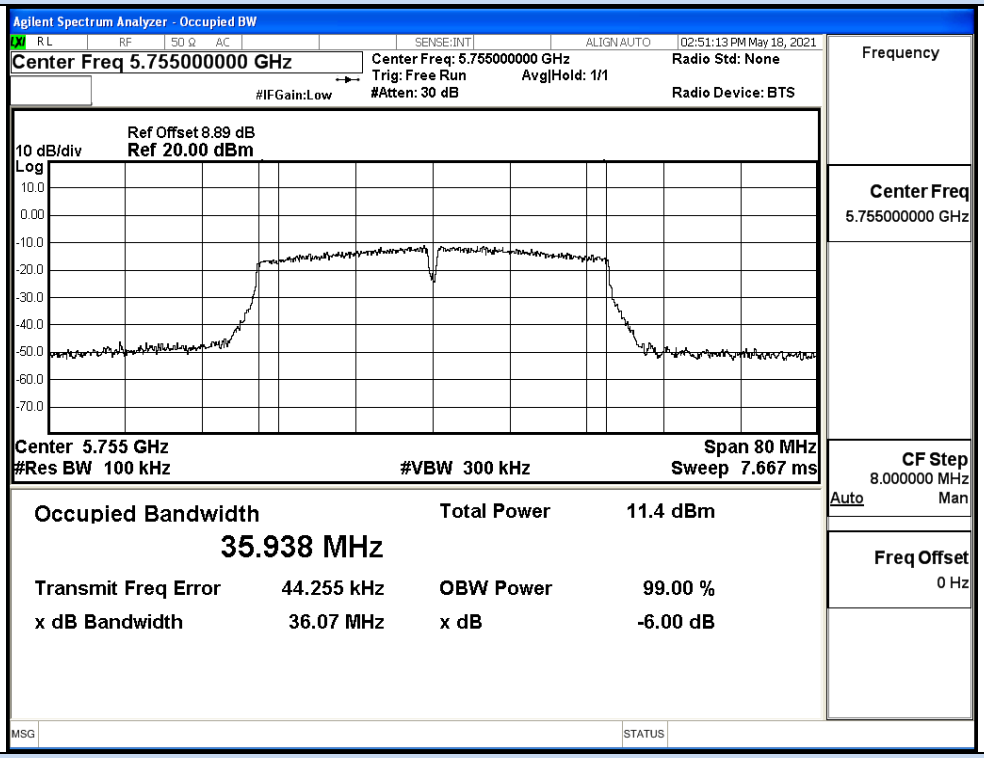


IEEE 802.11n40 / Channel 151 / 5755MHz

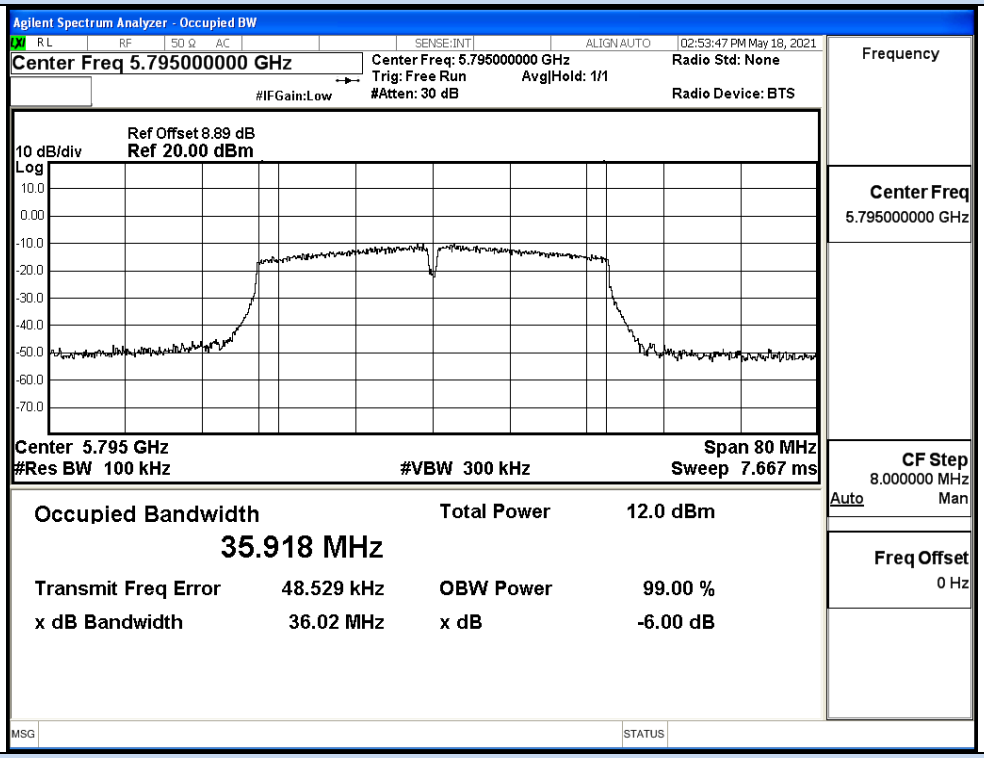


IEEE 802.11n40 / Channel 159 / 5795MHz

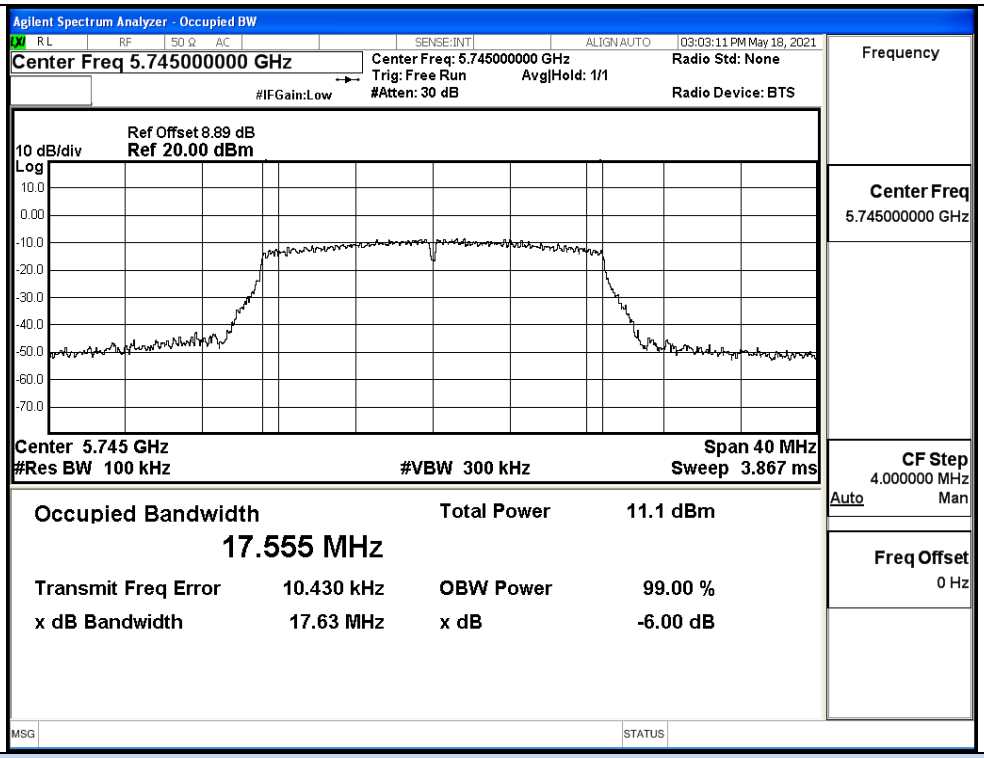


IEEE 802.11ac20 / Channel 149 / 5745MHz

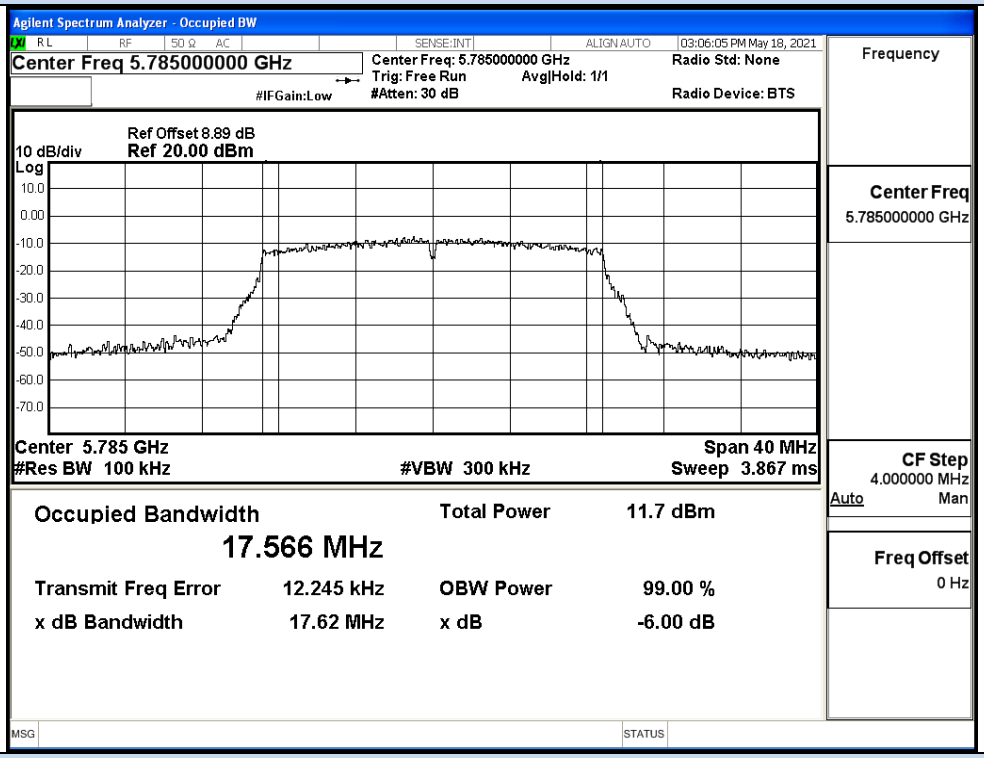


IEEE 802.11ac20 / Channel 157/ 5785MHz

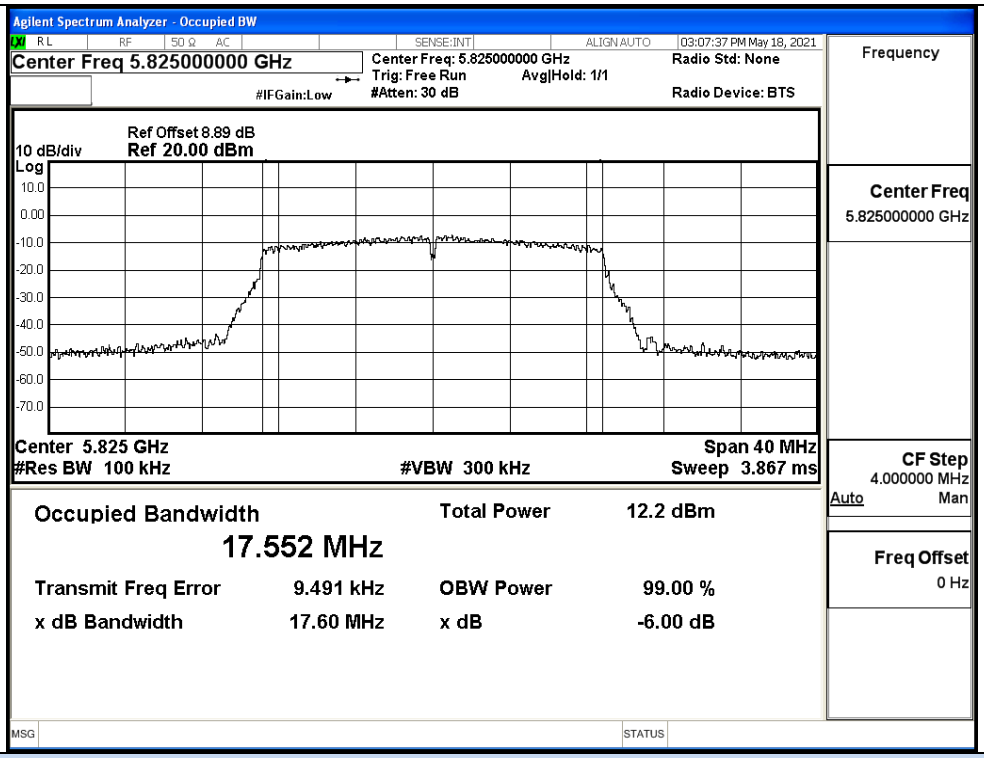


IEEE 802.11ac20 / Channel 165 / 5825MHz

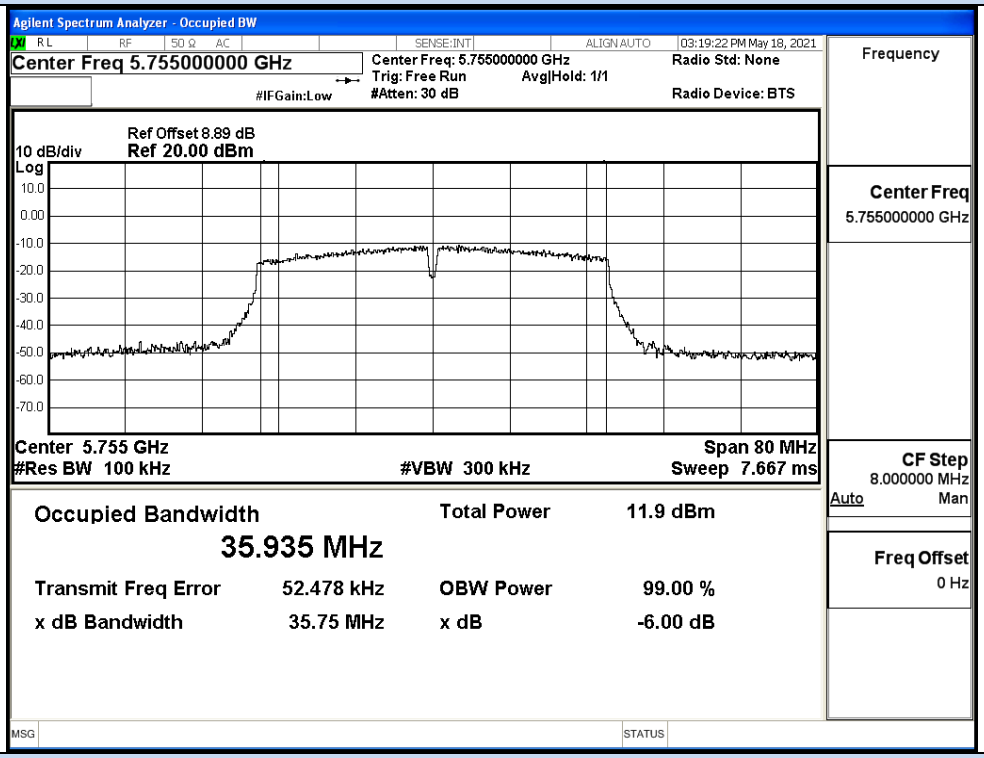


IEEE 802.11ac40 / Channel 151 / 5755MHz

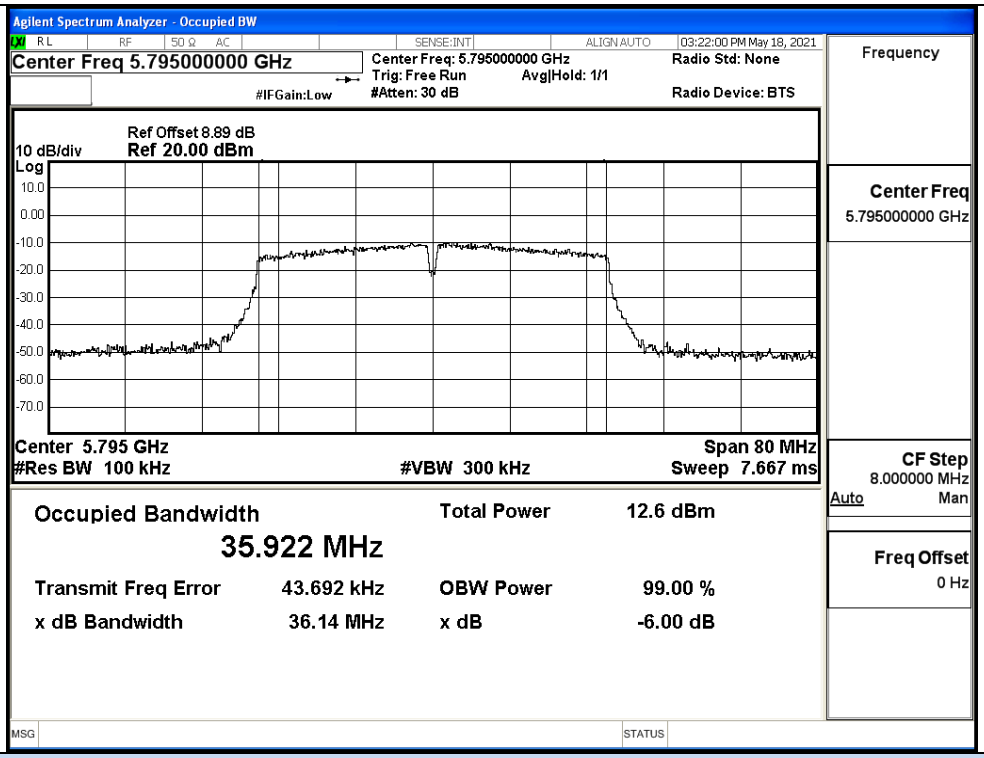


IEEE 802.11ac40 / Channel 159 / 5795MHz

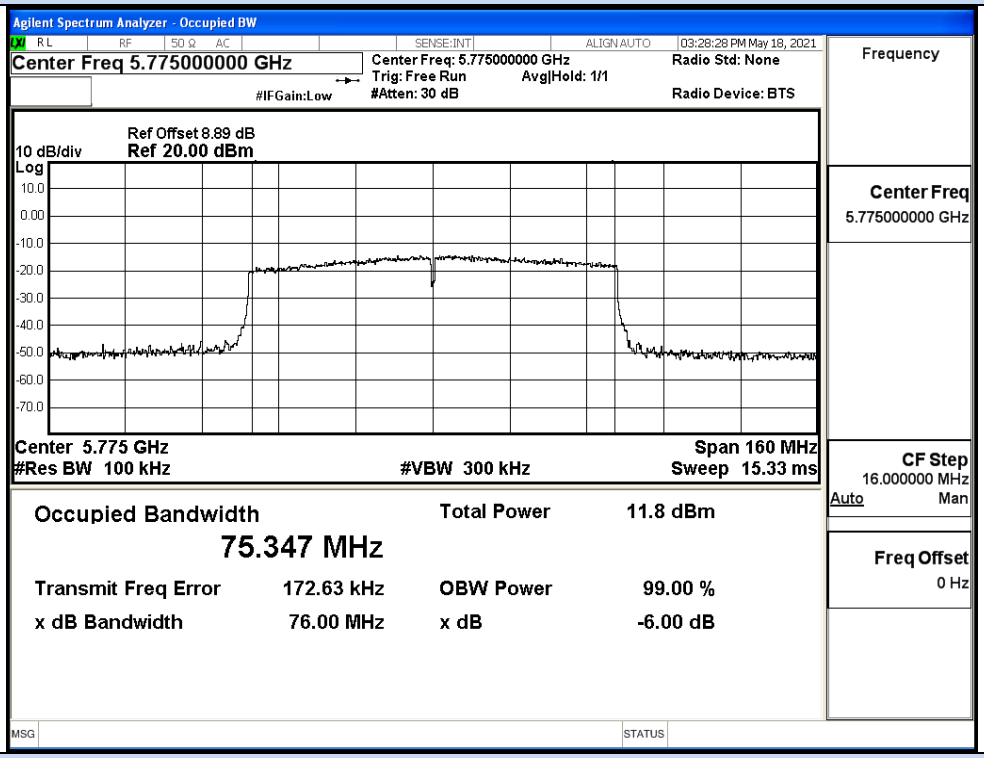


IEEE 802.11ac80 / Channel 155 / 5775MHz

## E.5 Undesirable Emissions Measurement

ANT0

| Test Mode | Channel | Frequency (MHz) | Conducted Power (dBm) | Antenna Gain (dBi) | EIRP (dBm/MHz) | Detector | Limit (dBm/MHz) | Verdict |
|---|---|---|---|---|---|---|---|---|
| 11A | 149 | 5650.0 | -48.62 | 3.0 | -45.62 | Peak | -27.0 | Pass |
| | | 5650.0 | -60.34 | 3.0 | -57.34 | Average | -27.0 | Pass |
| | | 5700.0 | -46.76 | 3.0 | -43.76 | Peak | 10 | Pass |
| | | 5700.0 | -59.57 | 3.0 | -56.57 | Average | 10 | Pass |
| | | 5720.0 | -45.64 | 3.0 | -42.64 | Peak | 15.6 | Pass |
| | | 5720.0 | -58.76 | 3.0 | -55.76 | Average | 15.6 | Pass |
| | | 5725.0 | -40.73 | 3.0 | -37.73 | Peak | 27.0 | Pass |
| | | 5725.0 | -56.05 | 3.0 | -53.05 | Average | 27.0 | Pass |
| | 165 | 5850.0 | -45.39 | 3.0 | -42.39 | Peak | 27.0 | Pass |
| | | 5850.0 | -57.76 | 3.0 | -54.76 | Average | 27.0 | Pass |
| | | 5855.0 | -45.65 | 3.0 | -42.65 | Peak | 15.6 | Pass |
| | | 5855.0 | -58.16 | 3.0 | -55.16 | Average | 15.6 | Pass |
| | | 5875.0 | -47.03 | 3.0 | -44.03 | Peak | 10 | Pass |
| | | 5875.0 | -58.69 | 3.0 | -55.69 | Average | 10 | Pass |
| | | 5925.0 | -46.47 | 3.0 | -43.47 | Peak | -27.0 | Pass |
| | | 5925.0 | -59.77 | 3.0 | -56.77 | Average | -27.0 | Pass |
| 11N20 SISO | 149 | 5650.0 | -48.30 | 3.0 | -45.30 | Peak | -27.0 | Pass |
| | | 5650.0 | -60.27 | 3.0 | -57.27 | Average | -27.0 | Pass |
| | | 5700.0 | -47.85 | 3.0 | -44.85 | Peak | 10 | Pass |
| | | 5700.0 | -58.08 | 3.0 | -55.08 | Average | 10 | Pass |
| | | 5720.0 | -46.07 | 3.0 | -43.07 | Peak | 15.6 | Pass |
| | | 5720.0 | -59.52 | 3.0 | -56.52 | Average | 15.6 | Pass |
| | | 5725.0 | -39.29 | 3.0 | -36.29 | Peak | 27.0 | Pass |
| | | 5725.0 | -54.94 | 3.0 | -51.94 | Average | 27.0 | Pass |
| | 165 | 5850.0 | -45.66 | 3.0 | -42.66 | Peak | 27.0 | Pass |
| | | 5850.0 | -57.83 | 3.0 | -54.83 | Average | 27.0 | Pass |
| | | 5855.0 | -46.92 | 3.0 | -43.92 | Peak | 15.6 | Pass |
| | | 5855.0 | -58.29 | 3.0 | -55.29 | Average | 15.6 | Pass |
| | | 5875.0 | -46.70 | 3.0 | -43.70 | Peak | 10 | Pass |
| | | 5875.0 | -58.79 | 3.0 | -55.79 | Average | 10 | Pass |
| | | 5925.0 | -47.06 | 3.0 | -44.06 | Peak | -27.0 | Pass |
| | | 5925.0 | -59.88 | 3.0 | -56.88 | Average | -27.0 | Pass |

| Test Mode | Channel | Frequency (MHz) | Conducted Power (dBm) | Antenna Gain (dBi) | EIRP (dBm/MHz) | Detector | Limit (dBm/MHz) | Verdict |
|---|---|---|---|---|---|---|---|---|
| 11N40 SISO | 151 | 5650.0 | -48.31 | 3.0 | -45.31 | Peak | -27.0 | Pass |
| | | 5650.0 | -60.23 | 3.0 | -57.23 | Average | -27.0 | Pass |
| | | 5700.0 | -47.60 | 3.0 | -44.60 | Peak | 10 | Pass |
| | | 5700.0 | -59.36 | 3.0 | -56.36 | Average | 10 | Pass |
| | | 5720.0 | -40.96 | 3.0 | -37.96 | Peak | 15.6 | Pass |
| | | 5720.0 | -54.51 | 3.0 | -51.51 | Average | 15.6 | Pass |
| | | 5725.0 | -39.44 | 3.0 | -36.44 | Peak | 27.0 | Pass |
| | | 5725.0 | -52.47 | 3.0 | -49.47 | Average | 27.0 | Pass |
| | 159 | 5850.0 | -47.66 | 3.0 | -44.66 | Peak | 27.0 | Pass |
| | | 5850.0 | -58.25 | 3.0 | -55.25 | Average | 27.0 | Pass |
| | | 5855.0 | -45.95 | 3.0 | -42.95 | Peak | 15.6 | Pass |
| | | 5855.0 | -58.42 | 3.0 | -55.42 | Average | 15.6 | Pass |
| | | 5875.0 | -47.93 | 3.0 | -44.93 | Peak | 10 | Pass |
| | | 5875.0 | -58.89 | 3.0 | -55.89 | Average | 10 | Pass |
| | | 5925.0 | -47.16 | 3.0 | -44.16 | Peak | -27.0 | Pass |
| | | 5925.0 | -59.77 | 3.0 | -56.77 | Average | -27.0 | Pass |
| 11AC20 SISO | 149 | 5650.0 | -47.81 | 3.0 | -44.81 | Peak | -27.0 | Pass |
| | | 5650.0 | -60.30 | 3.0 | -57.30 | Average | -27.0 | Pass |
| | | 5700.0 | -48.47 | 3.0 | -45.47 | Peak | 10 | Pass |
| | | 5700.0 | -58.40 | 3.0 | -55.40 | Average | 10 | Pass |
| | | 5720.0 | -45.21 | 3.0 | -42.21 | Peak | 15.6 | Pass |
| | | 5720.0 | -59.55 | 3.0 | -56.55 | Average | 15.6 | Pass |
| | | 5725.0 | -37.24 | 3.0 | -34.24 | Peak | 27.0 | Pass |
| | | 5725.0 | -55.16 | 3.0 | -52.16 | Average | 27.0 | Pass |
| | 165 | 5850.0 | -46.04 | 3.0 | -43.04 | Peak | 27.0 | Pass |
| | | 5850.0 | -57.89 | 3.0 | -54.89 | Average | 27.0 | Pass |
| | | 5855.0 | -46.87 | 3.0 | -43.87 | Peak | 15.6 | Pass |

| | | | | | | | | |
|---|---|---|---|---|---|---|---|---|
| | | 5855.0 | -58.29 | 3.0 | -55.29 | Average | 15.6 | Pass |
| | | 5875.0 | -47.93 | 3.0 | -44.93 | Peak | 10 | Pass |
| | | 5875.0 | -58.77 | 3.0 | -55.77 | Average | 10 | Pass |
| | | 5925.0 | -47.78 | 3.0 | -44.78 | Peak | -27.0 | Pass |
| | | 5925.0 | -59.83 | 3.0 | -56.83 | Average | -27.0 | Pass |
| 11AC40 SISO | 151 | 5650.0 | -48.33 | 3.0 | -45.33 | Peak | -27.0 | Pass |
| | | 5650.0 | -60.16 | 3.0 | -57.16 | Average | -27.0 | Pass |
| | | 5700.0 | -45.79 | 3.0 | -42.79 | Peak | 10 | Pass |
| | | 5700.0 | -59.31 | 3.0 | -56.31 | Average | 10 | Pass |
| | | 5720.0 | -41.29 | 3.0 | -38.29 | Peak | 15.6 | Pass |
| | | 5720.0 | -54.53 | 3.0 | -51.53 | Average | 15.6 | Pass |
| | | 5725.0 | -40.42 | 3.0 | -37.42 | Peak | 27.0 | Pass |
| | | 5725.0 | -52.53 | 3.0 | -49.53 | Average | 27.0 | Pass |
| | 159 | 5850.0 | -46.43 | 3.0 | -43.43 | Peak | 27.0 | Pass |
| | | 5850.0 | -58.12 | 3.0 | -55.12 | Average | 27.0 | Pass |
| | | 5855.0 | -47.14 | 3.0 | -44.14 | Peak | 15.6 | Pass |
| | | 5855.0 | -58.29 | 3.0 | -55.29 | Average | 15.6 | Pass |
| | | 5875.0 | -48.01 | 3.0 | -45.01 | Peak | 10 | Pass |
| | | 5875.0 | -58.78 | 3.0 | -55.78 | Average | 10 | Pass |
| | | 5925.0 | -47.79 | 3.0 | -44.79 | Peak | -27.0 | Pass |
| | | 5925.0 | -59.70 | 3.0 | -56.70 | Average | -27.0 | Pass |
| 11AC80 SISO | 155 | 5725.0 | -45.91 | 3.0 | -42.91 | Peak | 27.0 | Pass |
| | | 5720.0 | -45.79 | 3.0 | -42.79 | Peak | 15.6 | Pass |
| | | 5700.0 | -46.85 | 3.0 | -43.85 | Peak | 10 | Pass |
| | | 5650.0 | -47.39 | 3.0 | -44.39 | Peak | -27.0 | Pass |
| | | 5725.0 | -57.23 | 3.0 | -54.23 | Average | 27.0 | Pass |
| | | 5720.0 | -57.51 | 3.0 | -54.51 | Average | 15.6 | Pass |
| | | 5700.0 | -58.48 | 3.0 | -55.48 | Average | 10 | Pass |
| | | 5650.0 | -59.42 | 3.0 | -56.42 | Average | -27.0 | Pass |
| | | 5850.0 | -45.91 | 3.0 | -42.91 | Peak | 27.0 | Pass |
| | | 5855.0 | -45.79 | 3.0 | -42.79 | Peak | 15.6 | Pass |
| | | 5875.0 | -46.85 | 3.0 | -43.85 | Peak | 10 | Pass |
| | | 5925.0 | -47.39 | 3.0 | -44.39 | Peak | -27.0 | Pass |
| | | 5850.0 | -57.23 | 3.0 | -54.23 | Average | 27.0 | Pass |
| | | 5855.0 | -57.51 | 3.0 | -54.51 | Average | 15.6 | Pass |
| | | 5875.0 | -58.48 | 3.0 | -55.48 | Average | 10 | Pass |
| | | 5925.0 | -59.42 | 3.0 | -56.42 | Average | -27.0 | Pass |

Undesirable Emissions Measurement

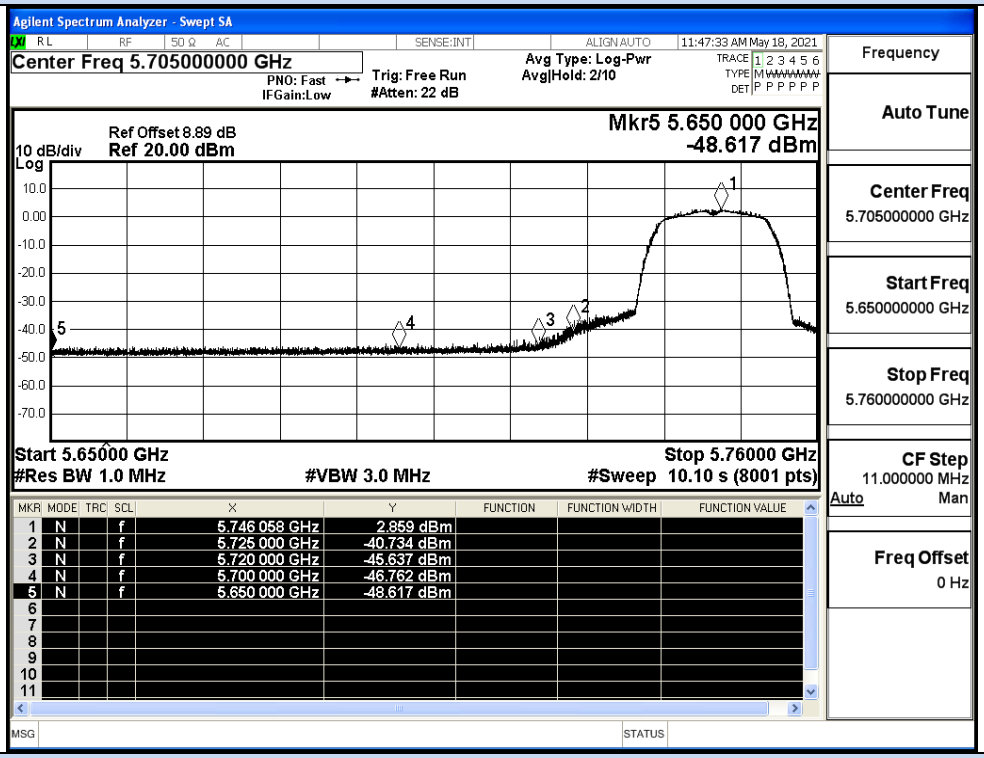


IEEE 802.11a / Channel 149 / 5745MHz / Peak

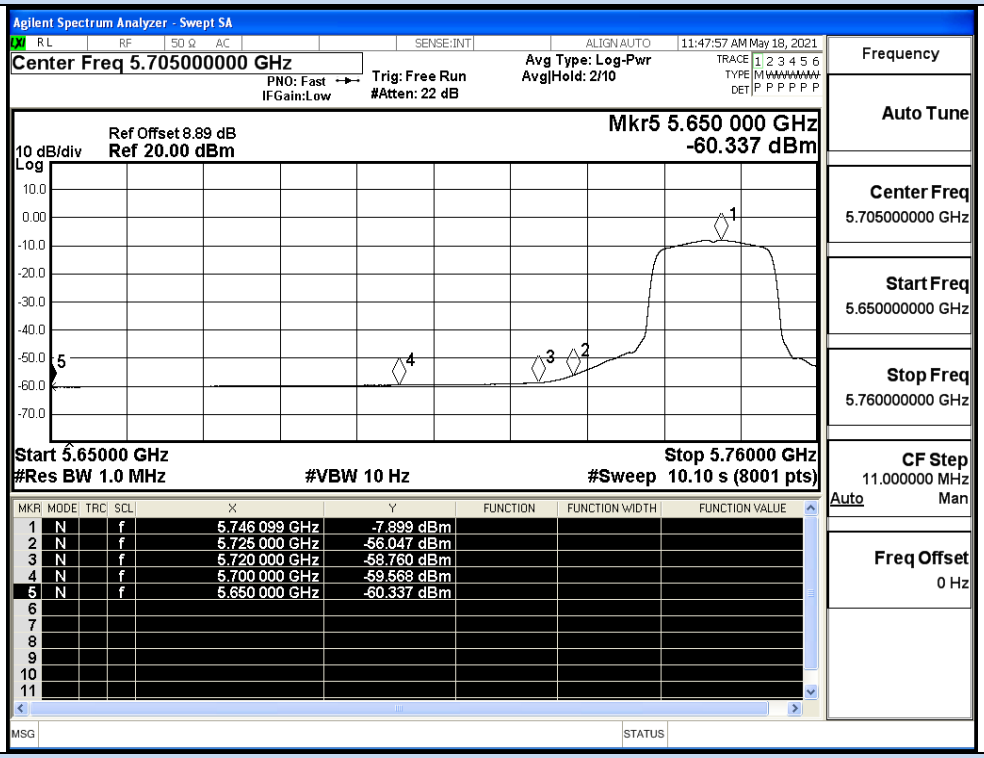


IEEE 802.11a / Channel 148 / 5745MHz / Average

Undesirable Emissions Measurement

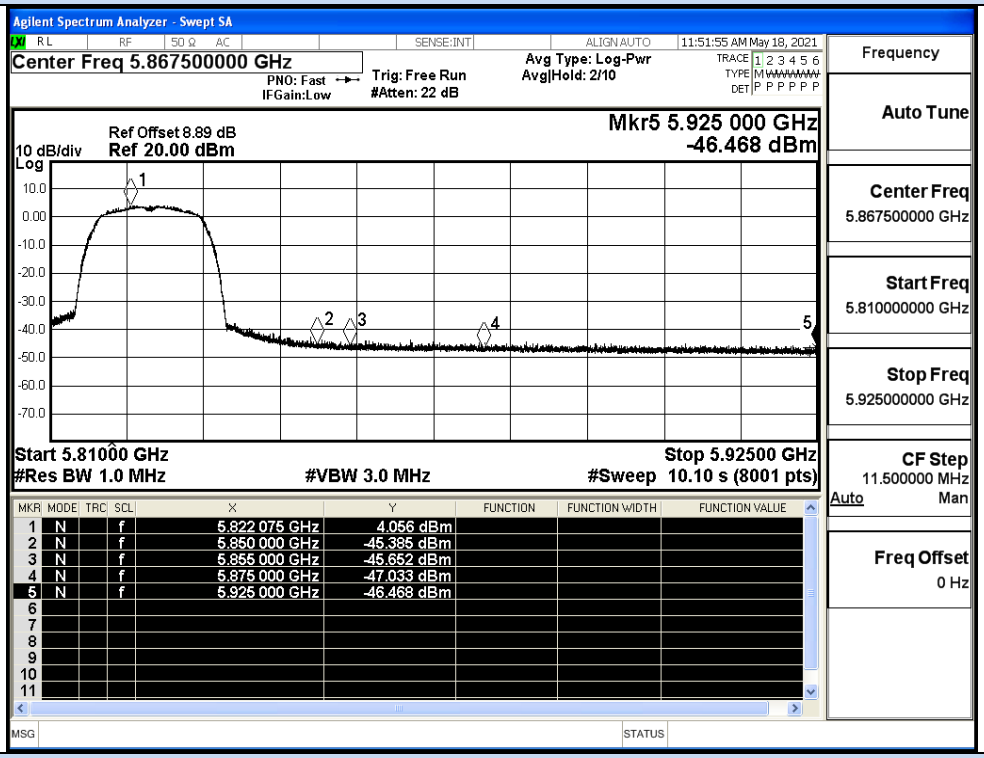


IEEE 802.11a / Channel 165 / 5825MHz / Peak

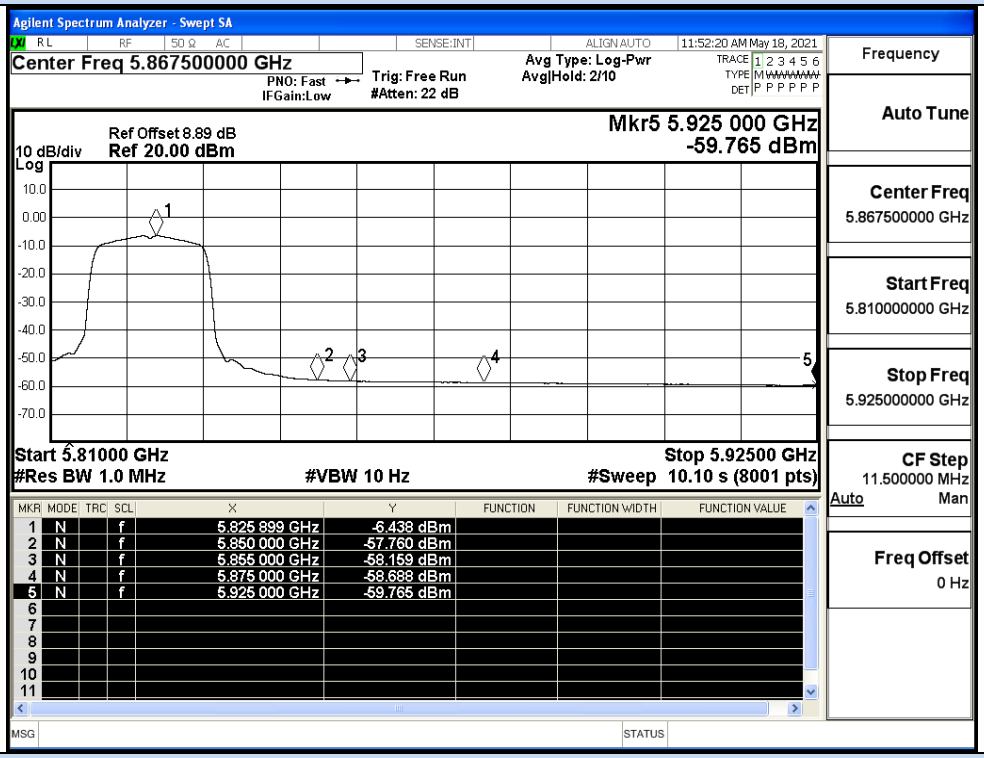


IEEE 802.11a / Channel 165 / 5825MHz / Average

## Undesirable Emissions Measurement

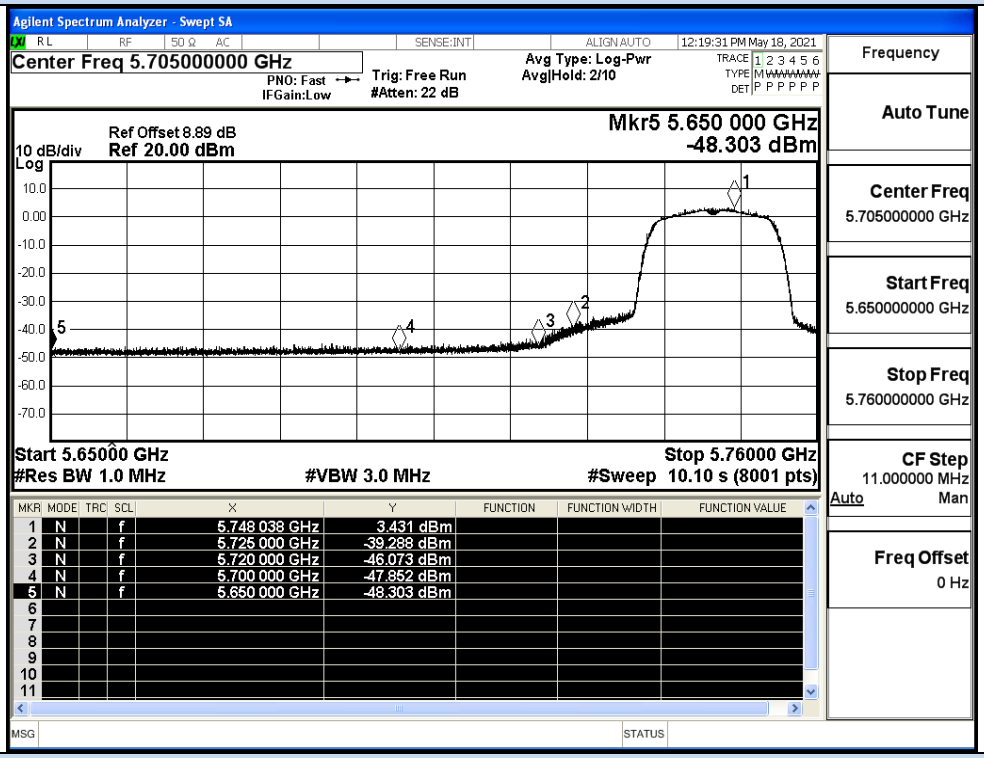


## IEEE 802.11n20 / Channel 149 / 5745MHz / Peak

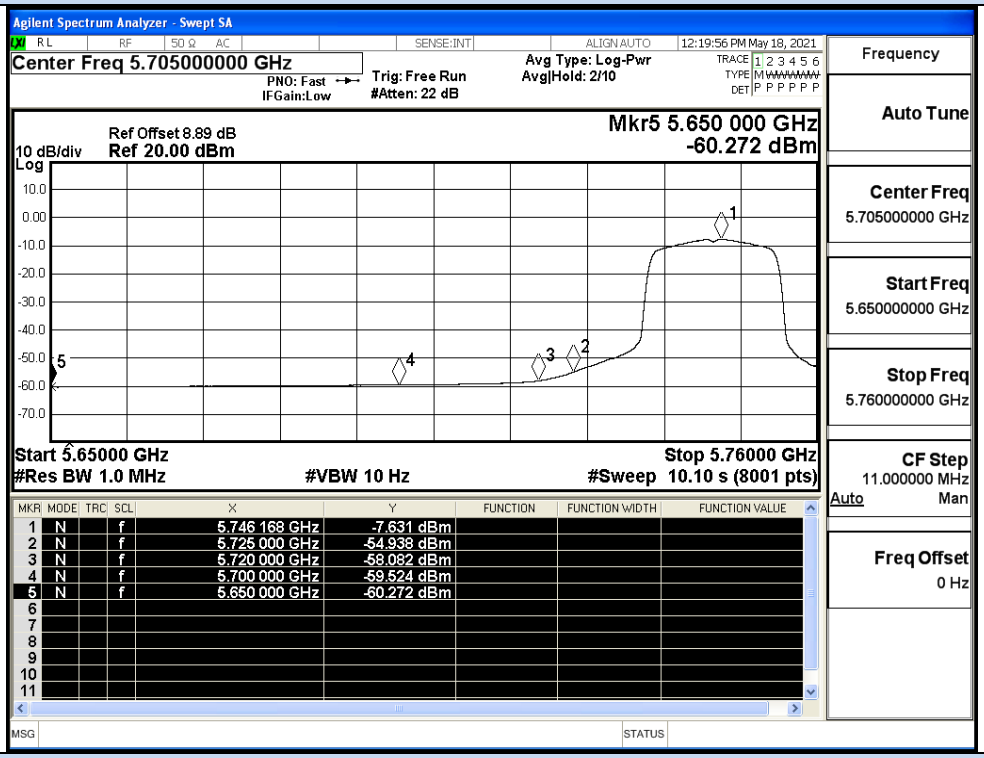


## IEEE 802.11n20 / Channel 149 / 5745MHz / Average

## Undesirable Emissions Measurement

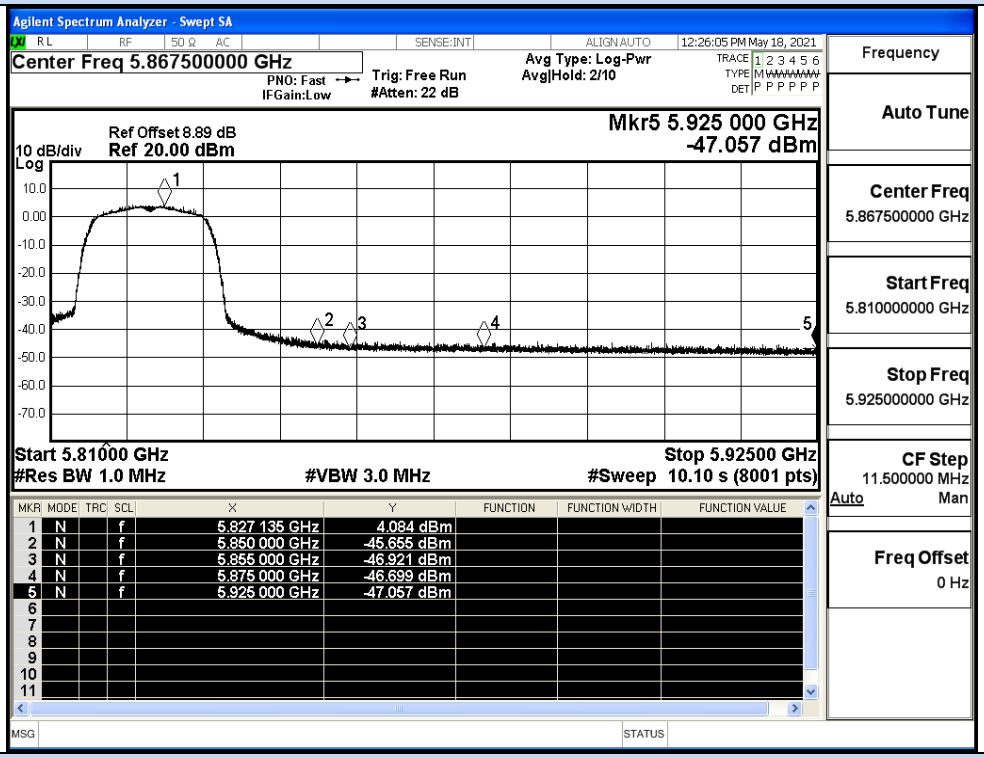


IEEE 802.11n20 / Channel 165 / 5825MHz / Peak

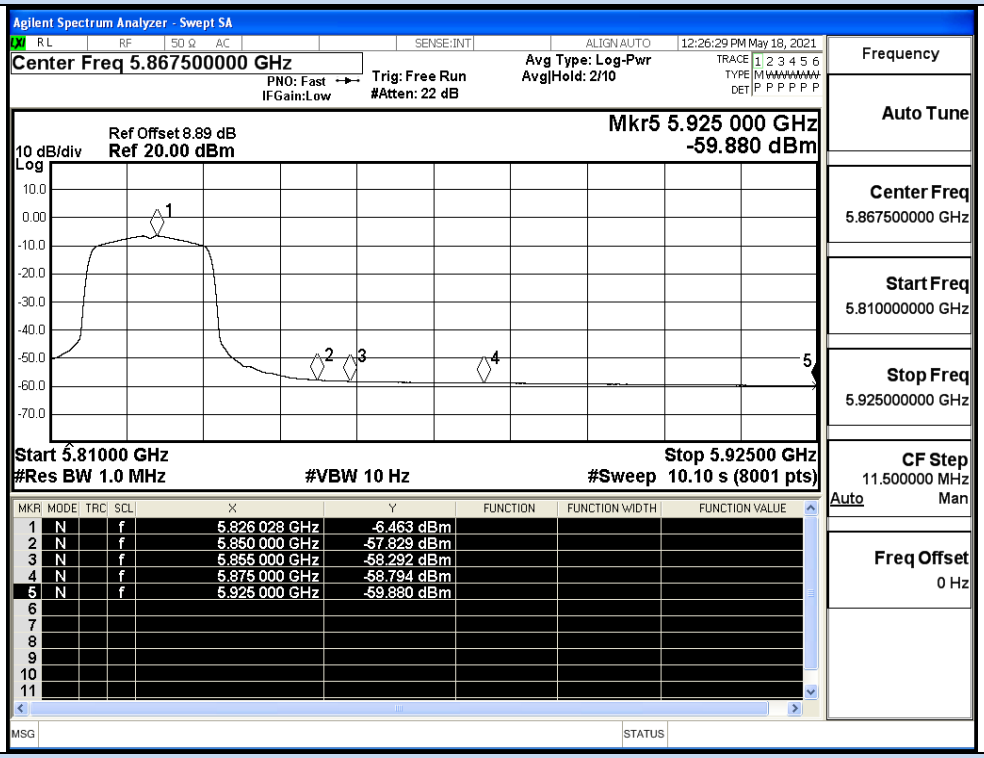


IEEE 802.11n20 / Channel 165 / 5825MHz / Average

## Undesirable Emissions Measurement

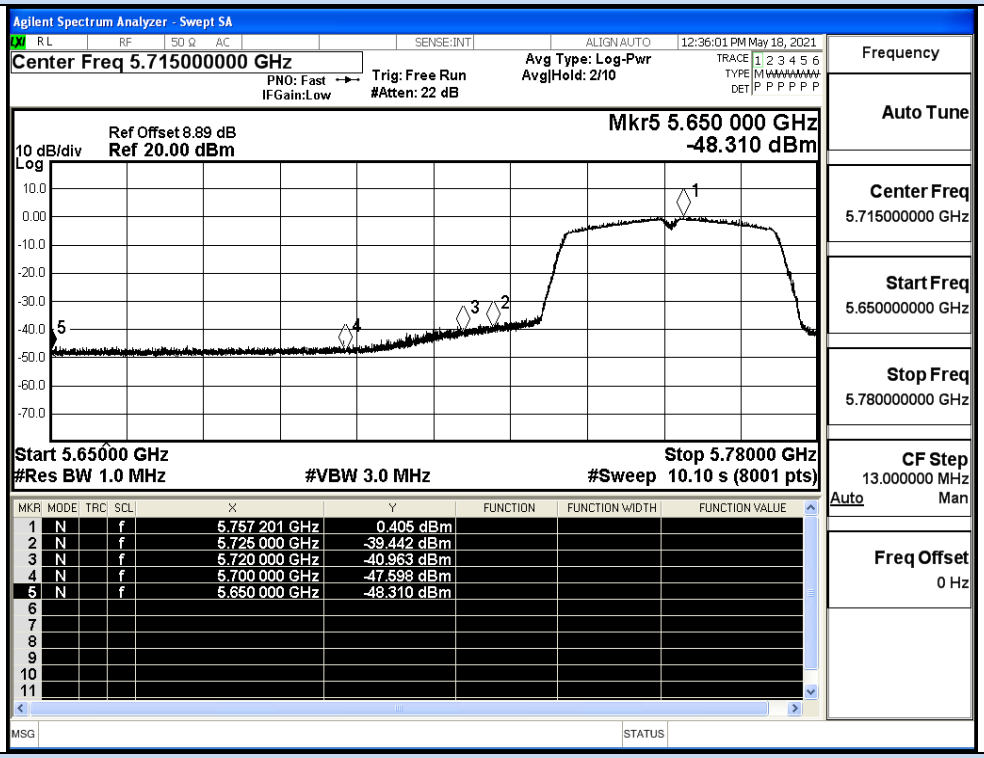


IEEE 802.11n40 / Channel 151 / 5755MHz / Peak

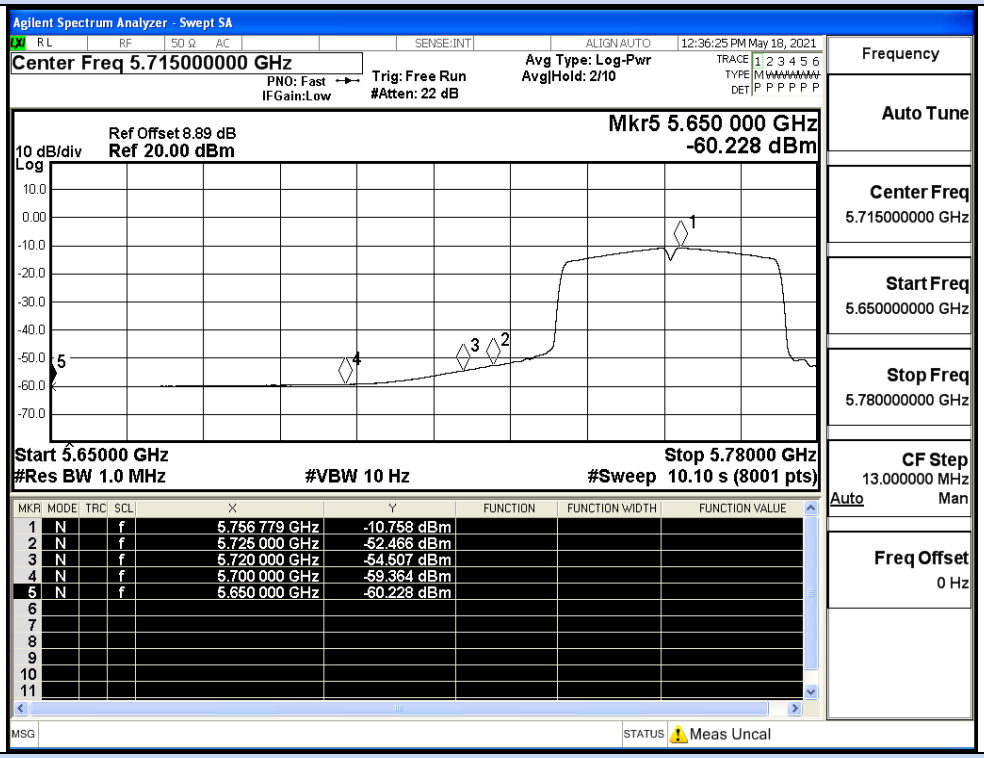


IEEE 802.11n40 / Channel 151 / 5755MHz / Average

## Undesirable Emissions Measurement

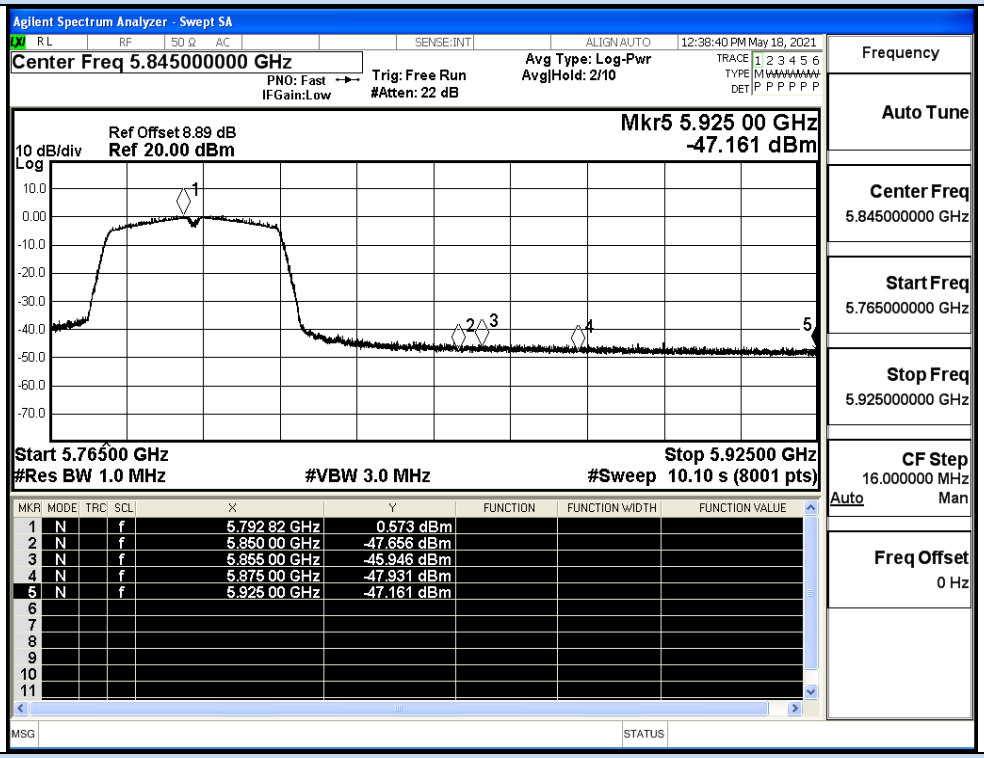


IEEE 802.11n40 / Channel 159 / 5795MHz / Peak

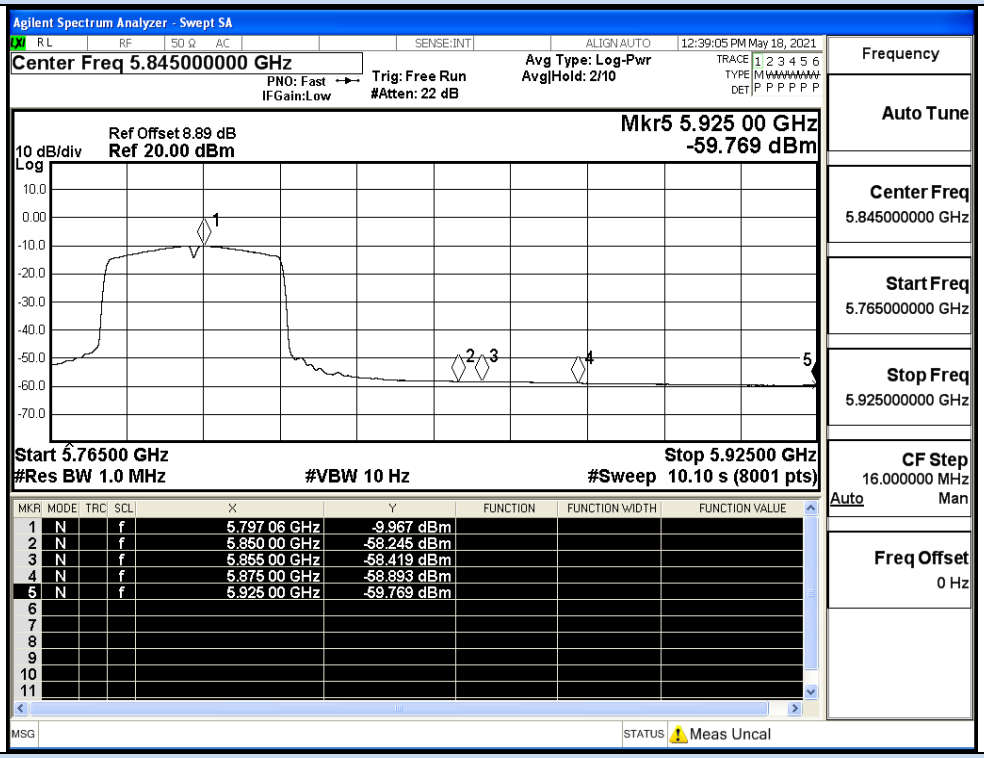


IEEE 802.11n40 / Channel 159 / 5795MHz / Average

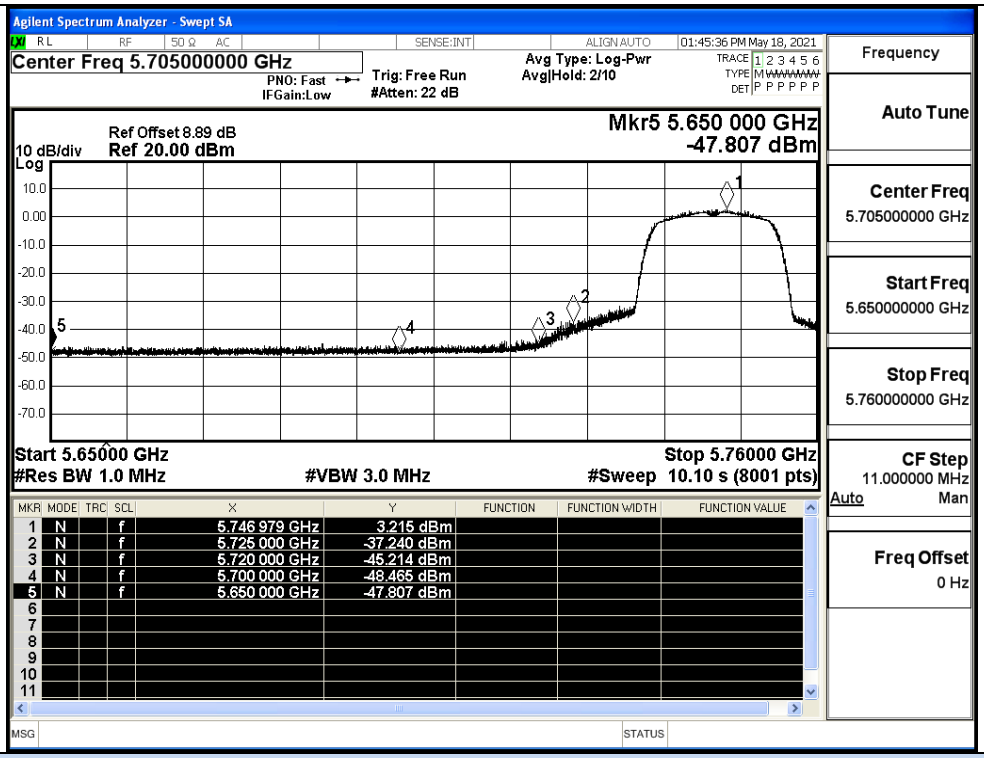


IEEE 802.11ac20 / Channel 149 / 5745MHz / Peak

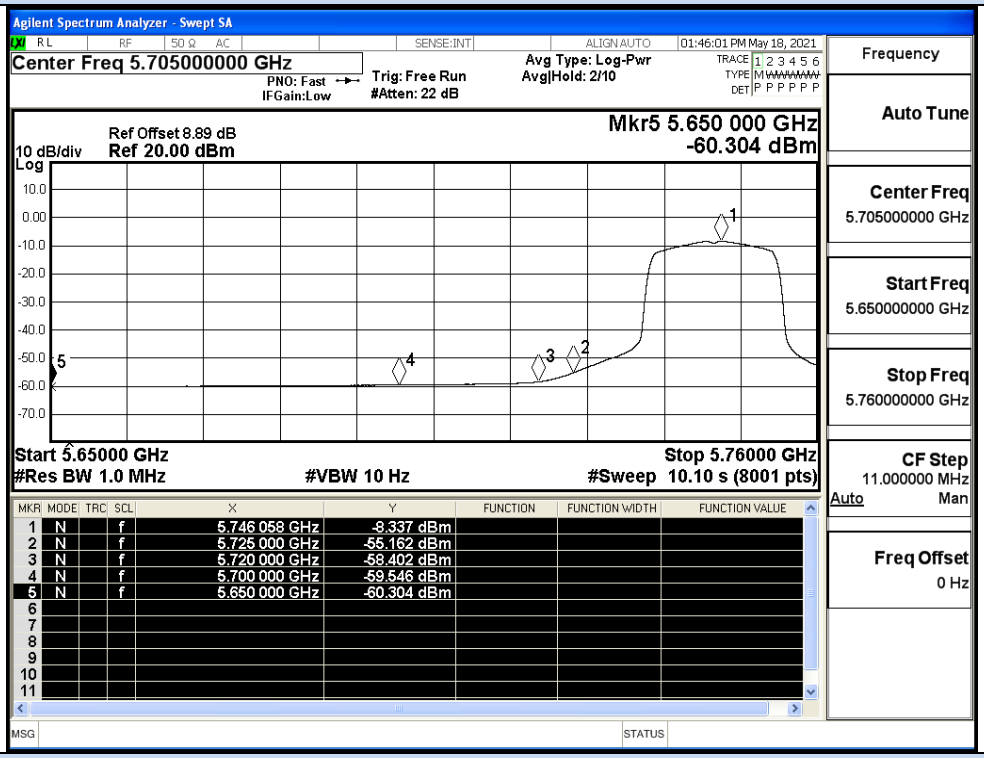


IEEE 802.11ac20 / Channel 149 / 5745MHz / Average

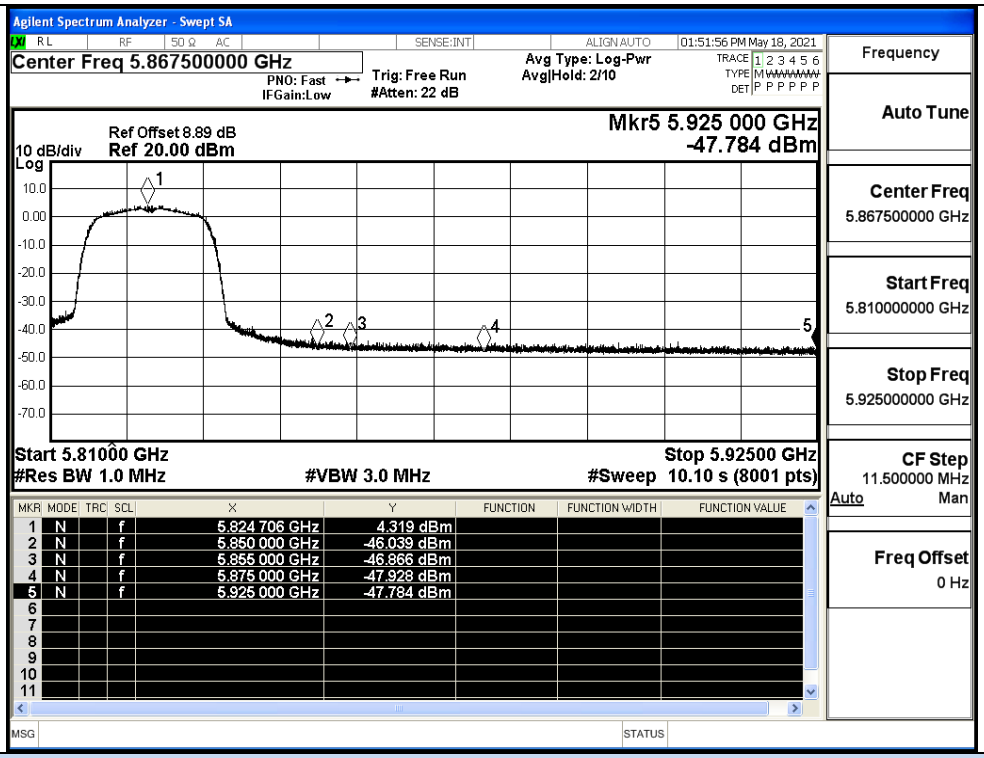


IEEE 802.11ac20 / Channel 165 / 5825MHz / Peak

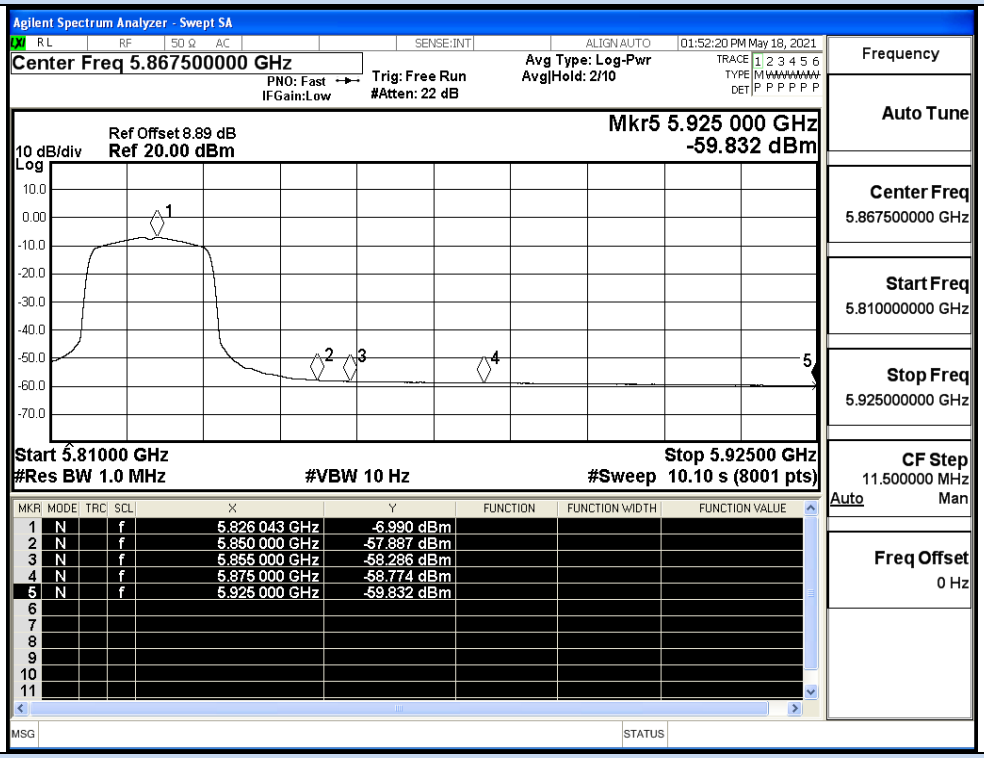


IEEE 802.11ac20 / Channel 165 / 5825MHz / Average

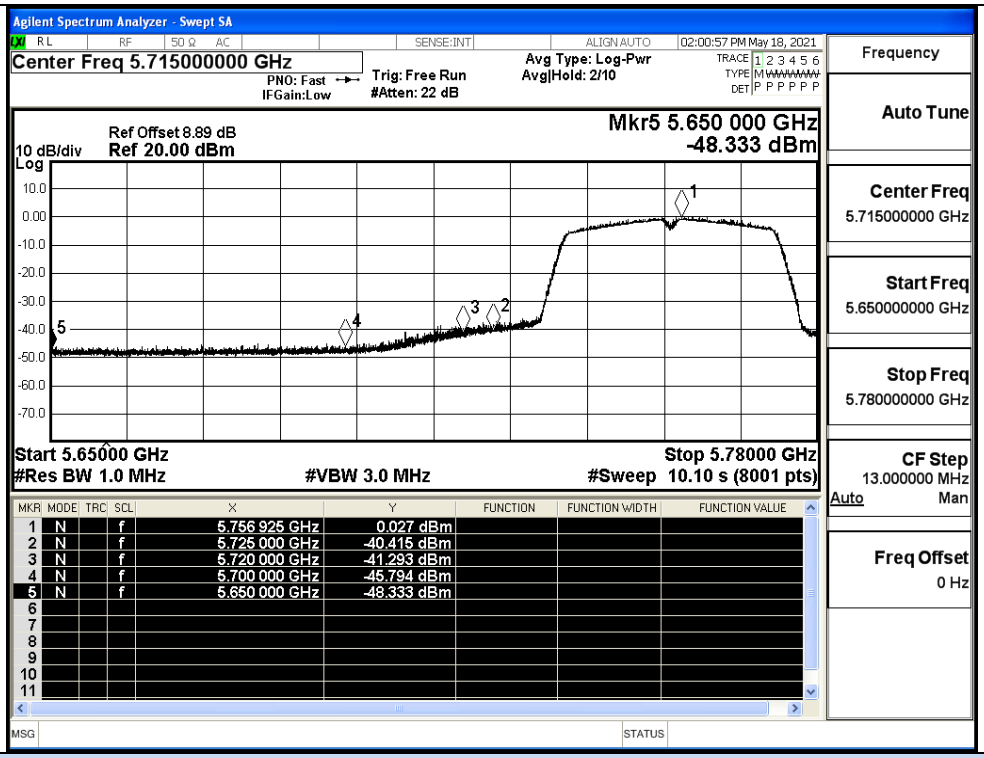


IEEE 802.11ac40 / Channel 151 / 5755MHz / Peak

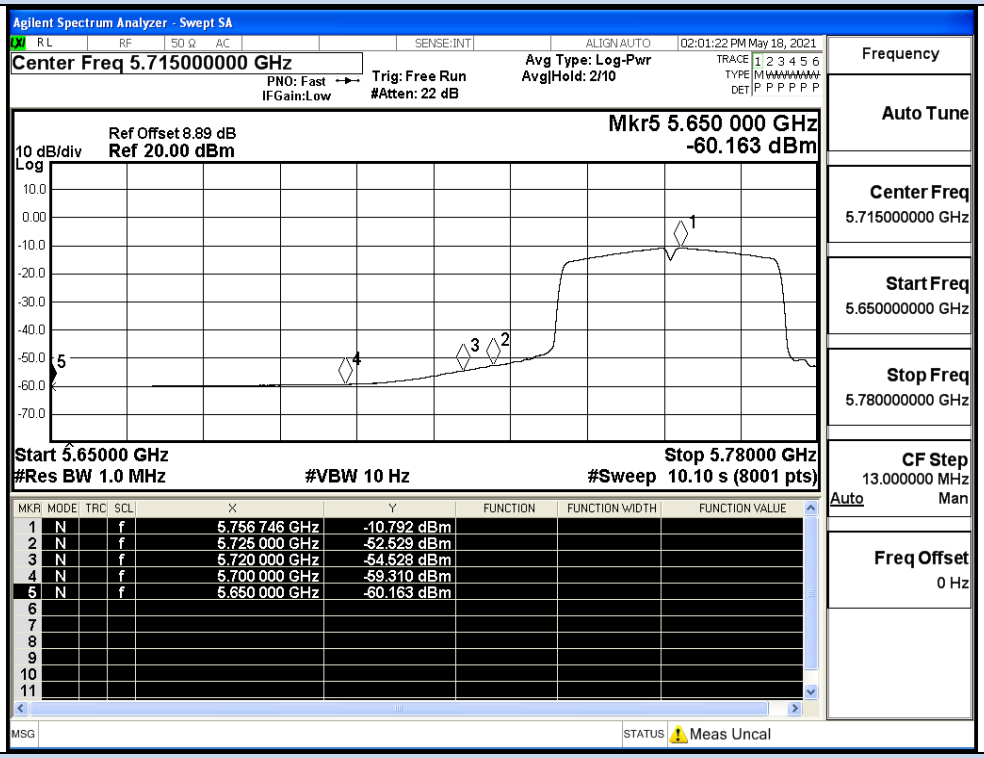


IEEE 802.11ac40 / Channel 151 / 5755MHz / Average

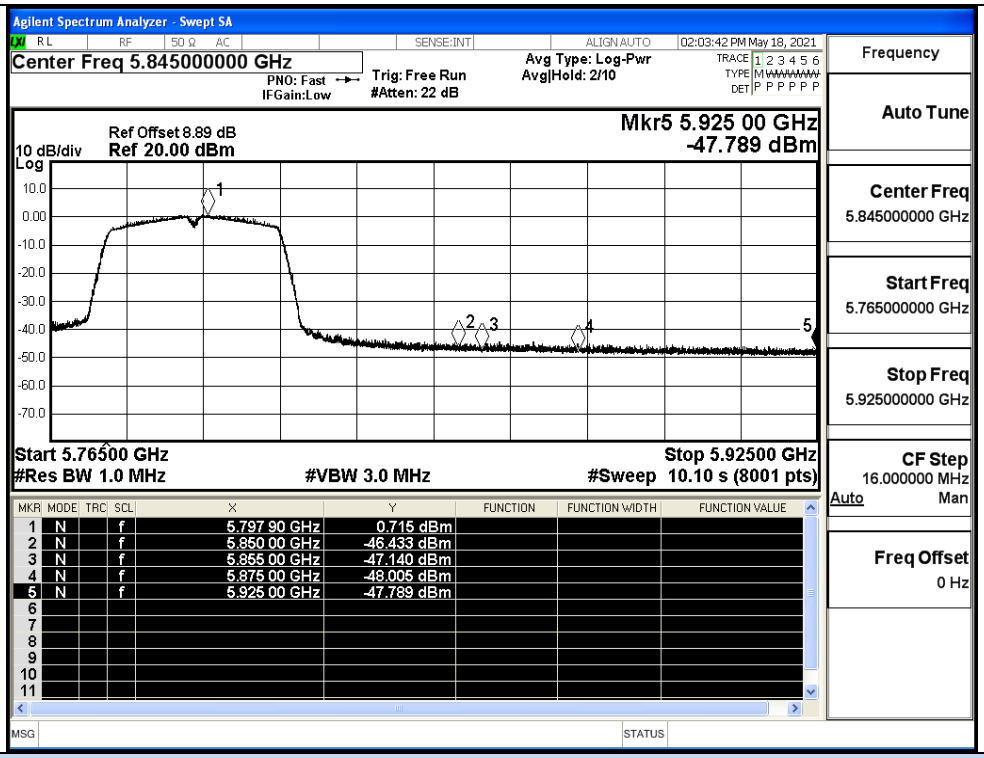


IEEE 802.11ac40 / Channel 159 / 5795MHz / Peak

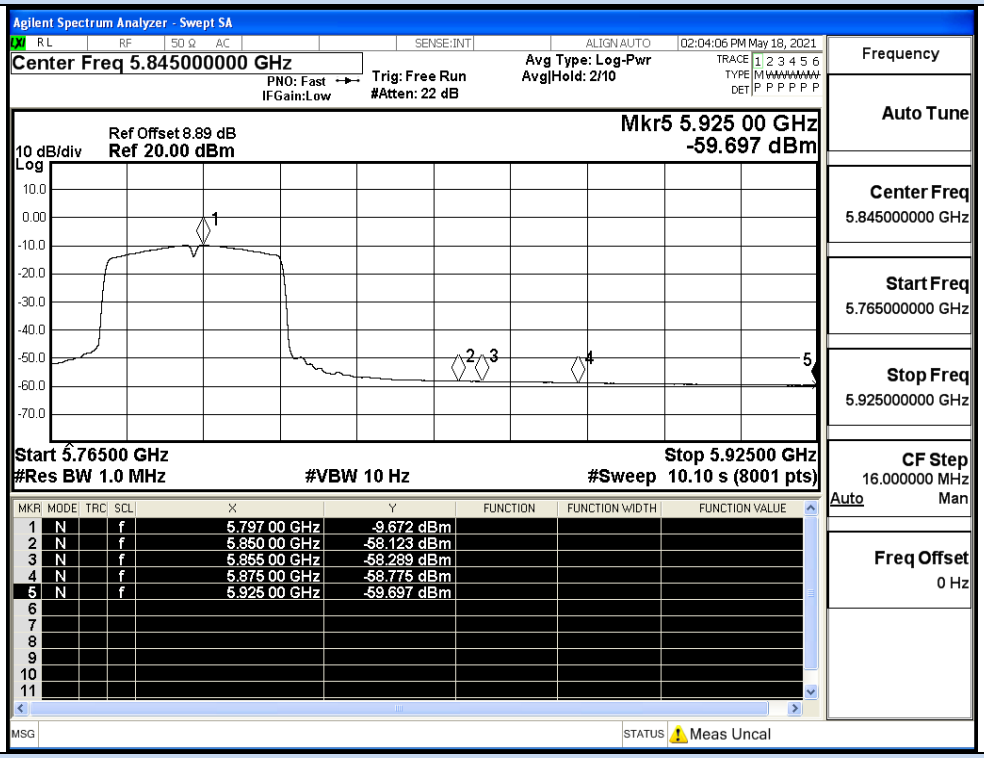


IEEE 802.11ac40 / Channel 159 / 5795MHz / Average

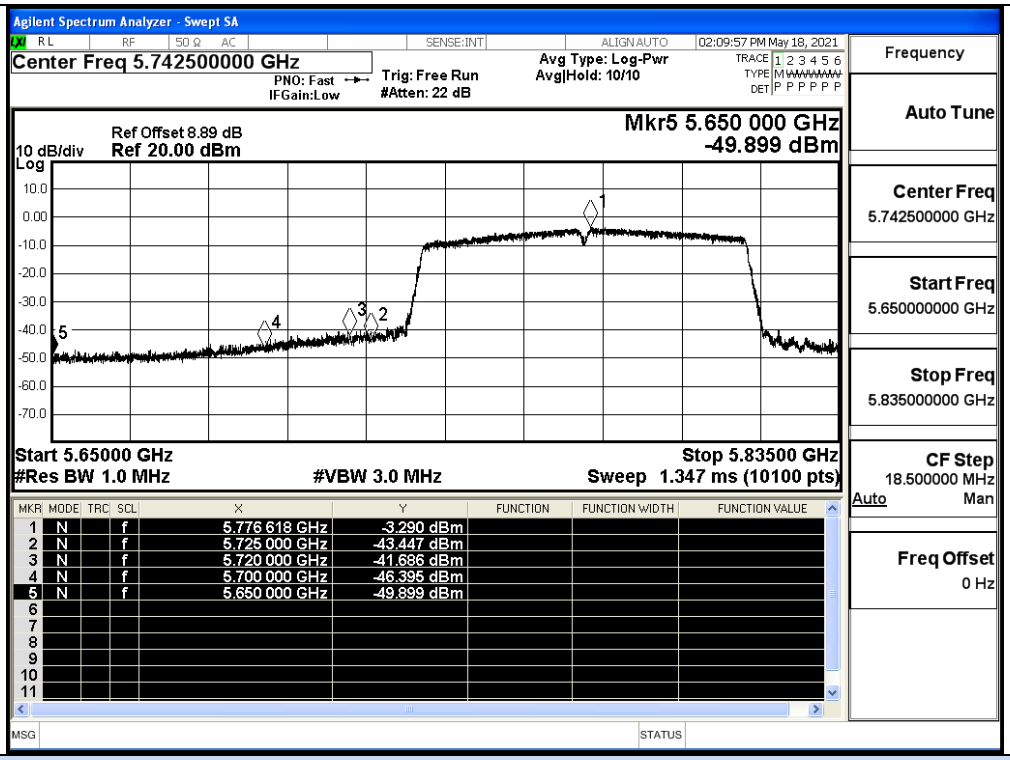


IEEE 802.11ac80 / Channel 155 / 5775MHz / Peak

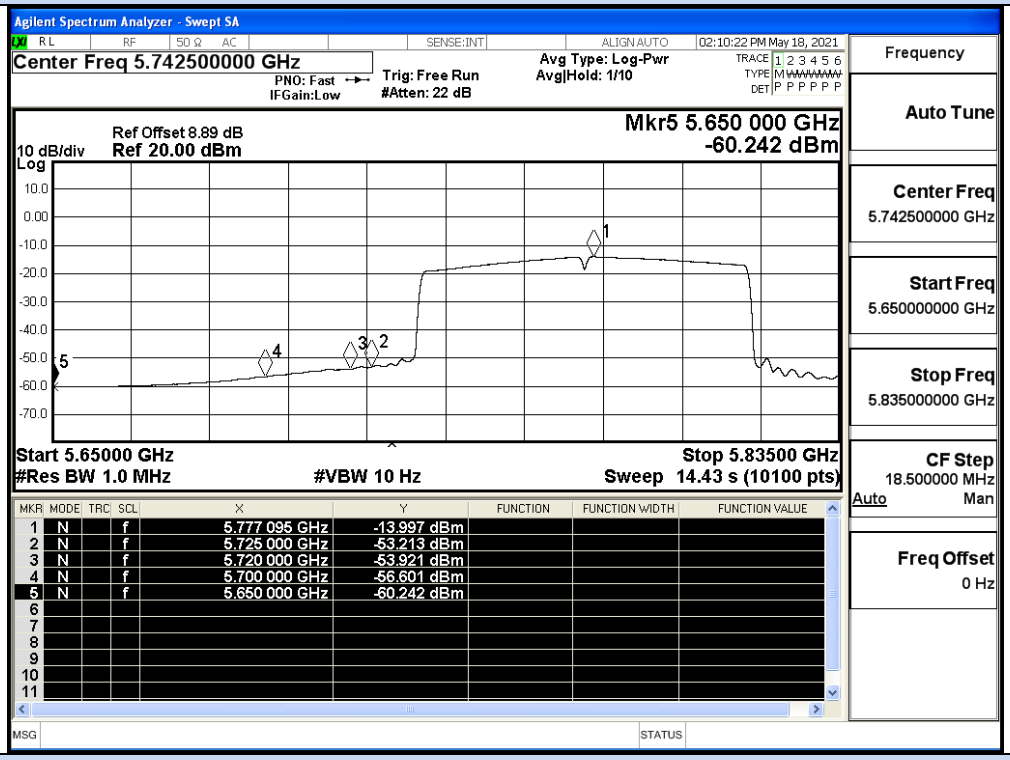


IEEE 802.11ac80 / Channel 155 / 5775MHz / Average

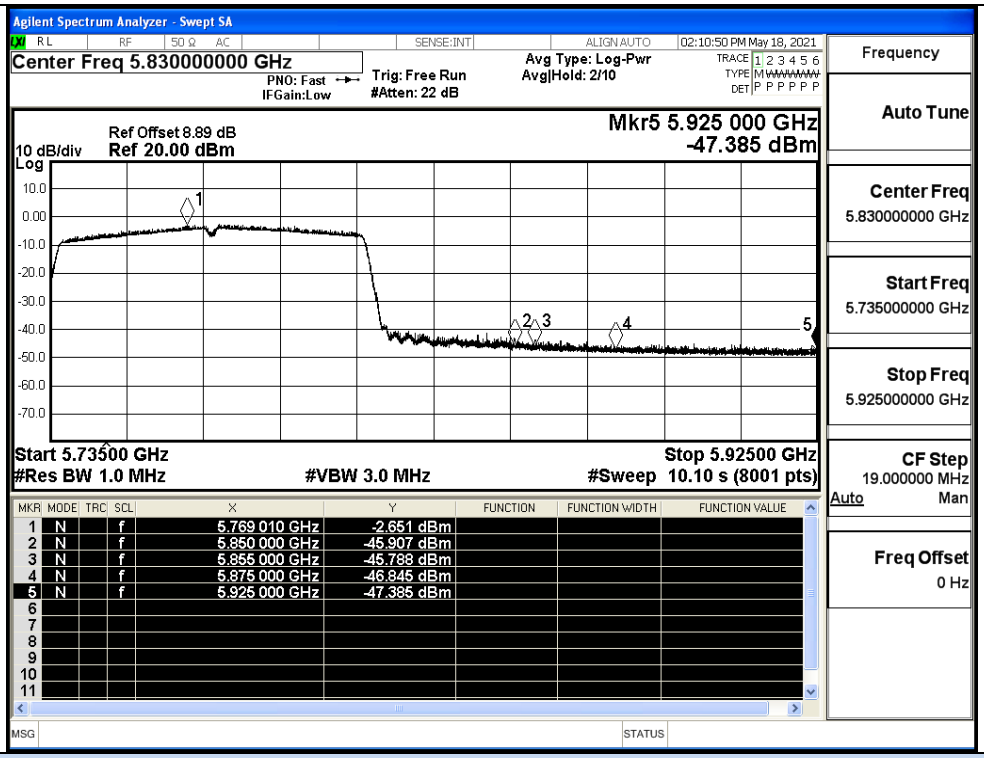


IEEE 802.11ac80 / Channel 155/ 5775MHz / Peak

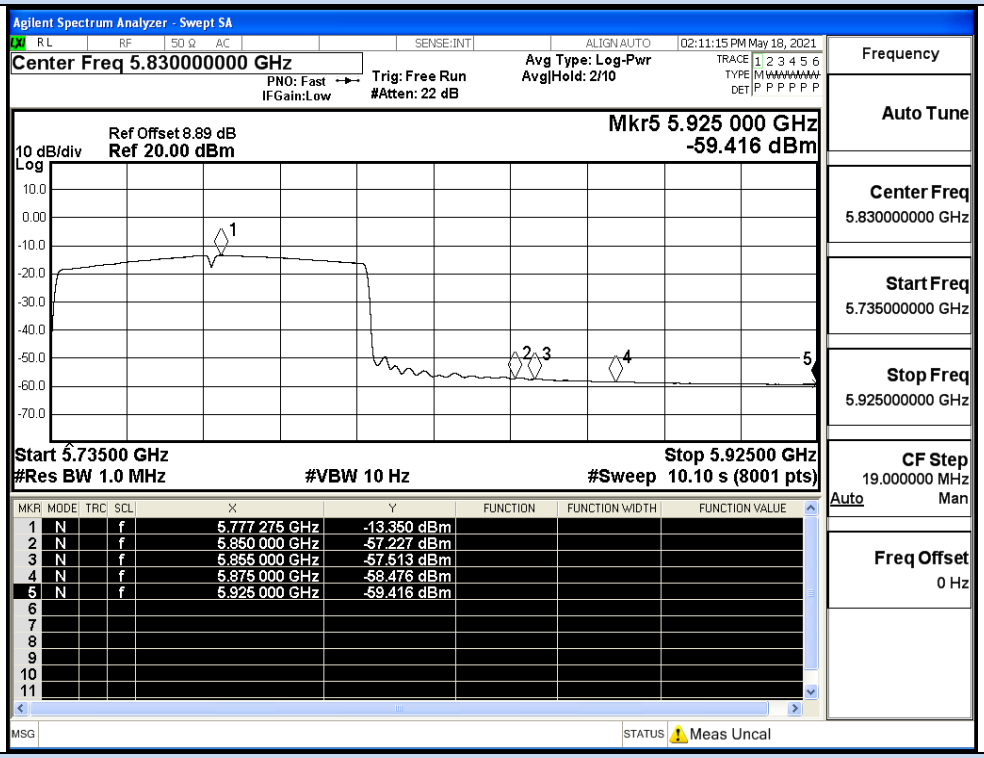


IEEE 802.11ac80 / Channel 155 / 5775MHz / Average

ANT1

| Test Mode | Channel | Frequency (MHz) | Conducted Power (dBm) | Antenna Gain (dBi) | EIRP (dBm/MHz) | Detector | Limit (dBm/MHz) | Verdict |
|---|---|---|---|---|---|---|---|---|
| 11A | 149 | 5650.0 | -47.66 | 3.0 | -44.66 | Peak | -27.0 | Pass |
| | | 5650.0 | -60.27 | 3.0 | -57.27 | Average | -27.0 | Pass |
| | | 5700.0 | -47.68 | 3.0 | -44.68 | Peak | 10 | Pass |
| | | 5700.0 | -59.53 | 3.0 | -56.53 | Average | 10 | Pass |
| | | 5720.0 | -45.42 | 3.0 | -42.42 | Peak | 15.6 | Pass |
| | | 5720.0 | -58.75 | 3.0 | -55.75 | Average | 15.6 | Pass |
| | | 5725.0 | -40.65 | 3.0 | -37.65 | Peak | 27.0 | Pass |
| | | 5725.0 | -56.03 | 3.0 | -53.03 | Average | 27.0 | Pass |
| | 165 | 5850.0 | -44.71 | 3.0 | -41.71 | Peak | 27.0 | Pass |
| | | 5850.0 | -57.81 | 3.0 | -54.81 | Average | 27.0 | Pass |
| | | 5855.0 | -46.17 | 3.0 | -43.17 | Peak | 15.6 | Pass |
| | | 5855.0 | -58.14 | 3.0 | -55.14 | Average | 15.6 | Pass |
| | | 5875.0 | -46.66 | 3.0 | -43.66 | Peak | 10 | Pass |
| | | 5875.0 | -58.68 | 3.0 | -55.68 | Average | 10 | Pass |
| | | 5925.0 | -47.16 | 3.0 | -44.16 | Peak | -27.0 | Pass |
| | | 5925.0 | -59.81 | 3.0 | -56.81 | Average | -27.0 | Pass |
| 11N20 SISO | 149 | 5650.0 | -47.49 | 3.0 | -44.49 | Peak | -27.0 | Pass |
| | | 5650.0 | -60.30 | 3.0 | -57.30 | Average | -27.0 | Pass |
| | | 5700.0 | -48.00 | 3.0 | -45.00 | Peak | 10 | Pass |
| | | 5700.0 | -58.42 | 3.0 | -55.42 | Average | 10 | Pass |
| | | 5720.0 | -46.55 | 3.0 | -43.55 | Peak | 15.6 | Pass |
| | | 5720.0 | -59.51 | 3.0 | -56.51 | Average | 15.6 | Pass |
| | | 5725.0 | -40.81 | 3.0 | -37.81 | Peak | 27.0 | Pass |
| | | 5725.0 | -55.33 | 3.0 | -52.33 | Average | 27.0 | Pass |
| | 165 | 5850.0 | -44.18 | 3.0 | -41.18 | Peak | 27.0 | Pass |
| | | 5850.0 | -57.75 | 3.0 | -54.75 | Average | 27.0 | Pass |
| | | 5855.0 | -46.47 | 3.0 | -43.47 | Peak | 15.6 | Pass |
| | | 5855.0 | -58.19 | 3.0 | -55.19 | Average | 15.6 | Pass |
| | | 5875.0 | -46.00 | 3.0 | -43.00 | Peak | 10 | Pass |
| | | 5875.0 | -58.69 | 3.0 | -55.69 | Average | 10 | Pass |
| | | 5925.0 | -46.40 | 3.0 | -43.40 | Peak | -27.0 | Pass |
| | | 5925.0 | -59.79 | 3.0 | -56.79 | Average | -27.0 | Pass |

| Test Mode | Channel | Frequency (MHz) | Conducted Power (dBm) | Antenna Gain (dBi) | EIRP (dBm/MHz) | Detector | Limit (dBm/MHz) | Verdict |
|---|---|---|---|---|---|---|---|---|
| 11N40 SISO | 151 | 5650.0 | -48.42 | 3.0 | -45.42 | Peak | -27.0 | Pass |
| | | 5650.0 | -60.15 | 3.0 | -57.15 | Average | -27.0 | Pass |
| | | 5700.0 | -47.60 | 3.0 | -44.60 | Peak | 10 | Pass |
| | | 5700.0 | -59.24 | 3.0 | -56.24 | Average | 10 | Pass |
| | | 5720.0 | -40.83 | 3.0 | -37.83 | Peak | 15.6 | Pass |
| | | 5720.0 | -54.19 | 3.0 | -51.19 | Average | 15.6 | Pass |
| | | 5725.0 | -39.49 | 3.0 | -36.49 | Peak | 27.0 | Pass |
| | | 5725.0 | -52.08 | 3.0 | -49.08 | Average | 27.0 | Pass |
| | 159 | 5850.0 | -46.81 | 3.0 | -43.81 | Peak | 27.0 | Pass |
| | | 5850.0 | -57.99 | 3.0 | -54.99 | Average | 27.0 | Pass |
| | | 5855.0 | -46.27 | 3.0 | -43.27 | Peak | 15.6 | Pass |
| | | 5855.0 | -58.13 | 3.0 | -55.13 | Average | 15.6 | Pass |
| | | 5875.0 | -46.66 | 3.0 | -43.66 | Peak | 10 | Pass |
| | | 5875.0 | -58.68 | 3.0 | -55.68 | Average | 10 | Pass |
| | | 5925.0 | -48.54 | 3.0 | -45.54 | Peak | -27.0 | Pass |
| | | 5925.0 | -59.58 | 3.0 | -56.58 | Average | -27.0 | Pass |
| 11AC20 SISO | 149 | 5650.0 | -47.42 | 3.0 | -44.42 | Peak | -27.0 | Pass |
| | | 5650.0 | -60.25 | 3.0 | -57.25 | Average | -27.0 | Pass |
| | | 5700.0 | -47.57 | 3.0 | -44.57 | Peak | 10 | Pass |
| | | 5700.0 | -58.16 | 3.0 | -55.16 | Average | 10 | Pass |
| | | 5720.0 | -46.19 | 3.0 | -43.19 | Peak | 15.6 | Pass |
| | | 5720.0 | -59.49 | 3.0 | -56.49 | Average | 15.6 | Pass |
| | | 5725.0 | -40.63 | 3.0 | -37.63 | Peak | 27.0 | Pass |
| | | 5725.0 | -54.98 | 3.0 | -51.98 | Average | 27.0 | Pass |
| | 165 | 5850.0 | -45.78 | 3.0 | -42.78 | Peak | 27.0 | Pass |
| | | 5850.0 | -57.54 | 3.0 | -54.54 | Average | 27.0 | Pass |
| | | 5855.0 | -45.00 | 3.0 | -42.00 | Peak | 15.6 | Pass |
| | | 5855.0 | -58.02 | 3.0 | -55.02 | Average | 15.6 | Pass |
| | | 5875.0 | -46.61 | 3.0 | -43.61 | Peak | 10 | Pass |

| | | | | | | | | |
|---|---|---|---|---|---|---|---|---|
| | | 5875.0 | -58.57 | 3.0 | -55.57 | Average | 10 | Pass |
| | | 5925.0 | -46.91 | 3.0 | -43.91 | Peak | -27.0 | Pass |
| | | 5925.0 | -59.64 | 3.0 | -56.64 | Average | -27.0 | Pass |
| 11AC40 SISO | 151 | 5650.0 | -48.20 | 3.0 | -45.20 | Peak | -27.0 | Pass |
| | | 5650.0 | -60.22 | 3.0 | -57.22 | Average | -27.0 | Pass |
| | | 5700.0 | -46.38 | 3.0 | -43.38 | Peak | 10 | Pass |
| | | 5700.0 | -59.20 | 3.0 | -56.20 | Average | 10 | Pass |
| | | 5720.0 | -40.68 | 3.0 | -37.68 | Peak | 15.6 | Pass |
| | | 5720.0 | -53.74 | 3.0 | -50.74 | Average | 15.6 | Pass |
| | | 5725.0 | -38.53 | 3.0 | -35.53 | Peak | 27.0 | Pass |
| | | 5725.0 | -51.65 | 3.0 | -48.65 | Average | 27.0 | Pass |
| | 159 | 5850.0 | -46.92 | 3.0 | -43.92 | Peak | 27.0 | Pass |
| | | 5850.0 | -58.03 | 3.0 | -55.03 | Average | 27.0 | Pass |
| | | 5855.0 | -46.65 | 3.0 | -43.65 | Peak | 15.6 | Pass |
| | | 5855.0 | -58.17 | 3.0 | -55.17 | Average | 15.6 | Pass |
| | | 5875.0 | -48.01 | 3.0 | -45.01 | Peak | 10 | Pass |
| | | 5875.0 | -58.69 | 3.0 | -55.69 | Average | 10 | Pass |
| | | 5925.0 | -46.66 | 3.0 | -43.66 | Peak | -27.0 | Pass |
| | | 5925.0 | -59.69 | 3.0 | -56.69 | Average | -27.0 | Pass |
| 11AC80 SISO | 155 | 5725.0 | -43.73 | 3.0 | -40.73 | Peak | 27.0 | Pass |
| | | 5720.0 | -46.69 | 3.0 | -43.69 | Peak | 15.6 | Pass |
| | | 5700.0 | -46.94 | 3.0 | -43.94 | Peak | 10 | Pass |
| | | 5650.0 | -48.68 | 3.0 | -45.68 | Peak | -27.0 | Pass |
| | | 5725.0 | -57.05 | 3.0 | -54.05 | Average | 27.0 | Pass |
| | | 5720.0 | -57.36 | 3.0 | -54.36 | Average | 15.6 | Pass |
| | | 5700.0 | -58.42 | 3.0 | -55.42 | Average | 10 | Pass |
| | | 5650.0 | -59.38 | 3.0 | -56.38 | Average | -27.0 | Pass |
| | | 5850.0 | -43.73 | 3.0 | -40.73 | Peak | 27.0 | Pass |
| | | 5855.0 | -46.69 | 3.0 | -43.69 | Peak | 15.6 | Pass |
| | | 5875.0 | -46.94 | 3.0 | -43.94 | Peak | 10 | Pass |
| | | 5925.0 | -48.68 | 3.0 | -45.68 | Peak | -27.0 | Pass |
| | | 5850.0 | -57.05 | 3.0 | -54.05 | Average | 27.0 | Pass |
| | | 5855.0 | -57.36 | 3.0 | -54.36 | Average | 15.6 | Pass |
| | | 5875.0 | -58.42 | 3.0 | -55.42 | Average | 10 | Pass |
| | | 5925.0 | -59.38 | 3.0 | -56.38 | Average | -27.0 | Pass |

Undesirable Emissions Measurement

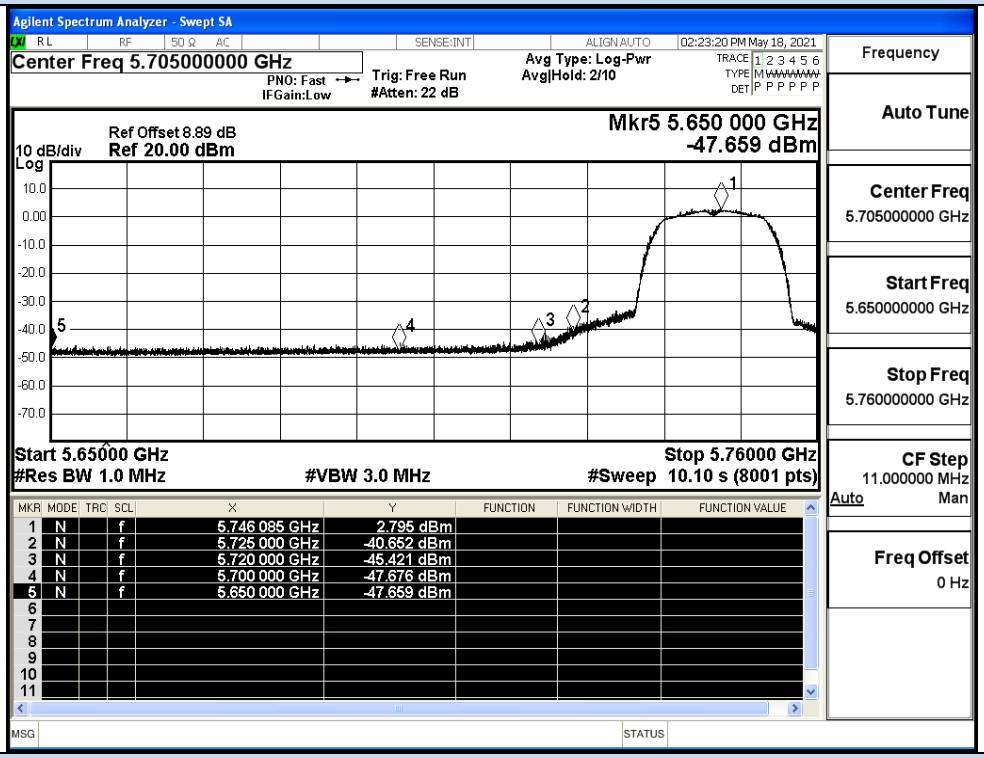


IEEE 802.11a / Channel 149 / 5745MHz / Peak

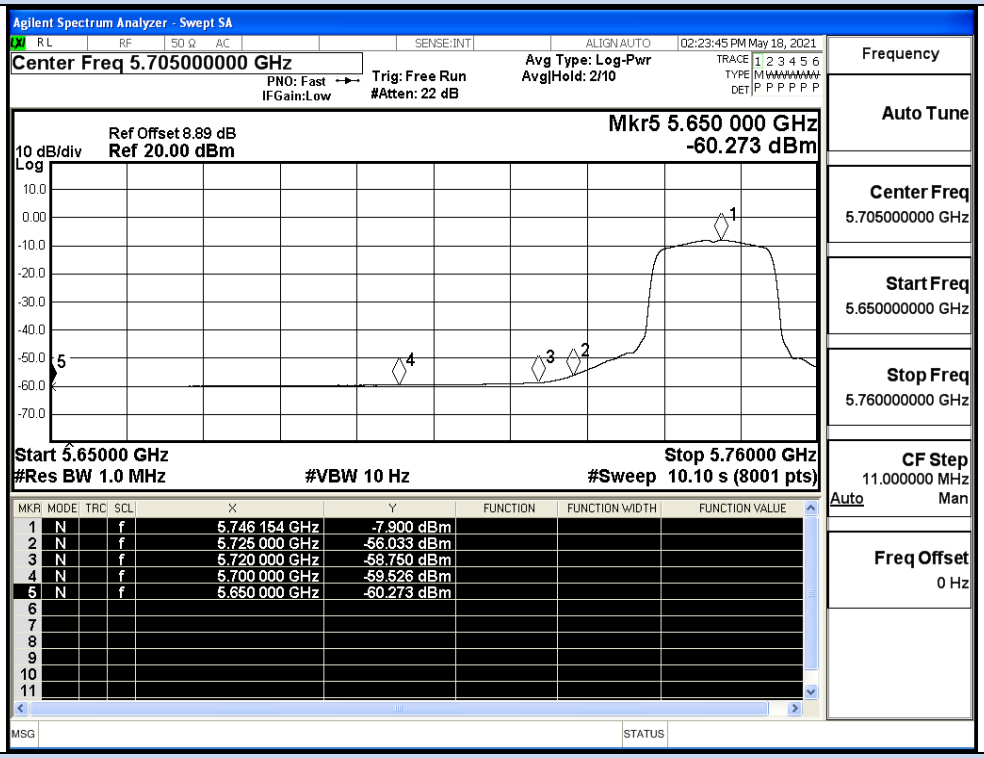


IEEE 802.11a / Channel 148 / 5745MHz / Average

## Undesirable Emissions Measurement

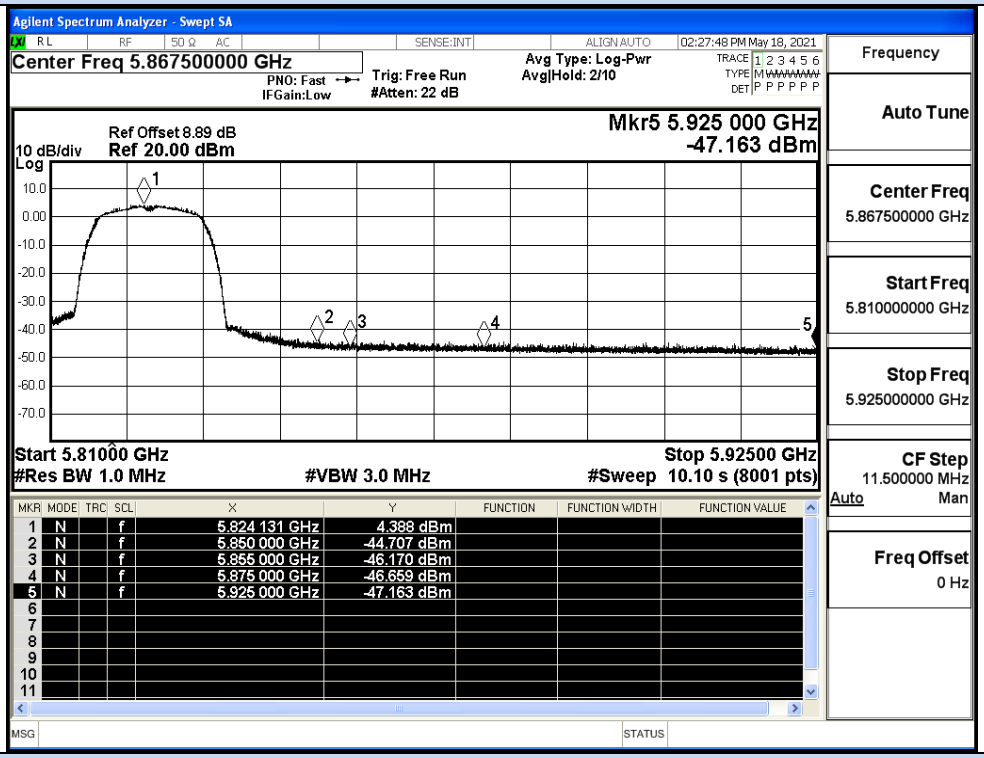


IEEE 802.11a / Channel 165 / 5825MHz / Peak

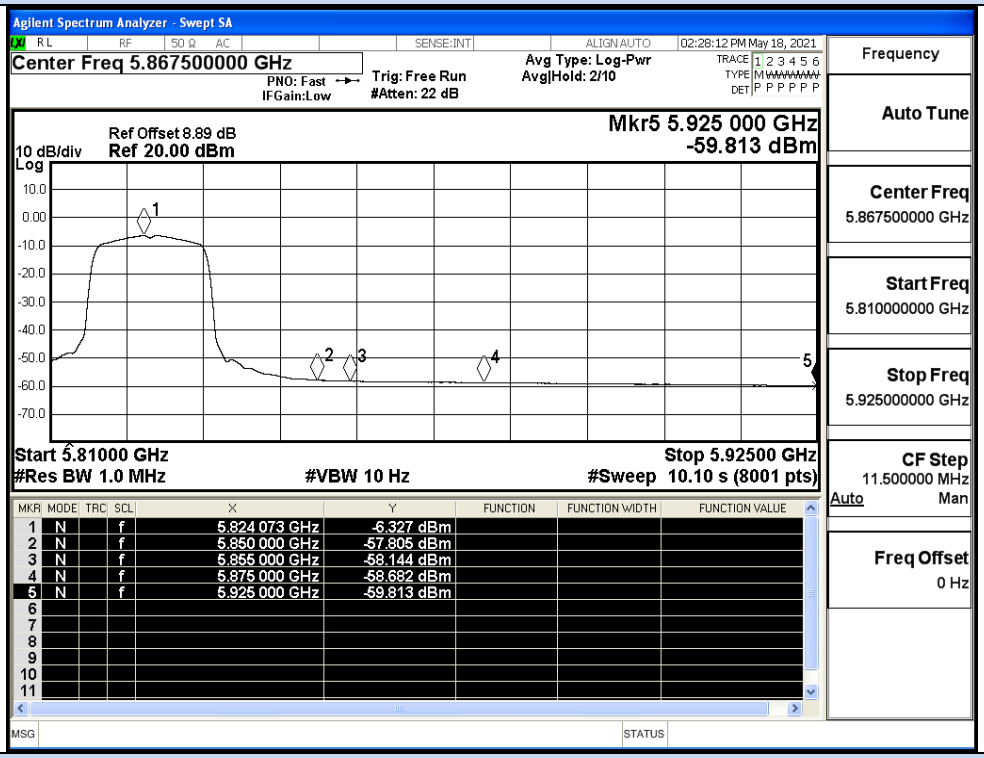


IEEE 802.11a / Channel 165 / 5825MHz / Average

## Undesirable Emissions Measurement

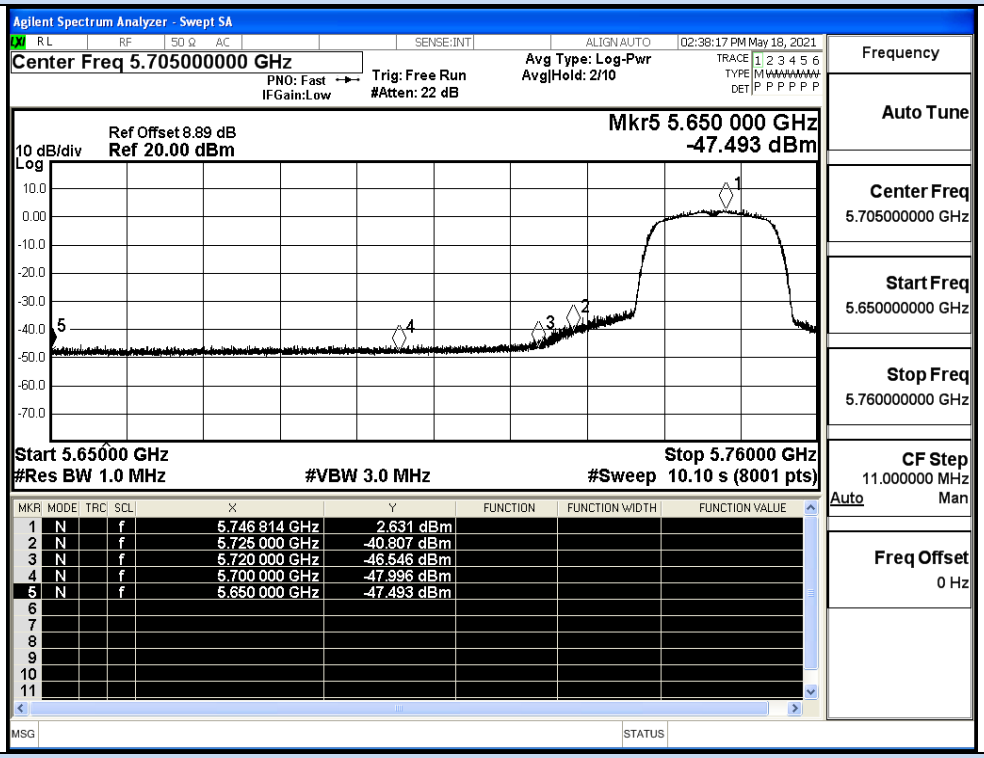


IEEE 802.11n20 / Channel 149 / 5745MHz / Peak

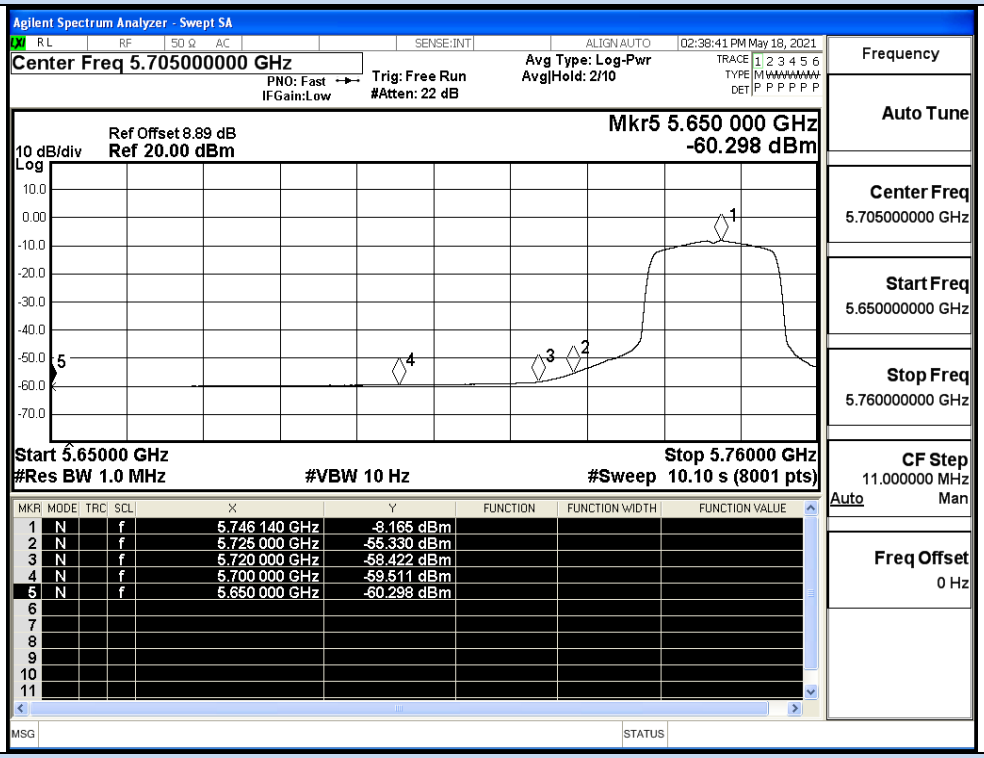


IEEE 802.11n20 / Channel 149 / 5745MHz / Average

Undesirable Emissions Measurement

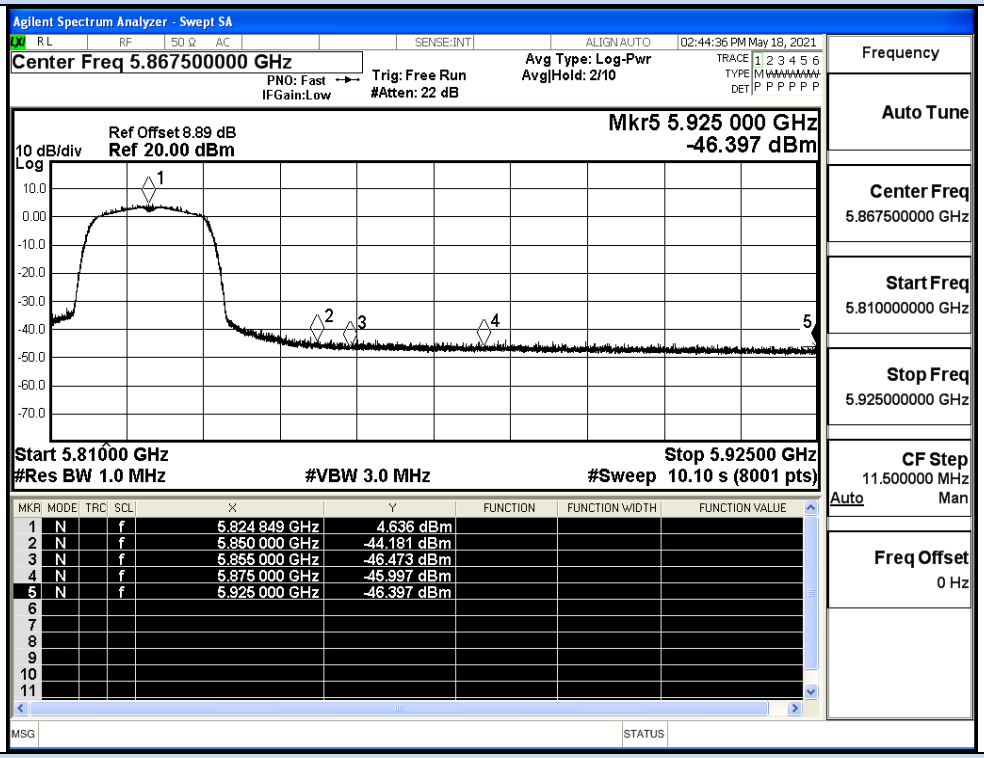


IEEE 802.11n20 / Channel 165 / 5825MHz / Peak

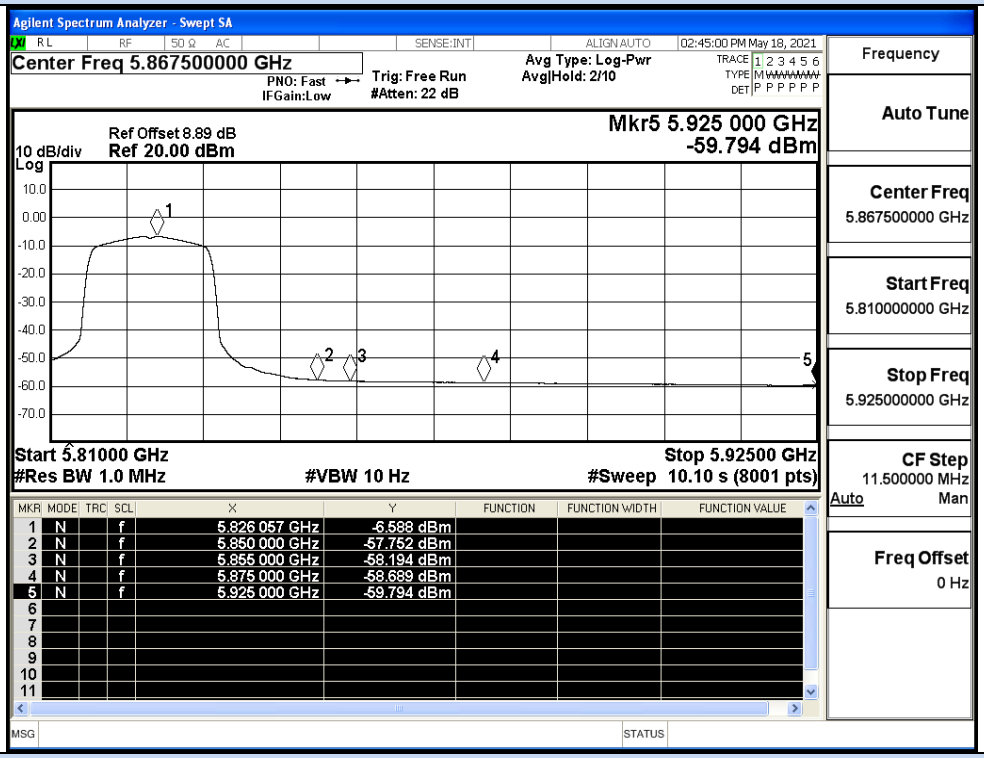


IEEE 802.11n20 / Channel 165 / 5825MHz / Average

Undesirable Emissions Measurement

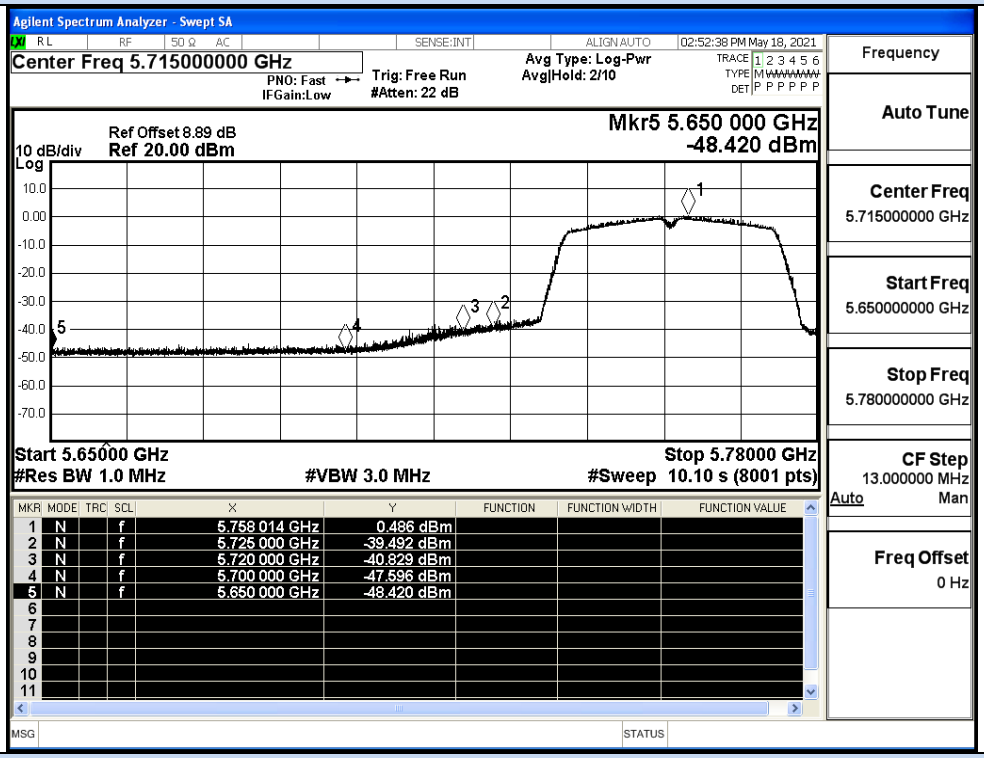


IEEE 802.11n40 / Channel 151 / 5755MHz / Peak

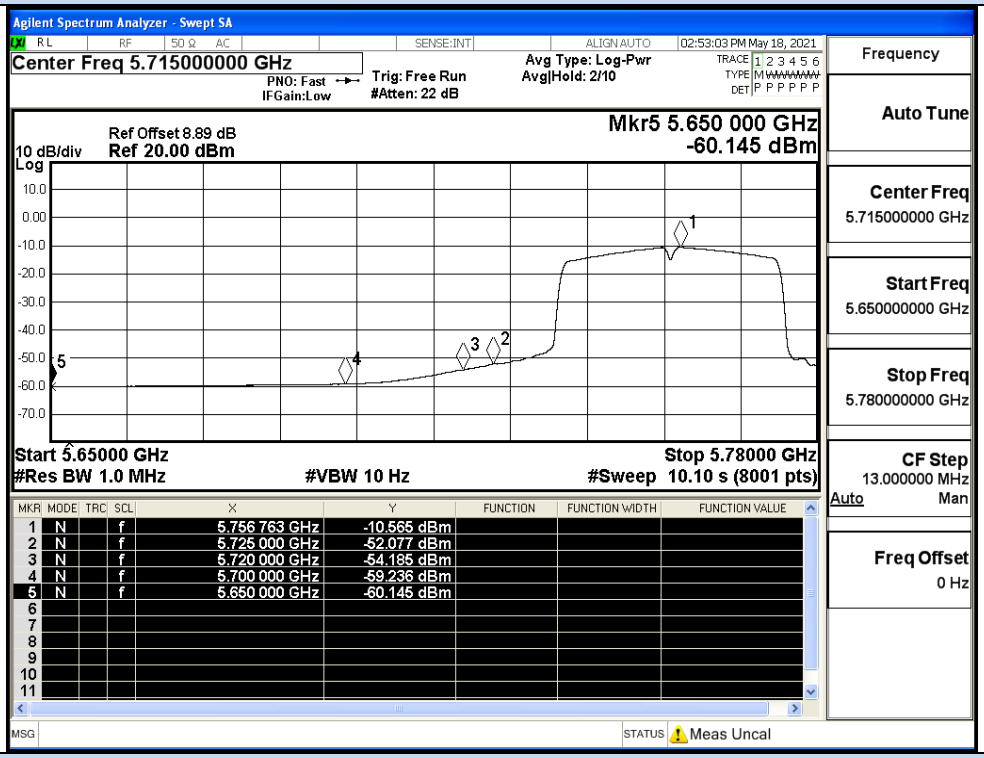


IEEE 802.11n40 / Channel 151 / 5755MHz / Average

Undesirable Emissions Measurement

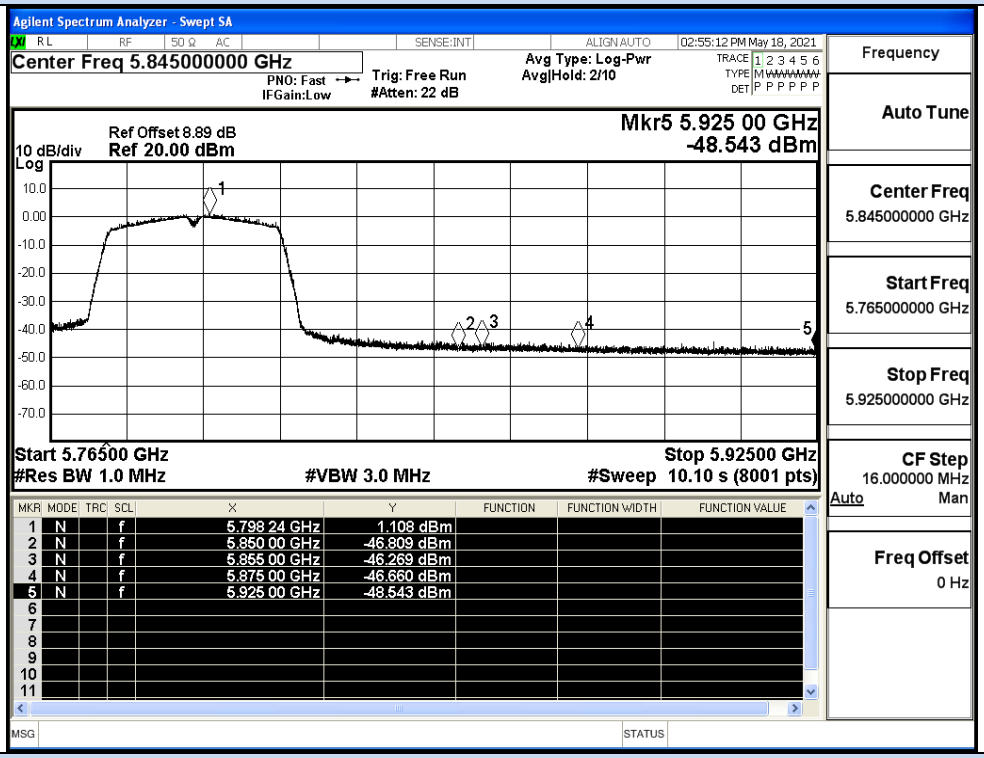


IEEE 802.11n40 / Channel 159 / 5795MHz / Peak

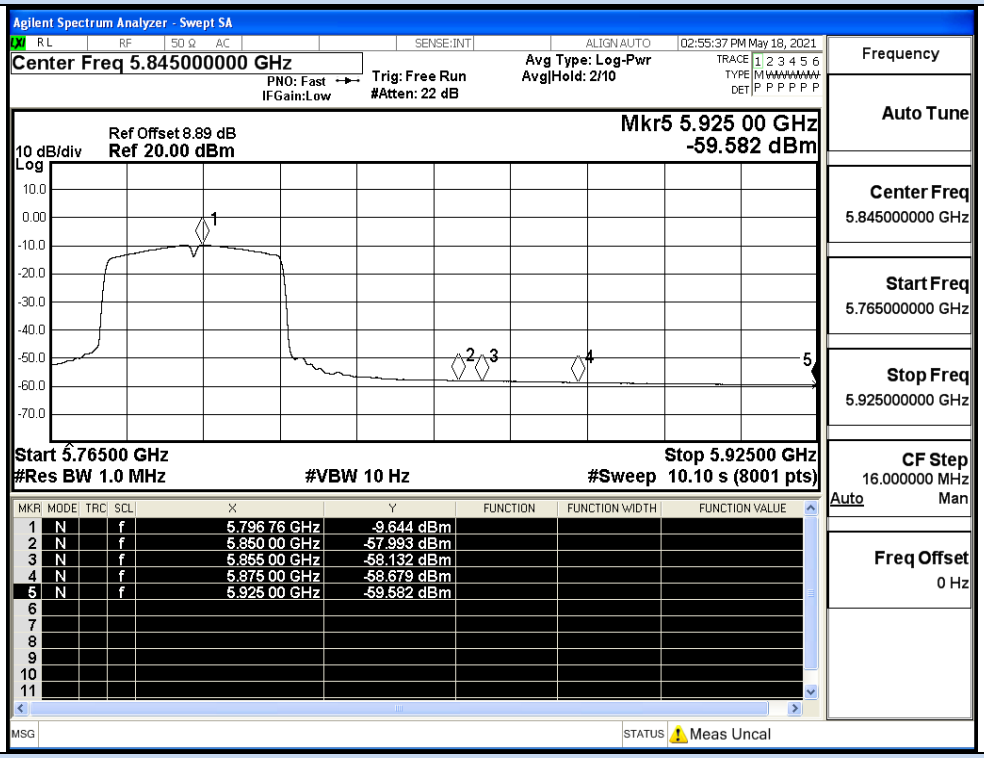


IEEE 802.11n40 / Channel 159 / 5795MHz / Average

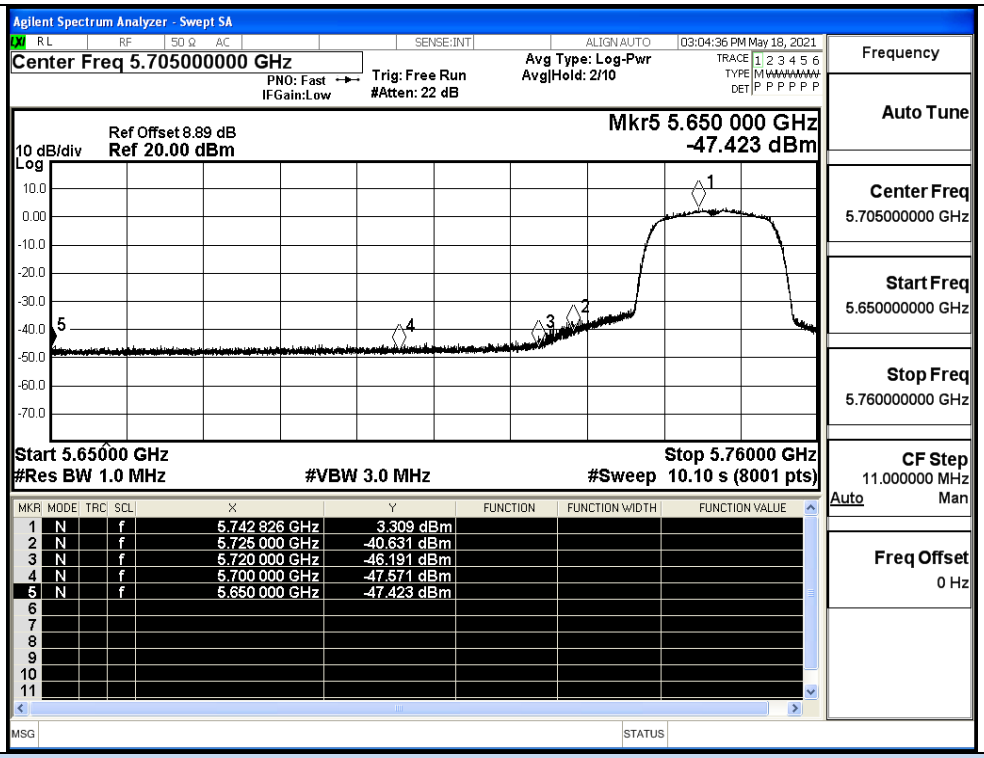


IEEE 802.11ac20 / Channel 149 / 5745MHz / Peak

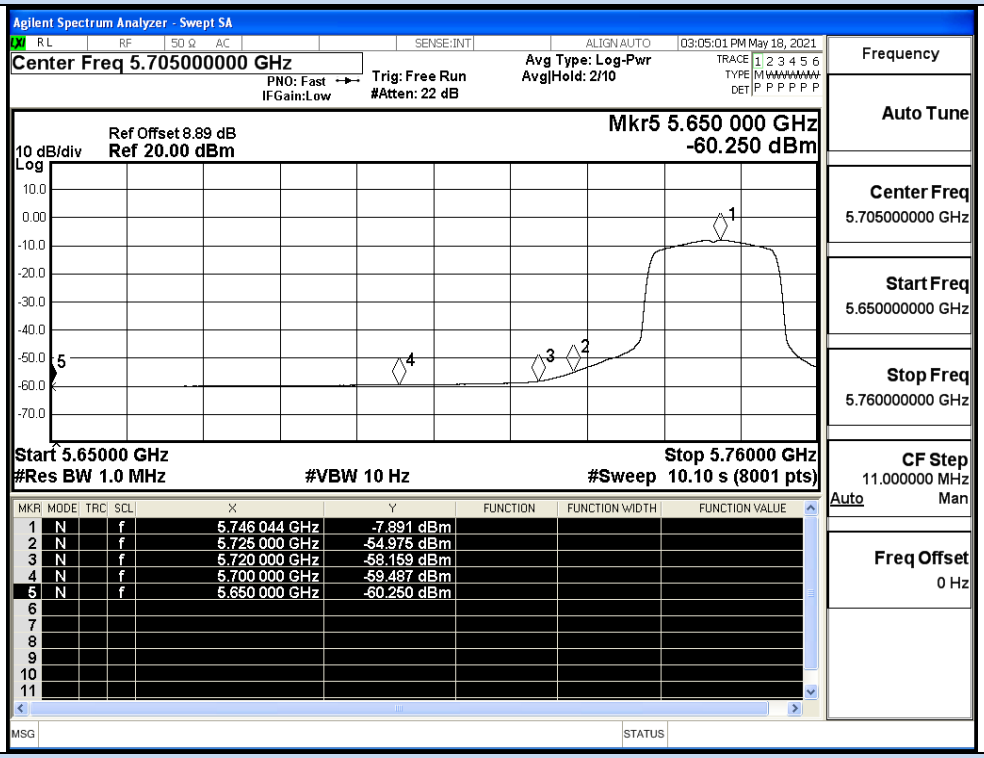


IEEE 802.11ac20 / Channel 149 / 5745MHz / Average

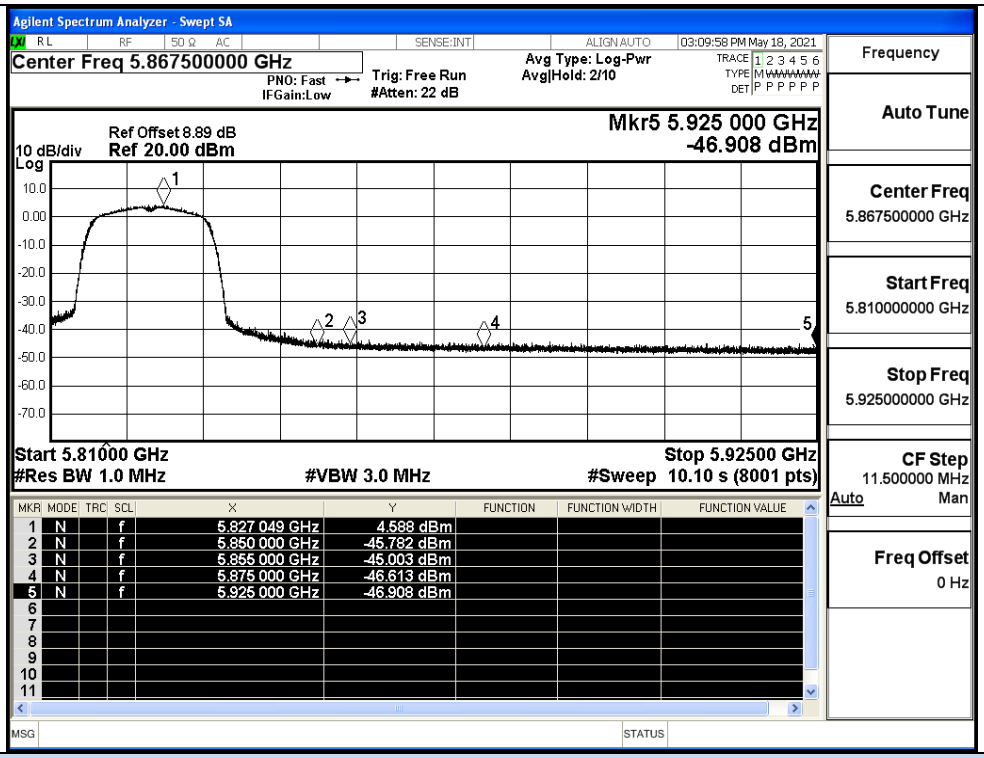


IEEE 802.11ac20 / Channel 165 / 5825MHz / Peak

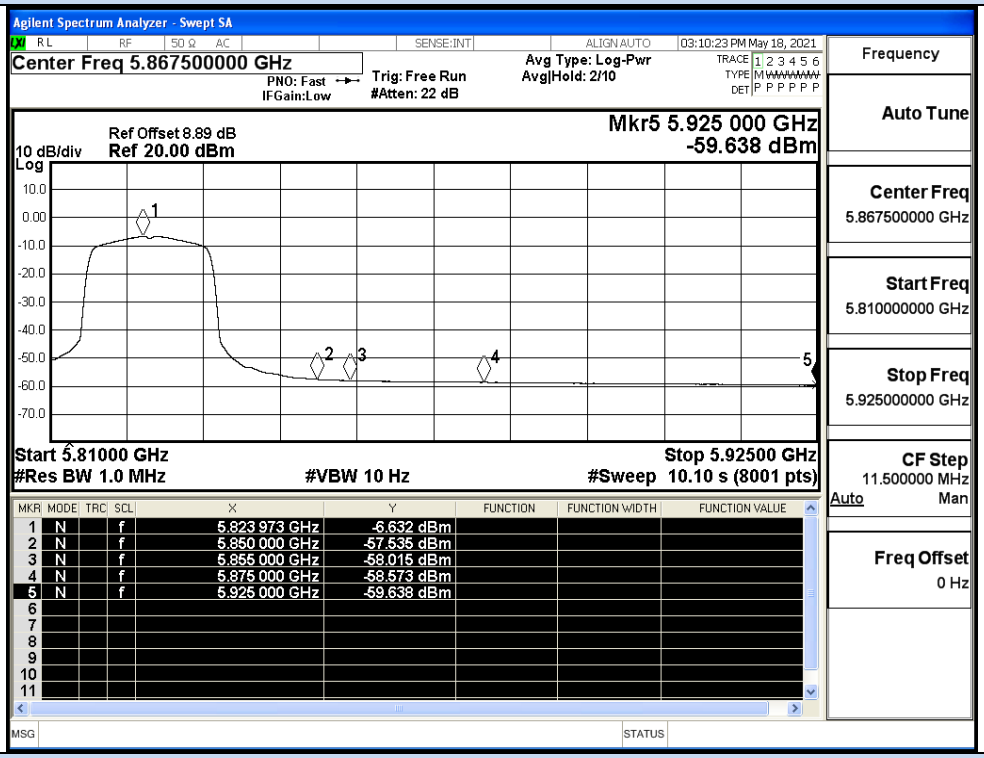


IEEE 802.11ac20 / Channel 165 / 5825MHz / Average

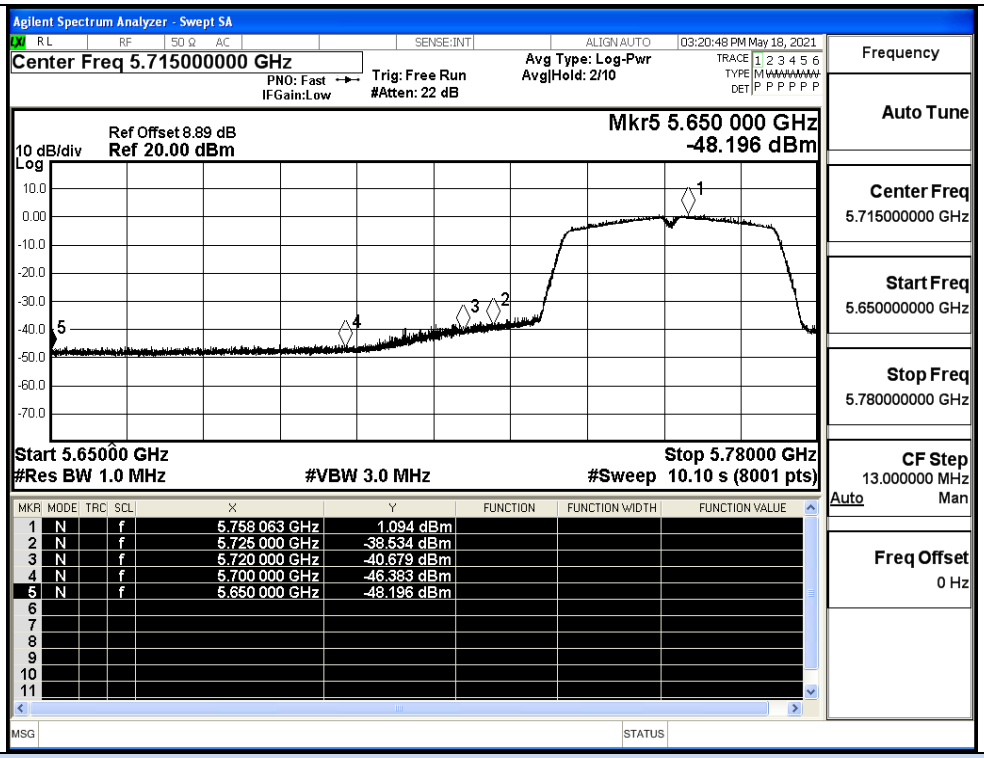


IEEE 802.11ac40 / Channel 151 / 5755MHz / Peak

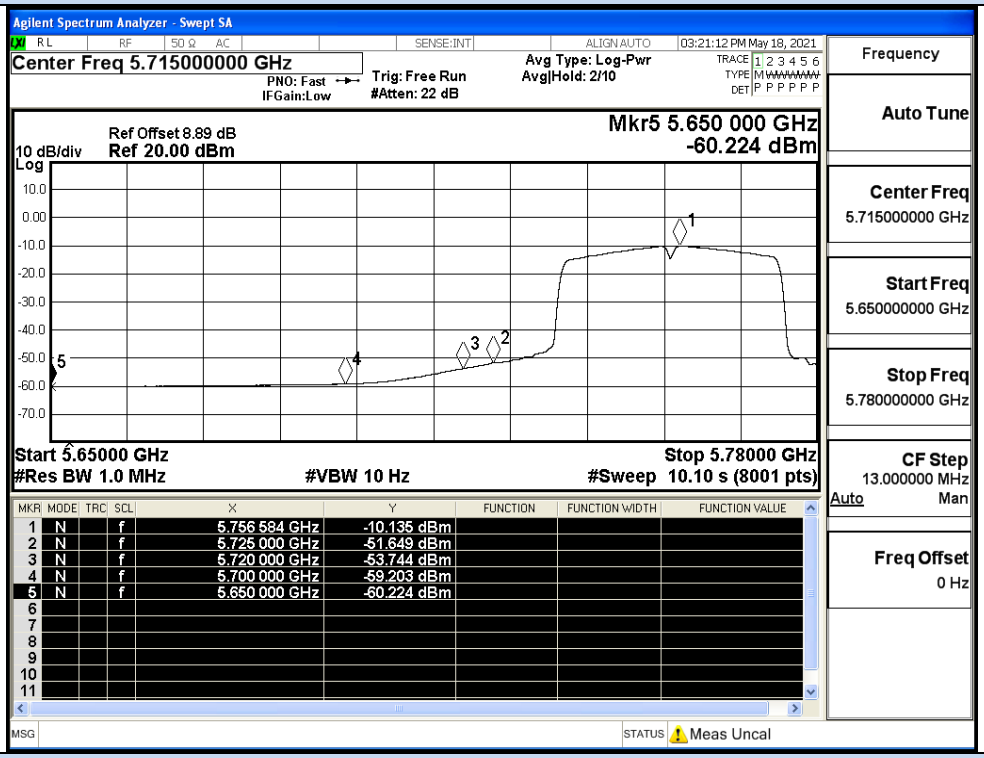


IEEE 802.11ac40 / Channel 151 / 5755MHz / Average

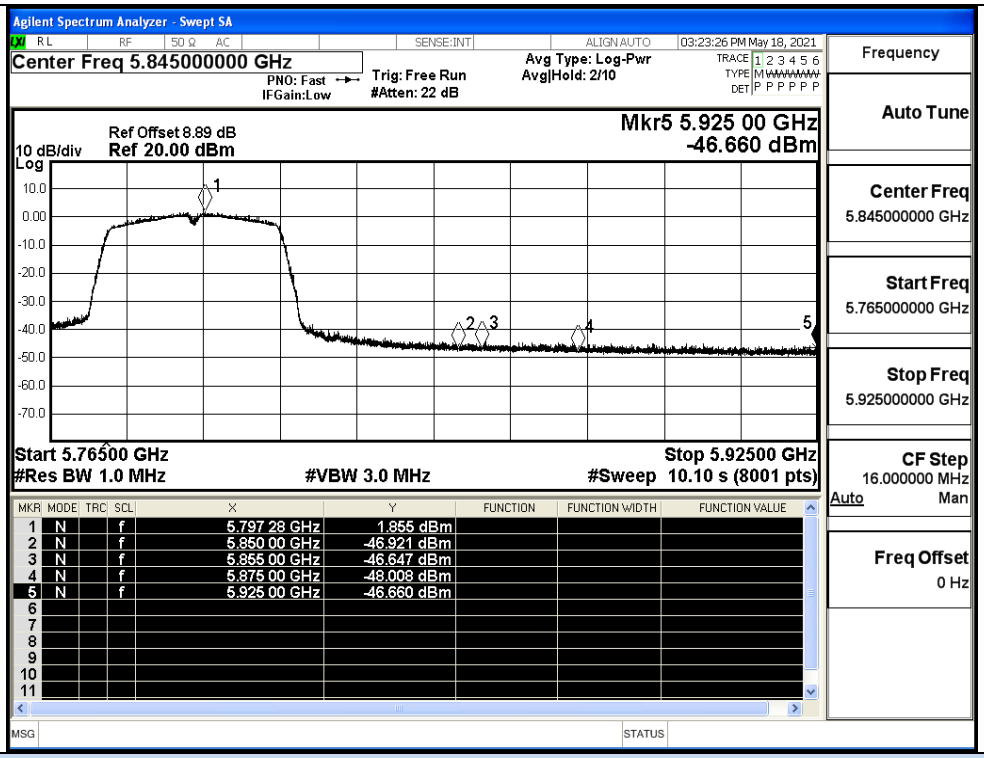


IEEE 802.11ac40 / Channel 159 / 5795MHz / Peak

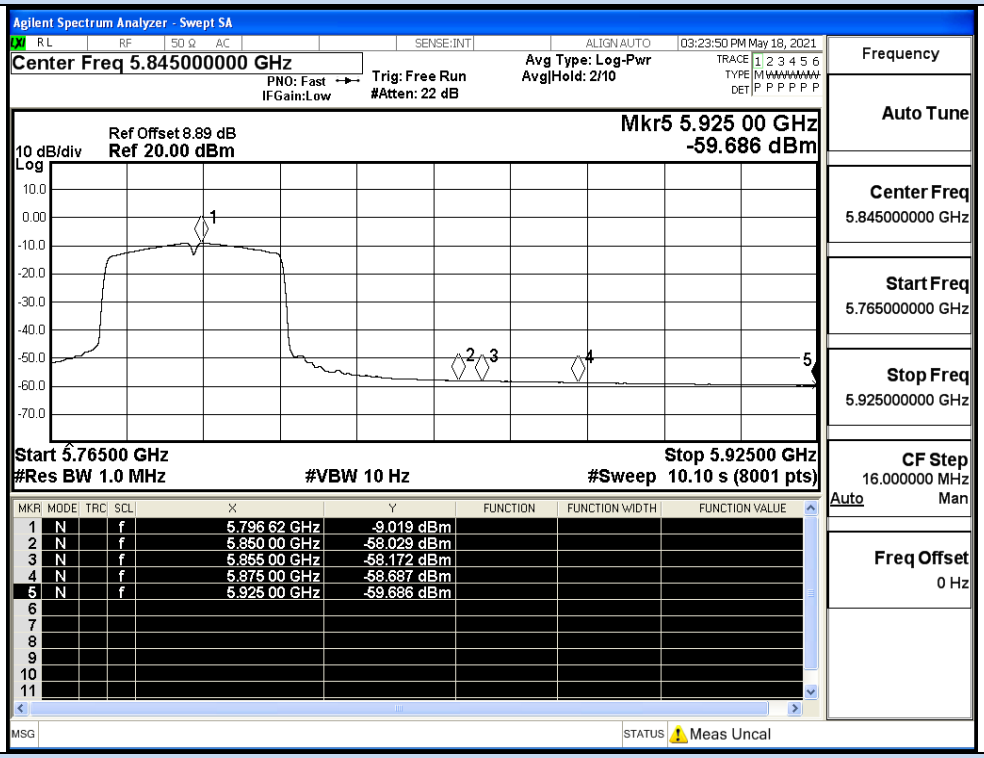


IEEE 802.11ac40 / Channel 159 / 5795MHz / Average

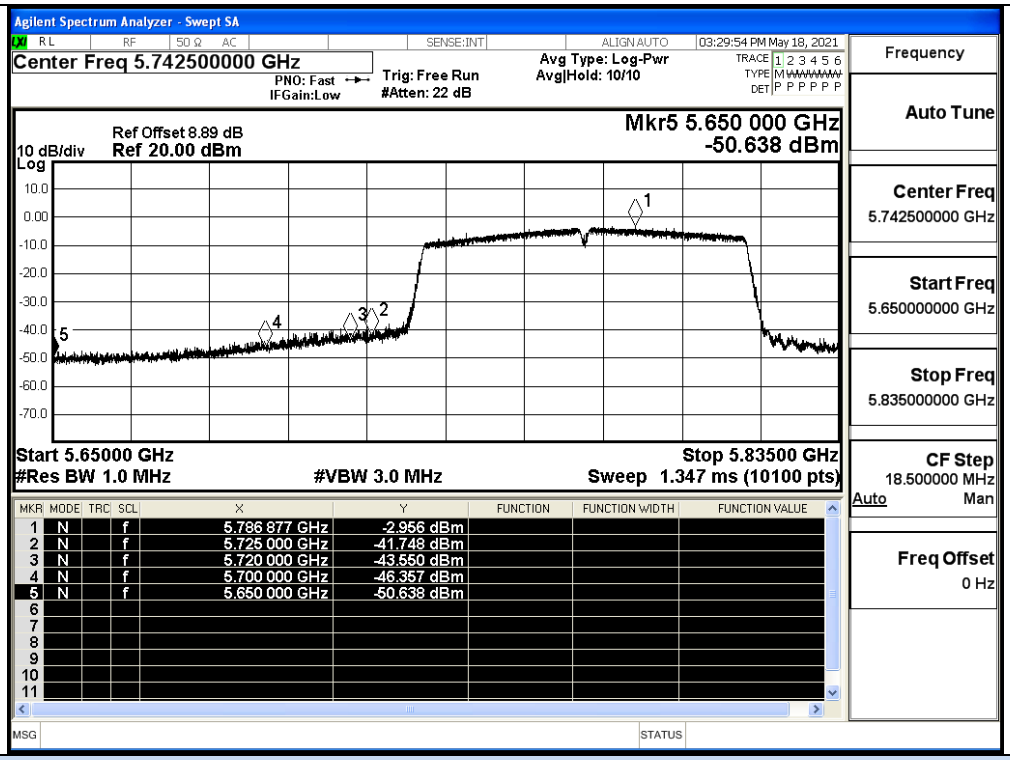


IEEE 802.11ac80 / Channel 155 / 5775MHz / Peak

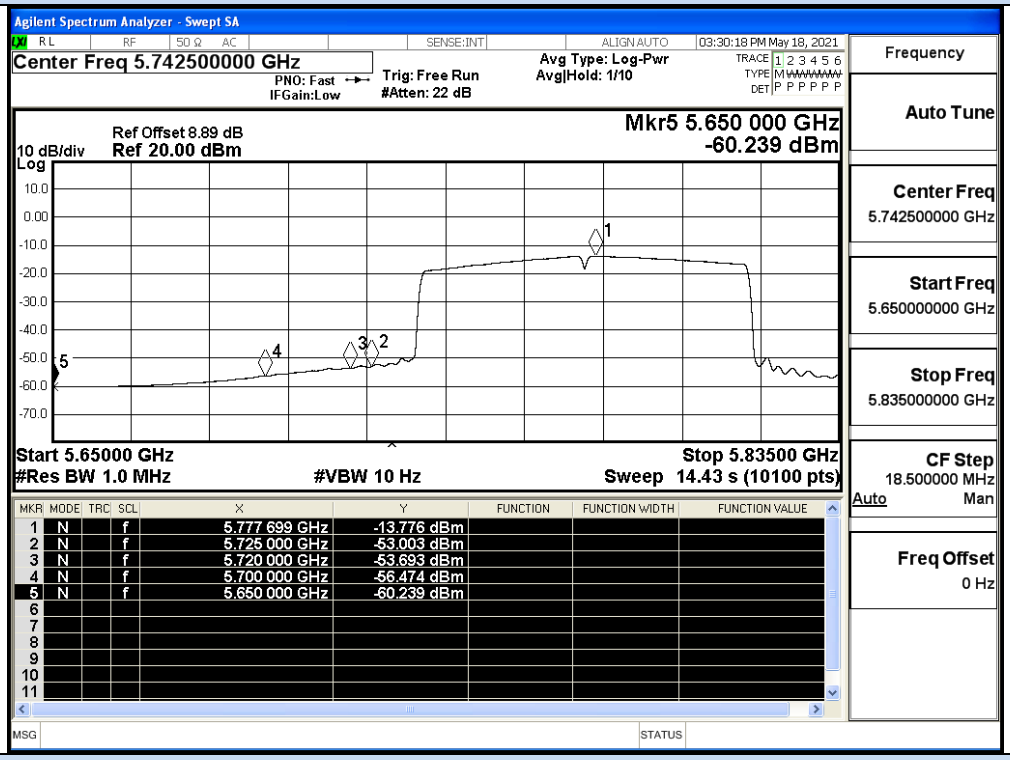


IEEE 802.11ac80 / Channel 155 / 5775MHz / Average

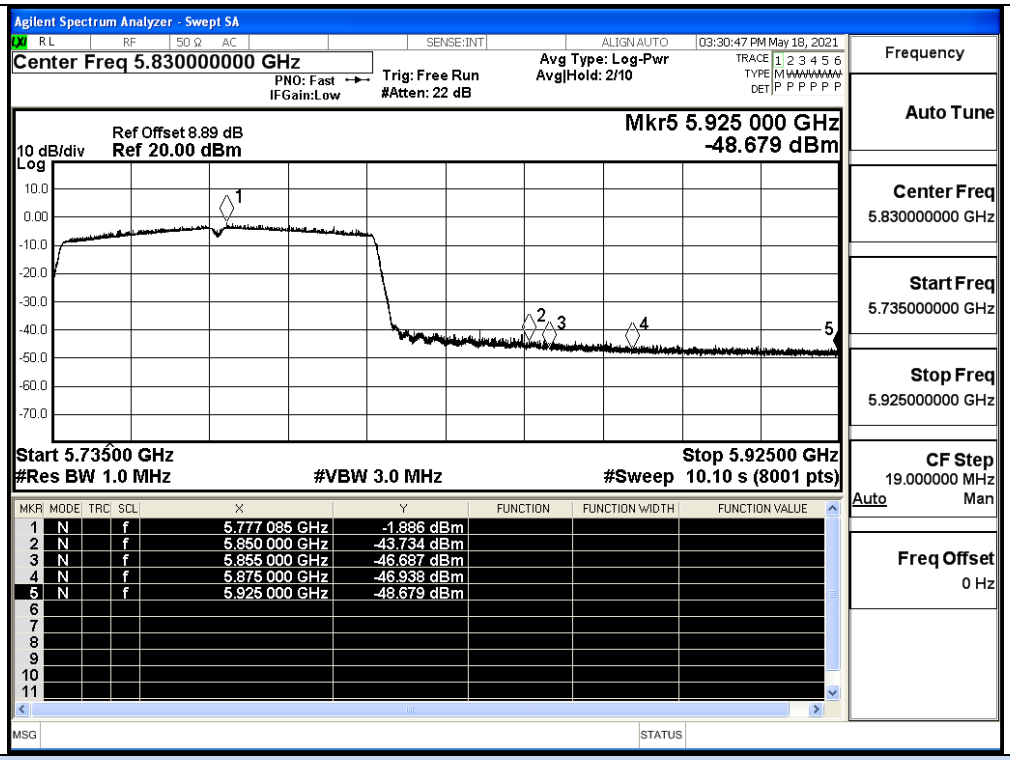


IEEE 802.11ac80 / Channel 155/ 5775MHz / Peak

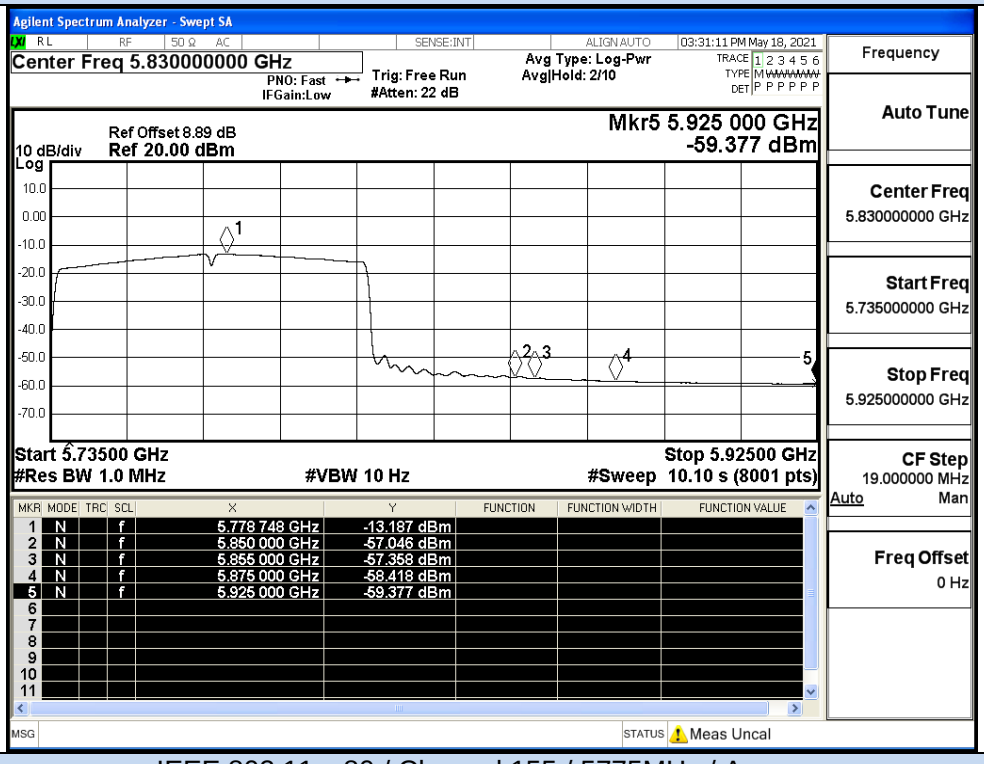


IEEE 802.11ac80 / Channel 155 / 5775MHz / Average

MIMO

| Test Mode | Channel | Frequency (MHz) | ANT 0 Conducted Power (dBm) | ANT 1 Conducted Power (dBm) | MIMO Conducted Power (dBm) | Antenna Gain (dBi) | EIRP (dBm/MHz) | Detector | Limit (dBm/MHz) | Verdict |
|---|---|---|---|---|---|---|---|---|---|---|
| 11N20 | 149 | 5650.0 | -48.30 | -47.49 | -44.87 | 6.01 | -38.86 | Peak | -27.0 | Pass |
| | | 5650.0 | -60.27 | -60.30 | -57.27 | 6.01 | -51.26 | Average | -27.0 | Pass |
| | | 5700.0 | -47.85 | -48.00 | -44.91 | 6.01 | -38.90 | Peak | 10 | Pass |
| | | 5700.0 | -58.08 | -58.42 | -55.24 | 6.01 | -49.23 | Average | 10 | Pass |
| | | 5720.0 | -46.07 | -46.55 | -43.29 | 6.01 | -37.28 | Peak | 15.6 | Pass |
| | | 5720.0 | -59.52 | -59.51 | -56.50 | 6.01 | -50.49 | Average | 15.6 | Pass |
| | | 5725.0 | -39.29 | -40.81 | -36.97 | 6.01 | -30.96 | Peak | 27.0 | Pass |
| | | 5725.0 | -54.94 | -55.33 | -52.12 | 6.01 | -46.11 | Average | 27.0 | Pass |
| | 165 | 5850.0 | -45.66 | -44.18 | -41.85 | 6.01 | -35.84 | Peak | 27.0 | Pass |
| | | 5850.0 | -57.83 | -57.75 | -54.78 | 6.01 | -48.77 | Average | 27.0 | Pass |
| | | 5855.0 | -46.92 | -46.47 | -43.68 | 6.01 | -37.67 | Peak | 15.6 | Pass |
| | | 5855.0 | -58.29 | -58.19 | -55.23 | 6.01 | -49.22 | Average | 15.6 | Pass |
| | | 5875.0 | -46.70 | -46.00 | -43.33 | 6.01 | -37.32 | Peak | 10 | Pass |
| | | 5875.0 | -58.79 | -58.69 | -55.73 | 6.01 | -49.72 | Average | 10 | Pass |
| | | 5925.0 | -47.06 | -46.40 | -43.71 | 6.01 | -37.70 | Peak | -27.0 | Pass |
| | | 5925.0 | -59.88 | -59.79 | -56.82 | 6.01 | -50.81 | Average | -27.0 | Pass |

| Test Mode | Channel | Frequency (MHz) | ANT 0 Conducted Power (dBm) | ANT 1 Conducted Power (dBm) | MIMO Conducted Power (dBm) | Antenna Gain (dBi) | EIRP (dBm/MHz) | Detector | Limit (dBm/MHz) | Verdict |
|---|---|---|---|---|---|---|---|---|---|---|
| 11N40 | 151 | 5650.0 | -48.31 | -48.42 | -45.35 | 6.01 | -39.34 | Peak | -27.0 | Pass |
| | | 5650.0 | -60.23 | -60.15 | -57.18 | 6.01 | -51.17 | Average | -27.0 | Pass |
| | | 5700.0 | -47.60 | -47.60 | -44.59 | 6.01 | -38.58 | Peak | 10 | Pass |
| | | 5700.0 | -59.36 | -59.24 | -56.29 | 6.01 | -50.28 | Average | 10 | Pass |
| | | 5720.0 | -40.96 | -40.83 | -37.88 | 6.01 | -31.87 | Peak | 15.6 | Pass |
| | | 5720.0 | -54.51 | -54.19 | -51.34 | 6.01 | -45.33 | Average | 15.6 | Pass |
| | | 5725.0 | -39.44 | -39.49 | -36.45 | 6.01 | -30.44 | Peak | 27.0 | Pass |
| | | 5725.0 | -52.47 | -52.08 | -49.26 | 6.01 | -43.25 | Average | 27.0 | Pass |
| | 159 | 5850.0 | -47.66 | -46.81 | -44.20 | 6.01 | -38.19 | Peak | 27.0 | Pass |
| | | 5850.0 | -58.25 | -57.99 | -55.11 | 6.01 | -49.10 | Average | 27.0 | Pass |
| | | 5855.0 | -45.95 | -46.27 | -43.10 | 6.01 | -37.09 | Peak | 15.6 | Pass |
| | | 5855.0 | -58.42 | -58.13 | -55.26 | 6.01 | -49.25 | Average | 15.6 | Pass |
| | | 5875.0 | -47.93 | -46.66 | -44.24 | 6.01 | -38.23 | Peak | 10 | Pass |
| | | 5875.0 | -58.89 | -58.68 | -55.77 | 6.01 | -49.76 | Average | 10 | Pass |
| | | 5925.0 | -47.16 | -48.54 | -44.79 | 6.01 | -38.78 | Peak | -27.0 | Pass |
| | | 5925.0 | -59.77 | -59.58 | -56.66 | 6.01 | -50.65 | Average | -27.0 | Pass |
| 11AC20 | 149 | 5650.0 | -47.81 | -47.42 | -44.60 | 6.01 | -38.59 | Peak | -27.0 | Pass |
| | | 5650.0 | -60.30 | -60.25 | -57.26 | 6.01 | -51.25 | Average | -27.0 | Pass |
| | | 5700.0 | -48.47 | -47.57 | -44.99 | 6.01 | -38.98 | Peak | 10 | Pass |
| | | 5700.0 | -58.40 | -58.16 | -55.27 | 6.01 | -49.26 | Average | 10 | Pass |
| | | 5720.0 | -45.21 | -46.19 | -42.66 | 6.01 | -36.65 | Peak | 15.6 | Pass |
| | | 5720.0 | -59.55 | -59.49 | -56.51 | 6.01 | -50.50 | Average | 15.6 | Pass |
| | | 5725.0 | -37.24 | -40.63 | -35.60 | 6.01 | -29.59 | Peak | 27.0 | Pass |
| | | 5725.0 | -55.16 | -54.98 | -52.06 | 6.01 | -46.05 | Average | 27.0 | Pass |
| | 165 | 5850.0 | -46.04 | -45.78 | -42.90 | 6.01 | -36.89 | Peak | 27.0 | Pass |
| | | 5850.0 | -57.89 | -57.54 | -54.70 | 6.01 | -48.69 | Average | 27.0 | Pass |
| | | 5855.0 | -46.87 | -45.00 | -42.82 | 6.01 | -36.81 | Peak | 15.6 | Pass |
| | | 5855.0 | -58.29 | -58.02 | -55.14 | 6.01 | -49.13 | Average | 15.6 | Pass |
| | | 5875.0 | -47.93 | -46.61 | -44.21 | 6.01 | -38.20 | Peak | 10 | Pass |
| | | 5875.0 | -58.77 | -58.57 | -55.66 | 6.01 | -49.65 | Average | 10 | Pass |
| | | 5925.0 | -47.78 | -46.91 | -44.31 | 6.01 | -38.30 | Peak | -27.0 | Pass |
| | | 5925.0 | -59.83 | -59.64 | -56.72 | 6.01 | -50.71 | Average | -27.0 | Pass |
| 11AC40 | 151 | 5650.0 | -48.33 | -48.20 | -45.25 | 6.01 | -39.24 | Peak | -27.0 | Pass |
| | | 5650.0 | -60.16 | -60.22 | -57.18 | 6.01 | -51.17 | Average | -27.0 | Pass |
| | | 5700.0 | -45.79 | -46.38 | -43.06 | 6.01 | -37.05 | Peak | 10 | Pass |
| | | 5700.0 | -59.31 | -59.20 | -56.24 | 6.01 | -50.23 | Average | 10 | Pass |
| | | 5720.0 | -41.29 | -40.68 | -37.96 | 6.01 | -31.95 | Peak | 15.6 | Pass |
| | | 5720.0 | -54.53 | -53.74 | -51.11 | 6.01 | -45.10 | Average | 15.6 | Pass |
| | | 5725.0 | -40.42 | -38.53 | -36.36 | 6.01 | -30.35 | Peak | 27.0 | Pass |
| | | 5725.0 | -52.53 | -51.65 | -49.06 | 6.01 | -43.05 | Average | 27.0 | Pass |
| | 159 | 5850.0 | -46.43 | -46.92 | -43.66 | 6.01 | -37.65 | Peak | 27.0 | Pass |
| | | 5850.0 | -58.12 | -58.03 | -55.06 | 6.01 | -49.05 | Average | 27.0 | Pass |
| | | 5855.0 | -47.14 | -46.65 | -43.88 | 6.01 | -37.87 | Peak | 15.6 | Pass |

| | | | | | | | | | | |
|---|---|---|---|---|---|---|---|---|---|---|
| | | 5855.0 | -58.29 | -58.17 | -55.22 | 6.01 | -49.21 | Average | 15.6 | Pass |
| | | 5875.0 | -48.01 | -48.01 | -45.00 | 6.01 | -38.99 | Peak | 10 | Pass |
| | | 5875.0 | -58.78 | -58.69 | -55.72 | 6.01 | -49.71 | Average | 10 | Pass |
| | | 5925.0 | -47.79 | -46.66 | -44.18 | 6.01 | -38.17 | Peak | -27.0 | Pass |
| | | 5925.0 | -59.70 | -59.69 | -56.68 | 6.01 | -50.67 | Average | -27.0 | Pass |
| 11AC80 | 155 | 5725.0 | -45.91 | -43.73 | -41.67 | 6.01 | -35.66 | Peak | 27.0 | Pass |
| | | 5720.0 | -45.79 | -46.69 | -43.21 | 6.01 | -37.20 | Peak | 15.6 | Pass |
| | | 5700.0 | -46.85 | -46.94 | -43.88 | 6.01 | -37.87 | Peak | 10 | Pass |
| | | 5650.0 | -47.39 | -48.68 | -44.98 | 6.01 | -38.97 | Peak | -27.0 | Pass |
| | | 5725.0 | -57.23 | -57.05 | -54.13 | 6.01 | -48.12 | Average | 27.0 | Pass |
| | | 5720.0 | -57.51 | -57.36 | -54.42 | 6.01 | -48.41 | Average | 15.6 | Pass |
| | | 5700.0 | -58.48 | -58.42 | -55.44 | 6.01 | -49.43 | Average | 10 | Pass |
| | | 5650.0 | -59.42 | -59.38 | -56.39 | 6.01 | -50.38 | Average | -27.0 | Pass |
| | | 5850.0 | -45.91 | -43.73 | -41.67 | 6.01 | -35.66 | Peak | 27.0 | Pass |
| | | 5855.0 | -45.79 | -46.69 | -43.21 | 6.01 | -37.20 | Peak | 15.6 | Pass |
| | | 5875.0 | -46.85 | -46.94 | -43.88 | 6.01 | -37.87 | Peak | 10 | Pass |
| | | 5925.0 | -47.39 | -48.68 | -44.98 | 6.01 | -38.97 | Peak | -27.0 | Pass |
| | | 5850.0 | -57.23 | -57.05 | -54.13 | 6.01 | -48.12 | Average | 27.0 | Pass |
| | | 5855.0 | -57.51 | -57.36 | -54.42 | 6.01 | -48.41 | Average | 15.6 | Pass |
| | | 5875.0 | -58.48 | -58.42 | -55.44 | 6.01 | -49.43 | Average | 10 | Pass |
| | | 5925.0 | -59.42 | -59.38 | -56.39 | 6.01 | -50.38 | Average | -27.0 | Pass |

EIRP(dBm/MHz)= Conducted Power (dBm) + Antenna Gain (dBi)

The upper bound on antenna gain for a device with a single RF output shall be selected as the maximum in-band gain of the antenna across all operating bands or 2 dBi, whichever is greater

Directional gain=3dBi+10 log (2) = 6.01dBi