Test report issued under the responsibility of:
EMITECH MONTPELLIER laboratory
MRA US-EU Designation Number: FR0006
Canadian CAB Identifier: FR0003

RADIO TEST REPORT

KDB 996369 D04 v02: October 2020
FCC 47 CFR PART 15: March 2024
FCC part 15.247
RSS-247, Issue 3: August 2023
(Partial tests)

Company	**VOGO**
Address.....	895 RUE DE LA VIEILLE POSTE, 34000 MONTPELLIER FRANCE

Test item description.	**Radio module in host**
Trade Mark.	VOKKERO
Manufacturer.	**VOGO**
Model/Type reference.....	VO8364AA+ / Into VOK-ELITE PLUS-US/CAN/AUS/NZ-WIRELESS INTERFACE - VO8161CA
FCC ID.....	2AU6N-VO8364AA
IC.	25704-VO8364AA
Ratings.....	100-240Vac/50-60Hz

Testing Laboratory	**EMITECH MONTPELLIER laboratory**
Address.....	145 rue de Massacan 34740 VENDARGUES FRANCE

Report Reference No.....	**RR-EVE-24B929-3A**
Test procedure.	FCC IC Certification
Diffusion.....	M SAGUIN
Applicant's name.	VOGO
Date of issue.....	October 29, 2024
Total number of pages.....	22
Revision.....	0
Compiled by.....	Fabien MOINACHE
Approved by (+ signature).	Olivier AELBRECHT (Technical Manager)

Duplication of this test report is only permitted for an integral photographic facsimile. It includes the number of pages referenced here above. This document is the result of testing a specimen or a sample of the product submitted. It does not imply an assessment of the conformity of the whole manufactured products of the tested sample.

REPORT INDEX:

1. GENERAL INFORMATIONS 3
2. REFERENCE DOCUMENT(S) 4
3. EQUIPMENT TECHNICAL DESCRIPTION 5
3.1. TEST CONDITIONS 5
3.2. E.U.T. MARKING PLATE 5
3.3. E.U.T. GENERAL VIEW 6
3.4. E.U.T. MECHANICAL AND ELECTRICAL DESIGN 6
3.5. E.U.T. INPUT/OUTPUT PORTS 7
3.6. EUT RADIO SPECIFICATIONS 8
4. RESULT SUMMARY 9
5. MEASUREMENT UNCERTAINTY 10
6. TEST CONDITIONS AND RESULTS 11
6.1. CONDUCTED RF POWER 11
6.2. EFFECTIVE ISOTROPIC RADIATED POWER 12
6.3. TRANSMITTER RADIATED SPURIOUS EMISSIONS AT FREQUENCIES >1GHZ 17

REVISION HISTORY:

Revision	Date	Modified pages	Modifications
0	October 29, 2024	/	Creation

1. GENERAL INFORMATIONS

This document submits the results of Radio tests performed on the equipment **VOK-ELITE-US/CAN/AUS/NZ-WIRELESS INTERFACE** (denominated hereafter E.U.T.: equipment under test) according to document(s) listed in §2 of this test report.

TESTING PROCEDURE AND TESTING LOCATION:

Testing Location ..... :	EMITECH MONTPELLIER laboratory
Address..... :	145 rue de Massacan 34740 VENDARGUES FRANCE
Test procedure. ..... :	FCC IC Certification
Tested by..... :	Fabien MOINACHE
Test supervisor ..... :	None
Date of receipt of test item..... :	N/A
Date (s) of performance of tests..... :	August the 5th of 2024

APPLICANT'S GENERAL INFORMATIONS:

Company name ..... :	VOGO
Company address. ..... :	895 RUE DE LA VIEILLE POSTE, 34000 MONTPELLIER FRANCE
Person(s) present during the tests. ..... :	M DE BARROS
Responsible. ..... :	M SAGUIN

GENERAL REMARKS:

The information in italics is declared by the manufacturer and is under his responsibility
The test results presented in this report relate only to the object tested.
The results contained in this report reflect the results for this particular model and serial number. It is the responsibility of the manufacturer to ensure that all production models meet the intent of the requirements detailed within this report.

"(see Enclosure #)" refers to additional information appended to the report.
"(see appended table)" refers to a table appended to the report.
Throughout this report the decimal separator is point.

POSSIBLE TEST CASE VERDICTS:

Test case does not apply to the test object. . :	N/A
Test case not performed..... :	N/P
Test object does meet the requirement..... :	P (Pass)
Test object does not meet the requirement. . :	F (Fail)

DEFINITIONS AND ABBREVIATIONS:

E.U.T.	Equipment Under Test	AE	Ancillary Equipment	Pk	Peak detector
RBW	Resolution BandWidth	VBW	Video BandWidth	QP	Quasi-peak detector
FSOATS	Free Space Open Area Test Site	FAR	Full Anechoic Room	Av	Average detector
VP	Vertical Polarization	HP	Horizontal Polarization	RMS	Root Mean Square
RF	Radio Frequency	N.T.R	Nothing To Report	N/C	Not Communicated
SAC	Semi Anechoic Chamber				

2. REFERENCE DOCUMENT(S)

NORMATIVE REFERENCES:
The following referenced documents are necessary for the application of the present test report. **KDB 996369 D04 v02: October 2020** Modular transmitter integration guide — Guidance for host product manufacturers **FCC 47 CFR PART 15: March 2024** Code of federal regulations. Title 47- Telecommunication Chapter 1- Federal Communication Commission. Part 15- Radio frequency devices Subpart B- Unintentional Radiators. Limits and methods of measurement of radio disturbance. Characteristic of information technology equipment **FCC part 15.247** Operation within the bands 902–928 MHz, 2400–2483.5 MHz, and 5725–5850MHz. (frequency hopping and digitally modulated) **RSS-247, Issue 3: August 2023** Digital Transmission Systems (DTSs), Frequency Hopping Systems (FHSs) and Licence Exempt Local Area Network (LE-LAN) Devices **RSS-Gen, Issue 5: April 2018 / AMD1: March 2019 / AMD2: February 2021** General Requirements for Compliance of Radio Apparatus **ANSI C 63.10: 2013** American National Standard of Procedures for Compliance Testing of Unlicensed Wireless Devices Although the product standard uses obsolete technical standards, the latest versions of standards achievable by the laboratory will be used for testing.
INFORMATIVE REFERENCES:
The following referenced documents are not necessary for the application of the present test report but they assist the user with regard to a particular subject area.

3. EQUIPMENT TECHNICAL DESCRIPTION

3.1. Test Conditions

Test item description. ..... :	Radio module in host
Model/Type reference..... :	VO8364AA+ / Into VOK-ELITE PLUS-US/CAN/AUS/NZ-WIRELESS INTERFACE - VO8161CA
Trade Mark. ..... :	VOKKERO
Serial number (S/N)..... :	L242900014
Part number (P/N). ..... :	Not communicated
Software version..... :	*Not communicated*
Firmware version. ..... :	*Not communicated*
Type of sample. ..... :	Sérial
Function(s)..... :	Wireless interface (WI) allows you to connect the audio conference of the VOKKERO ELITE system to a 4-wire wired interface or to any other audio equipment.)
Manufacturer name. ..... :	VOGO
Address..... :	PARC TECHNOLOGIQUE LES FONTAINES ACTIVILLAGE - BATIMENT 3A 38190 BERNIN FRANCE

General product information:

N/A

3.2. E.U.T. Marking plate

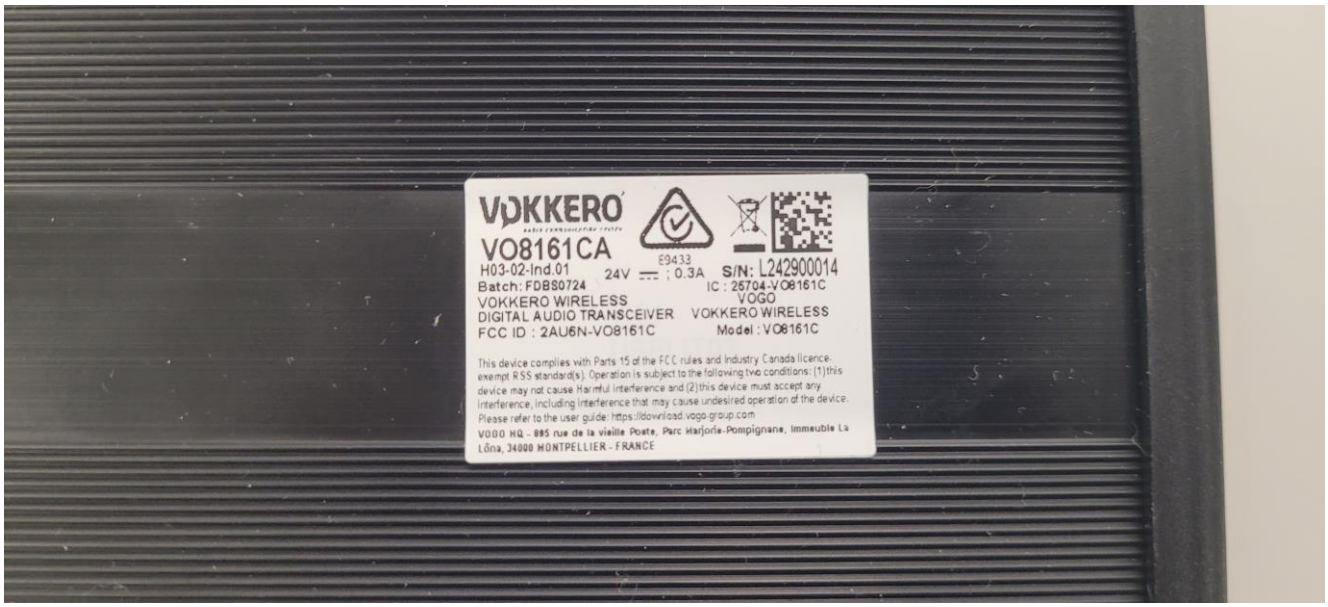

3.3. E.U.T. General view

3.4. E.U.T. Mechanical and Electrical Design

Power supply. ..... : *120Vac/60Hz*
Power supply range. ..... : *100-240Vac/50-60Hz*
Power type. ..... : *Single phase without earth*
Power (W). ..... : *Not communicated*
Nominal current (mA). ..... : *400-200 to 750*
Dimensions (L x W x H) (mm). ..... : *230 x 110 x 50*
Weight (kg). ..... : *0.650*
Temperature range (°C). ..... : *-0 to +45*
Ground bounding strap. ..... : *No*

Comments:

N/A

3.5. E.U.T. Input/Output ports

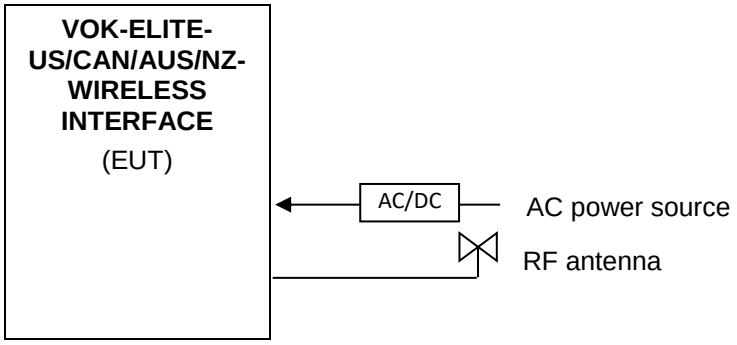

PORT	NAME	TYPE	LENGTH	CABLE TYPE	COMMENTS
0	Main frame	N/E	N/A	Plastic	N/A
1	AC power source	AC/DC	N/A	2P	N/A
2	RF antenna	RF	N/A	N/A	N/A

AC/DC : AC/DC Converter port
I/O.....: Input or Output port
N/E .....: Non Electrical port
AC .....: Alternative current port
TP .....: Telecommunication port
DC .....: Direct current port
RF.....: Radio frequency port

3.6. EUT Radio Specifications

a) GENERAL INFORMATIONS	
According to manufacturer's declarations :	
EUT type..... :	*Transceiver*
Technology ..... :	*DTS* *FHSS*
Environmental profile..... :	*Data Transmissions*
Temperature range..... :	*0°C to +45°C*
Antenna type ..... :	*External*
Antenna Gain..... :	*Not communicated*
Comments: *N/A*	

b) TRANSMITTER PARAMETERS (TX)	
Frequency bands..... :	*DTS band 902.4 MHz to 927.6 MHz* *FHSS band 915.42 MHz to 927.42 MHz*
RF Power..... :	*Not communicated*
Number of channels / Separation..... :	*DTS: 127* *FHSS: 25/26*
Modulation type ..... :	*GFSK*
Duty cycle ..... :	*Not communicated*
Tested frequency..... :	*902.4MHz (Low Freq.)* *915MHz (Mid. Freq)* *927.6MHz (High Freq.)*

c) RECEIVER PARAMETERS (RX)	
Frequency bands..... :	*DTS band 902.4 MHz to 927.6 MHz* *FHSS band 915.42 MHz to 927.42 MHz*

4. RESULT SUMMARY

TEST DESIGNATION	SEVERITY	VERDICT	BASIC STANDARDS / COMMENTS
Conducted RF Power			**FCC part 15.247** **RSS-247** **ANSI C63.10: 2013**
- RF output power / Low Freq. / VO8161CA	30dBm	**PASS**	
- RF output power / Mid. Freq. / VO8161CA	30dBm	**PASS**	
- RF output power / High Freq. / VO8161CA	30dBm	**PASS**	
Effective isotropic radiated power			**FCC part 15.247** **RSS-247** **ANSI C63.10: 2013**
- EIRP / Low Freq. / VO8161CA	36dBm	**PASS**	
- EIRP / Mid. Freq / VO8161CA	36dBm	**PASS**	
- EIRP / High Freq. / VO8161CA	36dBm	**PASS**	
Transmitter radiated spurious emissions at frequencies >1GHz			**FCC part 15.247; 15.209; 15.205** **RSS-247; RSS-Gen** **ANSI C63.10: 2013**
- Radiated measurement / Low Freq. / VO8161CA	15.209	**PASS**	
- Radiated measurement / Mid. Freq / VO8161CA	15.209	**PASS**	
- Radiated measurement / High Freq. / VO8161CA	15.209	**PASS**	

Sample subject to the test complies for tests done with the requirements of the reference document(s) listed in §2 of this test report and, where applicable, with deviation(s) specified in this document.

To declare, or not, the compliance with the specifications, it was not explicitly taken into account of uncertainty associated with the results with the exception of emission tests based on CISPR standards.

5. MEASUREMENT UNCERTAINTY

PARAMETER	MAXIMAL EMITECH UNCERTAINTY	MINIMAL STANDARD UNCERTAINTY
Radio frequency	± 1 x 10^{-7}	±1 x 10^{-7}
RF power, conducted		
RF power	± 0.8dB	± 1 dB
Conducted emission (spurious)		
f ≤ 1 GHz	± 0.8 dB	± 3 dB
1 GHz - 12.75 GHz	± 1.6 dB	
Radiated emission (ERP / EIRP)		
f ≤ 62.5 MHz	± 5.7 dB	± 6 dB
62.5 MHz - 1 GHz	± 5.8 dB	± 6 dB
1 GHz - 18 GHz	± 5.6 dB	± 6 dB
18 GHz – 40 GHz	± 5.6 dB	± 6 dB
40 GHz – 110 GHz	± 5.9 dB	Between ± 6 to 10 dB
Supply voltages	± 3 %	± 3 %
Temperature	± 1 °C	± 1°C
Humidity	± 5 %	± 5 %
Time / Duty cycle	± 4.4 %	± 5 %
Conducted emission (FCC)		
(Artificial Mains Network) 150kHz – 30MHz	± 3.4 dB	± 3.4 dB
Radiated emission (electric field for FCC standard)		
9kHz – 30MHz	± 2.7 dB	/
30MHz – 1GHz	± 5.0 dB	/
1GHz – 18GHz	± 5.3 dB	/
18GHz – 40GHz	± 6.1 dB	/
40GHz – 140GHz	± 5.7 dB	/

For the calculation of expanded uncertainty, the confidence interval is 95 % (k=2).

6. TEST CONDITIONS AND RESULTS

6.1. Conducted RF Power

Reference standard:	FCC 47 CFR PART 15.247 RSS-247
Test method:	ANSI C63.10
General test setup: EUT is connected to the measuring receiver via 50Ω attenuator(s). Only the highest levels are recorded.	

TEST CASE	EUT MODE	SEVERITY	RESULT TAB.	VERDICT
RF output power / Low Freq. / VO8161CA	Unmodulated Tx	30dBm	EMI4525	**PASS**
RF output power / Mid. Freq. / VO8161CA	Unmodulated Tx	30dBm	EMI4628	**PASS**
RF output power / High Freq. / VO8161CA	Unmodulated Tx	30dBm	EMI4629	**PASS**

LABORATORY PARAMETERS:	REQUIRED PRIOR TO THE TEST	DURING THE TEST
Ambient Temperature	15 to 35 °C	24.2 °C
Relative Humidity	20 to 75 %	46.4 %
Atmospheric pressure	N/A	1012 hPa
Test method deviation: N/A		
Supplementary information: N/A		

TEST EQUIPMENT USED					
CATEGORY	BRAND	TYPE	IDENTIFIER	CAL. DATE	CAL. DUE
AC power source	GW Instek	APS-1102	17754	24/06/2023	24/08/2024
Attenuator	Radiall	R412720124	4391	01/10/2022	01/10/2025
Attenuator	Radiall	R412710124	17328	17/08/2023	17/10/2026
Cable	Radiall	SMA-1m	16561	16/08/2023	16/10/2025
Cable	Radiall	SMA-1m	16563	16/08/2023	16/10/2025
Multimeter	FLUKKE	8808A	10382	11/07/2024	11/09/2025
Spectrum analyzer	Rohde & Schwarz	FPL1007	17908	04/12/2023	04/02/2025
Software	Nexio	BAT EMC	0000		
Thermohygrometer	Testo	608-H2	12268	24/10/2022	24/12/2024
Thermohygrometer	Bioblock Scientific	Météostar	0963	25/09/2023	25/11/2025

BAT-EMC software version: V3.18.0.26 Blank cells = Permanent validity

RF CONDUCTED POWER - TABULATED RESULTS				
TEST CASE	FREQUENCY	LEVEL (dBm)	LIMIT (dBm)	RESULT TAB.
RF output power / Low Freq. / VO8161CA	902.4 MHz	16.33	30	EMI4525
RF output power / Mid. Freq. / VO8161CA	915 MHz	16.96	30	EMI4628
RF output power / High Freq. / VO8161CA	927.6 MHz	14.27	30	EMI4629

EUT MODIFICATIONS	OPERATOR	TEST DATE
N/A	FMO	05/08/2024

6.2. Effective isotropic radiated power

Reference standard:	FCC 47 CFR PART 15.247 RSS-247
Test method:	ANSI C63.10

General test setup: EUT is set on an insulating support at 150cm above the ground reference plane.

Measurement are done on a normalized test site by the substitution method.

The test antenna is oriented in the two polarizations (vertical and horizontal), and the product is rotated at 360° in the horizontal plane (See photo(s) for initial position of the EUT(0°)). If applicable the test antenna was raised and lowered through the specified range of height until a maximum signal level is detected.

For portable equipments a research of maximum level is done on the 3 axes. Only the highest levels are recorded.

TESTED CONFIGURATION	PARAMETER	SEVERITY	RESULT TAB.	VERDICT
EIRP / Low Freq. / VO8161CA	901.4MHz-903.4MHz	36dBm	EMI4601	**PASS**
EIRP / Mid. Freq. / VO8161CA	914MHz-916MHz	36dBm	EMI4493	**PASS**
EIRP / High Freq. / VO8161CA	926.6MHz-928.6MHz	36dBm	EMI4602	**PASS**

LABORATORY PARAMETERS:	REQUIRED PRIOR TO THE TEST	DURING THE TEST
Ambient Temperature	15 to 35 °C	*See Graph(s)*
Relative Humidity	20 to 75 %	*See Graph(s)*
Atmospheric pressure	N/A	*See Graph(s)*
Test method deviation: N/A		
Supplementary information: N/A		

TEST EQUIPMENT USED					
CATEGORY	BRAND	TYPE	IDENTIFIER	CAL. DATE	CAL. DUE
AC power source	GW Instek	APS-1102	17754	24/06/2023	24/08/2024
Antenna	ETS lindgren	3143B	17930	12/08/2021	12/10/2024
Attenuator	EMITECH	SUB.V4-H	18112	28/05/2024	28/07/2025
Attenuator	EMITECH	SUB.V4-V	18111	28/05/2024	28/07/2025
Cable	/	N-1m	3625	02/05/2023	02/07/2025
Cable	Techniwave	N-3.5m	18353	17/08/2023	17/10/2025
Cable	Techniwave	N-4m	18355	17/08/2023	17/10/2025
Multimeter	FLUKKE	8808A	10382	11/07/2024	11/09/2025
Receiver	Rohde & Schwarz	ESW26	17791	16/07/2024	16/09/2025
Shielded enclosure	COMTEST	FAR-3m	18014	17/08/2021	17/10/2024
Software	Nexio	BAT EMC	0000		
Thermohygrometer	Testo	608-H2	12268	24/10/2022	24/12/2024
Thermohygrometer	Bioblock Scientific	Météostar	0963	25/09/2023	25/11/2025

BAT-EMC software version: V3.18.0.26 Blank cells = Permanent validity

TEST SETUP PHOTO(S)


EFFECTIVE ISOTROPIC RADIATED POWER - GRAPH			
EIRP / LOW FREQ. / VO8161CA		EMI4601	
EUT mode:	Tx mode	**T (°C):**	24.2
Test Date:	05/08/2024	**H (%):**	46.4
Test Operator:	FMO	**P (hPa):**	1012

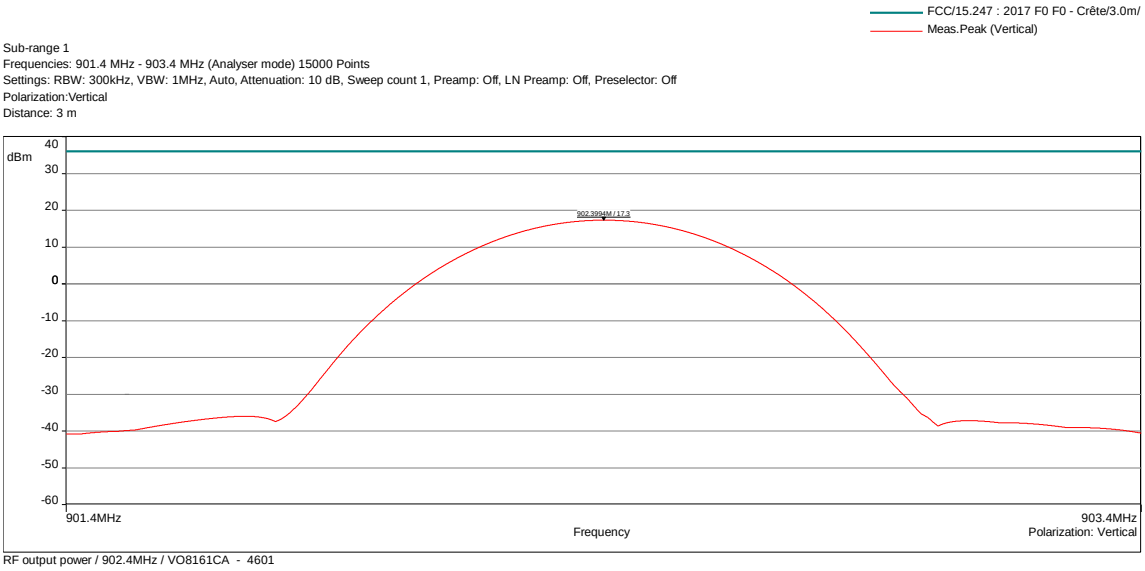

RF output power / 902.4MHz / VO8161CA - 4601

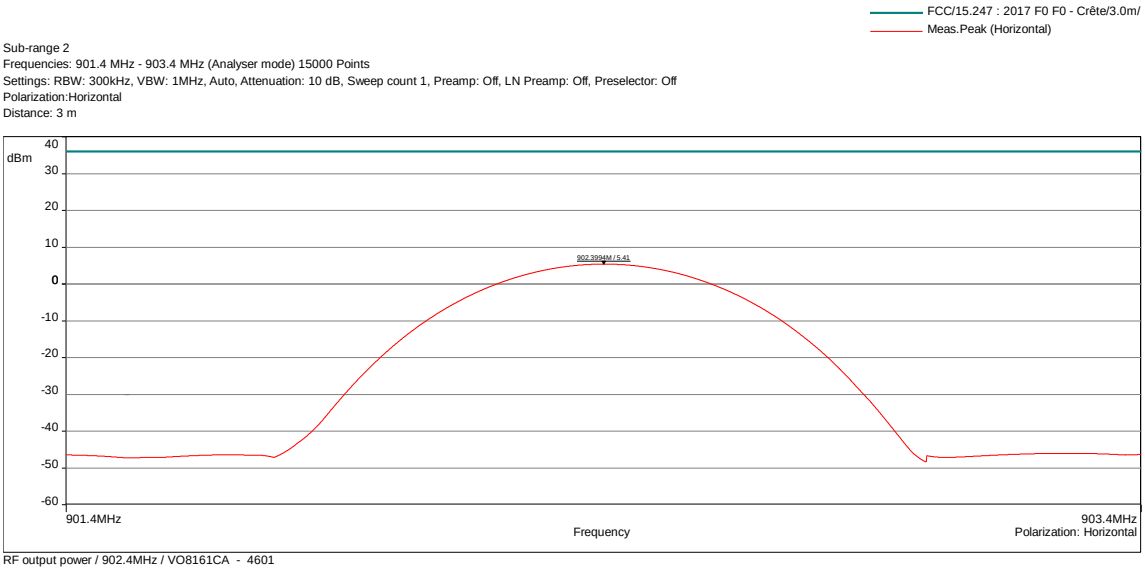

RF output power / 902.4MHz / VO8161CA - 4601

POSITION	FREQUENCIES	RBW	VBW	DETECTOR
Vertical	901.4MHz-903.4MHz	300kHz	1MHz	Peak
Horizontal	901.4MHz-903.4MHz	300kHz	1MHz	Peak
Configuration:	N/A			
Comments:	N/A			

EUT modification(s): N/A

EFFECTIVE ISOTROPIC RADIATED POWER - TABULATED RESULTS			
EIRP / LOW FREQ. / VO8161CA			EMI4601
Frequency (MHz)	**Polarization**	**Level (dBm)**	**Limit (dBm)**
902.4	Vertical	17.3	36dBm
902.4	Horizontal	5.41	36dBm

EFFECTIVE ISOTROPIC RADIATED POWER - GRAPH			
EIRP / MID. FREQ. / VO8161CA		EMI4493	
EUT mode:	Tx mode	**T (°C):**	24.2
Test Date:	05/08/2024	**H (%):**	46.4
Test Operator:	FMO	**P (hPa):**	1012

FCC/15.247 : 2017 F0 F0 - Crête/3.0m/
Meas.Peak (Vertical)

Sub-range 1
Frequencies: 914 MHz - 916 MHz (Analyser mode) 15000 Points
Settings: RBW: 1MHz, VBW: 3MHz, Auto, Attenuation: 10 dB, Sweep count 1, Preamp: Off, LN Preamp: Off, Preselector: Off
Polarization:Vertical
Distance: 3 m

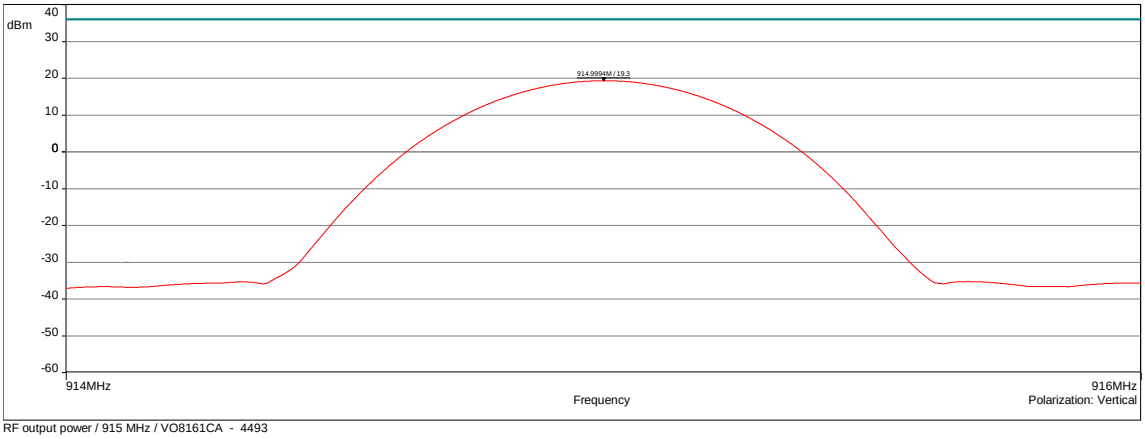

RF output power / 915 MHz / VO8161CA - 4493

FCC/15.247 : 2017 F0 F0 - Crête/3.0m/
Meas.Peak (Horizontal)

Sub-range 2
Frequencies: 914 MHz - 916 MHz (Analyser mode) 15000 Points
Settings: RBW: 1MHz, VBW: 3MHz, Auto, Attenuation: 10 dB, Sweep count 1, Preamp: Off, LN Preamp: Off, Preselector: Off
Polarization:Horizontal
Distance: 3 m

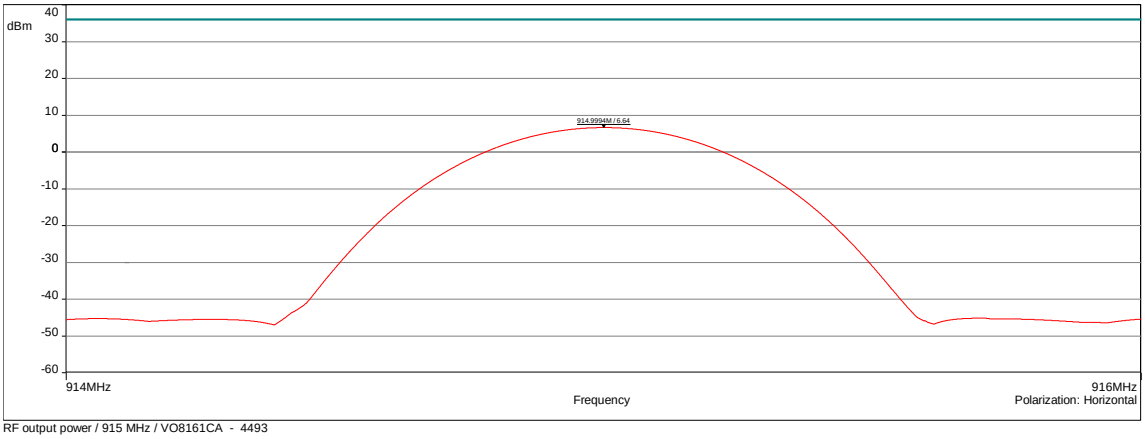

RF output power / 915 MHz / VO8161CA - 4493

POSITION	FREQUENCIES	RBW	VBW	DETECTOR
Vertical	914MHz-916MHz	1MHz	3MHz	Peak
Horizontal	914MHz-916MHz	1MHz	3MHz	Peak
Configuration:	N/A			
Comments:	N/A			

EUT modification(s): N/A

EFFECTIVE ISOTROPIC RADIATED POWER - TABULATED RESULTS			
EIRP / MID. FREQ. / VO8161CA			EMI4493
Frequency (MHz)	**Polarization**	**Level (dBm)**	**Limit (dBm)**
915	Vertical	19.3	36dBm
915	Horizontal	6.64	36dBm

EFFECTIVE ISOTROPIC RADIATED POWER - GRAPH			
EIRP / HIGH. FREQ. / VO8161CA		EMI4602	
EUT mode:	Tx mode	**T (°C):**	24.2
Test Date:	05/08/2024	**H (%):**	46.4
Test Operator:	FMO	**P (hPa):**	1012

FCC/15.247 : 2017 F0 F0 - Crête/3.0m/
Meas.Peak (Vertical)

Sub-range 1
Frequencies: 926.6 MHz - 928.6 MHz (Analyser mode) 15000 Points
Settings: RBW: 300kHz, VBW: 1MHz, Auto, Attenuation: 10 dB, Sweep count 1, Preamp: Off, LN Preamp: Off, Preselector: Off
Polarization:Vertical
Distance: 3 m

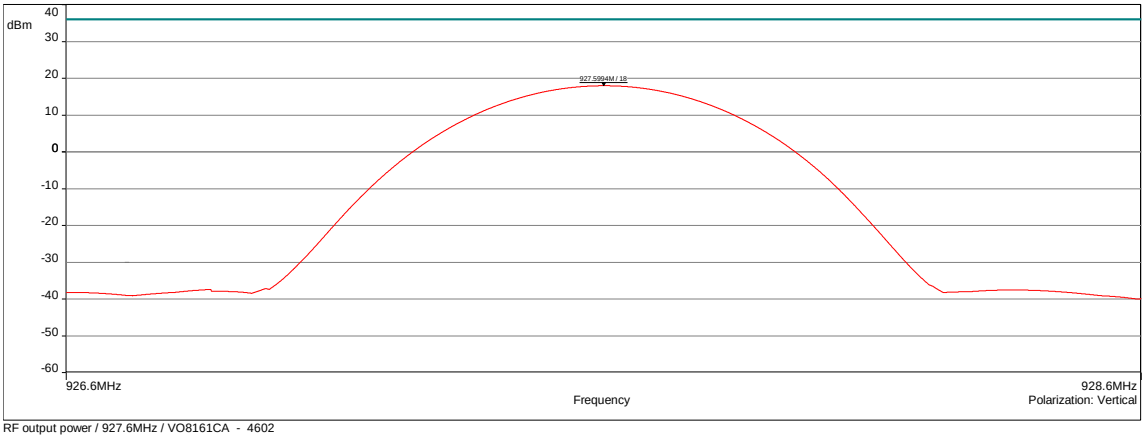

RF output power / 927.6MHz / VO8161CA - 4602

FCC/15.247 : 2017 F0 F0 - Crête/3.0m/
Meas.Peak (Horizontal)

Sub-range 2
Frequencies: 926.6 MHz - 928.6 MHz (Analyser mode) 15000 Points
Settings: RBW: 300kHz, VBW: 1MHz, Auto, Attenuation: 10 dB, Sweep count 1, Preamp: Off, LN Preamp: Off, Preselector: Off
Polarization:Horizontal
Distance: 3 m

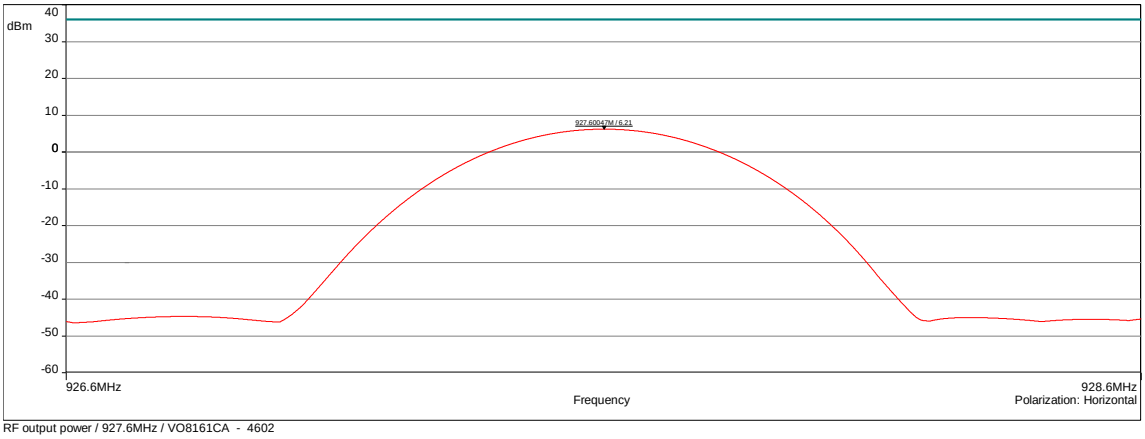

RF output power / 927.6MHz / VO8161CA - 4602

POSITION	FREQUENCIES	RBW	VBW	DETECTOR
Vertical	926.6MHz-928.6MHz	300kHz	1MHz	Peak
Horizontal	926.6MHz-928.6MHz	300kHz	1MHz	Peak
Configuration:	N/A			
Comments:	N/A			

EUT modification(s): N/A

EFFECTIVE ISOTROPIC RADIATED POWER - TABULATED RESULTS			
EIRP / HIGH. FREQ. / VO8161CA			EMI4602
Frequency (MHz)	**Polarization**	**Level (dBm)**	**Limit (dBm)**
927.6	Vertical	18.0	36dBm
927.6	Horizontal	6.21	36dBm

6.3. Transmitter radiated spurious emissions at frequencies >1GHz

Reference standard:	FCC 47 CFR PART 15.247; 15.209; 15.205 RSS-247; RSS-Gen
Test method:	ANSI C63.10

General test setup: EUT is set on an insulating support at 150cm above the ground reference plane.

Preliminary (peak) measurements were performed at an antenna to EUT separation distance of 3-meter. The EUT was rotated 360° about its azimuth with the receive antenna located at various heights in horizontal and vertical polarities.

Final measurements (quasi-peak or average) were then performed in a semi-anechoic chamber or Open Area Test Site that complies to CISPR 16. The EUT was rotated 360° about its azimuth and adjusting the receive antenna height from 1 to 4 m.

All frequencies were investigated, where applicable.

For portable equipments:

- For frequencies > 1GHz styrofoam wedges, precut to the 30°, 60°, and 90° angles, are used to support the EUT in the 6 different orientations.

Only the highest levels are recorded.

TESTED CONFIGURATION	PARAMETER	SEVERITY	RESULT TAB.	VERDICT
Radiated measurement / Low Freq. / VO8161CA	1GHz-10GHz	15.205 & 15.209	EMI4604	**PASS**
Radiated measurement / Mid. Freq. / VO8161CA	1GHz-10GHz	15.205 & 15.209	EMI4603	**PASS**
Radiated measurement / High Freq. / VO8161CA	1GHz-10GHz	15.205 & 15.209	EMI4494	**PASS**

LABORATORY PARAMETERS:	REQUIRED PRIOR TO THE TEST	DURING THE TEST
Ambient Temperature	15 to 35 °C	*See Graph(s)*
Relative Humidity	20 to 75 %	*See Graph(s)*
Atmospheric pressure	N/A	*See Graph(s)*
Test method deviation: N/A		
Supplementary information: N/A		

TEST EQUIPMENT USED					
CATEGORY	BRAND	TYPE	IDENTIFIER	CAL. DATE	CAL. DUE
AC power source	GW Instek	APS-1102	17754	24/06/2023	24/08/2024
Antenna	AARONIA	Powerlog 70180	15306	04/01/2023	04/03/2026
Cable	Techniwave	N-1.5m	18340	17/08/2023	17/10/2025
Cable	Techniwave	N-1.5m	18341	17/08/2023	17/10/2025
Cable	/	N-1m	3625	02/05/2023	02/07/2025
Filter	Micro-Tronics	HPM18865	12843	24/08/2021	24/10/2024
Multimeter	FLUKKE	8808A	10382	11/07/2024	11/09/2025
Preamplifier	IMPULSE	CA118-546ACN	9169	15/06/2023	15/08/2024
Receiver	Rohde & Schwarz	ESW26	17791	16/07/2024	16/09/2025
Shielded enclosure	COMTEST	FAR-3m	18014	17/08/2021	17/10/2024
Software	Nexio	BAT EMC	0000		
Thermohygrometer	Testo	608-H2	12268	24/10/2022	24/12/2024

CATEGORY	BRAND	TYPE	IDENTIFIER	CAL. DATE	CAL. DUE
Thermohygrometer	Bioblock Scientific	Météostar	0963	25/09/2023	25/11/2025

BAT-EMC software version: V3.18.0.26 Blank cells = Permanent validity

TRANSMITTER RADIATED SPURIOUS EMISSIONS AT FREQUENCIES >1GHZ - TABULATED RESULTS			
RADIATED MEASUREMENT / LOW FREQ. / VO8161CA			EMI4604
Frequency (MHz)	**Polarization**	**Level (dBµV/m)**	**Limit (dbµV/m)**
N/A	N/A	N/A	N/A
Supplementary information: No spurious emissions were detected.			

TRANSMITTER RADIATED SPURIOUS EMISSIONS AT FREQUENCIES >1GHZ - TABULATED RESULTS			
RADIATED MEASUREMENT / MID. FREQ. / VO8161CA			EMI4603
Frequency (MHz)	**Polarization**	**Level (dBµV/m)**	**Limit (dbµV/m)**
N/A	N/A	N/A	N/A
Supplementary information: No spurious emissions were detected.			

TRANSMITTER RADIATED SPURIOUS EMISSIONS AT FREQUENCIES >1GHZ - TABULATED RESULTS			
RADIATED MEASUREMENT / HIGH FREQ. / VO8161CA			EMI4494
Frequency (MHz)	**Polarization**	**Level (dBµV/m)**	**Limit (dbµV/m)**
N/A	N/A	N/A	N/A
Supplementary information: No spurious emissions were detected.			

TEST SETUP PHOTO(S)


TRANSMITTER RADIATED SPURIOUS EMISSIONS AT FREQUENCIES >1GHZ - GRAPH			
RADIATED MEASUREMENT / LOW FREQ. / VO8161CA		EMI4604	
EUT mode:	Tx mode	**T (°C):**	24.2
Test Date:	05/08/2024	**H (%):**	46.4
Test Operator:	FMO	**P (hPa):**	1012

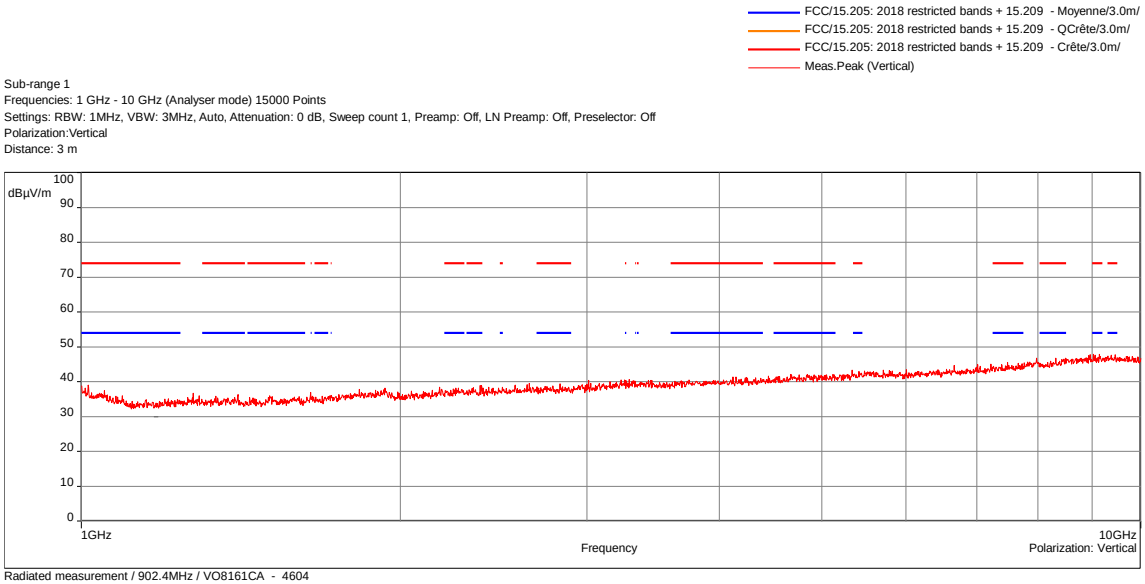

Radiated measurement / 902.4MHz / VO8161CA - 4604

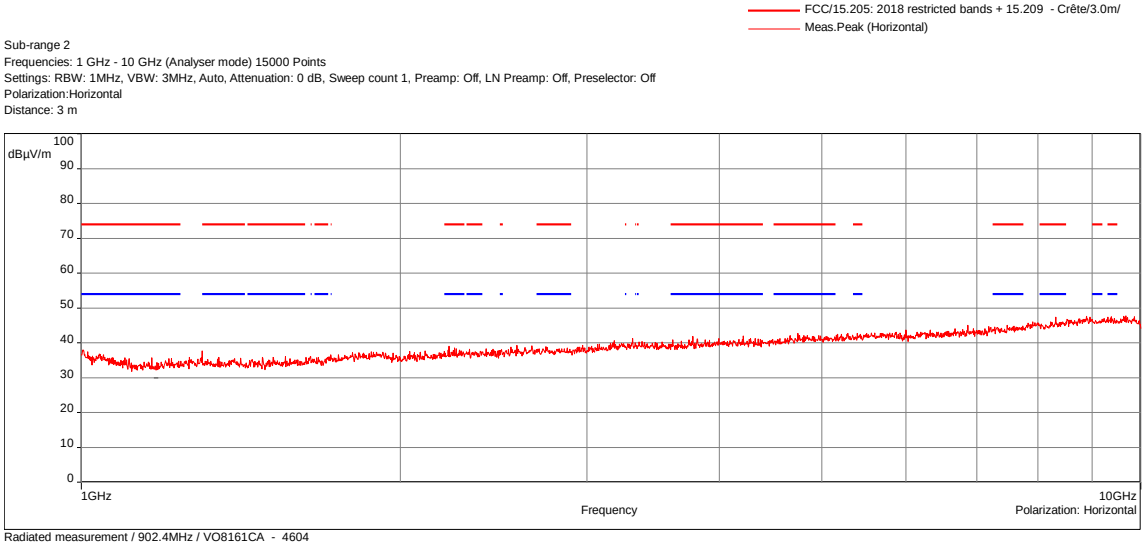

Radiated measurement / 902.4MHz / VO8161CA - 4604

POSITION	FREQUENCIES	RBW	VBW	DETECTOR
Vertical	1GHz-10GHz	1MHz	3MHz	Peak
Horizontal	1GHz-10GHz	1MHz	3MHz	Peak
Configuration:	N/A			
Comments:	N/A			

EUT modification(s): N/A

TRANSMITTER RADIATED SPURIOUS EMISSIONS AT FREQUENCIES >1GHZ - GRAPH			
RADIATED MEASUREMENT / MID. FREQ. / VO8161CA		EMI4603	
EUT mode:	Tx mode	**T (°C):**	24.2
Test Date:	05/08/2024	**H (%):**	46.4
Test Operator:	FMO	**P (hPa):**	1012

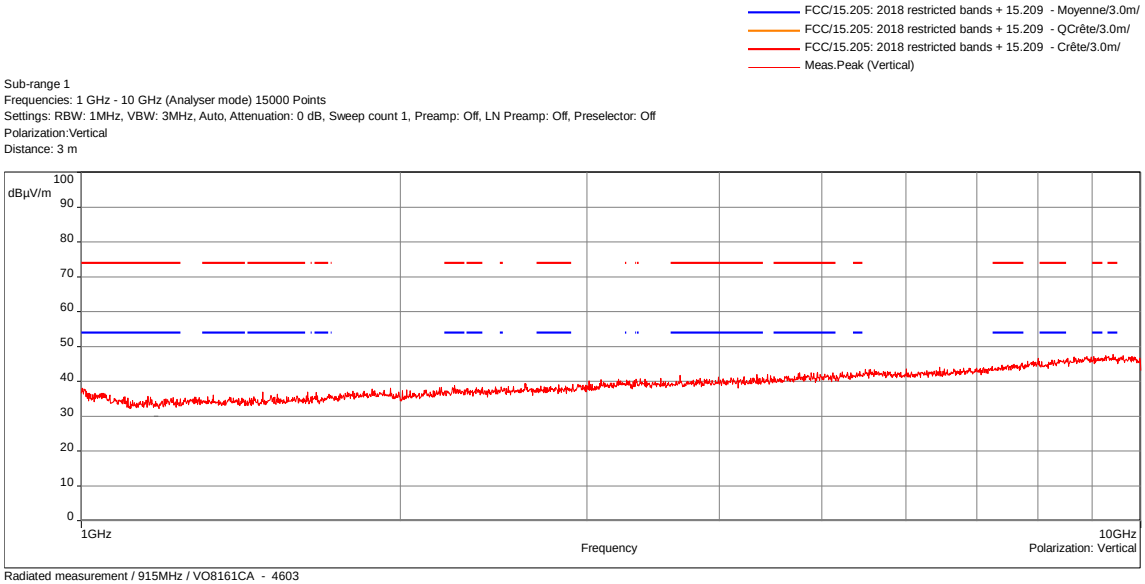

Radiated measurement / 915MHz / VO8161CA - 4603

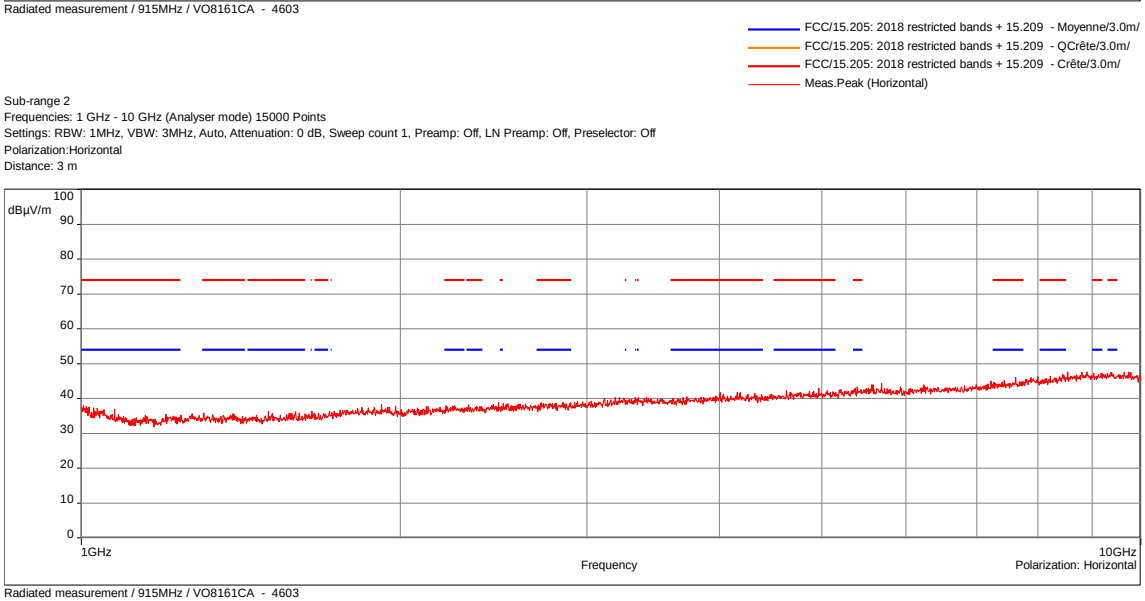

Radiated measurement / 915MHz / VO8161CA - 4603

POSITION	FREQUENCIES	RBW	VBW	DETECTOR
Vertical	1GHz-10GHz	1MHz	3MHz	Peak
Horizontal	1GHz-10GHz	1MHz	3MHz	Peak
Configuration:	N/A			
Comments:	N/A			

EUT modification(s): N/A

TRANSMITTER RADIATED SPURIOUS EMISSIONS AT FREQUENCIES >1GHZ - GRAPH			
RADIATED MEASUREMENT / HIGH FREQ. / VO8161CA		EMI4494	
EUT mode:	Tx mode	**T (°C):**	24.2
Test Date:	05/08/2024	**H (%):**	46.4
Test Operator:	FMO	**P (hPa):**	1012

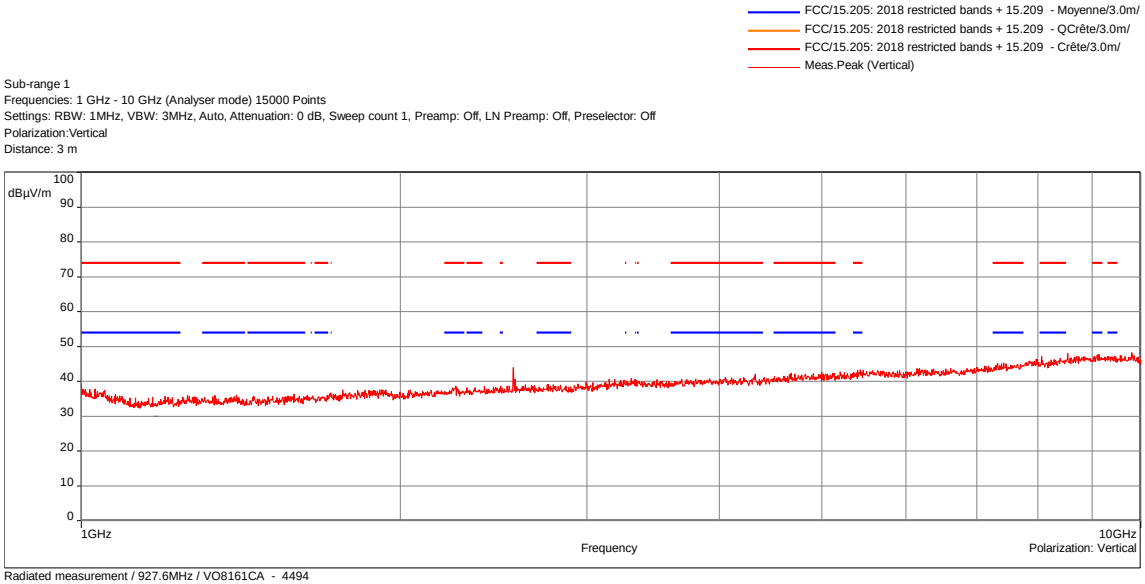

Radiated measurement / 927.6MHz / VO8161CA - 4494

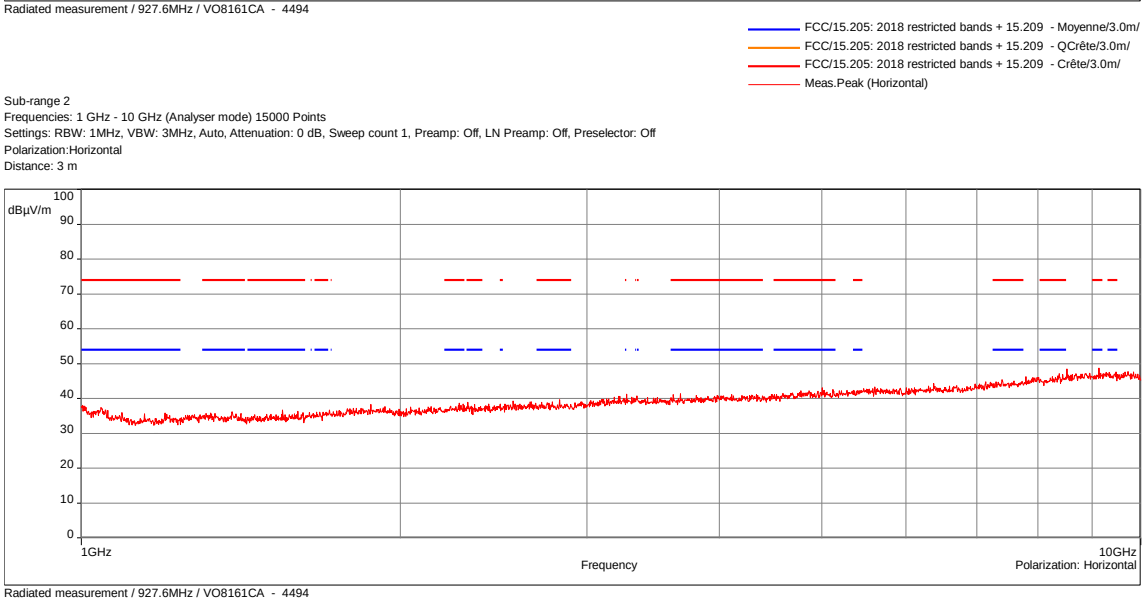

Radiated measurement / 927.6MHz / VO8161CA - 4494

POSITION	FREQUENCIES	RBW	VBW	DETECTOR
Vertical	1GHz-10GHz	1MHz	3MHz	Peak
Horizontal	1GHz-10GHz	1MHz	3MHz	Peak
Configuration:	N/A			
Comments:	N/A			

EUT modification(s): N/A

End of test report