Testing Laboratory 3787

RADIO TEST REPORT

FCC ID	:	2AU6R03993
Equipment	:	Security Router
Brand Name	:	ZYXEL
Model Name	:	SCR 60AX
Applicant	:	Zyxel Networks Corporation No.2 Industry East RD. IX, Hsinchu Science Park, Hsinchu 30075, Taiwan, R.O.C
Manufacturer	:	Zyxel Networks Corporation No.2 Industry East RD. IX, Hsinchu Science Park, Hsinchu 30075, Taiwan, R.O.C
Standard	:	47 CFR FCC Part 15.407

The product was received on Jul. 12, 2023, and testing was started from Aug. 24, 2023 and completed on Oct. 27, 2023. We, Sporton International Inc. Hsinchu Laboratory, would like to declare that the tested sample has been evaluated in accordance with the procedures given in ANSI C63.10-2013 and shown compliance with the applicable technical standards.

The test results in this report apply exclusively to the tested model / sample. Without written approval of Sporton International Inc. Hsinchu Laboratory, the test report shall not be reproduced except in full.

Approved by: Sam Chen

Sporton International Inc. Hsinchu Laboratory
No.8, Ln. 724, Bo'ai St., Zhubei City, Hsinchu County 302010, Taiwan (R.O.C.)

Table of Contents

History of this test report **3**

Summary of Test Result **4**

1 General Description **5**

1.1 Information 5
1.2 Applicable Standards 11
1.3 Testing Location Information 11
1.4 Measurement Uncertainty 12

2 Test Configuration of EUT **13**

2.1 Test Channel Mode 13
2.2 The Worst Case Measurement Configuration 16
2.3 EUT Operation during Test 17
2.4 Accessories 18
2.5 Support Equipment 18
2.6 Test Setup Diagram 19

3 Transmitter Test Result **22**

3.1 AC Power-line Conducted Emissions 22
3.2 Emission Bandwidth 24
3.3 Maximum Output Power 25
3.4 Power Spectral Density 28
3.5 Unwanted Emissions 31

4 Test Equipment and Calibration Data **36**

Appendix A. Test Results of AC Power-line Conducted Emissions
Appendix B. Test Results of Emission Bandwidth
Appendix C. Test Results of Maximum Output Power
Appendix D. Test Results of Power Spectral Density
Appendix E. Test Results of Unwanted Emissions
Appendix F. Test Results of Radiated Emission Co-location
Appendix G. Test Photos
Photographs of EUT v01

History of this test report

Report No.	Version	Description	Issued Date
FR352214AC	01	Initial issue of report	Dec. 12, 2023

Summary of Test Result

Report Clause	Ref Std. Clause	Test Items	Result (PASS/FAIL)	Remark
1.1.2	15.203	Antenna Requirement	PASS	-
3.1	15.207	AC Power-line Conducted Emissions	PASS	-
3.2	15.407(a)	Emission Bandwidth	PASS	-
3.3	15.407(a)	Maximum Output Power	PASS	-
3.4	15.407(a)	Power Spectral Density	PASS	-
3.5	15.407(b)	Unwanted Emissions	PASS	-

Conformity Assessment Condition:

1. The test results (PASS/FAIL) with all measurement uncertainty excluded are presented against the regulation limits or in accordance with the requirements stipulated by the applicant/manufacturer who shall bear all the risks of non-compliance that may potentially occur if measurement uncertainty is taken into account.
2. The measurement uncertainty please refer to each test result in the chapter "Measurement Uncertainty".

Disclaimer:

The product specifications of the EUT presented in the test report that may affect the test assessments are declared by the manufacturer who shall take full responsibility for the authenticity.

Reviewed by: Sam Chen
Report Producer: Wendy Pan

1 General Description

1.1 Information

1.1.1 RF General Information

Frequency Range (MHz)	IEEE Std. 802.11	Ch. Frequency (MHz)	Channel Number
5150-5250	a, n (HT20), ac (VHT20), ax (HEW20)	5180-5240	36-48 [4]
5250-5350		5260-5320	52-64 [4]
5470-5725		5500-5720	100-144 [12]
5725-5850		5745-5825	149-165 [5]
5150-5250	n (HT40), ac (VHT40), ax (HEW40)	5190-5230	38-46 [2]
5250-5350		5270-5310	54-62 [2]
5470-5725		5510-5710	102-142 [6]
5725-5850		5755-5795	151-159 [2]
5150-5250	ac (VHT80), ax (HEW80)	5210	42 [1]
5250-5350		5290	58 [1]
5470-5725		5530-5690	106-138 [3]
5725-5850		5775	155 [1]
5150-5350	ac (VHT160), ax (HEW160)	5250	50 [1]
5470-5725		5570	114 [1]

Band	Mode	BWch (MHz)	Nant
5.15-5.25GHz	802.11a	20	4TX
5.15-5.25GHz	802.11n HT20	20	4TX
5.15-5.25GHz	802.11n HT20-BF	20	4TX
5.15-5.25GHz	802.11ac VHT20	20	4TX
5.15-5.25GHz	802.11ac VHT20-BF	20	4TX
5.15-5.25GHz	802.11ax HEW20	20	4TX
5.15-5.25GHz	802.11ax HEW20-BF	20	4TX
5.15-5.25GHz	802.11n HT40	40	4TX
5.15-5.25GHz	802.11n HT40-BF	40	4TX
5.15-5.25GHz	802.11ac VHT40	40	4TX
5.15-5.25GHz	802.11ac VHT40-BF	40	4TX
5.15-5.25GHz	802.11ax HEW40	40	4TX
5.15-5.25GHz	802.11ax HEW40-BF	40	4TX
5.15-5.25GHz	802.11ac VHT80	80	4TX
5.15-5.25GHz	802.11ac VHT80-BF	80	4TX
5.15-5.25GHz	802.11ax HEW80	80	4TX

Band	Mode	BWch (MHz)	Nant
5.15-5.25GHz	802.11ax HEW80-BF	80	4TX
5.15-5.25GHz	802.11ac VHT160	160	4TX
5.15-5.25GHz	802.11ac VHT160-BF	160	4TX
5.15-5.25GHz	802.11ax HEW160	160	4TX
5.15-5.25GHz	802.11ax HEW160-BF	160	4TX
5.25-5.35GHz	802.11a	20	4TX
5.25-5.35GHz	802.11n HT20	20	4TX
5.25-5.35GHz	802.11n HT20-BF	20	4TX
5.25-5.35GHz	802.11ac VHT20	20	4TX
5.25-5.35GHz	802.11ac VHT20-BF	20	4TX
5.25-5.35GHz	802.11ax HEW20	20	4TX
5.25-5.35GHz	802.11ax HEW20-BF	20	4TX
5.25-5.35GHz	802.11n HT40	40	4TX
5.25-5.35GHz	802.11n HT40-BF	40	4TX
5.25-5.35GHz	802.11ac VHT40	40	4TX
5.25-5.35GHz	802.11ac VHT40-BF	40	4TX
5.25-5.35GHz	802.11ax HEW40	40	4TX
5.25-5.35GHz	802.11ax HEW40-BF	40	4TX
5.25-5.35GHz	802.11ac VHT80	80	4TX
5.25-5.35GHz	802.11ac VHT80-BF	80	4TX
5.25-5.35GHz	802.11ax HEW80	80	4TX
5.25-5.35GHz	802.11ax HEW80-BF	80	4TX
5.25-5.35GHz	802.11ac VHT160	160	4TX
5.25-5.35GHz	802.11ac VHT160-BF	160	4TX
5.25-5.35GHz	802.11ax HEW160	160	4TX
5.25-5.35GHz	802.11ax HEW160-BF	160	4TX
5.47-5.725GHz	802.11a	20	4TX
5.47-5.725GHz	802.11n HT20	20	4TX
5.47-5.725GHz	802.11n HT20-BF	20	4TX
5.47-5.725GHz	802.11ac VHT20	20	4TX
5.47-5.725GHz	802.11ac VHT20-BF	20	4TX
5.47-5.725GHz	802.11ax HEW20	20	4TX
5.47-5.725GHz	802.11ax HEW20-BF	20	4TX
5.47-5.725GHz	802.11n HT40	40	4TX
5.47-5.725GHz	802.11n HT40-BF	40	4TX
5.47-5.725GHz	802.11ac VHT40	40	4TX
5.47-5.725GHz	802.11ac VHT40-BF	40	4TX
5.47-5.725GHz	802.11ax HEW40	40	4TX
5.47-5.725GHz	802.11ax HEW40-BF	40	4TX
5.47-5.725GHz	802.11ac VHT80	80	4TX

Band	Mode	BWch (MHz)	Nant
5.47-5.725GHz	802.11ac VHT80-BF	80	4TX
5.47-5.725GHz	802.11ax HEW80	80	4TX
5.47-5.725GHz	802.11ax HEW80-BF	80	4TX
5.47-5.725GHz	802.11ac VHT160	160	4TX
5.47-5.725GHz	802.11ac VHT160-BF	160	4TX
5.47-5.725GHz	802.11ax HEW160	160	4TX
5.47-5.725GHz	802.11ax HEW160-BF	160	4TX
5.725-5.85GHz	802.11a	20	4TX
5.725-5.85GHz	802.11n HT20	20	4TX
5.725-5.85GHz	802.11n HT20-BF	20	4TX
5.725-5.85GHz	802.11ac VHT20	20	4TX
5.725-5.85GHz	802.11ac VHT20-BF	20	4TX
5.725-5.85GHz	802.11ax HEW20	20	4TX
5.725-5.85GHz	802.11ax HEW20-BF	20	4TX
5.725-5.85GHz	802.11n HT40	40	4TX
5.725-5.85GHz	802.11n HT40-BF	40	4TX
5.725-5.85GHz	802.11ac VHT40	40	4TX
5.725-5.85GHz	802.11ac VHT40-BF	40	4TX
5.725-5.85GHz	802.11ax HEW40	40	4TX
5.725-5.85GHz	802.11ax HEW40-BF	40	4TX
5.725-5.85GHz	802.11ac VHT80	80	4TX
5.725-5.85GHz	802.11ac VHT80-BF	80	4TX
5.725-5.85GHz	802.11ax HEW80	80	4TX
5.725-5.85GHz	802.11ax HEW80-BF	80	4TX

Note:
- 11a, HT20 and HT40 use a combination of OFDM-BPSK, QPSK, 16QAM, 64QAM modulation.
- VHT20, VHT40, VHT80 and VHT160 use a combination of OFDM-BPSK, QPSK, 16QAM, 64QAM, 256QAM modulation.
- HEW20, HEW40, HEW80 and HEW160 use a combination of OFDMA-BPSK, QPSK, 16QAM, 64QAM, 256QAM, 1024QAM modulation.
- BWch is the nominal channel bandwidth.

1.1.2 Antenna Information

Ant.	Port			Brand	Model Name	Antenna Type	Connector	Gain (dBi)
	2.4GHz	5GHz	Bluetooth					
1	1	-	-	PSA	WA-P-LA-06-008	PCB	I-PEX	Note1
2	2	-	-	PSA	WA-P-LA-05-015	PCB	I-PEX	
3	-	1	-	PSA	WA-P-LC-02-086	PCB	I-PEX	
4	-	2	-	PSA	WA-P-LC-03-025	PCB	I-PEX	
5	3	3	-	PSA	WA-P-LB-11-003	PCB	I-PEX	
6	4	4	-	PSA	WA-P-LB-01-323	PCB	I-PEX	
7	-	-	1	PSA	BT	Printed	N/A	

Note1:

Ant.	Gain (dBi)							
	WLAN 2.4GHz 2400~2500 MHz	WLAN 5GHz 5150~5250 MHz	WLAN 5GHz 5251~5300 MHz	WLAN 5GHz 5301~5490 MHz	WLAN 5GHz 5491~5725 MHz	WLAN 5GHz 5726~5835 MHz	WLAN 5GHz 5836~5930 MHz	Bluetooth
1	2.74	-	-	-		-		-
2	3.65	-	-	-		-		-
3	-	4.46	4.54	4.26	4.07	4.07	4.01	-
4	-	4.44	4.33	4.26	4.63	4.58	4.61	-
5	3.44	4.51	4.60	4.60	4.15	4.61	4.57	-
6	3.61	4.36	3.83	3.88	4.01	4.38	4.22	-
7	-	-	-	-	-	-	-	1.93

Note2: The above information was declared by manufacturer.

For 2.4GHz function:

For IEEE 802.11b/g/n/VHT/ax mode (4TX/4RX):

Port 1, Port 2, Port 3 and Port 4 can be used as transmitting/receiving antenna.

Port 1, Port 2, Port 3 and Port 4could transmit/receive simultaneously.

For 5GHz function:

For IEEE 802.11a/n/ac/ax mode (4TX/4RX):

Port 1, Port 2, Port 3 and Port 4 can be used as transmitting/receiving antenna.

Port 1, Port 2, Port 3 and Port 4could transmit/receive simultaneously.

For Bluetooth function(1TX/1RX):

Port 1 can be used as transmitting/receiving antenna.

Port 1 could transmit/receive simultaneously.

Note 3: Directional gain information

Type	Maximum Output Power	Power Spectral Density
Non-BF	Directional gain = Max.gain + array gain. For power measurements on IEEE 802.11 devices Array Gain = 0 dB (i.e., no array gain) for N ANT ≤ 4	$DirectionalGain = 10 \cdot \log\left[\frac{\sum_{j=1}^{N_{SS}}\left\{\sum_{k=1}^{N_{ANT}} g_{j,k}\right\}^2}{N_{ANT}}\right]$
BF	$DirectionalGain = 10 \cdot \log\left[\frac{\sum_{j=1}^{N_{SS}}\left\{\sum_{k=1}^{N_{ANT}} g_{j,k}\right\}^2}{N_{ANT}}\right]$	$DirectionalGain = 10 \cdot \log\left[\frac{\sum_{j=1}^{N_{SS}}\left\{\sum_{k=1}^{N_{ANT}} g_{j,k}\right\}^2}{N_{ANT}}\right]$

Ex.

Directional Gain (NSS1) formula :

$$DirectionalGain = 10 \cdot \log\left[\frac{\sum_{j=1}^{N_{SS}}\left\{\sum_{k=1}^{N_{ANT}} g_{j,k}\right\}^2}{N_{ANT}}\right]$$

NSS1(g1,1) = $10^{G1/20}$; NSS1(g1,2)= $10^{G2/20}$; NSS1(g1,2)= $10^{G3/20}$; NSS1(g1,2)= $10^{G4/20}$

gj,k =$(Nss1(g1,1) + Nss1(g1,2) + Nss1(g1,3) + Nss1(g1,4))^2$

DG = 10 log[$(Nss1(g1,1) + Nss1(g1,2) + Nss1(g1,3) + Nss1(g1,4))^2 / N_{ANT}$] => 10 log[$(10^{G1/20} + 10^{G2/20} + 10^{G3/20} + 10^{G4/20})^2 / N_{ANT}$]

Where ;

2.4G G1= 2.74 dBi ;G2= 3.65 dBi ;G3= 3.44 dBi ;G4= 3.61 dBi

5G UNII-1 G1 = 4.46 dBi; G2 = 4.44 dBi;G3 = 4.51 dBi; G4 = 4.36 dBi

5G UNII-2A G1 = 4.54 dBi; G2 = 4.33 dBi;G3 = 4.60 dBi; G4 = 3.83 dBi

5G UNII-2C G1 = 4.07 dBi; G2 = 4.63 dBi;G3 = 4.15 dBi; G4 = 4.01 dBi

5G UNII-3 G1 = 4.07 dBi; G2 = 4.58 dBi;G3 = 4.61 dBi; G4 = 4.38 dBi

5G UNII-4 G1 = 4.01 dBi; G2 = 4.61 dBi;G3 = 4.57 dBi; G4 = 4.22 dBi

2.4G DG = 9.39 dBi

5G UNII-1 DG = 10.46 dBi

5G UNII-2A DG = 10.35 dBi

5G UNII-2C DG = 10.24 dB

5G UNII-3 DG = 10.43 dBi

5G UNII-4 DG = 10.38 dBi

1.1.3 Mode Test Duty Cycle

Mode	DC	DCF(dB)	T(s)	VBW(Hz) ≥ 1/T
802.11a	0.962	0.17	1.4m	1k
802.11ax HEW20	0.867	0.62	350u	3k
802.11ax HEW20-BF	0.867	0.62	350u	3k
802.11ax HEW40	0.864	0.63	350u	3k
802.11ax HEW40-BF	0.864	0.63	350u	3k
802.11ax HEW80	0.865	0.63	338.125u	3k
802.11ax HEW80-BF	0.865	0.63	338.125u	3k
802.11ax HEW160	0.854	0.69	334.375u	3k
802.11ax HEW160-BF	0.854	0.69	334.375u	3k

Note:
- DC is Duty Cycle.
- DCF is Duty Cycle Factor.

1.1.4 EUT Operational Condition

EUT Power Type	From Power Adapter			
Beamforming Function	☒	With beamforming	☐	Without beamforming
	The product has beamforming function for 11n/VHT/11ax in 2.4GHz, 11n/11ac/11ax in 5GHz.			
Weather Band	☒	With 5600~5650MHz	☐	Without 5600~5650MHz
Function	☐	Outdoor P2M	☒	Indoor P2M
	☐	Fixed P2P	☐	Client
	☒	Point-to-multipoint	☐	Point-to-point
TPC Function	☒	With TPC	☐	Without TPC
Channel Puncturing Function	☐	Supported	☒	Unsupported
Support RU	☒	Full RU	☐	Partial RU
Test Software Version	Qatool 0.0.2.97			

Note: The above information was declared by manufacturer.

1.2 Applicable Standards

According to the specifications of the manufacturer, the EUT must comply with the requirements of the following standards:

- 47 CFR FCC Part 15
- ANSI C63.10-2013
- FCC KDB 789033 D02 v02r01

The following reference test guidance is not within the scope of accreditation of TAF.

- FCC KDB 662911 D01 v02r01
- FCC KDB 412172 D01 v01r01
- FCC KDB 414788 D01 v01r01

1.3 Testing Location Information

Testing Location Information	
Test Lab.：Sporton International Inc. Hsinchu Laboratory	
Hsinchu (TAF: 3787)	ADD: No.8, Ln. 724, Bo'ai St., Zhubei City, Hsinchu County 302010, Taiwan (R.O.C.) TEL: 886-3-656-9065 FAX: 886-3-656-9085 Test site Designation No. TW3787 with FCC. Conformity Assessment Body Identifier (CABID) TW3787 with ISED.

Test Condition	Test Site No.	Test Engineer	Test Environment (°C / %)	Test Date
RF Conducted	TH01-CB	Eason Chen	24.2-25.1 / 61-68	Aug. 28, 2023~ Oct. 17, 2023
Radiated below 1GHz	03CH05-CB	Mark Hsu	22.2-23.3 / 56-59	Sep. 09, 2023~ Oct. 25, 2023
Radiated above1GHz	03CH05-CB	Mark Hsu	22.2-23.3 / 56-59	Aug. 24, 2023~ Oct. 16, 2023
	03CH06-CB		22.4-23.5 / 55-58	
AC Conduction	CO01-CB	Elvin Yeh	21~23 / 51~53	Aug. 28, 2023~ Oct. 17, 2023

1.4 Measurement Uncertainty

ISO/IEC 17025 requires that an estimate of the measurement uncertainties associated with the emissions test results be included in the report. The measurement uncertainties given below are based on a 95% confidence level (based on a coverage factor (k=2)

Test Items	Uncertainty	Remark
Conducted Emission (150kHz ~ 30MHz)	3.4 dB	Confidence levels of 95%
Radiated Emission (9kHz ~ 30MHz)	3.7 dB	Confidence levels of 95%
Radiated Emission (30MHz ~ 1,000MHz)	5.1 dB	Confidence levels of 95%
Radiated Emission (1GHz ~ 18GHz)	4.1 dB	Confidence levels of 95%
Radiated Emission (18GHz ~ 40GHz)	4.2 dB	Confidence levels of 95%
Conducted Emission	3.1 dB	Confidence levels of 95%
Output Power Measurement	0.8 dB	Confidence levels of 95%
Power Density Measurement	3.1 dB	Confidence levels of 95%
Bandwidth Measurement	2.2%	Confidence levels of 95%

2 Test Configuration of EUT

2.1 Test Channel Mode

Mode	Power Setting
802.11a_Nss1,(6Mbps)_4TX	-
5180MHz	16
5200MHz	16.5
5240MHz	16
5260MHz	9
5300MHz	9.5
5320MHz	9.5
5500MHz	10
5580MHz	10
5700MHz	10.5
5720MHz Straddle 5.47-5.725GHz	10
5720MHz Straddle 5.725-5.85GHz	10
5745MHz	19
5785MHz	19
5825MHz	19.5
802.11ax HEW20_Nss1,(MCS0)_4TX	-
5180MHz	17
5200MHz	17
5240MHz	16.5
5260MHz	10.5
5300MHz	10.5
5320MHz	10.5
5500MHz	11
5580MHz	11
5700MHz	11
5720MHz Straddle 5.47-5.725GHz	11
5720MHz Straddle 5.725-5.85GHz	11
5745MHz	21
5785MHz	21
5825MHz	21.5
802.11ax HEW40_Nss1,(MCS0)_4TX	-
5190MHz	16.5
5230MHz	19
5270MHz	13
5310MHz	13.5
5510MHz	13.5

Mode	Power Setting
5550MHz	13
5670MHz	13.5
5710MHz Straddle 5.47-5.725GHz	13.5
5710MHz Straddle 5.725-5.85GHz	13.5
5755MHz	21
5795MHz	21.5
802.11ax HEW80_Nss1,(MCS0)_4TX	-
5210MHz	15
5290MHz	16
5530MHz	17
5610MHz	16.5
5690MHz Straddle 5.47-5.725GHz	17
5690MHz Straddle 5.725-5.85GHz	17
5775MHz	22
802.11ax HEW160_Nss1,(MCS0)_4TX	-
5250MHz Straddle 5.15-5.25GHz	16
5250MHz Straddle 5.25-5.35GHz	16
5570MHz	16
802.11ax HEW20-BF_Nss1,(MCS0)_4TX	-
5180MHz	17
5200MHz	17
5240MHz	16.5
5260MHz	10.5
5300MHz	10.5
5320MHz	10.5
5500MHz	11
5580MHz	11
5700MHz	11
5720MHz Straddle 5.47-5.725GHz	11
5720MHz Straddle 5.725-5.85GHz	11
5745MHz	17
5785MHz	17
5825MHz	17.5
802.11ax HEW40-BF_Nss1,(MCS0)_4TX	-
5190MHz	16.5
5230MHz	17
5270MHz	11
5310MHz	11.5
5510MHz	13.5
5550MHz	11.5

Mode	Power Setting
5670MHz	11.5
5710MHz Straddle 5.47-5.725GHz	11.5
5710MHz Straddle 5.725-5.85GHz	11.5
5755MHz	17
5795MHz	17
802.11ax HEW80-BF_Nss1,(MCS0)_4TX	-
5210MHz	15
5290MHz	12
5530MHz	12.5
5610MHz	12
5690MHz Straddle 5.47-5.725GHz	12
5690MHz Straddle 5.725-5.85GHz	12
5775MHz	18
802.11ax HEW160-BF_Nss1,(MCS0)_4TX	-
5250MHz Straddle 5.15-5.25GHz	15
5250MHz Straddle 5.25-5.35GHz	15
5570MHz	12.5

Note:
- Evaluated HEW20/HEW40/HEW80/HEW160 mode only due to the similar modulation. The power setting of HT20/HT40/VHT20/VHT40/VHT80/VHT160 mode are the same or lower than HEW20/HEW40/HEW80/HEW160.
- The EUT supports non-beamforming and beamforming modes, after evaluating, the non-beamforming mode has been selected to execute all tests. The beamforming mode evaluates the output power only.

2.2 The Worst Case Measurement Configuration

The Worst Case Mode for Following Conformance Tests	
Tests Item	AC power-line conducted emissions
Condition	AC power-line conducted measurement for line and neutral Test Voltage: 120Vac / 60Hz
Operating Mode	CTX
1	EUT + WLAN 2.4GHz + Adapter
2	EUT + WLAN 5GHz + Adapter
3	EUT + Bluetooth + Adapter
For operating mode 3 is the worst case and it was record in this test report.	

The Worst Case Mode for Following Conformance Tests	
Tests Item	Emission Bandwidth Maximum Output Power Power Spectral Density
Test Condition	Conducted measurement at transmit chains

The Worst Case Mode for Following Conformance Tests	
Tests Item	Unwanted Emissions
Test Condition	Radiated measurement If EUT consist of multiple antenna assembly (multiple antenna are used in EUT regardless of spatial multiplexing MIMO configuration), the radiated test should be performed with highest antenna gain of each antenna type.
Operating Mode < 1GHz	CTX
After evaluating, EUT in Y axis was the worst case, so the measurement will follow this same test configuration.	
1	EUT in Y axis + WLAN 2.4GHz + Adapter
2	EUT in Y axis + WLAN 5GHz + Adapter
3	EUT in Y axis + Bluetooth + Adapter
For operating mode 1 is the worst case and it was record in this test report.	
Operating Mode > 1GHz	CTX
After evaluating, EUT in Y axis was the worst case, so the measurement will follow this same test configuration.	
1	EUT in Y axis

The Worst Case Mode for Following Conformance Tests	
Tests Item	Simultaneous Transmission Analysis - Radiated Emission Co-location
Test Condition	Radiated measurement
After evaluating, EUT in Y axis was the worst case, so the measurement will follow this same test configuration.	
Operating Mode	Normal Link
1	EUT in Y axis WLAN 2.4GHz + WALN 5GHz
Refer to Appendix G for Radiated Emission Co-location.	

The Worst Case Mode for Following Conformance Tests	
Tests Item	Simultaneous Transmission Analysis - Co-location RF Exposure Evaluation
Operating Mode	
1	WLAN 2.4GHz + WALN 5GHz
Refer to Sporton Test Report No.: FA352214 for Co-location RF Exposure Evaluation.	

2.3 EUT Operation during Test

For CTX Mode:

The EUT was programmed to be in continuously transmitting mode.

For Normal Link Mode:

During the test, the EUT operation to normal function.

2.4 Accessories

Accessories			
Equipment Name	**Brand Name**	**Model Name**	**Rating**
Adapter	APD	WA-36W12R	Input: 100-240V~, 50-60Hz, 0.9A Max Output: 12.0V, 3.0A, 36.0W
Other			
Plug*1			

2.5 Support Equipment

For AC Conduction:

Support Equipment				
No.	**Equipment**	**Brand Name**	**Model Name**	**FCC ID**
A	LAN NB	DELL	E6430	N/A

For Radiated (below 1GHz) and Radiated (above 1GHz):

Support Equipment				
No.	**Equipment**	**Brand Name**	**Model Name**	**FCC ID**
A	Notebook	DELL	E4300	N/A

For RF Conducted:

Support Equipment				
No.	**Equipment**	**Brand Name**	**Model Name**	**FCC ID**
A	Notebook	DELL	E4300	N/A

2.6 Test Setup Diagram

Test Setup Diagram – AC Line Conducted Emission Test



Item	Connection	Shielded	Length
1	Power cable	No	1.6m
2	RJ-45 cable	No	10m
3	RJ-45 cable*5	No	1.5m
4	Console cable	No	0.9m

Test Setup Diagram - Radiated Test < 1GHz

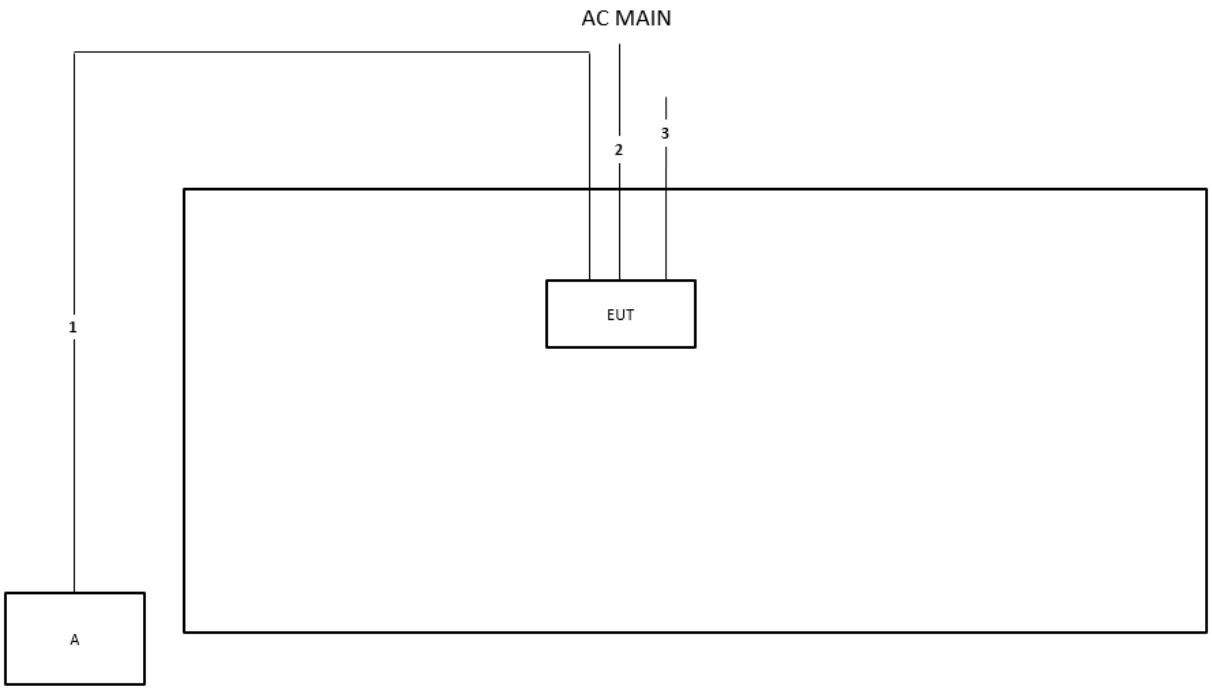

Item	Connection	Shielded	Length
1	RJ-45 cable	No	10m
2	Power cable	No	1.6m
3	Console cable	No	0.9m

Test Setup Diagram - Radiated Test > 1GHz

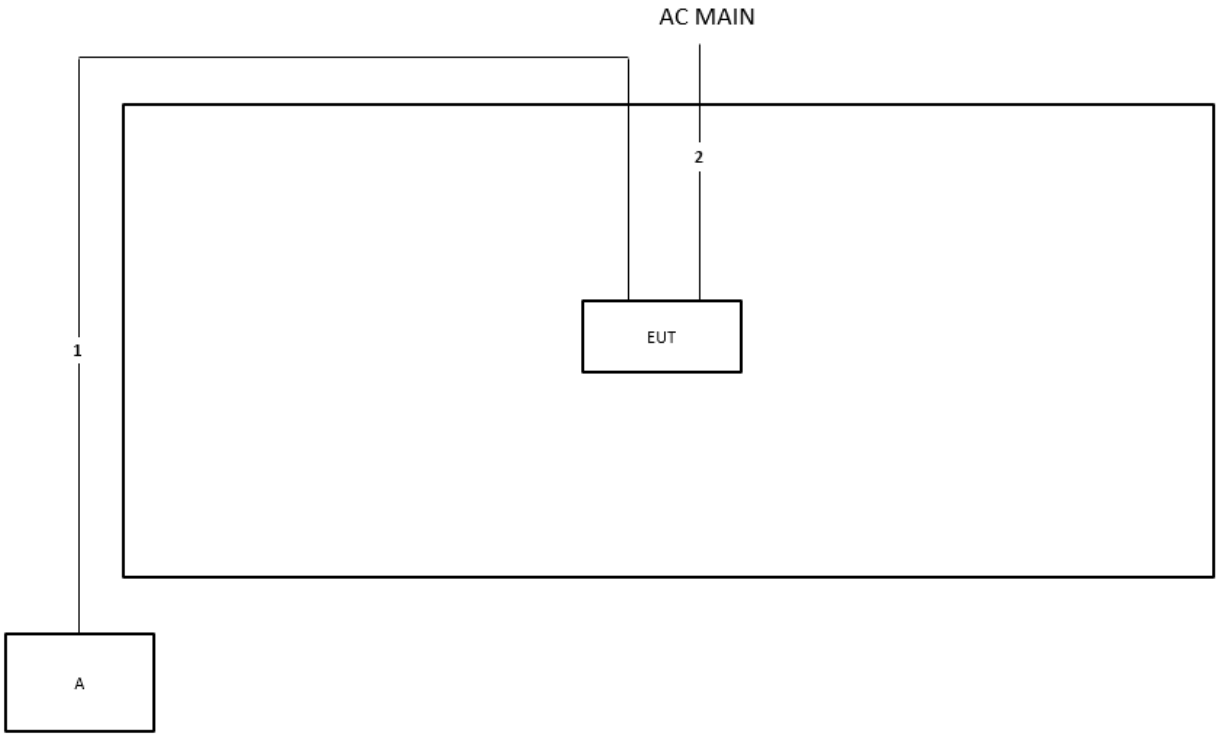

Item	Connection	Shielded	Length
1	RJ-45 cable	No	10m
2	Power cable	No	1.6m

3 Transmitter Test Result

3.1 AC Power-line Conducted Emissions

3.1.1 AC Power-line Conducted Emissions Limit

AC Power-line Conducted Emissions Limit		
Frequency Emission (MHz)	**Quasi-Peak**	**Average**
0.15-0.5	66 - 56 *	56 - 46 *
0.5-5	56	46
5-30	60	50
Note 1: * Decreases with the logarithm of the frequency.		

3.1.2 Measuring Instruments

Refer a test equipment and calibration data table in this test report.

3.1.3 Test Procedures

Test Method
☒ Refer as ANSI C63.10-2013, clause 6.2 for AC power-line conducted emissions.

3.1.4 Test Setup

AC Power-line Conducted Emissions

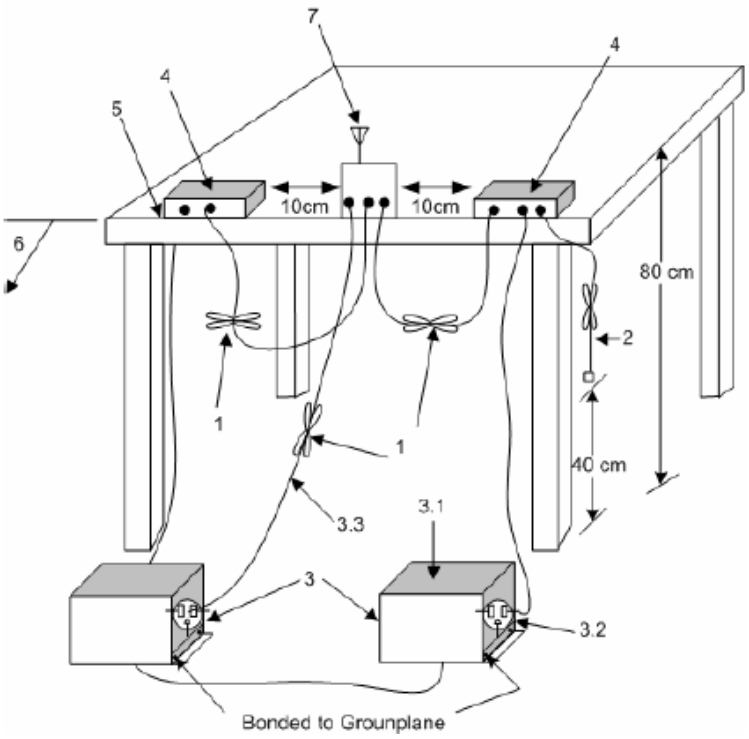

1—Interconnecting cables that hang closer than 40 cm to the ground plane shall be folded back and forth in the center forming a bundle 30 cm to 40 cm long.
2—The I/O cables that are not connected to an accessory shall be bundled in the center. The end of the cable may be terminated, if required, using the correct terminating impedance. The overall length shall not exceed 1 m.
3—EUT connected to one LISN. Unused LISN measuring port connectors shall be terminated in 50 Ω loads. LISN may be placed on top of, or immediately beneath, reference ground plane.
3.1—All other equipment powered from additional LISN(s).
3.2—A multiple-outlet strip may be used for multiple power cords of non-EUT equipment.
3.3—LISN at least 80 cm from nearest part of EUT chassis.
4—Non-EUT components of EUT system being tested.
5—Rear of EUT, including peripherals, shall all be aligned and flush with edge of tabletop.
6—Edge of tabletop shall be 40 cm removed from a vertical conducting plane that is bonded to the ground plane.
7—Antenna can be integral or detachable. If detachable, then the antenna shall be attached for this test.

3.1.5 Measurement Results Calculation

The measured Level is calculated using:

a. Corrected Reading: LISN Factor (LISN) + Attenuator (AT/AUX) + Cable Loss (CL) + Read Level (Raw) = Level

b. Margin = -Limit + Level

3.1.6 Test Result of AC Power-line Conducted Emissions

Refer as Appendix A

3.2 Emission Bandwidth

3.2.1 Emission Bandwidth Limit

Emission Bandwidth Limit	
UNII Devices	
☒	For the 5.15-5.25 GHz band, N/A
☒	For the 5.25-5.35 GHz band, the maximum conducted output power shall not exceed the lesser of 250 mW or 11 dBm + 10 log B, where B is the 26 dB emission bandwidth in MHz.
☒	For the 5.47-5.725 GHz band, the maximum conducted output power shall not exceed the lesser of 250 mW or 11 dBm + 10 log B, where B is the 26 dB emission bandwidth in MHz.
☒	For the 5.725-5.85 GHz band, 26 dB emission bandwidth ,N/A. 6 dB emission bandwidth ≥ 500kHz.
LE-LAN Devices	
☐	For the band 5.15-5.25 GHz, the maximum e.i.r.p. shall not exceed 200 mW or 10 + 10 log B, dBm, whichever power is less. B is the 99% emission bandwidth in MHz.
☐	For the 5.25-5.35 GHz band, the maximum e.i.r.p. shall not exceed 1.0 W or 17 + 10 log B, dBm, whichever power is less. B is the 99% emission bandwidth in MHz
☐	For the 5.47-5.6 GHz band and 5.65-5.725 GHz band, the maximum e.i.r.p. shall not exceed 1.0 W or 17 + 10 log B, dBm, whichever power is less. B is the 99% emission bandwidth in MHz
☐	For the 5.725-5.85 GHz band, 6 dB emission bandwidth ≥ 500kHz.

3.2.2 Measuring Instruments

Refer a test equipment and calibration data table in this test report.

3.2.3 Test Procedures

Test Method		
▪	For the emission bandwidth shall be measured using one of the options below:	
	☒	Refer as FCC KDB 789033 D02, clause C for EBW and clause D for OBW measurement.
	☐	Refer as ANSI C63.10, clause 6.9.1 for occupied bandwidth testing.
	☐	Refer as IC RSS-Gen, clause 4.6 for bandwidth testing.

3.2.4 Test Setup

Emission Bandwidth



3.2.5 Test Result of Emission Bandwidth

Refer as Appendix B

3.3 Maximum Output Power

3.3.1 Limit

Maximum Output Power Limit	
UNII Devices	
☒	For the 5.15-5.25 GHz band:
	▪ Outdoor AP: the maximum conducted output power (P_{Out}) shall not exceed the lesser of 1 W. If G_{TX} > 6 dBi, then P_{Out} = 30 – (G_{TX} – 6). e.i.r.p. at any elevation angle above 30 degrees ≤ 125mW [21dBm]
	▪ Indoor AP: the maximum conducted output power (P_{Out}) shall not exceed the lesser of 1 W. If G_{TX} > 6 dBi, then P_{Out} = 30 – (G_{TX} – 6)
	▪ Point-to-point AP: the maximum conducted output power (P_{Out}) shall not exceed the lesser of 1 W If G_{TX} > 23 dBi, then P_{Out} = 30 – (G_{TX} – 23).
	▪ Mobile or Portable Client: the maximum conducted output power (P_{Out}) shall not exceed the lesser of 250 mW. If G_{TX} > 6 dBi, then P_{Out} = 24 – (G_{TX} – 6).
☒	For the 5.25-5.35 GHz band, the maximum conducted output power (P_{Out}) shall not exceed the lesser of 250 mW or 11 dBm + 10 log B, where B is the 26 dB emission bandwidth in MHz. If G_{TX} > 6 dBi, then P_{Out} = 24 – (G_{TX} – 6).
☒	For the 5.47-5.725 GHz band, the maximum conducted output power (P_{Out}) shall not exceed the lesser of 250 mW or 11 dBm + 10 log B, where B is the 26 dB emission bandwidth in MHz. If G_{TX} > 6 dBi, then P_{Out} = 24 – (G_{TX} – 6).
☒	For the 5.725-5.85 GHz band:
	▪ Point-to-multipoint systems (P2M): the maximum conducted output power (P_{Out}) shall not exceed the lesser of 1 W. If G_{TX} > 6 dBi, then P_{Out} = 30 – (G_{TX} – 6).
	▪ Point-to-point systems (P2P): the maximum conducted output power (P_{Out}) shall not exceed the lesser of 1 W.
LE-LAN Devices	
☐	For the 5.15-5.25 GHz band, the maximum e.i.r.p. shall not exceed 200 mW or 10 + 10 log B, dBm, whichever power is less. B is the 99% emission bandwidth in MHz.
☐	For the 5.25-5.35 GHz band, the maximum e.i.r.p. shall not exceed 1.0 W or 17 + 10 log B, dBm, whichever power is less. B is the 99% emission bandwidth in MHz
☐	For the 5.47-5.6 GHz band and 5.65-5.725 GHz band, the maximum e.i.r.p. shall not exceed 1.0 W or 17 + 10 log B, dBm, whichever power is less. B is the 99% emission bandwidth in MHz
☐	For the 5.725-5.85 GHz band:
	▪ Point-to-multipoint systems (P2M): the maximum conducted output power (P_{Out}) shall not exceed the lesser of 1 W. If G_{TX} > 6 dBi, then P_{Out} = 30 – (G_{TX} – 6).
	▪ Point-to-point systems (P2P): the maximum conducted output power (P_{Out}) shall not exceed the lesser of 1 W.
P_{Out} = maximum conducted output power in dBm, **G_{TX}** = the maximum transmitting antenna directional gain in dBi.	

3.3.2 Measuring Instruments

Refer a test equipment and calibration data table in this test report.

3.3.3 Test Procedures

Test Method	
	Average over on/off periods with duty factor
	☒ Refer as FCC KDB 789033 D02, clause E Method SA-2 (spectral trace averaging).
	☐ Refer as FCC KDB 789033 D02, clause E Method SA-2 Alt. (RMS detection with slow sweep speed)
	Wideband RF power meter and average over on/off periods with duty factor
	☒ Refer as FCC KDB 789033 D02, clause E Method PM-G (using an RF average power meter).
☒	For conducted measurement.
	▪ If the EUT supports multiple transmit chains using options given below: Refer as FCC KDB 662911, In-band power measurements. Using the measure-and-sum approach, measured all transmit ports individually. Sum the power (in linear power units e.g., mW) of all ports for each individual sample and save them.
	▪ If multiple transmit chains, EIRP calculation could be following as methods: $P_{total} = P_1 + P_2 + \ldots + P_n$ (calculated in linear unit [mW] and transfer to log unit [dBm]) $EIRP_{total} = P_{total} + DG$
☐	For radiated measurement.
	▪ Refer as FCC KDB 789033 D02 clause II A.1.F ”Antenna-port Conducted versus Radiated Testing”
	▪ Refer as ANSI C63.10, clause 6.6 for radiated emissions above 1GHz.
	▪ Refer as FCC KDB 412172 D01 clause 2.2 for EIRP calculation.

3.3.4 Test Setup

For Straddle channel

Conducted Measurement (Spectrum Analyzer)



For other tests

Conducted Measurement (Power Meter)

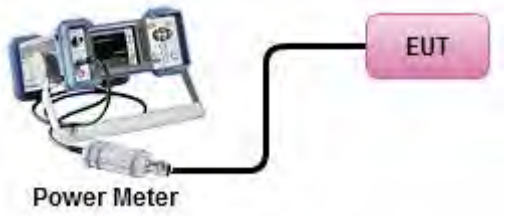

3.3.5 Test Result of Maximum Output Power

Refer as Appendix C

3.4 Power Spectral Density

3.4.1 Limit

Peak Power Spectral Density Limit	
UNII Devices	
☒	For the 5.15-5.25 GHz band:
	▪ Outdoor AP: the peak power spectral density (PPSD) shall not exceed the lesser of 17dBm/MHz. If G_{TX} > 6 dBi, then P_{Out} = 17 – (G_{TX} – 6).
	▪ Indoor AP: the peak power spectral density (PPSD) shall not exceed the lesser of 17dBm/MHz. If G_{TX} > 6 dBi, then P_{Out} = 17 – (G_{TX} – 6).
	▪ Point-to-point AP: the peak power spectral density (PPSD) shall not exceed the lesser of 17dBm/MHz. If G_{TX} > 23 dBi, then P_{Out} = 17 – (G_{TX} – 23).
	▪ Mobile or Portable Client: the peak power spectral density (PPSD) ≤ 11 dBm/MHz. If G_{TX} > 6 dBi, then PPSD= 11 – (G_{TX} – 6)..
☒	For the 5.25-5.35 GHz band, the peak power spectral density (PPSD) ≤ 11 dBm/MHz. If G_{TX} > 6 dBi, then PPSD= 11 – (G_{TX} – 6).
☒	For the 5.47-5.725 GHz band, the peak power spectral density (PPSD) ≤ 11 dBm/MHz. If G_{TX} > 6 dBi, then PPSD= 11 – (G_{TX} – 6).
☒	For the 5.725-5.85 GHz band:
	▪ Point-to-multipoint systems (P2M): the peak power spectral density (PPSD) ≤ 30 dBm/500kHz. If G_{TX} > 6 dBi, then PPSD= 30 – (G_{TX} – 6).
	▪ Point-to-point systems (P2P): the peak power spectral density (PPSD) ≤ 30 dBm/500kHz.
LE-LAN Devices	
☐	For the 5.15-5.25 GHz band, the e.i.r.p. peak power spectral density (PPSD) ≤ 10 dBm/MHz.
☐	For the 5.25-5.35 GHz band, the peak power spectral density (PPSD) ≤ 11 dBm/MHz.
	▪ e.i.r.p. greater than 200 mW shall comply with the following e.i.r.p. at different elevations, where θ is the angle above the local horizontal plane (of the Earth) as shown below: -13 dBW/MHz for 0° ≤ θ < 8° ; -13 − 0.716 (θ-8) dBW/MHz for 8° ≤ θ < 40° -35.9 − 1.22 (θ-40) dBW/MHz for 40° ≤ θ ≤ 45° ; -42 dBW/MHz for θ > 45°
☐	For the 5.47-5.6 GHz band and 5.65-5.725 GHz band, the peak power spectral density (PPSD) ≤ 11 dBm/MHz.
☐	For the 5.725-5.85 GHz band:
	▪ Point-to-multipoint systems (P2M): the peak power spectral density (PPSD) ≤ 30 dBm/500kHz. If G_{TX} > 6 dBi, then PPSD= 30 – (G_{TX} – 6).
	▪ Point-to-point systems (P2P): the peak power spectral density (PPSD) ≤ 30 dBm/500kHz.
PPSD = peak power spectral density that he same method as used to determine the conducted output power shall be used to determine the power spectral density. And power spectral density in dBm/MHz **G_{TX}** = the maximum transmitting antenna directional gain in dBi.	

3.4.2 Measuring Instruments

Refer a test equipment and calibration data table in this test report.

3.4.3 Test Procedures

Test Method			
▪ Peak power spectral density procedures that the same method as used to determine the conducted output power shall be used to determine the peak power spectral density and use the peak search function on the spectrum analyzer to find the peak of the spectrum. For the peak power spectral density shall be measured using below options:			
	☐ Refer as FCC KDB 789033 D02, F)5) power spectral density can be measured using resolution bandwidths < 1 MHz provided that the results are integrated over 1 MHz bandwidth		
	[duty cycle ≥ 98% or external video / power trigger]		
	☒ Refer as FCC KDB 789033 D02, clause E Method SA-1 (spectral trace averaging).		
	☐ Refer as FCC KDB 789033 D02, clause E Method SA-1 Alt. (RMS detection with slow sweep speed)		
	duty cycle < 98% and average over on/off periods with duty factor		
	☒ Refer as FCC KDB 789033 D02, clause E Method SA-2 (spectral trace averaging).		
	☐ Refer as FCC KDB 789033 D02, clause E Method SA-2 Alt. (RMS detection with slow sweep speed)		
☒ For conducted measurement.			
	▪ If the EUT supports multiple transmit chains using options given below:		
		☒ Option 1: Measure and sum the spectra across the outputs. Refer as FCC KDB 662911, In-band power spectral density (PSD). Sample all transmit ports simultaneously using a spectrum analyzer for each transmit port. Where the trace bin-by-bin of each transmit port summing can be performed. (i.e., in the first spectral bin of output 1 is summed with that in the first spectral bin of output 2 and that from the first spectral bin of output 3, and so on up to the NTX output to obtain the value for the first frequency bin of the summed spectrum.). Add up the amplitude (power) values for the different transmit chains and use this as the new data trace.	
		☐ Option 2: Measure and sum spectral maxima across the outputs. With this technique, spectra are measured at each output of the device at the required resolution bandwidth. The maximum value (peak) of each spectrum is determined. These maximum values are then summed mathematically in linear power units across the outputs. These operations shall be performed separately over frequency spans that have different out-of-band or spurious emission limits,	
		☐ Option 3: Measure and add 10 log(N) dB, where N is the number of transmit chains. Refer as FCC KDB 662911, In-band power spectral density (PSD). Performed at each transmit chains and each transmit chains shall be compared with the limit have been reduced with 10 log(N). Or each transmit chains shall be add 10 log(N) to compared with the limit.	
	▪	If multiple transmit chains, EIRP PPSD calculation could be following as methods: $PPSD_{total} = PPSD_1 + PPSD_2 + \ldots + PPSD_n$ (calculated in linear unit [mW] and transfer to log unit [dBm]) $EIRP_{total} = PPSD_{total} + DG$	
☐ For radiated measurement.			

Test Method	
	▪ Refer as FCC KDB 789033 D02 clause II A.1.F ”Antenna-port Conducted versus Radiated Testing”
	▪ Refer as ANSI C63.10, clause 6.6 for radiated emissions above 1GHz.
	▪ Refer as FCC KDB 412172 D01 clause 2.2 for EIRP calculation.

3.4.4 Test Setup

Conducted Measurement
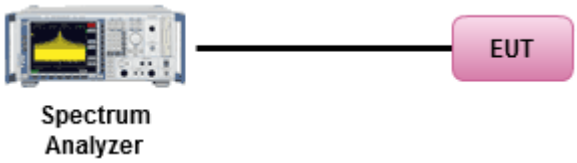

3.4.5 Test Result of Power Spectral Density

Refer as Appendix D

3.5 Unwanted Emissions

3.5.1 Transmitter Unwanted Emissions Limit

Unwanted emissions below 1 GHz and restricted band emissions above 1GHz limit			
Frequency Range (MHz)	**Field Strength (uV/m)**	**Field Strength (dBuV/m)**	**Measure Distance (m)**
0.009~0.490	2400/F(kHz)	48.5 - 13.8	300
0.490~1.705	24000/F(kHz)	33.8 - 23	30
1.705~30.0	30	29	30
30~88	100	40	3
88~216	150	43.5	3
216~960	200	46	3
Above 960	500	54	3

Note 1: Test distance for frequencies at or above 30 MHz, measurements may be performed at a distance other than the limit distance provided they are not performed in the near field and the emissions to be measured can be detected by the measurement equipment. When performing measurements at a distance other than that specified, the results shall be extrapolated to the specified distance using an extrapolation factor of 20 dB/decade (inverse of linear distance for field-strength measurements, inverse of linear distance-squared for power-density measurements).

Note 2: Test distance for frequencies at below 30 MHz, measurements may be performed at a distance closer than the EUT limit distance; however, an attempt should be made to avoid making measurements in the near field. When performing measurements below 30 MHz at a closer distance than the limit distance, the results shall be extrapolated to the specified distance by either making measurements at a minimum of two or more distances on at least one radial to determine the proper extrapolation factor or by using the square of an inverse linear distance extrapolation factor (40 dB/decade). The test report shall specify the extrapolation method used to determine compliance of the EUT.

Note 3: Using the distance of 1m during the test for above 18 GHz, and the test value to correct for the distance factor at 3m.

Un-restricted band emissions above 1GHz Limit	
Operating Band	**Limit**
☒ 5.15 - 5.25 GHz	e.i.r.p. -27 dBm [68.2 dBuV/m@3m]
☒ 5.25 - 5.35 GHz	e.i.r.p. -27 dBm [68.2 dBuV/m@3m]
☒ 5.47 - 5.725 GHz	e.i.r.p. -27 dBm [68.2 dBuV/m@3m]
☒ 5.725 - 5.85 GHz	all emissions shall be limited to a level of -27 dBm/MHz at 75 MHz or more above or below the band edge increasing linearly to 10 dBm/MHz at 25 MHz above or below the band edge, and from 25 MHz above or below the band edge increasing linearly to a level of 15.6 dBm/MHz at 5 MHz above or below the band edge, and from 5 MHz above or below the band edge increasing linearly to a level of 27 dBm/MHz at the band edge.
Note 1: Measurements may be performed at a distance other than the limit distance provided they are not performed in the near field and the emissions to be measured can be detected by the measurement equipment. When performing measurements at a distance other than that specified, the results shall be extrapolated to the specified distance using an extrapolation factor of 20 dB/decade (inverse of linear distance for field-strength measurements, inverse of linear distance-squared for power-density measurements).	

3.5.2 Measuring Instruments

Refer a test equipment and calibration data table in this test report.

3.5.3 Test Procedures

Test Method			
▪ Measurements may be performed at a distance other than the limit distance provided they are not performed in the near field and the emissions to be measured can be detected by the measurement equipment. Measurements shall not be performed at a distance greater than 30 m for frequencies above 30 MHz, unless it can be further demonstrated that measurements at a distance of 30 m or less are impractical. When performing measurements at a distance other than that specified, the results shall be extrapolated to the specified distance using an extrapolation factor of 20 dB/decade (inverse of linear distance for field-strength measurements, inverse of linear distance-squared for power-density measurements).			
▪ The average emission levels shall be measured in [duty cycle ≥ 98 or duty factor].			
▪ For the transmitter unwanted emissions shall be measured using following options below:			
	▪ Refer as FCC KDB 789033 D02, clause G)2) for unwanted emissions into non-restricted bands.		
	▪ Refer as FCC KDB 789033 D02, clause G)1) for unwanted emissions into restricted bands.		
		☐	Refer as FCC KDB 789033 D02, G)6) Method AD (Trace Averaging).
		☒	Refer as FCC KDB 789033 D02, G)6) Method VB (Reduced VBW).
		☐	Refer as ANSI C63.10, clause 11.12.2.5.3 (Reduced VBW). VBW ≥ 1/T, where T is pulse time.
		☐	Refer as ANSI C63.10, clause 7.5 average value of pulsed emissions.
		☒	Refer as FCC KDB 789033 D02, clause G)5) measurement procedure peak limit.
		☐	Refer as ANSI C63.10, clause 4.1.4.2.2 measurement procedure peak limit.
▪ For radiated measurement.			
	▪ Refer as ANSI C63.10, clause 6.4 for radiated emissions below 30 MHz and test distance is 3m.		
	▪ Refer as ANSI C63.10, clause 6.5 for radiated emissions 30 MHz to 1 GHz and test distance is 3m.		
	▪ Refer as ANSI C63.10, clause 6.6 for radiated emissions above 1GHz.		
▪ The any unwanted emissions level shall not exceed the fundamental emission level.			
▪ All amplitude of spurious emissions that are attenuated by more than 20 dB below the permissible value has no need to be reported.			

3.5.4 Test Setup

Transmitter Radiated Unwanted Emissions

9kHz ~30MHz

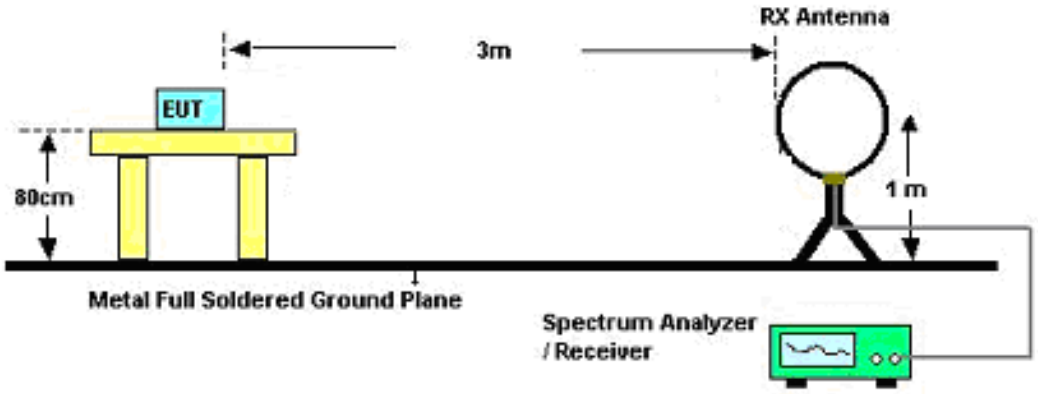

30MHz~1GHz

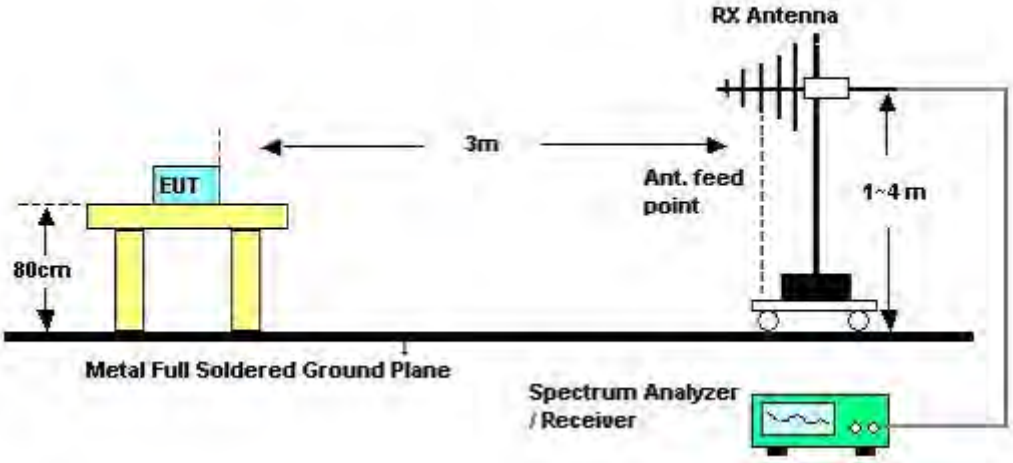

Above 1GHz

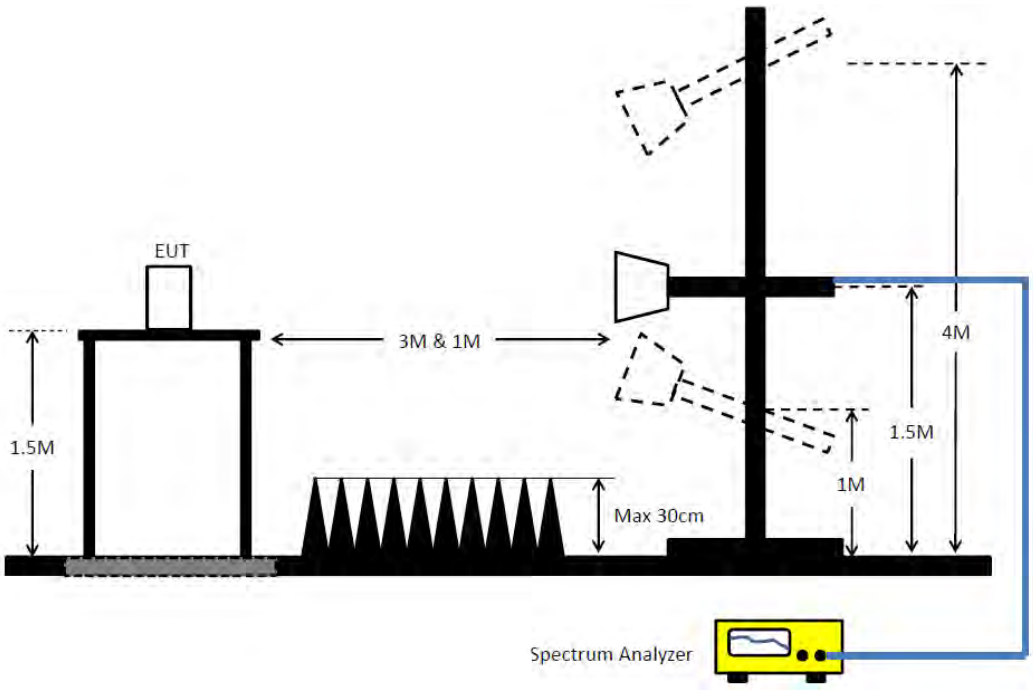

3.5.5 Measurement Results Calculation

The measured Level is calculated using:
Corrected Reading: Antenna factor (AF) + Cable loss (CL) + Read level (Raw) - Preamp factor (PA)(if applicable) = Level.

3.5.6 Transmitter Unwanted Emissions (Below 30MHz)

There is a comparison data of both open-field test site and alternative test site - semi-Anechoic chamber according to KDB414788 Radiated Test Site, and the result came out very similar.
All amplitude of spurious emissions that are attenuated by more than 20 dB below the permissible value has no need to be reported.
The radiated emissions were investigated from 9 kHz or the lowest frequency generated within the device, up to the 10th harmonic or 40 GHz, whichever is appropriate.

3.5.7 Test Result of Transmitter Unwanted Emissions

Refer as Appendix E

4 Test Equipment and Calibration Data

Instrument	Brand	Model No.	Serial No.	Characteristics	Calibration Date	Calibration Due Date	Remark
EMI Receiver	Agilent	N9038A	My52260123	9kHz ~ 8.4GHz	Feb. 20, 2023	Feb. 19, 2024	Conduction (CO01-CB)
LISN	F.C.C.	FCC-LISN-50-16-2	04083	150kHz ~ 100MHz	Feb. 16, 2023	Feb. 15, 2024	Conduction (CO01-CB)
LISN	Schwarzbeck	NSLK 8127	8127647	9kHz ~ 30MHz	Apr. 27, 2023	Apr. 26, 2024	Conduction (CO01-CB)
Pulse Limiter	Rohde&Schwarz	ESH3-Z2	100430	9kHz ~ 30MHz	Feb. 09, 2023	Feb. 08, 2024	Conduction (CO01-CB)
COND Cable	Woken	Cable	Low cable-CO01	9kHz ~ 30MHz	Oct. 18, 2022	Oct. 17, 2023	Conduction (CO01-CB)
COND Cable	Woken	Cable	Low cable-CO01	9kHz ~ 30MHz	Oct. 17, 2023	Oct. 16, 2024	Conduction (CO01-CB)
Software	SPORTON	SENSE	V5.10	-	N.C.R.	N.C.R.	Conduction (CO01-CB)
Loop Antenna	Teseq	HLA 6120	31244	9kHz - 30 MHz	Mar. 23, 2023	Mar. 22, 2024	Radiation (03CH05-CB)
3m Semi Anechoic Chamber NSA	TDK	SAC-3M	03CH05-CB	30 MHz ~ 1 GHz	Aug. 02, 2023	Aug. 01, 2024	Radiation (03CH05-CB)
3m Semi Anechoic Chamber VSWR	TDK	SAC-3M	03CH05-CB	1GHz ~18GHz 3m	Nov. 06, 2022	Nov. 05, 2023	Radiation (03CH05-CB)
Bilog Antenna with 6dB Attenuator	TESEQ & EMCI	CBL 6112D & N-6-06	35236 & AT-N0610	30MHz ~ 2GHz	Mar. 24, 2023	Mar. 23, 2024	Radiation (03CH05-CB)
Horn Antenna	SCHWARZBECK	BBHA9120D	BBHA 9120 D-1291	1GHz~18GHz	Jun. 08, 2023	Jun. 07, 2024	Radiation (03CH05-CB)
Horn Antenna	SCHWARZBECK	BBHA 9170	BBHA9170507	15GHz ~ 40GHz	Jun. 28, 2023	Jun. 27, 2024	Radiation (03CH05-CB)
Amplifier	EMCI	EMC330N	980331	20MHz ~ 3GHz	May 03, 2023	May 02, 2024	Radiation (03CH05-CB)
Pre-Amplifier	EMCI	EMC12630SE	980287	1GHz – 26.5GHz	Jun. 30, 2023	Jun. 29, 2024	Radiation (03CH05-CB)
Pre-Amplifier	SGH	SGH184	20221107-3	18GHz ~ 40GHz	Nov. 16, 2022	Nov. 15, 2023	Radiation (03CH05-CB)
Spectrum Analyzer	R&S	FSP40	100304	9kHz ~ 40GHz	Apr. 18, 2023	Apr. 17, 2024	Radiation (03CH05-CB)
EMI Test Receiver	R&S	ESCS	826547/017	9kHz ~ 2.75GHz	Jun. 13, 2023	Jun. 12, 2024	Radiation (03CH05-CB)
RF Cable-low	Woken	RG402	Low Cable-04+23	30MHz~1GHz	Aug. 16, 2023	Aug. 15, 2024	Radiation (03CH05-CB)
RF Cable-high	Woken	RG402	High Cable-28	1GHz~18GHz	Oct. 03, 2022	Oct. 02, 2023	Radiation (03CH05-CB)

Instrument	Brand	Model No.	Serial No.	Characteristics	Calibration Date	Calibration Due Date	Remark
RF Cable-high	Woken	RG402	High Cable-28	1GHz~18GHz	Oct. 02, 2023	Oct. 01, 2024	Radiation (03CH05-CB)
RF Cable-high	Woken	RG402	High Cable-04+28	1GHz~18GHz	Oct. 03, 2022	Oct. 02, 2023	Radiation (03CH05-CB)
RF Cable-high	Woken	RG402	High Cable-04+28	1GHz~18GHz	Oct. 02, 2023	Oct. 01, 2024	Radiation (03CH05-CB)
High Cable	Woken	WCA0929M	40G#5+6	1GHz ~ 40 GHz	Dec. 07, 2022	Dec. 06, 2023	Radiation (03CH05-CB)
High Cable	Woken	WCA0929M	40G#5	1GHz ~ 40 GHz	Dec. 07, 2022	Dec. 06, 2023	Radiation (03CH05-CB)
High Cable	Woken	WCA0929M	40G#6	1GHz ~ 40 GHz	Dec. 07, 2022	Dec. 06, 2023	Radiation (03CH05-CB)
Test Software	SPORTON	SENSE	V5.10	-	N.C.R.	N.C.R.	Radiation (03CH05-CB)
3m Semi Anechoic Chamber VSWR	TDK	SAC-3M	03CH06-CB	1GHz ~18GHz 3m	Sep. 30, 2022	Sep. 29, 2023	Radiation (03CH06-CB)
Horn Antenna	SCHWARZBECK	BBHA9120D	BBHA 9120D-1292	1GHz~18GHz	Jul. 31, 2023	Jul. 30, 2024	Radiation (03CH06-CB)
Horn Antenna	SCHWARZBECK	BBHA 9170	BBHA9170507	15GHz ~ 40GHz	Jun. 28, 2023	Jun. 27, 2024	Radiation (03CH06-CB)
Pre-Amplifier	Agilent	83017A	MY53270064	0.5GHz ~ 26.5GHz	Aug. 01, 2023	Jul. 31, 2024	Radiation (03CH06-CB)
Pre-Amplifier	SGH	SGH184	20221107-3	18GHz ~ 40GHz	Nov. 16, 2022	Nov. 15, 2023	Radiation (03CH06-CB)
Spectrum analyzer	R&S	FSP40	100080	9kHz~40GHz	Dec. 21, 2022	Dec. 20, 2023	Radiation (03CH06-CB)
RF Cable-high	Woken	RG402	High Cable-05+68	1GHz~18GHz	Aug. 15, 2023	Aug. 14, 2024	Radiation (03CH06-CB)
High Cable	Woken	WCA0929M	40G#5+6	1GHz ~ 40 GHz	Dec. 07, 2022	Dec. 06, 2023	Radiation (03CH06-CB)
High Cable	Woken	WCA0929M	40G#5	1GHz ~ 40 GHz	Dec. 07, 2022	Dec. 06, 2023	Radiation (03CH06-CB)
High Cable	Woken	WCA0929M	40G#6	1GHz ~ 40 GHz	Dec. 07, 2022	Dec. 06, 2023	Radiation (03CH06-CB)
Test Software	SPORTON	SENSE	V5.10	-	N.C.R.	N.C.R.	Radiation (03CH06-CB)
Spectrum analyzer	R&S	FSV40	100979	9kHz~40GHz	May 29, 2023	May 28, 2024	Conducted (TH01-CB)
Switch	SPTCB	SP-SWI	SWI-01	1 GHz –26.5 GHz	Oct. 04, 2022	Oct. 03, 2023	Conducted (TH01-CB)
Switch	SPTCB	SP-SWI	SWI-01	1~26.5 GHz	Oct. 03, 2023	Oct. 02, 2024	Conducted (TH01-CB)
RF Cable-high	Woken	RG402	High Cable-06	1 GHz – 18 GHz	Oct. 03, 2022	Oct. 02, 2023	Conducted (TH01-CB)
RF Cable-high	Woken	RG402	High Cable-06	1 GHz – 18 GHz	Oct. 02, 2023	Oct. 01, 2024	Conducted (TH01-CB)

Instrument	Brand	Model No.	Serial No.	Characteristics	Calibration Date	Calibration Due Date	Remark
RF Cable-high	Woken	RG402	High Cable-07	1 GHz – 18 GHz	Oct. 03, 2022	Oct. 02, 2023	Conducted (TH01-CB)
RF Cable-high	Woken	RG402	High Cable-07	1 GHz – 18 GHz	Oct. 02, 2023	Oct. 01, 2024	Conducted (TH01-CB)
RF Cable-high	Woken	RG402	High Cable-08	1 GHz – 18 GHz	Oct. 03, 2022	Oct. 02, 2023	Conducted (TH01-CB)
RF Cable-high	Woken	RG402	High Cable-08	1 GHz – 18 GHz	Oct. 02, 2023	Oct. 01, 2024	Conducted (TH01-CB)
RF Cable-high	Woken	RG402	High Cable-09	1 GHz – 18 GHz	Oct. 03, 2022	Oct. 02, 2023	Conducted (TH01-CB)
RF Cable-high	Woken	RG402	High Cable-09	1 GHz – 18 GHz	Oct. 02, 2023	Oct. 01, 2024	Conducted (TH01-CB)
RF Cable-high	Woken	RG402	High Cable-10	1 GHz – 18 GHz	Oct. 03, 2022	Oct. 02, 2023	Conducted (TH01-CB)
RF Cable-high	Woken	RG402	High Cable-10	1 GHz – 18 GHz	Oct. 02, 2023	Oct. 01, 2024	Conducted (TH01-CB)
RF Cable-high	Woken	RG402	High Cable-30	1 GHz – 18 GHz	Oct. 03, 2022	Oct. 02, 2023	Conducted (TH01-CB)
RF Cable-high	Woken	RG402	High Cable-30	1 GHz – 18 GHz	Oct. 02, 2023	Oct. 01, 2024	Conducted (TH01-CB)
Power Sensor	Agilent	E9327A	US40442088	50MHz~18GHz	Feb. 22, 2023	Feb. 21, 2024	Conducted (TH01-CB)
Power Meter	Agilent	E4416A	GB41291199	50MHz~18GHz	Feb. 22, 2023	Feb. 21, 2024	Conducted (TH01-CB)
Test Software	SPORTON	SENSE	V5.10	-	N.C.R.	N.C.R.	Conducted (TH01-CB)

Note: Calibration Interval of instruments listed above is one year.

N.C.R means Non-Calibration required.

Summary

Mode	Result	Type	Freq (Hz)	Level (dBuV)	Limit (dBuV)	Margin (dB)	Condition
Mode 3	Pass	AV	16.467M	33.91	50.00	-16.09	Neutral

Mode 3

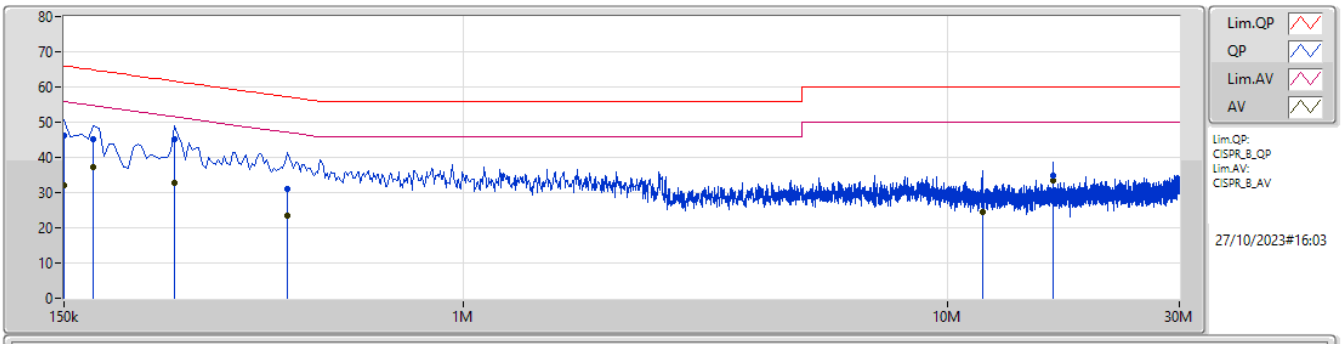

Type	Freq	Level	Limit	Margin	Factor	Condition	Comment	Raw	LISN	CL	AT
	(Hz)	(dBuV)	(dBuV)	(dB)	(dB)			(dBuV)	(dB)	(dB)	(dB)
QP	150k	46.27	66.00	-19.73	9.98	Line	-	36.29	0.09	0.02	9.87
AV	150k	32.21	56.00	-23.79	9.98	Line	-	22.23	0.09	0.02	9.87
QP	172.5k	45.09	64.83	-19.74	9.98	Line	-	35.11	0.09	0.02	9.87
AV	172.5k	37.31	54.83	-17.52	9.98	Line	-	27.33	0.09	0.02	9.87
QP	253.5k	45.08	61.64	-16.56	9.97	Line	-	35.11	0.08	0.02	9.87
AV	253.5k	32.73	51.64	-18.91	9.97	Line	-	22.76	0.08	0.02	9.87
QP	433.5k	30.92	57.19	-26.27	10.01	Line	-	20.91	0.09	0.02	9.90
AV	433.5k	23.60	47.19	-23.59	10.01	Line	-	13.59	0.09	0.02	9.90
QP	11.765M	27.70	60.00	-32.30	10.38	Line	-	17.32	0.26	0.16	9.96
AV	11.765M	24.53	50.00	-25.47	10.38	Line	-	14.15	0.26	0.16	9.96
QP	16.467M	34.90	60.00	-25.10	10.48	Line	-	24.42	0.29	0.20	9.99
AV	16.467M	33.45	50.00	-16.55	10.48	Line	"Worst"	22.97	0.29	0.20	9.99

Mode 3

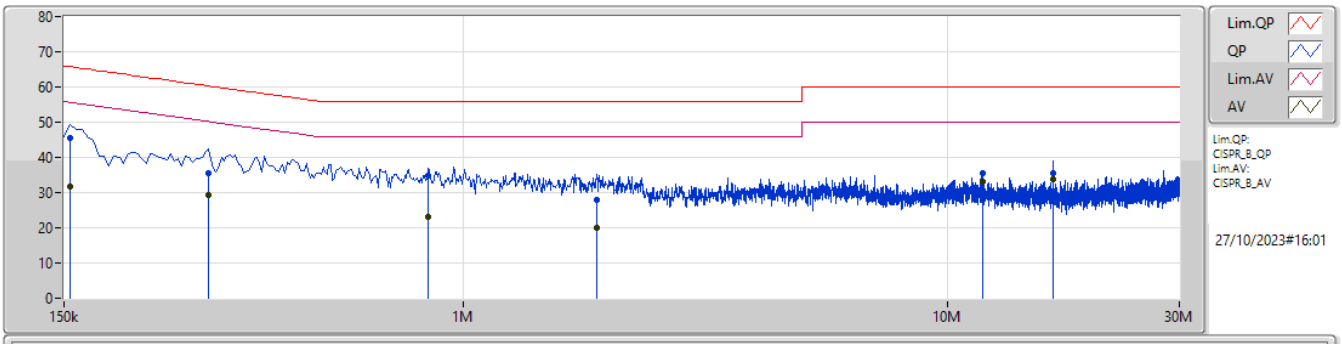

Type	Freq	Level	Limit	Margin	Factor	Condition	Comment	Raw	LISN	CL	AT
	(Hz)	(dBuV)	(dBuV)	(dB)	(dB)			(dBuV)	(dB)	(dB)	(dB)
QP	154.5k	45.50	65.75	-20.25	9.96	Neutral	-	35.54	0.07	0.02	9.87
AV	154.5k	31.75	55.75	-24.00	9.96	Neutral	-	21.79	0.07	0.02	9.87
QP	298.5k	35.35	60.28	-24.93	9.97	Neutral	-	25.38	0.07	0.02	9.88
AV	298.5k	29.25	50.28	-21.03	9.97	Neutral	-	19.28	0.07	0.02	9.88
QP	847.5k	34.74	56.00	-21.26	9.99	Neutral	-	24.75	0.08	0.01	9.90
AV	847.5k	23.19	46.00	-22.81	9.99	Neutral	-	13.20	0.08	0.01	9.90
QP	1.887M	27.79	56.00	-28.21	10.07	Neutral	-	17.72	0.10	0.07	9.90
AV	1.887M	20.12	46.00	-25.88	10.07	Neutral	-	10.05	0.10	0.07	9.90
QP	11.76M	35.38	60.00	-24.62	10.36	Neutral	-	25.02	0.24	0.16	9.96
AV	11.76M	33.27	50.00	-16.73	10.36	Neutral	-	22.91	0.24	0.16	9.96
QP	16.467M	35.36	60.00	-24.64	10.46	Neutral	-	24.90	0.27	0.20	9.99
AV	16.467M	33.91	50.00	-16.09	10.46	Neutral	"Worst"	23.45	0.27	0.20	9.99

Summary

Mode	Max-N dB (Hz)	Max-OBW (Hz)	ITU-Code	Min-N dB (Hz)	Min-OBW (Hz)
5.15-5.25GHz	-	-	-	-	-
802.11a_Nss1,(6Mbps)_4TX	22.605M	16.507M	16M5D1D	19.085M	16.286M
802.11ax HEW20_Nss1,(MCS0)_4TX	21.065M	18.915M	18M9D1D	19.58M	18.672M
802.11ax HEW40_Nss1,(MCS0)_4TX	39.05M	37.599M	37M6D1D	38.72M	37.064M
802.11ax HEW80_Nss1,(MCS0)_4TX	80.52M	76.881M	76M9D1D	79.86M	76.063M
802.11ax HEW160_Nss1,(MCS0)_4TX	80.16M	77.364M	77M4D1D	79.84M	77.081M
5.25-5.35GHz	-	-	-	-	-
802.11a_Nss1,(6Mbps)_4TX	21.615M	16.497M	16M5D1D	18.7M	16.31M
802.11ax HEW20_Nss1,(MCS0)_4TX	20.955M	19.01M	19M0D1D	19.91M	18.763M
802.11ax HEW40_Nss1,(MCS0)_4TX	39.93M	37.49M	37M5D1D	38.83M	36.866M
802.11ax HEW80_Nss1,(MCS0)_4TX	80.3M	76.721M	76M7D1D	80.08M	76.179M
802.11ax HEW160_Nss1,(MCS0)_4TX	79.92M	77.347M	77M3D1D	79.76M	76.906M
5.47-5.725GHz	-	-	-	-	-
802.11a_Nss1,(6Mbps)_4TX	21.12M	16.61M	16M6D1D	14.31M	13.166M
802.11ax HEW20_Nss1,(MCS0)_4TX	21.78M	18.984M	19M0D1D	15M	14.387M
802.11ax HEW40_Nss1,(MCS0)_4TX	39.6M	37.565M	37M6D1D	34.37M	33.299M
802.11ax HEW80_Nss1,(MCS0)_4TX	80.08M	76.669M	76M7D1D	74.475M	72.304M
802.11ax HEW160_Nss1,(MCS0)_4TX	162.36M	155.792M	156MD1D	161.04M	154.323M
5.725-5.85GHz	-	-	-	-	-
802.11a_Nss1,(6Mbps)_4TX	16.39M	16.53M	16M5D1D	3.22M	3.421M
802.11ax HEW20_Nss1,(MCS0)_4TX	18.81M	19.066M	19M1D1D	4.1M	4.48M
802.11ax HEW40_Nss1,(MCS0)_4TX	36.3M	37.788M	37M8D1D	3.96M	4.02M
802.11ax HEW80_Nss1,(MCS0)_4TX	71.94M	76.965M	77M0D1D	3.5M	4.033M

Max-N dB = Maximum 6dB down bandwidth for 5.725-5.85GHz band / Maximum 26dB down bandwidth for other band;
Max-OBW = Maximum 99% occupied bandwidth;
Min-N dB = Minimum 6dB down bandwidth for 5.725-5.85GHz band / Maximum 26dB down bandwidth for other band;
Min-OBW = Minimum 99% occupied bandwidth

Result

Mode	Result	Limit (Hz)	Port 1-N dB (Hz)	Port 1-OBW (Hz)	Port 2-N dB (Hz)	Port 2-OBW (Hz)	Port 3-N dB (Hz)	Port 3-OBW (Hz)	Port 4-N dB (Hz)	Port 4-OBW (Hz)
802.11a_Nss1,(6Mbps)_4TX	-	-	-	-	-	-	-	-	-	-
5180MHz	Pass	Inf	19.47M	16.484M	19.195M	16.402M	21.34M	16.391M	21.285M	16.436M
5200MHz	Pass	Inf	19.085M	16.424M	19.91M	16.507M	20.02M	16.422M	22.605M	16.498M
5240MHz	Pass	Inf	19.36M	16.302M	19.085M	16.483M	19.69M	16.468M	19.305M	16.286M
5260MHz	Pass	Inf	19.47M	16.398M	18.7M	16.31M	18.92M	16.36M	18.865M	16.367M
5300MHz	Pass	Inf	20.46M	16.405M	20.57M	16.428M	20.185M	16.497M	19.965M	16.395M
5320MHz	Pass	Inf	21.615M	16.395M	20.515M	16.439M	19.415M	16.4M	19.69M	16.422M
5500MHz	Pass	Inf	20.24M	16.61M	20.735M	16.463M	19.085M	16.371M	20.24M	16.412M
5580MHz	Pass	Inf	18.59M	16.358M	18.865M	16.338M	18.92M	16.297M	19.14M	16.277M
5700MHz	Pass	Inf	19.47M	16.479M	20.02M	16.346M	19.69M	16.411M	21.12M	16.414M
5720MHz Straddle 5.47-5.725GHz	Pass	Inf	14.31M	13.228M	14.775M	13.168M	14.385M	13.166M	14.535M	13.184M
5720MHz Straddle 5.725-5.85GHz	Pass	500k	3.24M	3.543M	3.24M	3.561M	3.22M	3.613M	3.22M	3.421M
5745MHz	Pass	500k	16.28M	16.421M	16.335M	16.48M	16.335M	16.348M	16.335M	16.473M
5785MHz	Pass	500k	16.335M	16.343M	16.335M	16.476M	16.335M	16.431M	16.335M	16.377M
5825MHz	Pass	500k	13.805M	16.513M	16.335M	16.386M	16.39M	16.41M	16.28M	16.53M
802.11ax HEW20_Nss1,(MCS0)_4TX	-	-	-	-	-	-	-	-	-	-
5180MHz	Pass	Inf	20.35M	18.816M	20.68M	18.887M	20.075M	18.892M	21.065M	18.829M
5200MHz	Pass	Inf	20.79M	18.818M	20.24M	18.804M	19.855M	18.915M	20.57M	18.773M
5240MHz	Pass	Inf	19.58M	18.787M	19.635M	18.811M	19.58M	18.672M	19.635M	18.716M
5260MHz	Pass	Inf	20.295M	18.808M	20.955M	18.854M	20.075M	18.816M	20.02M	18.763M
5300MHz	Pass	Inf	19.91M	18.842M	20.075M	18.993M	20.185M	18.852M	20.57M	18.825M
5320MHz	Pass	Inf	20.625M	18.795M	19.91M	18.825M	20.57M	19.01M	20.075M	18.884M
5500MHz	Pass	Inf	21.23M	18.842M	20.35M	18.818M	19.91M	18.898M	20.9M	18.806M
5580MHz	Pass	Inf	20.02M	18.819M	19.965M	18.844M	20.625M	18.746M	20.295M	18.984M
5700MHz	Pass	Inf	21.12M	18.788M	20.46M	18.86M	19.855M	18.847M	21.78M	18.897M
5720MHz Straddle 5.47-5.725GHz	Pass	Inf	15.33M	14.434M	15.18M	14.422M	15M	14.421M	15.15M	14.387M
5720MHz Straddle 5.725-5.85GHz	Pass	500k	4.1M	4.48M	4.24M	4.485M	4.5M	4.504M	4.38M	4.53M
5745MHz	Pass	500k	15.345M	18.876M	13.805M	19.053M	17.765M	18.939M	17.875M	18.954M
5785MHz	Pass	500k	15.18M	18.83M	17.71M	18.875M	15.125M	18.955M	15.565M	18.952M
5825MHz	Pass	500k	17.38M	18.896M	17.27M	19.066M	18.81M	19.047M	16.335M	18.968M
802.11ax HEW40_Nss1,(MCS0)_4TX	-	-	-	-	-	-	-	-	-	-
5190MHz	Pass	Inf	38.72M	37.314M	38.94M	37.344M	39.05M	37.377M	38.94M	37.123M
5230MHz	Pass	Inf	38.83M	37.064M	39.05M	37.357M	39.05M	37.382M	39.05M	37.599M
5270MHz	Pass	Inf	38.83M	37.29M	39.27M	36.866M	38.94M	37.264M	38.94M	36.981M
5310MHz	Pass	Inf	39.16M	37.49M	39.93M	37.332M	39.05M	37.285M	38.94M	37.431M
5510MHz	Pass	Inf	38.72M	37.38M	39.05M	37.253M	39.38M	37.248M	38.94M	37.385M
5550MHz	Pass	Inf	38.72M	37.1M	38.83M	37.009M	39.05M	37.002M	38.94M	37.234M
5670MHz	Pass	Inf	39.38M	37.565M	39.16M	37.311M	39.6M	37.362M	38.83M	37.27M
5710MHz Straddle 5.47-5.725GHz	Pass	Inf	34.44M	33.299M	34.58M	33.355M	34.37M	33.361M	34.51M	33.317M
5710MHz Straddle 5.725-5.85GHz	Pass	500k	4.06M	4.02M	3.96M	4.034M	3.98M	4.026M	3.98M	4.026M
5755MHz	Pass	500k	32.67M	37.523M	32.56M	37.788M	35.09M	37.573M	27.72M	37.777M
5795MHz	Pass	500k	36.3M	37.463M	30.03M	37.631M	36.19M	37.785M	32.56M	37.677M
802.11ax HEW80_Nss1,(MCS0)_4TX	-	-	-	-	-	-	-	-	-	-
5210MHz	Pass	Inf	79.86M	76.063M	80.08M	76.881M	80.08M	76.641M	80.52M	76.393M
5290MHz	Pass	Inf	80.08M	76.179M	80.08M	76.5M	80.08M	76.581M	80.3M	76.721M
5530MHz	Pass	Inf	79.86M	76.178M	79.86M	76.342M	80.08M	76.669M	80.08M	76.391M
5610MHz	Pass	Inf	79.86M	76.366M	79.86M	76.441M	79.86M	76.245M	79.86M	76.23M
5690MHz Straddle 5.47-5.725GHz	Pass	Inf	74.475M	72.387M	74.625M	72.304M	75.15M	72.465M	75.15M	72.339M
5690MHz Straddle 5.725-5.85GHz	Pass	500k	3.86M	4.033M	3.72M	4.044M	3.64M	4.08M	3.5M	4.038M
5775MHz	Pass	500k	71.72M	76.381M	71.94M	76.965M	71.28M	76.501M	40.04M	76.644M
802.11ax HEW160_Nss1,(MCS0)_4TX	-	-	-	-	-	-	-	-	-	-
5250MHz Straddle 5.15-5.25GHz	Pass	Inf	79.84M	77.364M	80.16M	77.081M	79.92M	77.214M	80M	77.221M
5250MHz Straddle 5.25-5.35GHz	Pass	Inf	79.76M	76.925M	79.92M	77.347M	79.92M	76.906M	79.84M	76.931M
5570MHz	Pass	Inf	161.92M	155.792M	161.04M	154.323M	162.36M	155.072M	161.92M	155.453M

Port X-N dB = Port X 6dB down bandwidth for 5.725-5.85GHz band / 26dB down bandwidth for other band
Port X-OBW = Port X 99% occupied bandwidth

5.15-5.25GHz_802.11a_Nss1,(6Mbps)_4TX **EBW**

5180MHz

16/10/2023

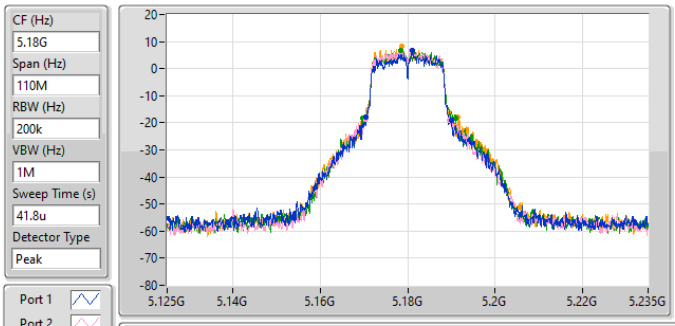

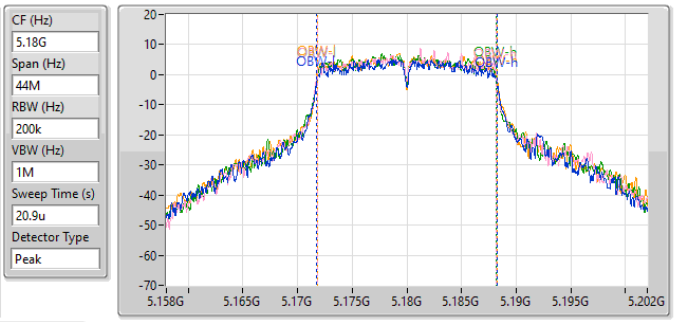

26dB(Hz)	Fl-26dB(Hz)	Fh-26dB(Hz)	OBW(Hz)	Fl-OBW(Hz)	Fh-OBW(Hz)	Limit(Hz)	Port
19.47M	5.170485G	5.189955G	16.484M	5.171775G	5.188259G	Inf	1
19.195M	5.17043G	5.189625G	16.402M	5.171787G	5.188189G	Inf	2
21.34M	5.169605G	5.190945G	16.391M	5.171791G	5.188182G	Inf	3
21.285M	5.170265G	5.19155G	16.436M	5.1718G	5.188236G	Inf	4

5.15-5.25GHz_802.11a_Nss1,(6Mbps)_4TX **EBW**

5200MHz

16/10/2023

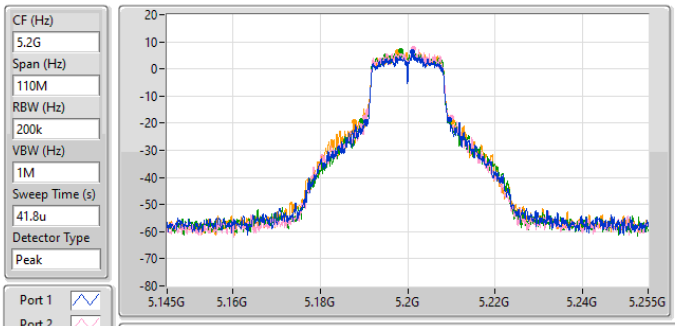

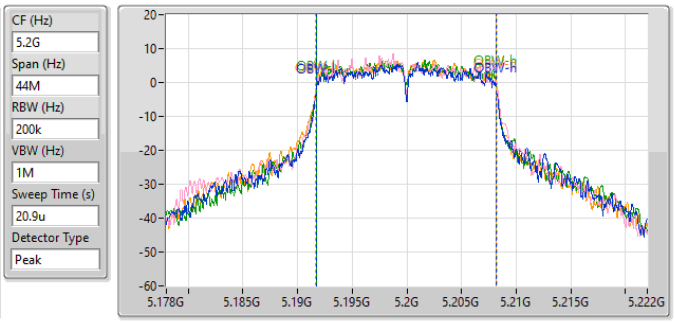

26dB(Hz)	Fl-26dB(Hz)	Fh-26dB(Hz)	OBW(Hz)	Fl-OBW(Hz)	Fh-OBW(Hz)	Limit(Hz)	Port
19.085M	5.190485G	5.20957G	16.424M	5.191748G	5.208173G	Inf	1
19.91M	5.1901G	5.21001G	16.507M	5.191747G	5.208254G	Inf	2
20.02M	5.18955G	5.20957G	16.422M	5.191747G	5.208168G	Inf	3
22.605M	5.18768G	5.210285G	16.498M	5.191677G	5.208175G	Inf	4

5.15-5.25GHz_802.11a_Nss1,(6Mbps)_4TX **EBW**

5240MHz

16/10/2023

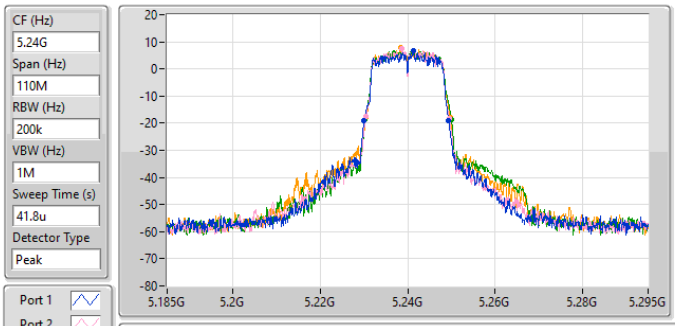

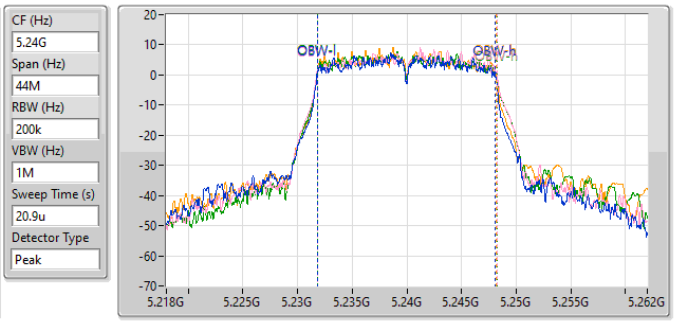

26dB(Hz)	Fl-26dB(Hz)	Fh-26dB(Hz)	OBW(Hz)	Fl-OBW(Hz)	Fh-OBW(Hz)	Limit(Hz)	Port
19.36M	5.230045G	5.249405G	16.302M	5.23181G	5.248112G	Inf	1
19.085M	5.23043G	5.249515G	16.483M	5.231782G	5.248265G	Inf	2
19.69M	5.23032G	5.25001G	16.468M	5.2318G	5.248268G	Inf	3
19.305M	5.230485G	5.24979G	16.286M	5.231838G	5.248124G	Inf	4

5.25-5.35GHz_802.11a_Nss1,(6Mbps)_4TX **EBW**

5260MHz

16/10/2023

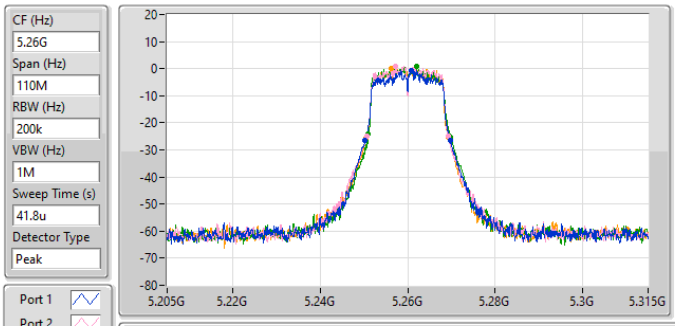

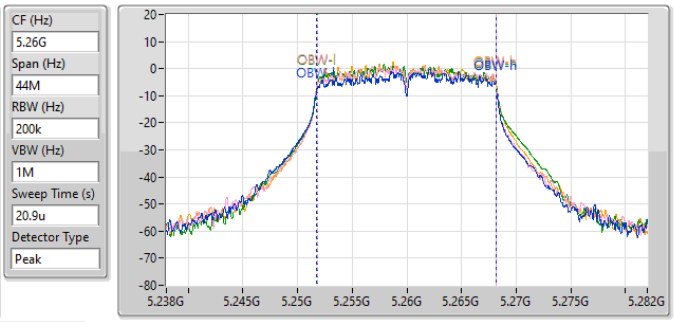

26dB(Hz)	Fl-26dB(Hz)	Fh-26dB(Hz)	OBW(Hz)	Fl-OBW(Hz)	Fh-OBW(Hz)	Limit(Hz)	Port
19.47M	5.250265G	5.269735G	16.398M	5.251764G	5.268162G	Inf	1
18.7M	5.250595G	5.269295G	16.31M	5.251819G	5.268129G	Inf	2
18.92M	5.250925G	5.269845G	16.36M	5.251813G	5.268173G	Inf	3
18.865M	5.250485G	5.26935G	16.367M	5.251818G	5.268186G	Inf	4

5.25-5.35GHz_802.11a_Nss1,(6Mbps)_4TX **EBW**

5300MHz

16/10/2023

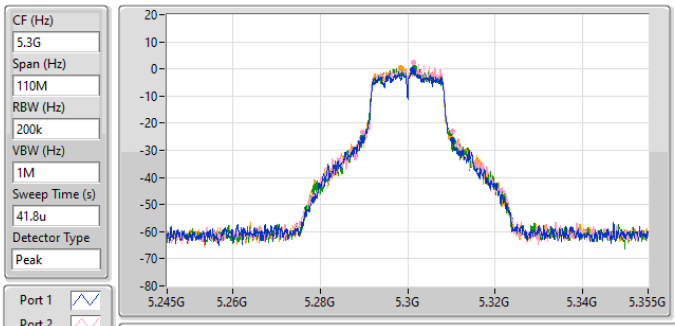

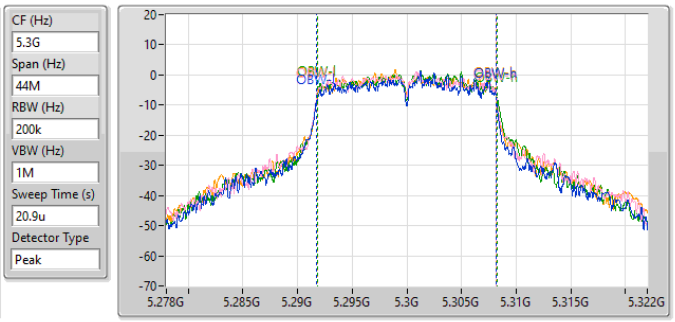

26dB(Hz)	Fl-26dB(Hz)	Fh-26dB(Hz)	OBW(Hz)	Fl-OBW(Hz)	Fh-OBW(Hz)	Limit(Hz)	Port
20.46M	5.289715G	5.310175G	16.405M	5.291757G	5.308161G	Inf	1
20.57M	5.289715G	5.310285G	16.428M	5.291769G	5.308197G	Inf	2
20.185M	5.289605G	5.30979G	16.497M	5.291796G	5.308292G	Inf	3
19.965M	5.289715G	5.30968G	16.395M	5.291793G	5.308188G	Inf	4

5.25-5.35GHz_802.11a_Nss1,(6Mbps)_4TX **EBW**

5320MHz

16/10/2023

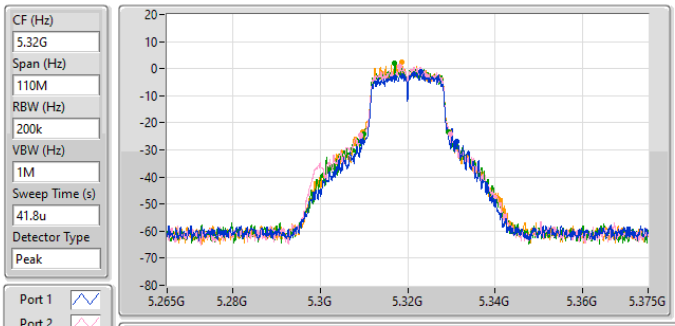

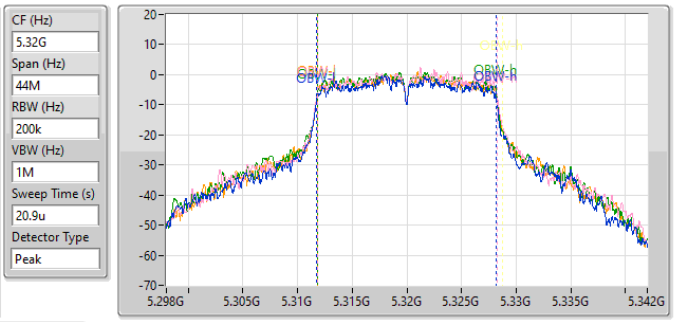

26dB(Hz)	Fl-26dB(Hz)	Fh-26dB(Hz)	OBW(Hz)	Fl-OBW(Hz)	Fh-OBW(Hz)	Limit(Hz)	Port
21.615M	5.30955G	5.331165G	16.395M	5.311777G	5.328173G	Inf	1
20.515M	5.309165G	5.32968G	16.439M	5.311801G	5.32824G	Inf	2
19.415M	5.30999G	5.329405G	16.4M	5.311787G	5.328186G	Inf	3
19.69M	5.309825G	5.329515G	16.422M	5.31179G	5.328213G	Inf	4

5.47-5.725GHz_802.11a_Nss1,(6Mbps)_4TX **EBW**

5500MHz

16/10/2023

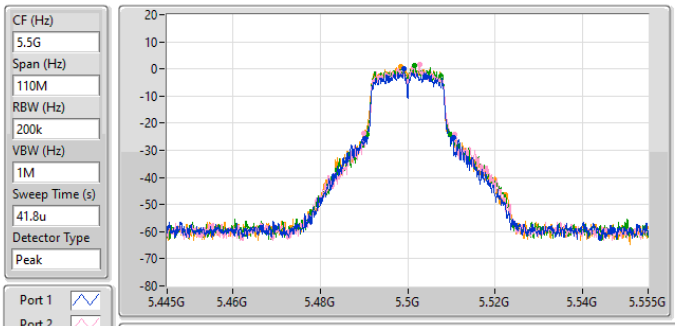

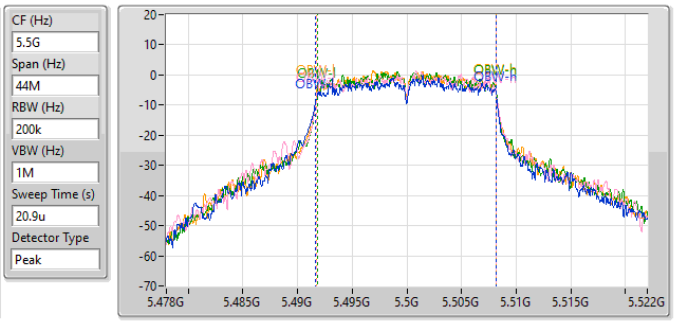

26dB(Hz)	Fl-26dB(Hz)	Fh-26dB(Hz)	OBW(Hz)	Fl-OBW(Hz)	Fh-OBW(Hz)	Limit(Hz)	Port
20.24M	5.49021G	5.51045G	16.61M	5.491589G	5.508199G	Inf	1
20.735M	5.489935G	5.51067G	16.463M	5.491751G	5.508214G	Inf	2
19.085M	5.49065G	5.509735G	16.371M	5.491799G	5.50817G	Inf	3
20.24M	5.49021G	5.51045G	16.412M	5.49177G	5.508181G	Inf	4

5.47-5.725GHz_802.11a_Nss1,(6Mbps)_4TX **EBW**

5580MHz

16/10/2023

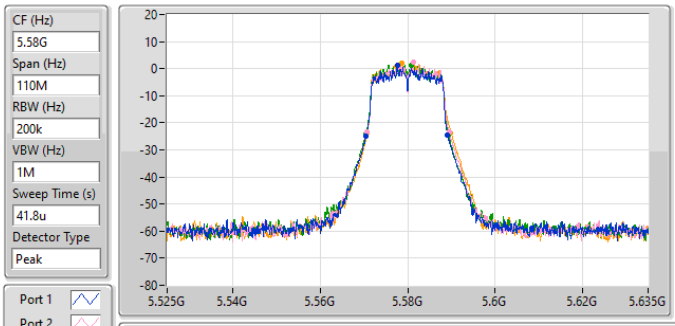

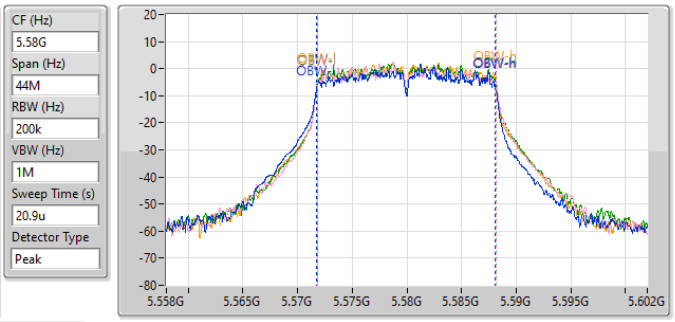

26dB(Hz)	Fl-26dB(Hz)	Fh-26dB(Hz)	OBW(Hz)	Fl-OBW(Hz)	Fh-OBW(Hz)	Limit(Hz)	Port
18.59M	5.57054G	5.58913G	16.358M	5.571758G	5.588116G	Inf	1
18.865M	5.570705G	5.58957G	16.338M	5.571838G	5.588176G	Inf	2
18.92M	5.570485G	5.589405G	16.297M	5.571843G	5.588141G	Inf	3
19.14M	5.57076G	5.5899G	16.277M	5.571855G	5.588132G	Inf	4

5.47-5.725GHz_802.11a_Nss1,(6Mbps)_4TX **EBW**

5700MHz

16/10/2023

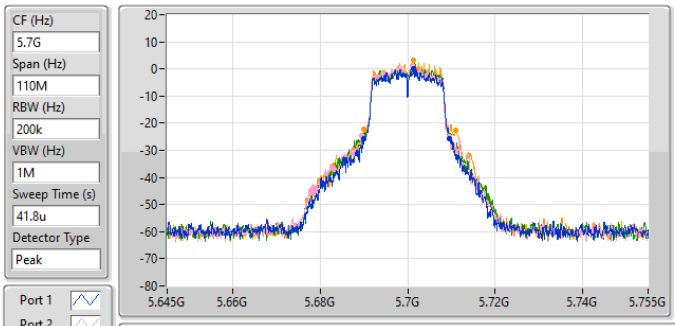

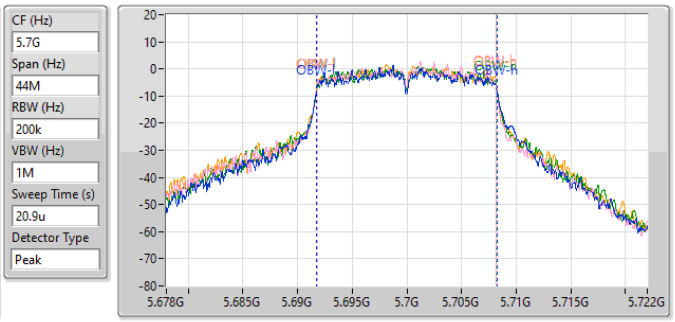

26dB(Hz)	Fl-26dB(Hz)	Fh-26dB(Hz)	OBW(Hz)	Fl-OBW(Hz)	Fh-OBW(Hz)	Limit(Hz)	Port
19.47M	5.68999G	5.70946G	16.479M	5.691775G	5.708254G	Inf	1
20.02M	5.689495G	5.709515G	16.346M	5.691791G	5.708137G	Inf	2
19.69M	5.68988G	5.70957G	16.411M	5.691791G	5.708202G	Inf	3
21.12M	5.689935G	5.711055G	16.414M	5.691776G	5.70819G	Inf	4

5.47-5.725GHz_802.11a_Nss1,(6Mbps)_4TX **EBW**

5720MHz Straddle 5.47-5.725GHz

16/10/2023

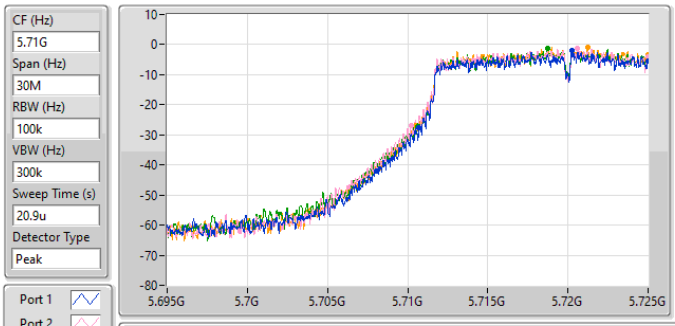

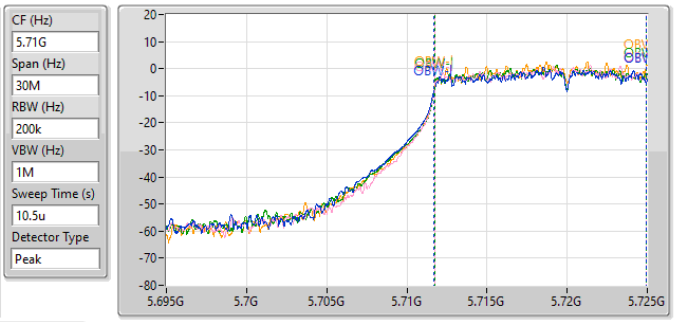

26dB(Hz)	Fl-26dB(Hz)	Fh-26dB(Hz)	OBW(Hz)	Fl-OBW(Hz)	Fh-OBW(Hz)	Limit(Hz)	Port
14.31M	5.71069G	5.725G	13.228M	5.711686G	5.724914G	Inf	1
14.775M	5.710225G	5.725G	13.168M	5.711751G	5.72492G	Inf	2
14.385M	5.710615G	5.725G	13.166M	5.71177G	5.724935G	Inf	3
14.535M	5.710465G	5.725G	13.184M	5.711779G	5.724963G	Inf	4

5.725-5.85GHz_802.11a_Nss1,(6Mbps)_4TX **EBW**

5720MHz Straddle 5.725-5.85GHz

16/10/2023

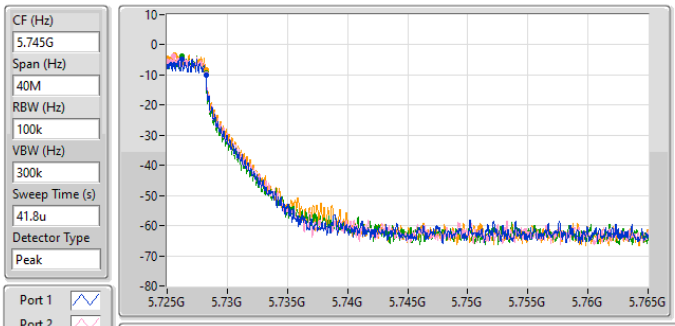

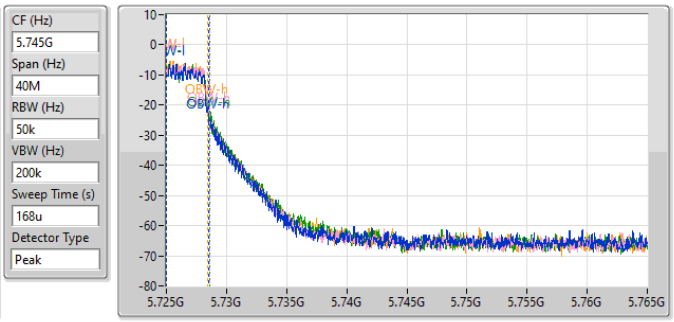

6dB(Hz)	Fl-6dB(Hz)	Fh-6dB(Hz)	OBW(Hz)	Fl-OBW(Hz)	Fh-OBW(Hz)	Limit(Hz)	Port
3.24M	5.725G	5.72824G	3.543M	5.725015G	5.728558G	500k	1
3.24M	5.725G	5.72824G	3.561M	5.725012G	5.728573G	500k	2
3.22M	5.725G	5.72822G	3.613M	5.725015G	5.728628G	500k	3
3.22M	5.725G	5.72822G	3.421M	5.725011G	5.728432G	500k	4

5.725-5.85GHz_802.11a_Nss1,(6Mbps)_4TX **EBW**

5720MHz Straddle 5.725-5.85GHz

16/10/2023

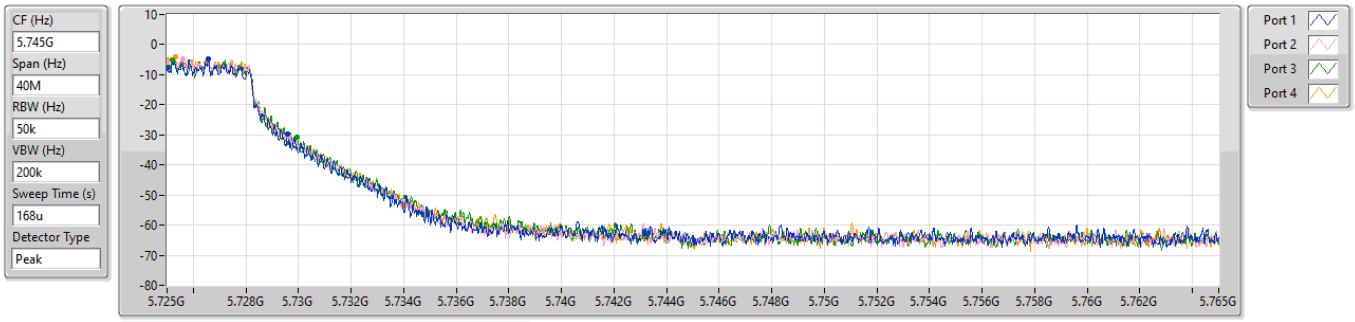

26dB(Hz)	Fl-26dB(Hz)	Fh-26dB(Hz)	Limit(Hz)	Port
4.6M	5.725G	5.7296G	Inf	1
4.64M	5.725G	5.72964G	Inf	2
4.96M	5.725G	5.72996G	Inf	3
4.58M	5.725G	5.72958G	Inf	4

5.725-5.85GHz_802.11a_Nss1,(6Mbps)_4TX **EBW**

5745MHz

16/10/2023

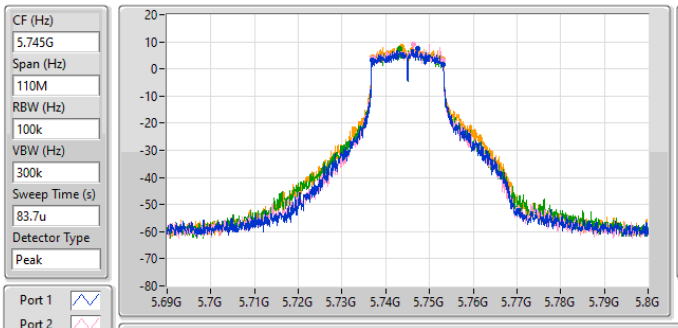

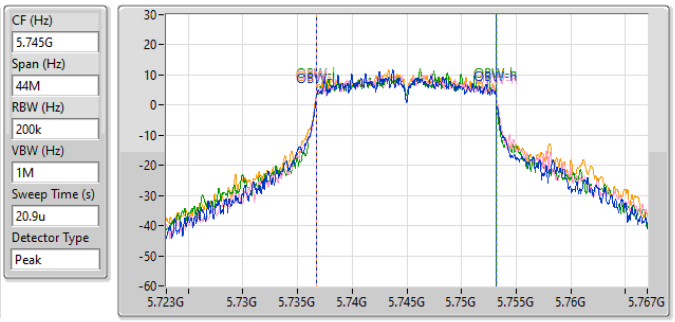

6dB(Hz)	Fl-6dB(Hz)	Fh-6dB(Hz)	OBW(Hz)	Fl-OBW(Hz)	Fh-OBW(Hz)	Limit(Hz)	Port
16.28M	5.736805G	5.753085G	16.421M	5.736743G	5.753164G	500k	1
16.335M	5.736805G	5.75314G	16.48M	5.736772G	5.753252G	500k	2
16.335M	5.736805G	5.75314G	16.348M	5.736777G	5.753125G	500k	3
16.335M	5.736805G	5.75314G	16.473M	5.736706G	5.753178G	500k	4

5.725-5.85GHz_802.11a_Nss1,(6Mbps)_4TX **EBW**

5745MHz

16/10/2023

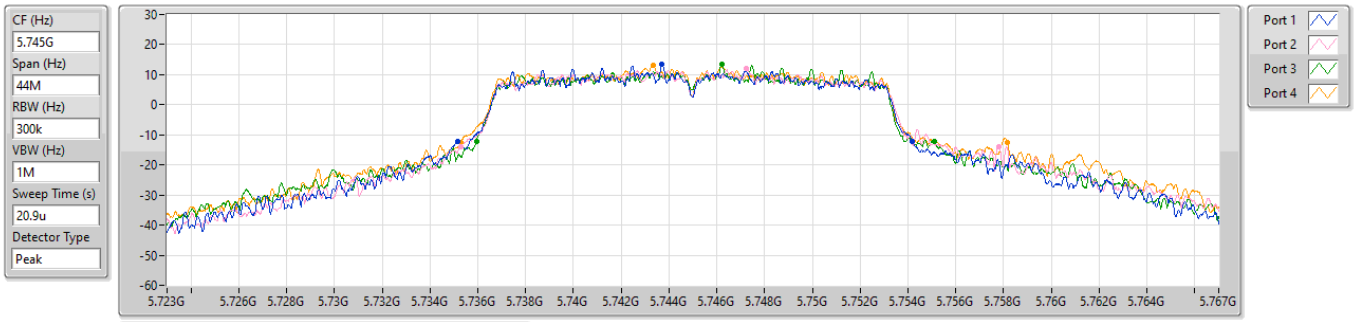

26dB(Hz)	Fl-26dB(Hz)	Fh-26dB(Hz)	Limit(Hz)	Port
19.052M	5.735144G	5.754196G	Inf	1
22.528M	5.735276G	5.757804G	Inf	2
19.162M	5.735936G	5.755098G	Inf	3
22.858M	5.735298G	5.758156G	Inf	4

5.725-5.85GHz_802.11a_Nss1,(6Mbps)_4TX **EBW**

5785MHz

16/10/2023

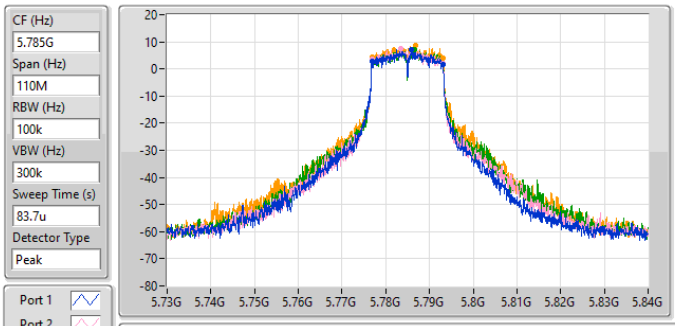

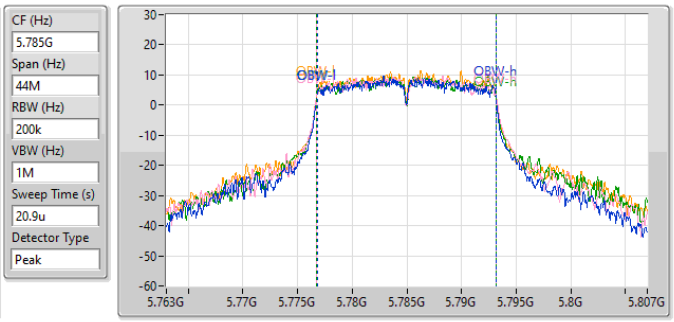

6dB(Hz)	Fl-6dB(Hz)	Fh-6dB(Hz)	OBW(Hz)	Fl-OBW(Hz)	Fh-OBW(Hz)	Limit(Hz)	Port
16.335M	5.776805G	5.79314G	16.343M	5.776781G	5.793124G	500k	1
16.335M	5.776805G	5.79314G	16.476M	5.776742G	5.793219G	500k	2
16.335M	5.776805G	5.79314G	16.431M	5.776748G	5.793178G	500k	3
16.335M	5.776805G	5.79314G	16.377M	5.776774G	5.793151G	500k	4

5.725-5.85GHz_802.11a_Nss1,(6Mbps)_4TX **EBW**

5785MHz

16/10/2023

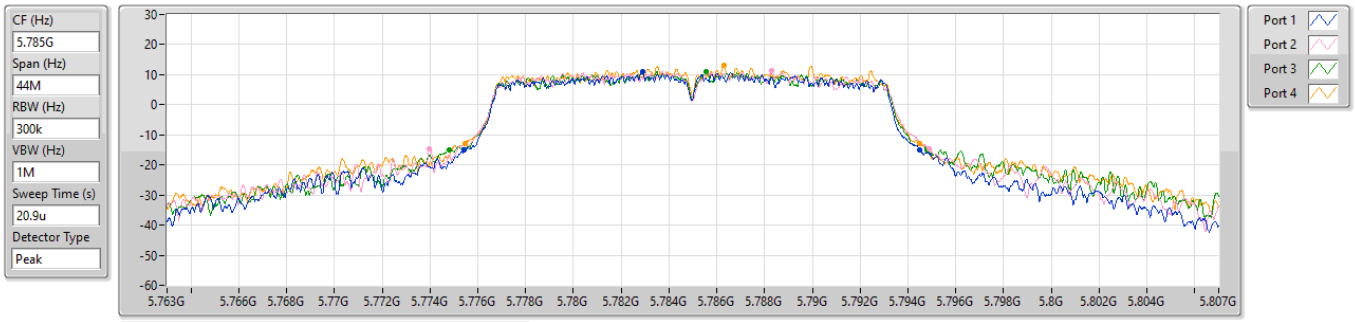

26dB(Hz)	Fl-26dB(Hz)	Fh-26dB(Hz)	Limit(Hz)	Port
19.052M	5.77543G	5.794482G	Inf	1
20.922M	5.773978G	5.7949G	Inf	2
19.998M	5.774814G	5.794812G	Inf	3
19.03M	5.775452G	5.794482G	Inf	4

5.725-5.85GHz_802.11a_Nss1,(6Mbps)_4TX **EBW**

5825MHz

16/10/2023

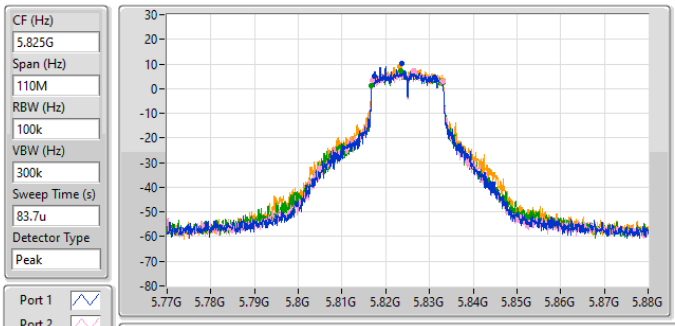

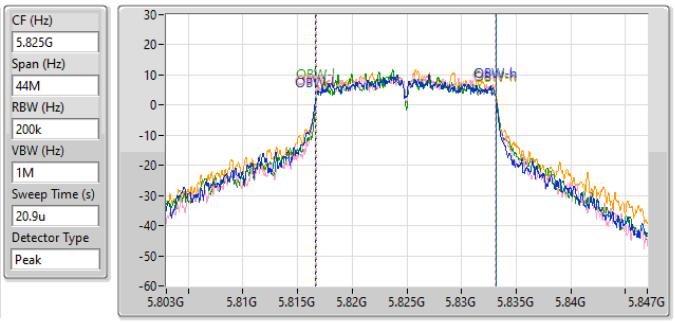

6dB(Hz)	Fl-6dB(Hz)	Fh-6dB(Hz)	OBW(Hz)	Fl-OBW(Hz)	Fh-OBW(Hz)	Limit(Hz)	Port
13.805M	5.81741G	5.831215G	16.513M	5.816611G	5.833123G	500k	1
16.335M	5.816805G	5.83314G	16.386M	5.816729G	5.833115G	500k	2
16.39M	5.81675G	5.83314G	16.41M	5.816756G	5.833166G	500k	3
16.28M	5.816805G	5.833085G	16.53M	5.816649G	5.83318G	500k	4

5.725-5.85GHz_802.11a_Nss1,(6Mbps)_4TX **EBW**

5825MHz

16/10/2023

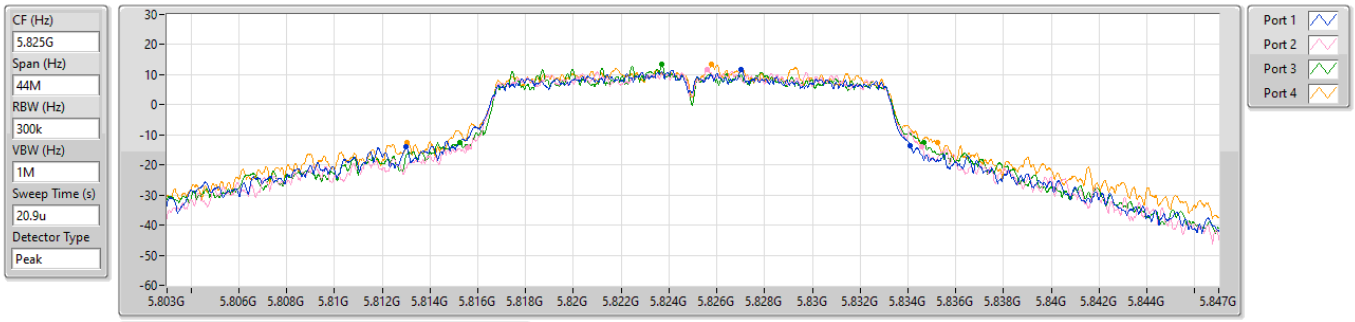

26dB(Hz)	Fl-26dB(Hz)	Fh-26dB(Hz)	Limit(Hz)	Port
21.12M	5.812988G	5.834108G	Inf	1
19.052M	5.81554G	5.834592G	Inf	2
19.426M	5.815254G	5.83468G	Inf	3
22.198M	5.813032G	5.83523G	Inf	4

5.15-5.25GHz_802.11ax HEW20_Nss1,(MCS0)_4TX **EBW**

5180MHz

16/10/2023

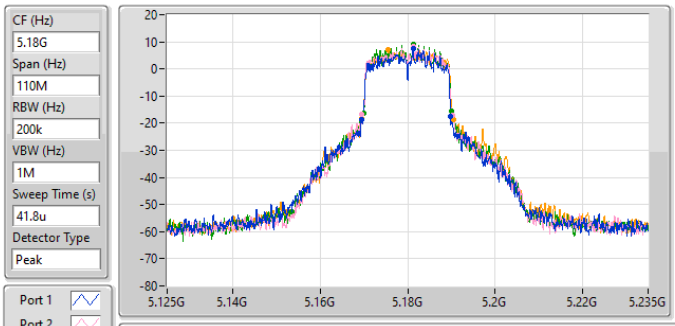

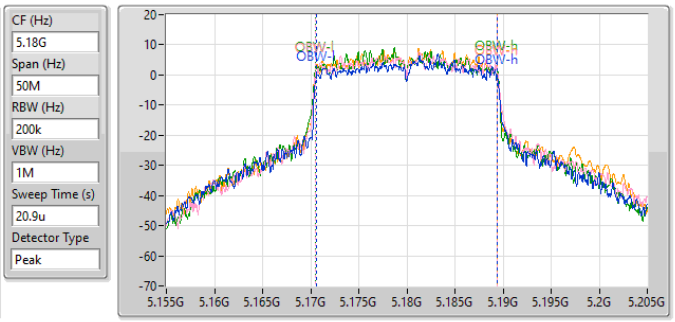

26dB(Hz)	Fl-26dB(Hz)	Fh-26dB(Hz)	OBW(Hz)	Fl-OBW(Hz)	Fh-OBW(Hz)	Limit(Hz)	Port
20.35M	5.169385G	5.189735G	18.816M	5.170588G	5.189404G	Inf	1
20.68M	5.169495G	5.190175G	18.887M	5.170536G	5.189423G	Inf	2
20.075M	5.16988G	5.189955G	18.892M	5.170509G	5.189401G	Inf	3
21.065M	5.169385G	5.19045G	18.829M	5.170528G	5.189356G	Inf	4

5.15-5.25GHz_802.11ax HEW20_Nss1,(MCS0)_4TX **EBW**

5200MHz

16/10/2023

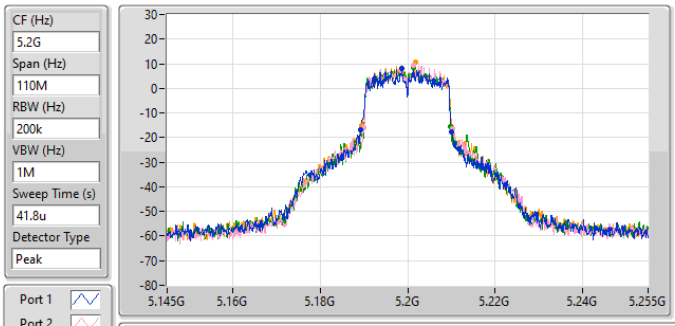

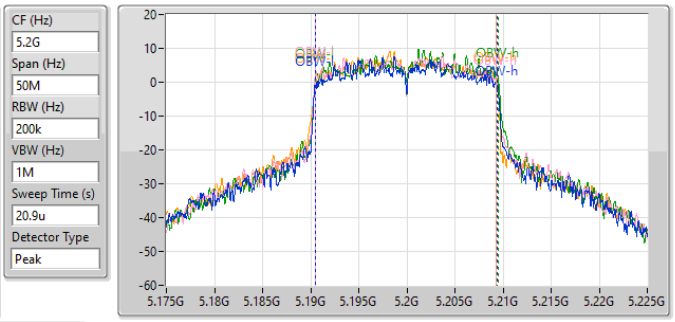

26dB(Hz)	Fl-26dB(Hz)	Fh-26dB(Hz)	OBW(Hz)	Fl-OBW(Hz)	Fh-OBW(Hz)	Limit(Hz)	Port
20.79M	5.18933G	5.21012G	18.818M	5.190532G	5.20935G	Inf	1
20.24M	5.18999G	5.21023G	18.804M	5.19051G	5.209314G	Inf	2
19.855M	5.18999G	5.209845G	18.915M	5.190542G	5.209456G	Inf	3
20.57M	5.18955G	5.21012G	18.773M	5.190547G	5.20932G	Inf	4

5.15-5.25GHz_802.11ax HEW20_Nss1,(MCS0)_4TX **EBW**

5240MHz

16/10/2023

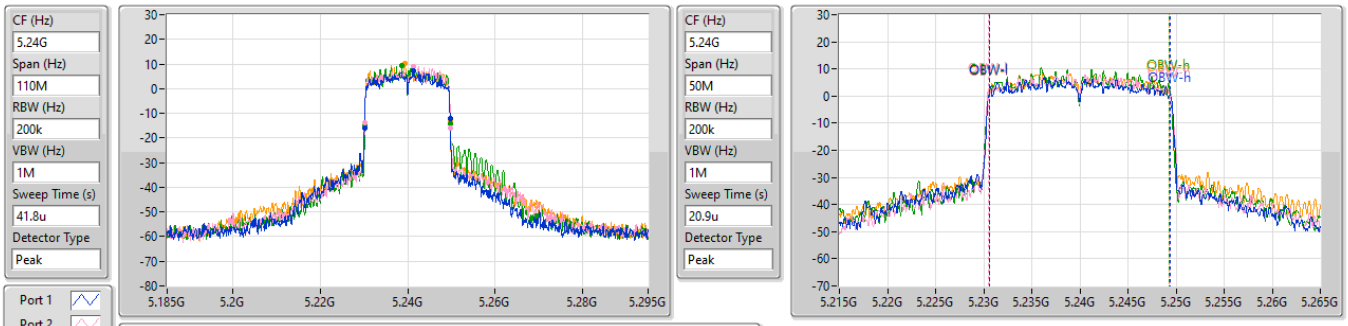

26dB(Hz)	Fl-26dB(Hz)	Fh-26dB(Hz)	OBW(Hz)	Fl-OBW(Hz)	Fh-OBW(Hz)	Limit(Hz)	Port
19.58M	5.2301G	5.24968G	18.787M	5.230599G	5.249385G	Inf	1
19.635M	5.230155G	5.24979G	18.811M	5.230534G	5.249345G	Inf	2
19.58M	5.23021G	5.24979G	18.672M	5.230619G	5.249291G	Inf	3
19.635M	5.2301G	5.249735G	18.716M	5.230608G	5.249324G	Inf	4

5.25-5.35GHz_802.11ax HEW20_Nss1,(MCS0)_4TX **EBW**

5260MHz

16/10/2023

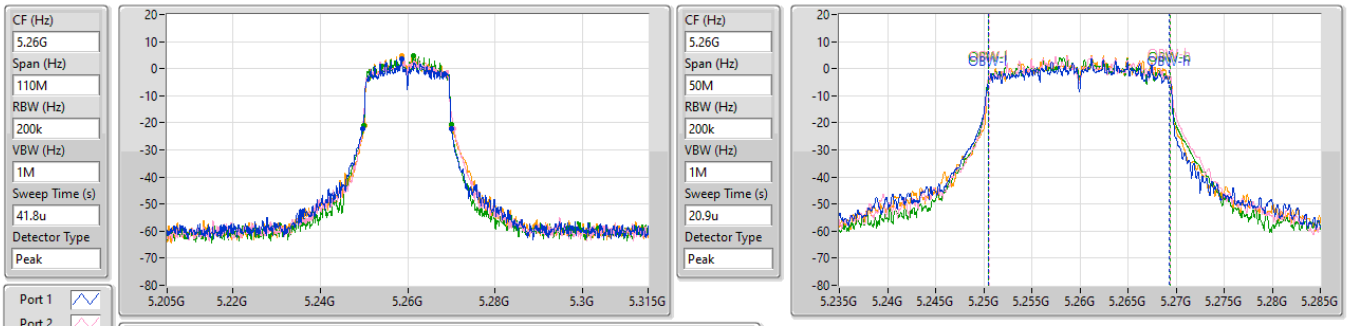

26dB(Hz)	Fl-26dB(Hz)	Fh-26dB(Hz)	OBW(Hz)	Fl-OBW(Hz)	Fh-OBW(Hz)	Limit(Hz)	Port
20.295M	5.24966G	5.269955G	18.808M	5.250506G	5.269314G	Inf	1
20.955M	5.24966G	5.270615G	18.854M	5.25055G	5.269405G	Inf	2
20.075M	5.24988G	5.269955G	18.816M	5.250534G	5.269349G	Inf	3
20.02M	5.2501G	5.27012G	18.763M	5.25058G	5.269343G	Inf	4

5.25-5.35GHz_802.11ax HEW20_Nss1,(MCS0)_4TX **EBW**

5300MHz

16/10/2023

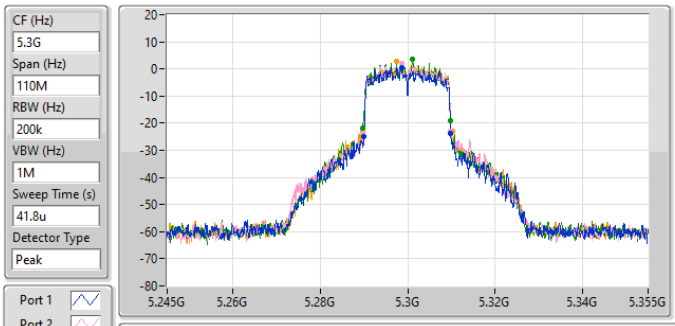

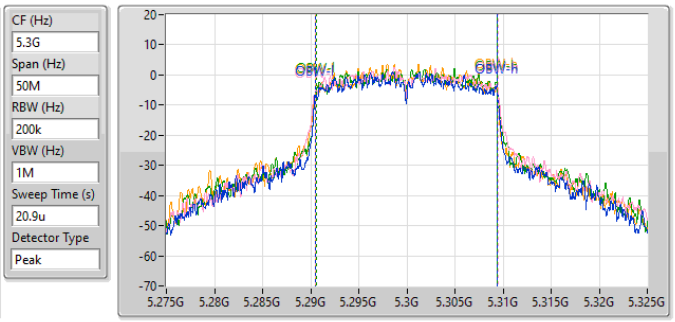

26dB(Hz)	Fl-26dB(Hz)	Fh-26dB(Hz)	OBW(Hz)	Fl-OBW(Hz)	Fh-OBW(Hz)	Limit(Hz)	Port
19.91M	5.28999G	5.3099G	18.842M	5.290538G	5.309381G	Inf	1
20.075M	5.289825G	5.3099G	18.993M	5.290465G	5.309458G	Inf	2
20.185M	5.289605G	5.30979G	18.852M	5.290582G	5.309433G	Inf	3
20.57M	5.289715G	5.310285G	18.825M	5.290548G	5.309373G	Inf	4

5.25-5.35GHz_802.11ax HEW20_Nss1,(MCS0)_4TX **EBW**

5320MHz

16/10/2023

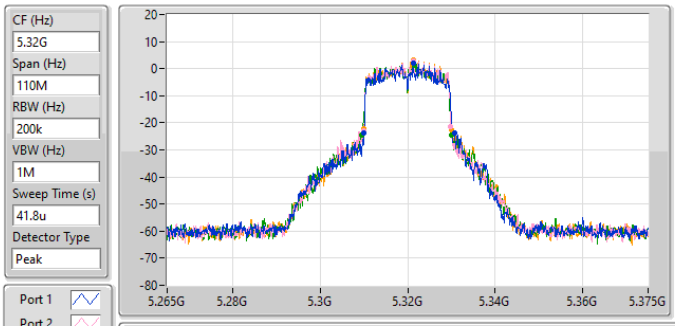

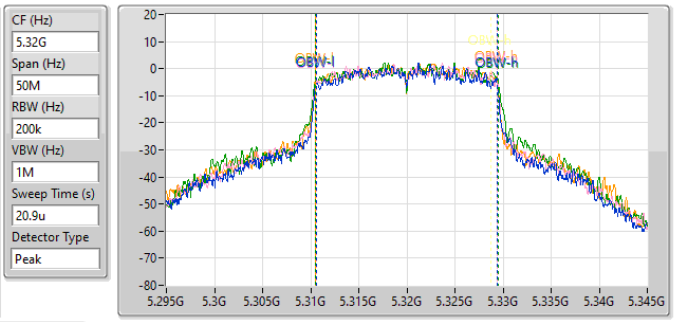

26dB(Hz)	Fl-26dB(Hz)	Fh-26dB(Hz)	OBW(Hz)	Fl-OBW(Hz)	Fh-OBW(Hz)	Limit(Hz)	Port
20.625M	5.310045G	5.33067G	18.795M	5.310557G	5.329352G	Inf	1
19.91M	5.309935G	5.329845G	18.825M	5.310558G	5.329383G	Inf	2
20.57M	5.30955G	5.33012G	19.01M	5.310476G	5.329486G	Inf	3
20.075M	5.309935G	5.33001G	18.884M	5.310498G	5.329382G	Inf	4

5.47-5.725GHz_802.11ax HEW20_Nss1,(MCS0)_4TX **EBW**

5500MHz

16/10/2023

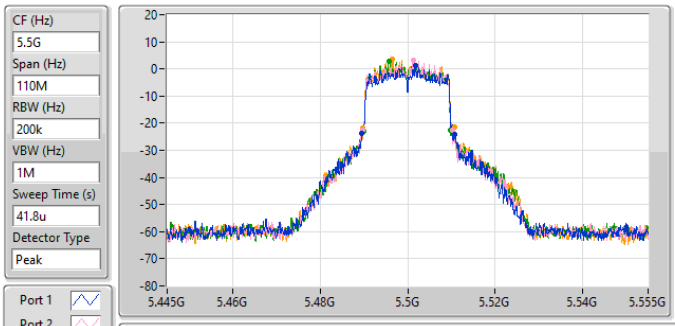

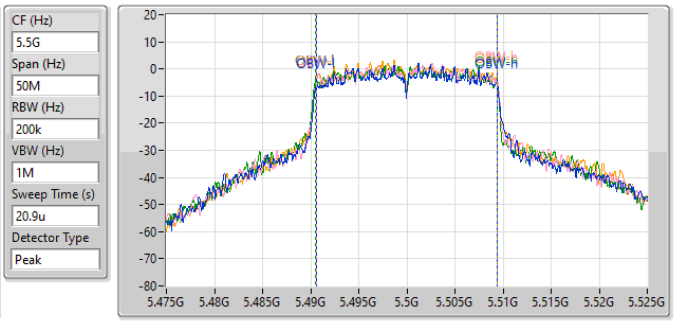

26dB(Hz)	Fl-26dB(Hz)	Fh-26dB(Hz)	OBW(Hz)	Fl-OBW(Hz)	Fh-OBW(Hz)	Limit(Hz)	Port
21.23M	5.48955G	5.51078G	18.842M	5.490558G	5.5094G	Inf	1
20.35M	5.489825G	5.510175G	18.818M	5.490589G	5.509407G	Inf	2
19.91M	5.48988G	5.50979G	18.898M	5.49047G	5.509368G	Inf	3
20.9M	5.489825G	5.510725G	18.806M	5.490565G	5.50937G	Inf	4

5.47-5.725GHz_802.11ax HEW20_Nss1,(MCS0)_4TX **EBW**

5580MHz

16/10/2023

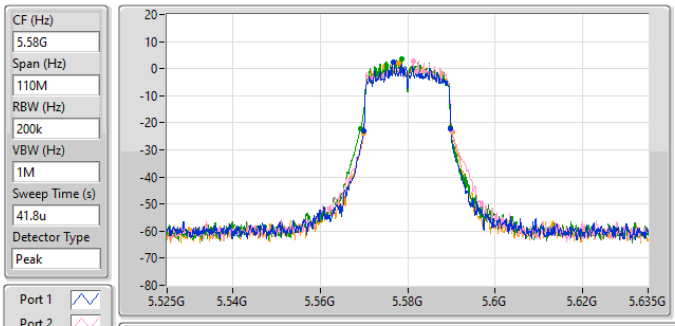

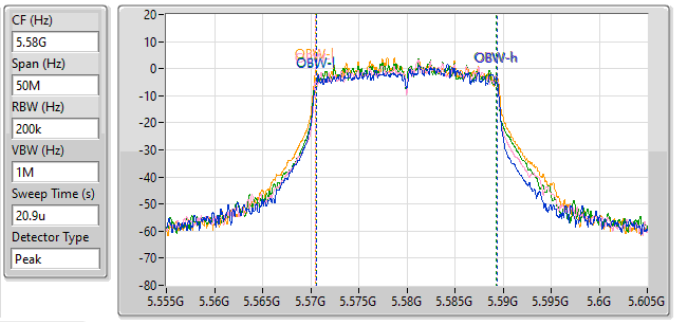

26dB(Hz)	Fl-26dB(Hz)	Fh-26dB(Hz)	OBW(Hz)	Fl-OBW(Hz)	Fh-OBW(Hz)	Limit(Hz)	Port
20.02M	5.56988G	5.5899G	18.819M	5.570571G	5.58939G	Inf	1
19.965M	5.570045G	5.59001G	18.844M	5.570541G	5.589385G	Inf	2
20.625M	5.569275G	5.5899G	18.746M	5.570554G	5.5893G	Inf	3
20.295M	5.569935G	5.59023G	18.984M	5.570457G	5.589441G	Inf	4

5.47-5.725GHz_802.11ax HEW20_Nss1,(MCS0)_4TX **EBW**

5700MHz

16/10/2023

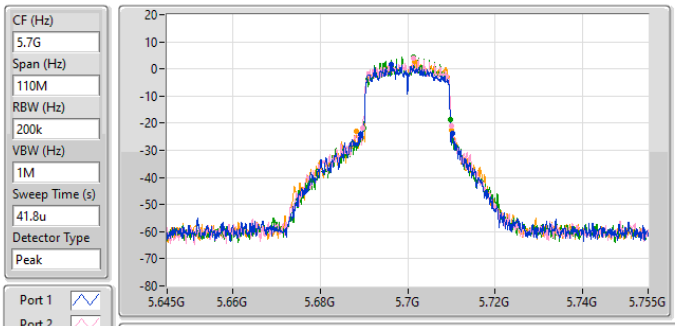

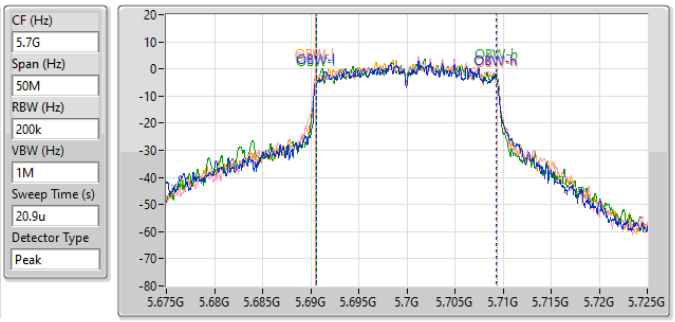

26dB(Hz)	Fl-26dB(Hz)	Fh-26dB(Hz)	OBW(Hz)	Fl-OBW(Hz)	Fh-OBW(Hz)	Limit(Hz)	Port
21.12M	5.68922G	5.71034G	18.788M	5.690552G	5.709339G	Inf	1
20.46M	5.68966G	5.71012G	18.86M	5.690491G	5.70935G	Inf	2
19.855M	5.689935G	5.70979G	18.847M	5.690565G	5.709412G	Inf	3
21.78M	5.68823G	5.71001G	18.897M	5.690502G	5.709399G	Inf	4

5.47-5.725GHz_802.11ax HEW20_Nss1,(MCS0)_4TX **EBW**

5720MHz Straddle 5.47-5.725GHz

16/10/2023

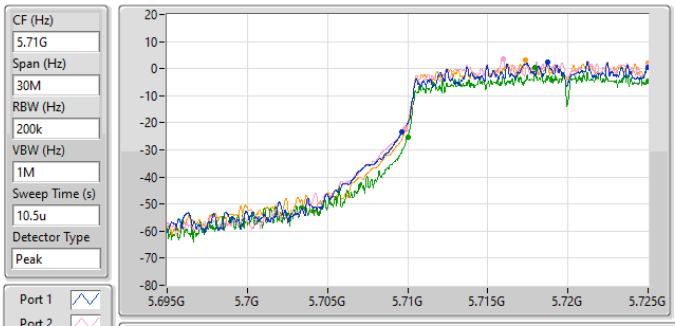

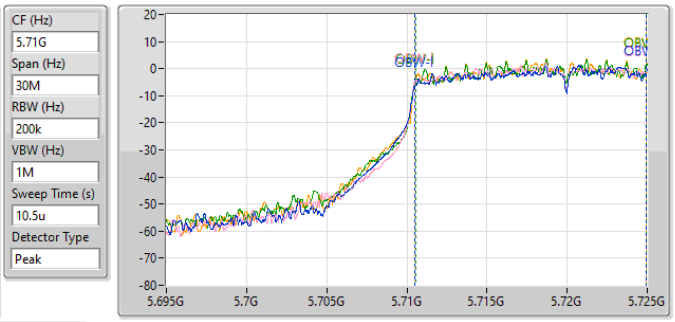

26dB(Hz)	Fl-26dB(Hz)	Fh-26dB(Hz)	OBW(Hz)	Fl-OBW(Hz)	Fh-OBW(Hz)	Limit(Hz)	Port
15.33M	5.70967G	5.725G	14.434M	5.710514G	5.724948G	Inf	1
15.18M	5.70982G	5.725G	14.422M	5.710505G	5.724927G	Inf	2
15M	5.71G	5.725G	14.421M	5.710538G	5.724958G	Inf	3
15.15M	5.70985G	5.725G	14.387M	5.710573G	5.72496G	Inf	4

5.725-5.85GHz_802.11ax HEW20_Nss1,(MCS0)_4TX **EBW**

5720MHz Straddle 5.725-5.85GHz

16/10/2023

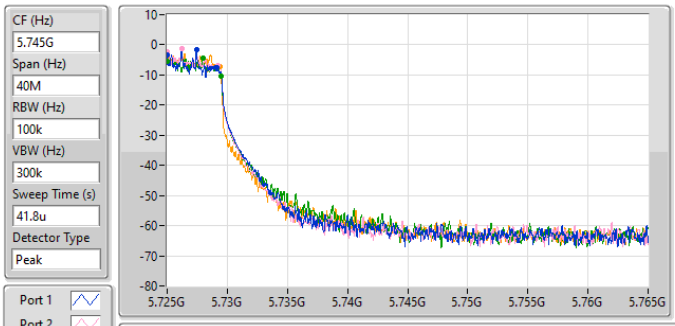

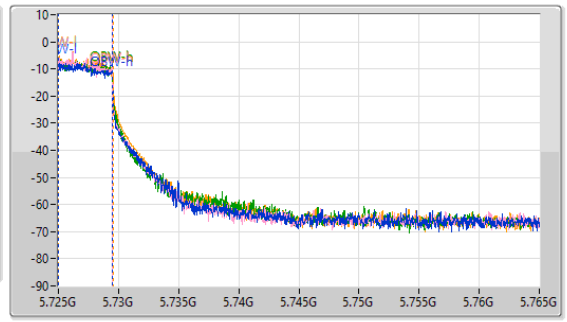

6dB(Hz)	Fl-6dB(Hz)	Fh-6dB(Hz)	OBW(Hz)	Fl-OBW(Hz)	Fh-OBW(Hz)	Limit(Hz)	Port
4.1M	5.725G	5.7291G	4.48M	5.725025G	5.729505G	500k	1
4.24M	5.725G	5.72924G	4.485M	5.725018G	5.729503G	500k	2
4.5M	5.725G	5.7295G	4.504M	5.725019G	5.729522G	500k	3
4.38M	5.725G	5.72938G	4.53M	5.72502G	5.72955G	500k	4

5.725-5.85GHz_802.11ax HEW20_Nss1,(MCS0)_4TX **EBW**

5720MHz Straddle 5.725-5.85GHz

16/10/2023

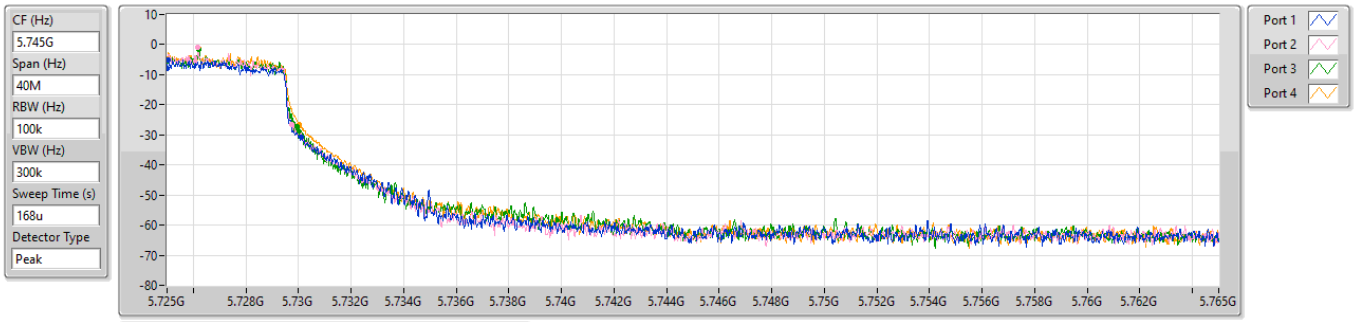

26dB(Hz)	Fl-26dB(Hz)	Fh-26dB(Hz)	Limit(Hz)	Port
5.12M	5.725G	5.73012G	Inf	1
4.76M	5.725G	5.72976G	Inf	2
4.96M	5.725G	5.72996G	Inf	3
5.04M	5.725G	5.73004G	Inf	4

5.725-5.85GHz_802.11ax HEW20_Nss1,(MCS0)_4TX **EBW**

5745MHz

16/10/2023

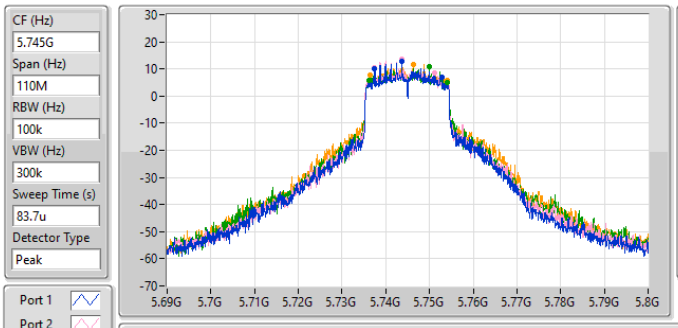

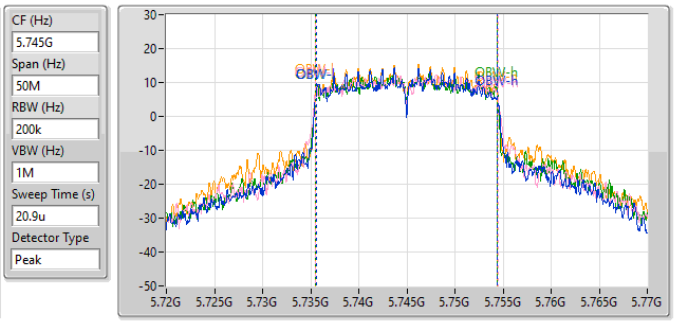

6dB(Hz)	Fl-6dB(Hz)	Fh-6dB(Hz)	OBW(Hz)	Fl-OBW(Hz)	Fh-OBW(Hz)	Limit(Hz)	Port
15.345M	5.73741G	5.752755G	18.876M	5.735552G	5.754428G	500k	1
13.805M	5.73741G	5.751215G	19.053M	5.735462G	5.754515G	500k	2
17.765M	5.7362G	5.753965G	18.939M	5.735504G	5.754442G	500k	3
17.875M	5.73631G	5.754185G	18.954M	5.735493G	5.754447G	500k	4

5.725-5.85GHz_802.11ax HEW20_Nss1,(MCS0)_4TX **EBW**

5745MHz

16/10/2023

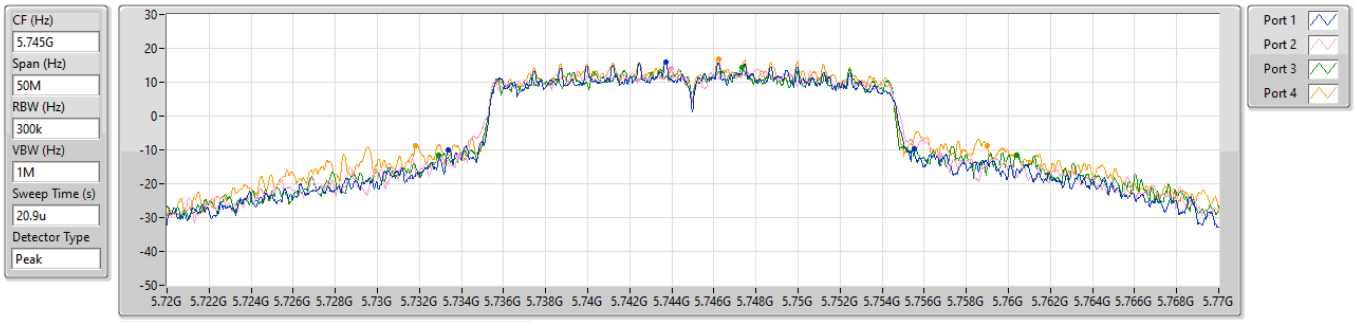

26dB(Hz)	Fl-26dB(Hz)	Fh-26dB(Hz)	Limit(Hz)	Port
22.175M	5.73335G	5.755525G	Inf	1
22.85M	5.733875G	5.756725G	Inf	2
27.5M	5.732925G	5.760425G	Inf	3
27.15M	5.731825G	5.758975G	Inf	4

5.725-5.85GHz_802.11ax HEW20_Nss1,(MCS0)_4TX **EBW**

5785MHz

16/10/2023

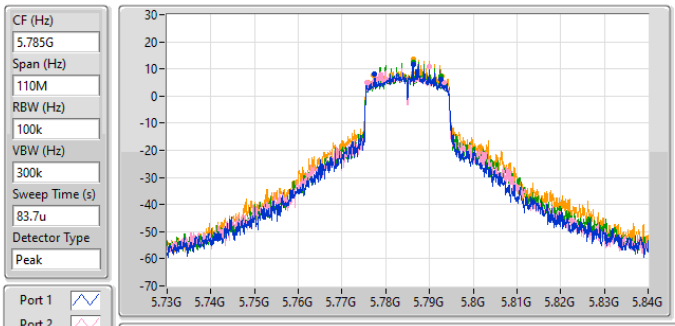

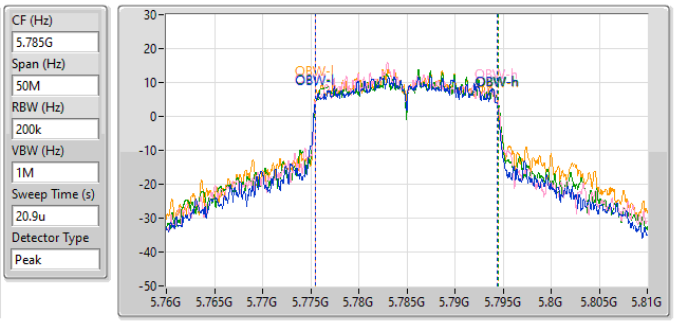

6dB(Hz)	Fl-6dB(Hz)	Fh-6dB(Hz)	OBW(Hz)	Fl-OBW(Hz)	Fh-OBW(Hz)	Limit(Hz)	Port
15.18M	5.77741G	5.79259G	18.83M	5.775517G	5.794347G	500k	1
17.71M	5.775705G	5.793415G	18.875M	5.775547G	5.794422G	500k	2
15.125M	5.77741G	5.792535G	18.955M	5.775543G	5.794498G	500k	3
15.565M	5.77719G	5.792755G	18.952M	5.775511G	5.794462G	500k	4

5.725-5.85GHz_802.11ax HEW20_Nss1,(MCS0)_4TX **EBW**

5785MHz

16/10/2023

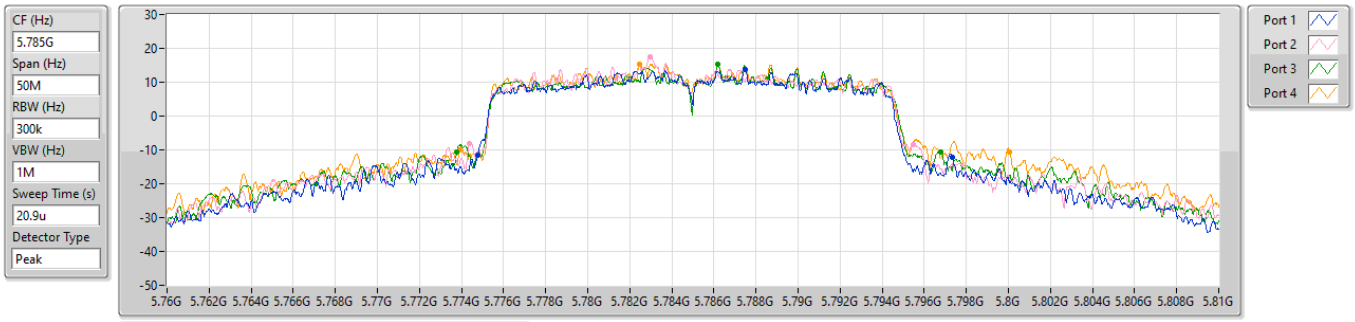

26dB(Hz)	Fl-26dB(Hz)	Fh-26dB(Hz)	Limit(Hz)	Port
22.575M	5.77475G	5.797325G	Inf	1
21.125M	5.774375G	5.7955G	Inf	2
23.025M	5.773775G	5.7968G	Inf	3
26.175M	5.7739G	5.800075G	Inf	4

5.725-5.85GHz_802.11ax HEW20_Nss1,(MCS0)_4TX **EBW**

5825MHz

16/10/2023

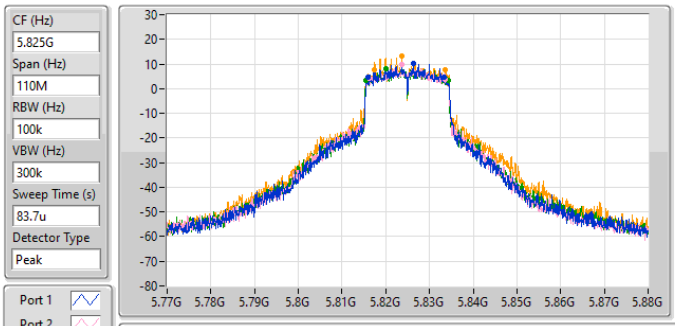

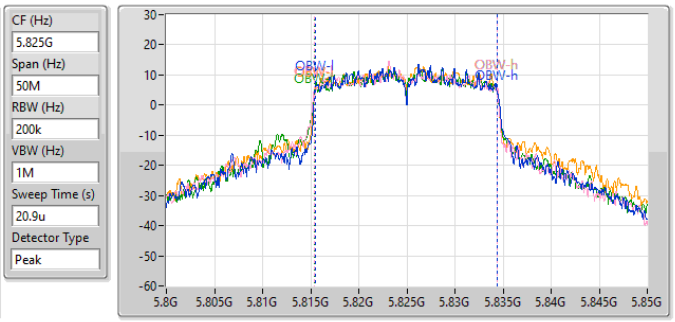

6dB(Hz)	Fl-6dB(Hz)	Fh-6dB(Hz)	OBW(Hz)	Fl-OBW(Hz)	Fh-OBW(Hz)	Limit(Hz)	Port
17.38M	5.815925G	5.833305G	18.896M	5.815511G	5.834407G	500k	1
17.27M	5.816255G	5.833525G	19.066M	5.81534G	5.834406G	500k	2
18.81M	5.81543G	5.83424G	19.047M	5.815357G	5.834404G	500k	3
16.335M	5.817355G	5.83369G	18.968M	5.815454G	5.834422G	500k	4

5.725-5.85GHz_802.11ax HEW20_Nss1,(MCS0)_4TX **EBW**

5825MHz

16/10/2023

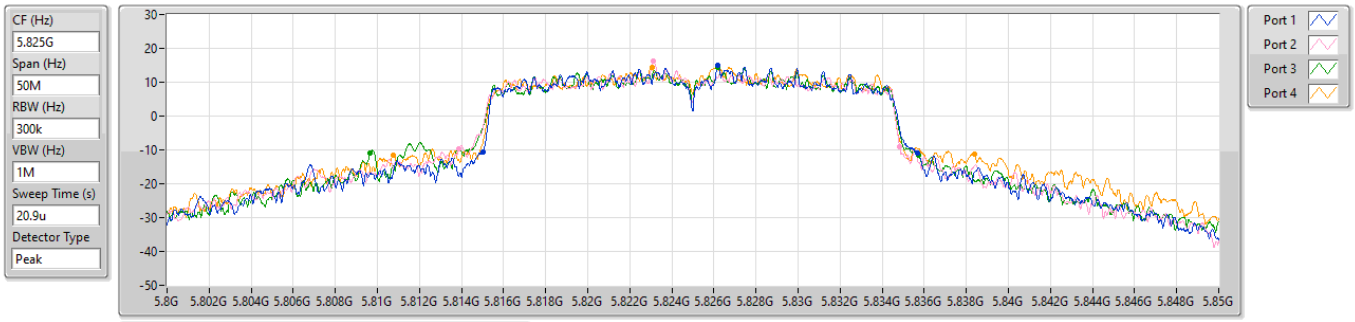

26dB(Hz)	Fl-26dB(Hz)	Fh-26dB(Hz)	Limit(Hz)	Port
20.675M	5.815025G	5.8357G	Inf	1
20.95M	5.813875G	5.834825G	Inf	2
26.1M	5.80965G	5.83575G	Inf	3
27.65M	5.81075G	5.8384G	Inf	4

5.15-5.25GHz_802.11ax HEW40_Nss1,(MCS0)_4TX **EBW**

5190MHz

16/10/2023

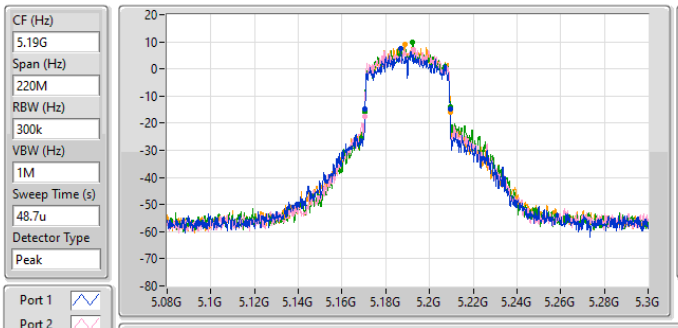

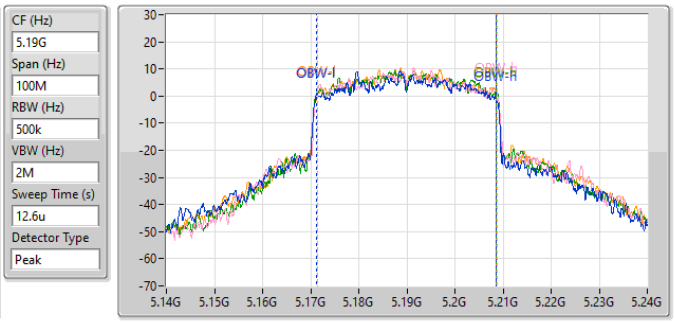

26dB(Hz)	Fl-26dB(Hz)	Fh-26dB(Hz)	OBW(Hz)	Fl-OBW(Hz)	Fh-OBW(Hz)	Limit(Hz)	Port
38.72M	5.17064G	5.20936G	37.314M	5.171202G	5.208516G	Inf	1
38.94M	5.17042G	5.20936G	37.344M	5.171359G	5.208703G	Inf	2
39.05M	5.17031G	5.20936G	37.377M	5.171293G	5.20867G	Inf	3
38.94M	5.17053G	5.20947G	37.123M	5.171527G	5.20865G	Inf	4

5.15-5.25GHz_802.11ax HEW40_Nss1,(MCS0)_4TX **EBW**

5230MHz

16/10/2023

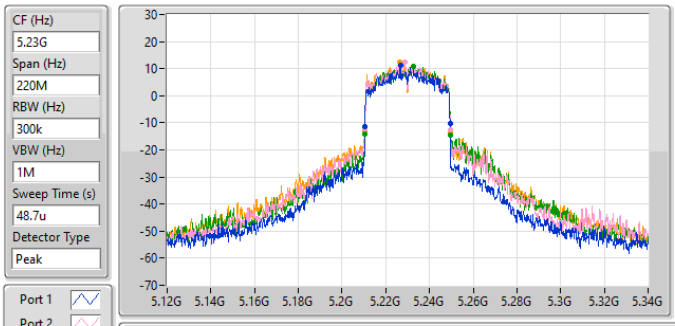

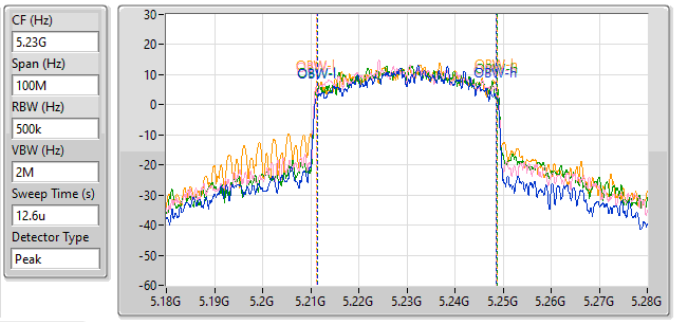

26dB(Hz)	Fl-26dB(Hz)	Fh-26dB(Hz)	OBW(Hz)	Fl-OBW(Hz)	Fh-OBW(Hz)	Limit(Hz)	Port
38.83M	5.21053G	5.24936G	37.064M	5.211452G	5.248516G	Inf	1
39.05M	5.21042G	5.24947G	37.357M	5.21118G	5.248537G	Inf	2
39.05M	5.21053G	5.24958G	37.382M	5.211348G	5.248729G	Inf	3
39.05M	5.21042G	5.24947G	37.599M	5.211109G	5.248708G	Inf	4

5.25-5.35GHz_802.11ax HEW40_Nss1,(MCS0)_4TX **EBW**

5270MHz

16/10/2023

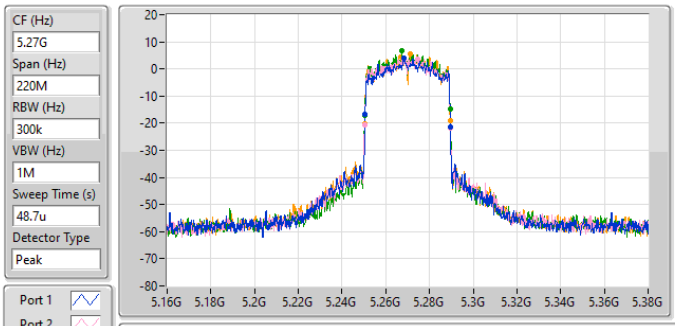

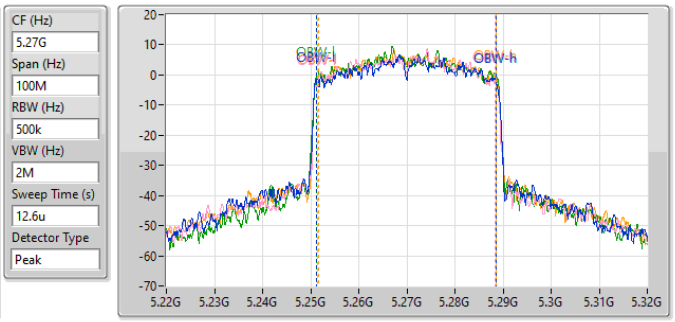

26dB(Hz)	Fl-26dB(Hz)	Fh-26dB(Hz)	OBW(Hz)	Fl-OBW(Hz)	Fh-OBW(Hz)	Limit(Hz)	Port
38.83M	5.25064G	5.28947G	37.29M	5.251214G	5.288504G	Inf	1
39.27M	5.25031G	5.28958G	36.866M	5.251536G	5.288402G	Inf	2
38.94M	5.25042G	5.28936G	37.264M	5.251317G	5.28858G	Inf	3
38.94M	5.25042G	5.28936G	36.981M	5.251588G	5.288569G	Inf	4

5.25-5.35GHz_802.11ax HEW40_Nss1,(MCS0)_4TX **EBW**

5310MHz

16/10/2023

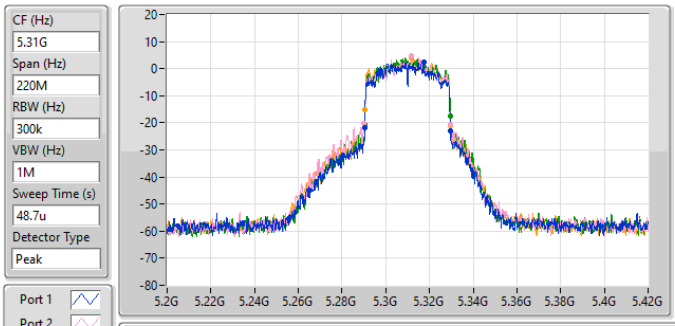

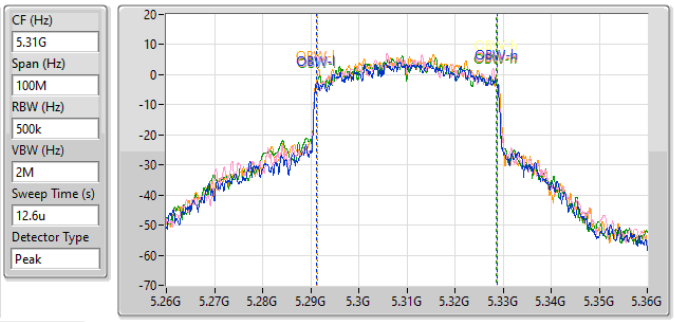

26dB(Hz)	Fl-26dB(Hz)	Fh-26dB(Hz)	OBW(Hz)	Fl-OBW(Hz)	Fh-OBW(Hz)	Limit(Hz)	Port
39.16M	5.29042G	5.32958G	37.49M	5.291252G	5.328742G	Inf	1
39.93M	5.28987G	5.3298G	37.332M	5.291366G	5.328698G	Inf	2
39.05M	5.29042G	5.32947G	37.285M	5.29135G	5.328635G	Inf	3
38.94M	5.29064G	5.32958G	37.431M	5.291305G	5.328736G	Inf	4

5.47-5.725GHz_802.11ax HEW40_Nss1,(MCS0)_4TX **EBW**

5510MHz

16/10/2023

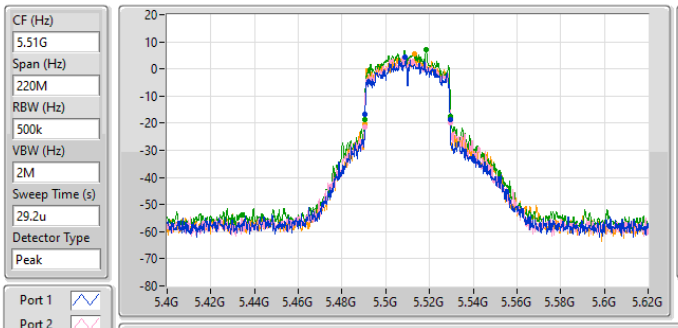

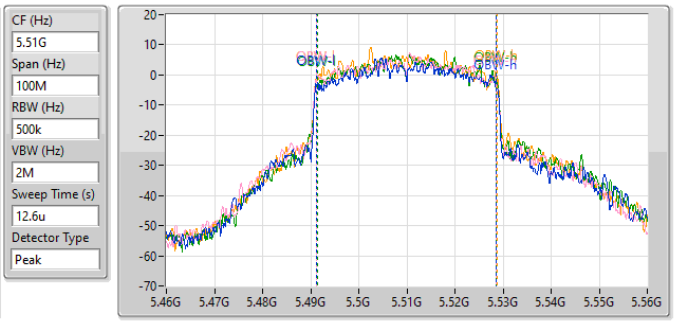

26dB(Hz)	Fl-26dB(Hz)	Fh-26dB(Hz)	OBW(Hz)	Fl-OBW(Hz)	Fh-OBW(Hz)	Limit(Hz)	Port
38.72M	5.49064G	5.52936G	37.38M	5.491238G	5.528618G	Inf	1
39.05M	5.49042G	5.52947G	37.253M	5.491242G	5.528495G	Inf	2
39.38M	5.49031G	5.52969G	37.248M	5.491369G	5.528617G	Inf	3
38.94M	5.49042G	5.52936G	37.385M	5.491301G	5.528686G	Inf	4

5.47-5.725GHz_802.11ax HEW40_Nss1,(MCS0)_4TX **EBW**

5550MHz

16/10/2023

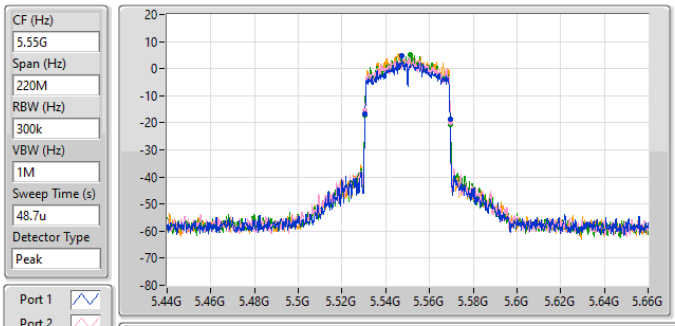

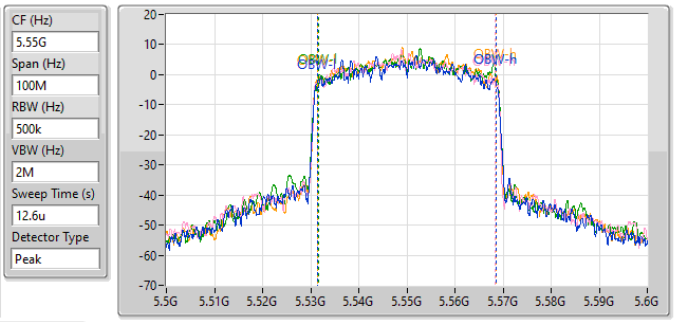

26dB(Hz)	Fl-26dB(Hz)	Fh-26dB(Hz)	OBW(Hz)	Fl-OBW(Hz)	Fh-OBW(Hz)	Limit(Hz)	Port
38.72M	5.53064G	5.56936G	37.1M	5.531374G	5.568475G	Inf	1
38.83M	5.53064G	5.56947G	37.009M	5.531435G	5.568444G	Inf	2
39.05M	5.53053G	5.56958G	37.002M	5.531578G	5.56858G	Inf	3
38.94M	5.53053G	5.56947G	37.234M	5.531413G	5.568646G	Inf	4

5.47-5.725GHz_802.11ax HEW40_Nss1,(MCS0)_4TX **EBW**

5670MHz

16/10/2023

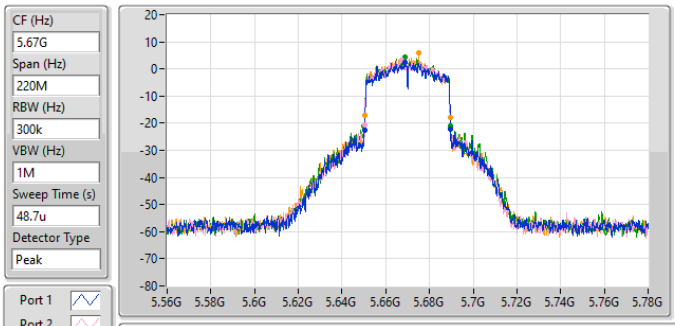

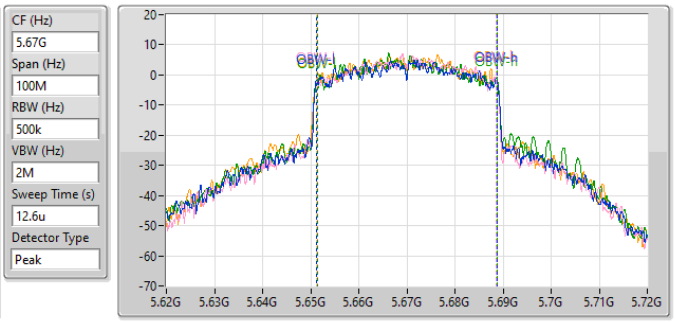

26dB(Hz)	Fl-26dB(Hz)	Fh-26dB(Hz)	OBW(Hz)	Fl-OBW(Hz)	Fh-OBW(Hz)	Limit(Hz)	Port
39.38M	5.6502G	5.68958G	37.565M	5.651186G	5.688751G	Inf	1
39.16M	5.65053G	5.68969G	37.311M	5.651272G	5.688583G	Inf	2
39.6M	5.65009G	5.68969G	37.362M	5.651386G	5.688748G	Inf	3
38.83M	5.65053G	5.68936G	37.27M	5.65133G	5.688601G	Inf	4

5.47-5.725GHz_802.11ax HEW40_Nss1,(MCS0)_4TX **EBW**

5710MHz Straddle 5.47-5.725GHz

16/10/2023

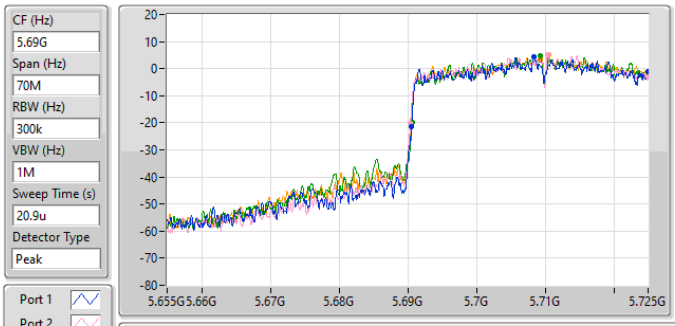

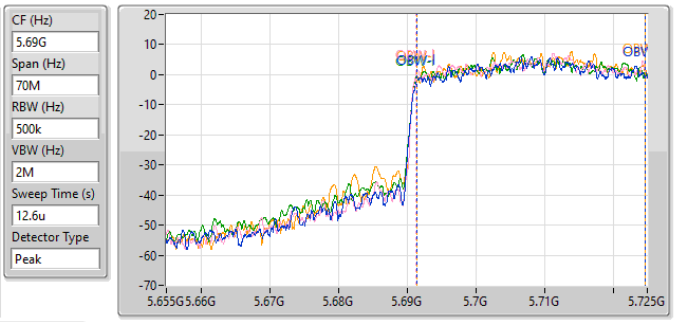

26dB(Hz)	Fl-26dB(Hz)	Fh-26dB(Hz)	OBW(Hz)	Fl-OBW(Hz)	Fh-OBW(Hz)	Limit(Hz)	Port
34.44M	5.69056G	5.725G	33.299M	5.691448G	5.724747G	Inf	1
34.58M	5.69042G	5.725G	33.355M	5.691297G	5.724651G	Inf	2
34.37M	5.69063G	5.725G	33.361M	5.691336G	5.724697G	Inf	3
34.51M	5.69049G	5.725G	33.317M	5.691387G	5.724704G	Inf	4

5.725-5.85GHz_802.11ax HEW40_Nss1,(MCS0)_4TX **EBW**

5710MHz Straddle 5.725-5.85GHz

16/10/2023

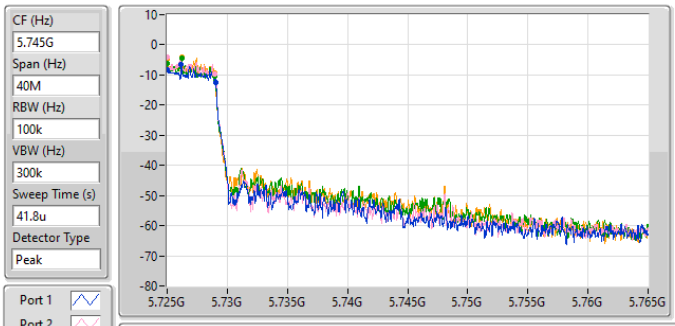

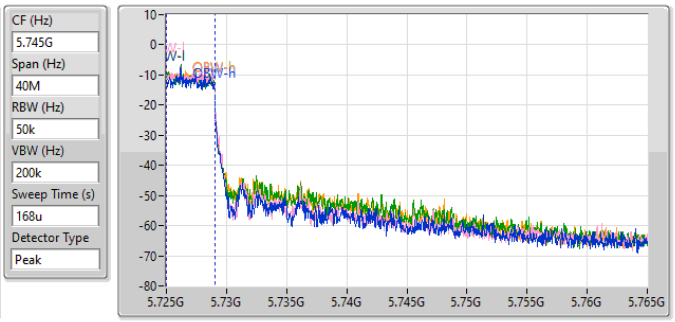

6dB(Hz)	Fl-6dB(Hz)	Fh-6dB(Hz)	OBW(Hz)	Fl-OBW(Hz)	Fh-OBW(Hz)	Limit(Hz)	Port
4.06M	5.725G	5.72906G	4.02M	5.725015G	5.729035G	500k	1
3.96M	5.725G	5.72896G	4.034M	5.72501G	5.729045G	500k	2
3.98M	5.725G	5.72898G	4.026M	5.725018G	5.729044G	500k	3
3.98M	5.725G	5.72898G	4.026M	5.725018G	5.729044G	500k	4

5.725-5.85GHz_802.11ax HEW40_Nss1,(MCS0)_4TX **EBW**

5710MHz Straddle 5.725-5.85GHz

16/10/2023

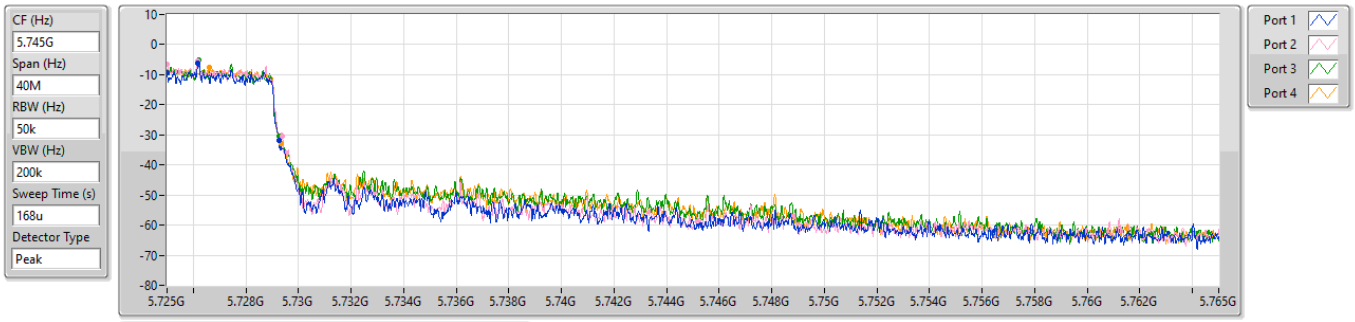

26dB(Hz)	Fl-26dB(Hz)	Fh-26dB(Hz)	Limit(Hz)	Port
4.26M	5.725G	5.72926G	Inf	1
4.4M	5.725G	5.7294G	Inf	2
4.28M	5.725G	5.72928G	Inf	3
4.34M	5.725G	5.72934G	Inf	4

5.725-5.85GHz_802.11ax HEW40_Nss1,(MCS0)_4TX **EBW**

5755MHz

16/10/2023

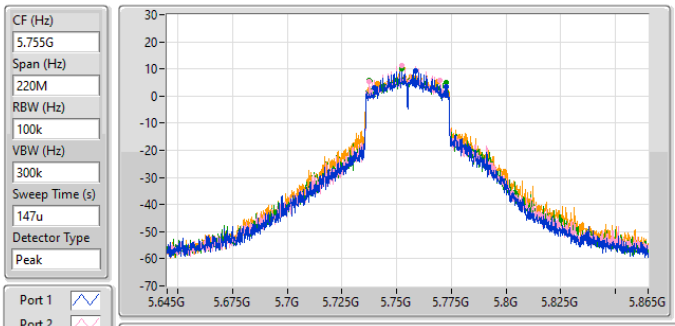

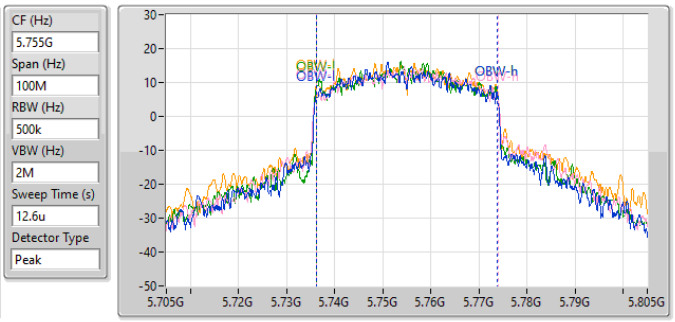

6dB(Hz)	Fl-6dB(Hz)	Fh-6dB(Hz)	OBW(Hz)	Fl-OBW(Hz)	Fh-OBW(Hz)	Limit(Hz)	Port
32.67M	5.73982G	5.77249G	37.523M	5.736241G	5.773764G	500k	1
32.56M	5.7374G	5.76996G	37.788M	5.736172G	5.77396G	500k	2
35.09M	5.7374G	5.77249G	37.573M	5.736139G	5.773712G	500k	3
27.72M	5.74114G	5.76886G	37.777M	5.736111G	5.773888G	500k	4

5.725-5.85GHz_802.11ax HEW40_Nss1,(MCS0)_4TX **EBW**

5755MHz

16/10/2023

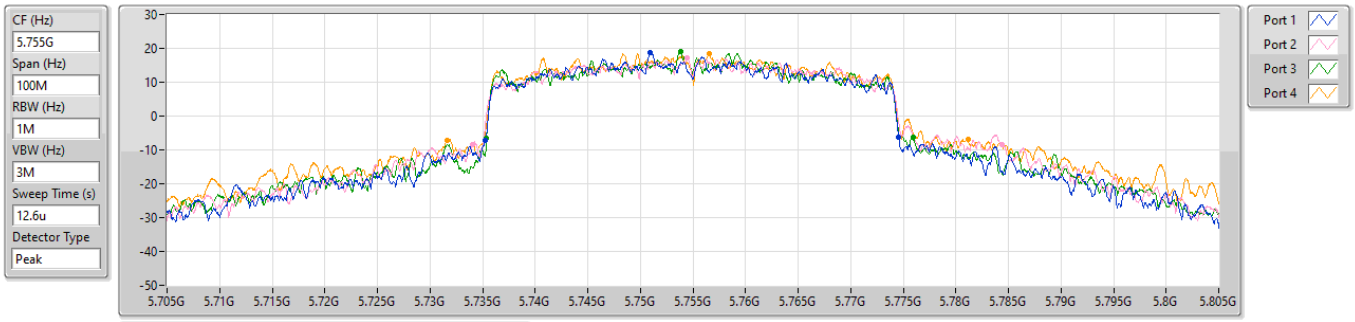

26dB(Hz)	Fl-26dB(Hz)	Fh-26dB(Hz)	Limit(Hz)	Port
39.25M	5.7353G	5.77455G	Inf	1
50.3M	5.73405G	5.78435G	Inf	2
40.55M	5.7354G	5.77595G	Inf	3
49.55M	5.7316G	5.78115G	Inf	4

5.725-5.85GHz_802.11ax HEW40_Nss1,(MCS0)_4TX **EBW**

5795MHz

16/10/2023

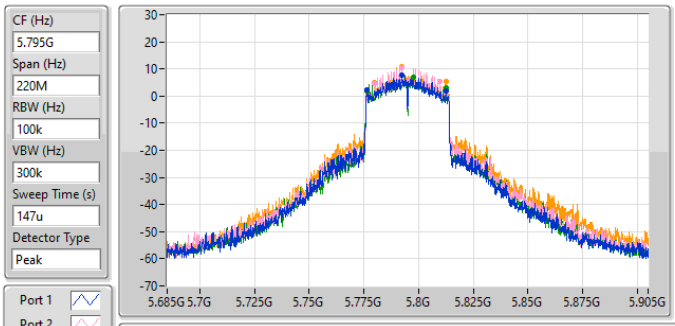

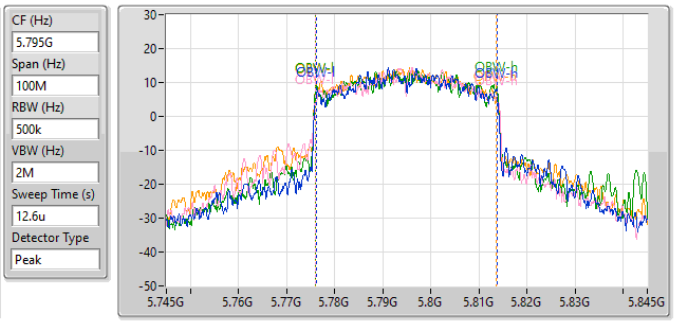

6dB(Hz)	Fl-6dB(Hz)	Fh-6dB(Hz)	OBW(Hz)	Fl-OBW(Hz)	Fh-OBW(Hz)	Limit(Hz)	Port
36.3M	5.77652G	5.81282G	37.463M	5.776254G	5.813716G	500k	1
30.03M	5.77993G	5.80996G	37.631M	5.776065G	5.813696G	500k	2
36.19M	5.7763G	5.81249G	37.785M	5.776026G	5.813811G	500k	3
32.56M	5.77993G	5.81249G	37.677M	5.775966G	5.813643G	500k	4

5.725-5.85GHz_802.11ax HEW40_Nss1,(MCS0)_4TX **EBW**

5795MHz

16/10/2023

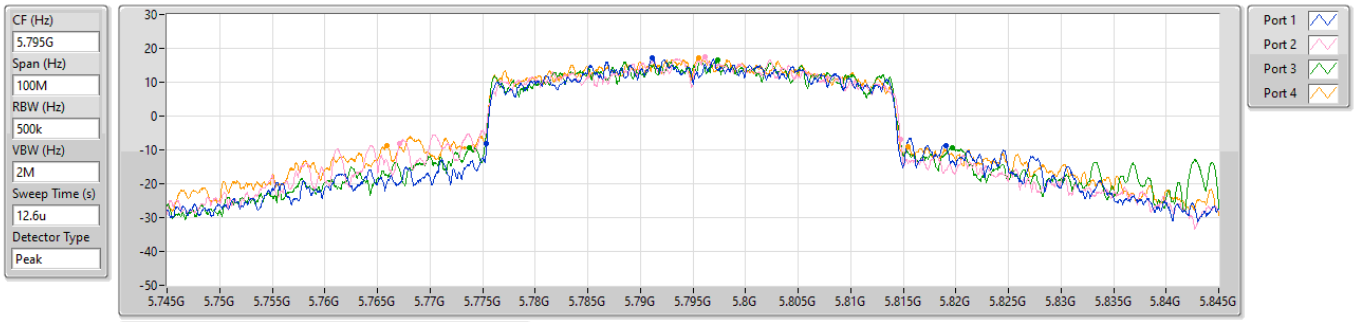

26dB(Hz)	Fl-26dB(Hz)	Fh-26dB(Hz)	Limit(Hz)	Port
43.65M	5.7754G	5.81905G	Inf	1
47.55M	5.76715G	5.8147G	Inf	2
45.95M	5.7737G	5.81965G	Inf	3
49.6M	5.7659G	5.8155G	Inf	4

5.15-5.25GHz_802.11ax HEW80_Nss1,(MCS0)_4TX **EBW**

5210MHz

16/10/2023

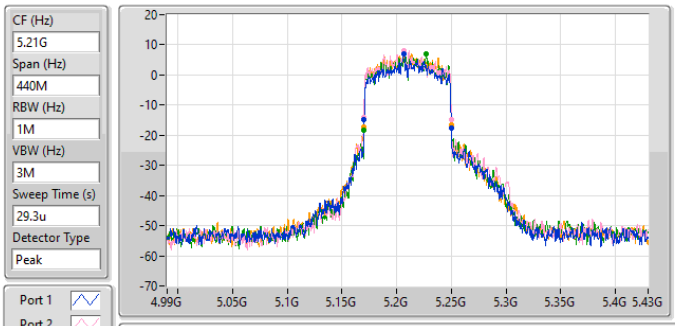

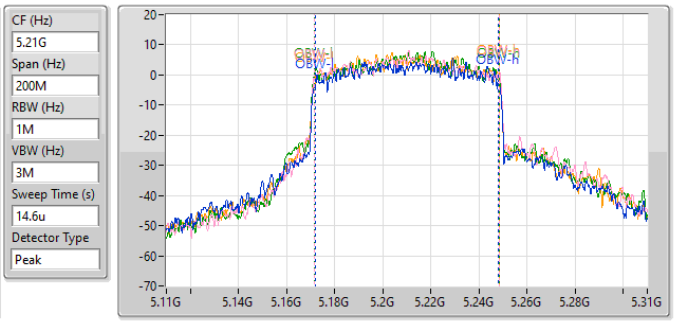

26dB(Hz)	Fl-26dB(Hz)	Fh-26dB(Hz)	OBW(Hz)	Fl-OBW(Hz)	Fh-OBW(Hz)	Limit(Hz)	Port
79.86M	5.17018G	5.25004G	76.063M	5.172117G	5.248179G	Inf	1
80.08M	5.16996G	5.25004G	76.881M	5.171711G	5.248591G	Inf	2
80.08M	5.16996G	5.25004G	76.641M	5.171629G	5.248269G	Inf	3
80.52M	5.16974G	5.25026G	76.393M	5.171904G	5.248297G	Inf	4

5.25-5.35GHz_802.11ax HEW80_Nss1,(MCS0)_4TX **EBW**

5290MHz

16/10/2023

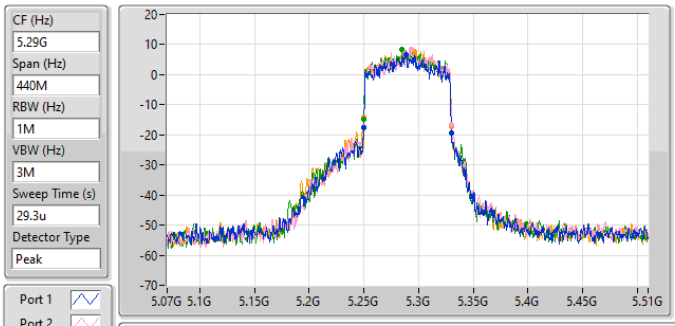

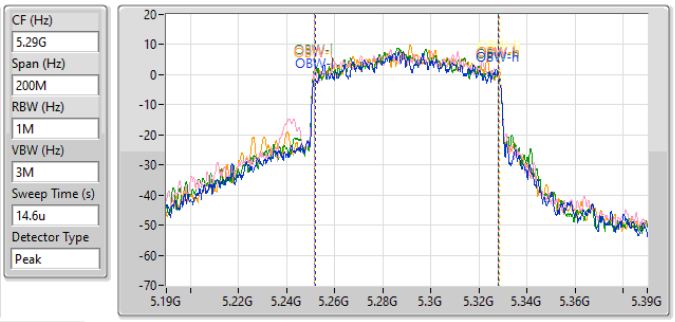

26dB(Hz)	Fl-26dB(Hz)	Fh-26dB(Hz)	OBW(Hz)	Fl-OBW(Hz)	Fh-OBW(Hz)	Limit(Hz)	Port
80.08M	5.24996G	5.33004G	76.179M	5.251948G	5.328127G	Inf	1
80.08M	5.24996G	5.33004G	76.5M	5.251511G	5.328011G	Inf	2
80.08M	5.24996G	5.33004G	76.581M	5.251478G	5.328059G	Inf	3
80.3M	5.24996G	5.33026G	76.721M	5.251552G	5.328273G	Inf	4

5.47-5.725GHz_802.11ax HEW80_Nss1,(MCS0)_4TX **EBW**

5530MHz

16/10/2023

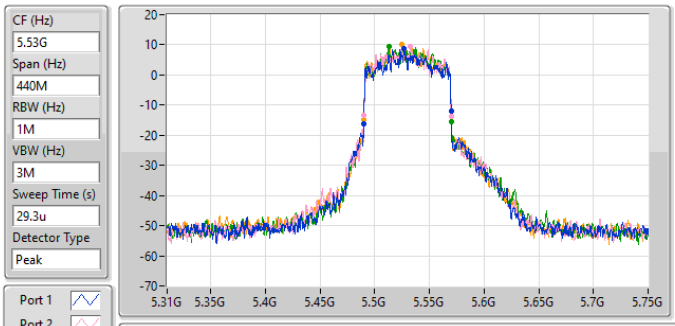

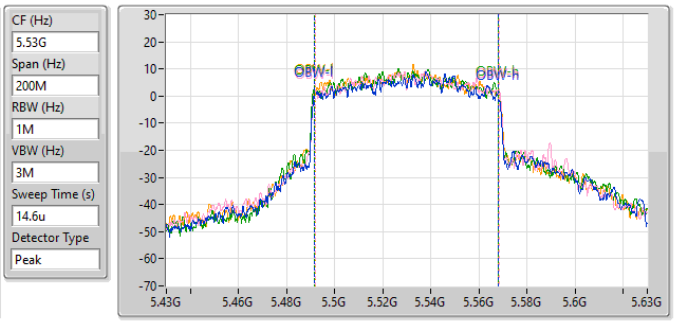

26dB(Hz)	Fl-26dB(Hz)	Fh-26dB(Hz)	OBW(Hz)	Fl-OBW(Hz)	Fh-OBW(Hz)	Limit(Hz)	Port
79.86M	5.48996G	5.56982G	76.178M	5.491724G	5.567901G	Inf	1
79.86M	5.48996G	5.56982G	76.342M	5.491979G	5.568321G	Inf	2
80.08M	5.48996G	5.57004G	76.669M	5.491428G	5.568097G	Inf	3
80.08M	5.48996G	5.57004G	76.391M	5.49176G	5.568151G	Inf	4

5.47-5.725GHz_802.11ax HEW80_Nss1,(MCS0)_4TX **EBW**

5610MHz

16/10/2023

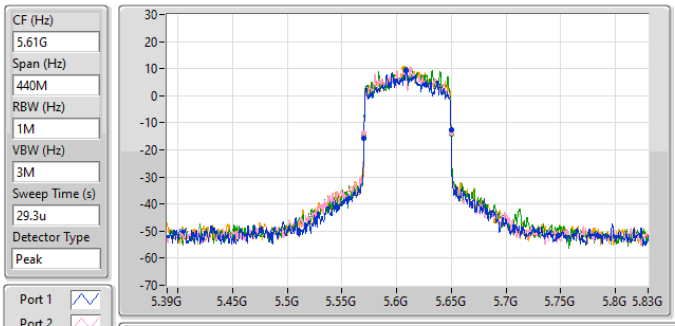

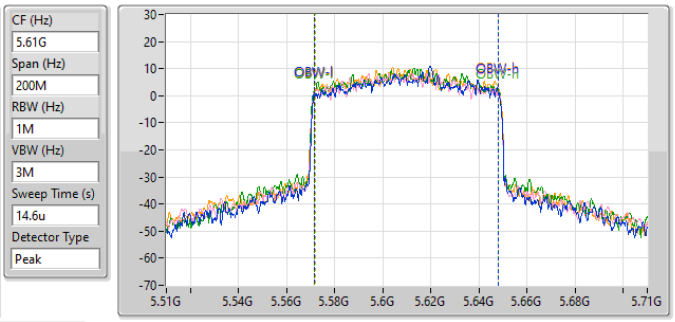

26dB(Hz)	Fl-26dB(Hz)	Fh-26dB(Hz)	OBW(Hz)	Fl-OBW(Hz)	Fh-OBW(Hz)	Limit(Hz)	Port
79.86M	5.56996G	5.64982G	76.366M	5.571745G	5.648111G	Inf	1
79.86M	5.56996G	5.64982G	76.441M	5.571705G	5.648146G	Inf	2
79.86M	5.56996G	5.64982G	76.245M	5.571676G	5.647922G	Inf	3
79.86M	5.56996G	5.64982G	76.23M	5.571965G	5.648195G	Inf	4

5.47-5.725GHz_802.11ax HEW80_Nss1,(MCS0)_4TX **EBW**

5690MHz Straddle 5.47-5.725GHz

16/10/2023

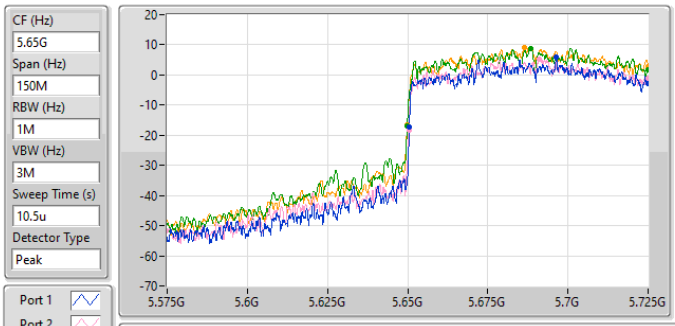

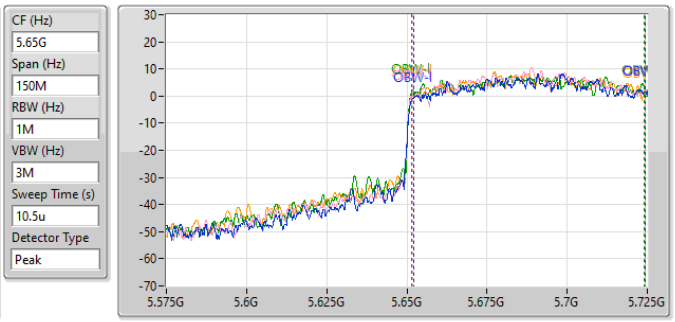

26dB(Hz)	Fl-26dB(Hz)	Fh-26dB(Hz)	OBW(Hz)	Fl-OBW(Hz)	Fh-OBW(Hz)	Limit(Hz)	Port
74.475M	5.650525G	5.725G	72.387M	5.65198G	5.724367G	Inf	1
74.625M	5.650375G	5.725G	72.304M	5.651934G	5.724237G	Inf	2
75.15M	5.64985G	5.725G	72.465M	5.651583G	5.724048G	Inf	3
75.15M	5.64985G	5.725G	72.339M	5.651979G	5.724317G	Inf	4

5.725-5.85GHz_802.11ax HEW80_Nss1,(MCS0)_4TX **EBW**

5690MHz Straddle 5.725-5.85GHz

16/10/2023

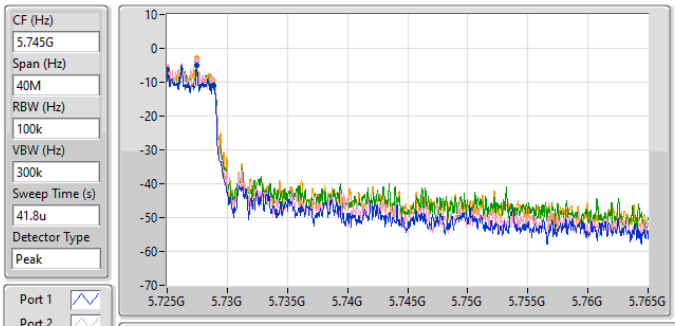

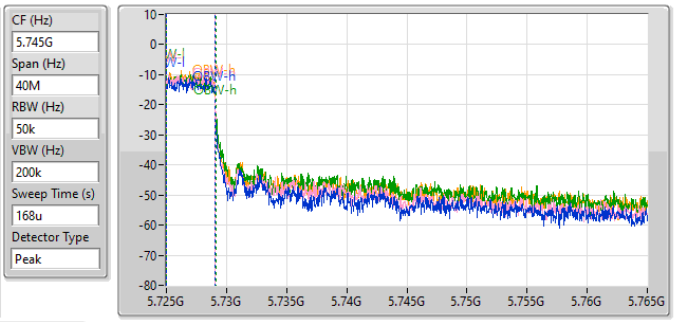

6dB(Hz)	Fl-6dB(Hz)	Fh-6dB(Hz)	OBW(Hz)	Fl-OBW(Hz)	Fh-OBW(Hz)	Limit(Hz)	Port
3.86M	5.725G	5.72886G	4.033M	5.725018G	5.729052G	500k	1
3.72M	5.725G	5.72872G	4.044M	5.72502G	5.729064G	500k	2
3.64M	5.725G	5.72864G	4.08M	5.725013G	5.729093G	500k	3
3.5M	5.725G	5.7285G	4.038M	5.725019G	5.729058G	500k	4

5.725-5.85GHz_802.11ax HEW80_Nss1,(MCS0)_4TX **EBW**

5690MHz Straddle 5.725-5.85GHz

16/10/2023

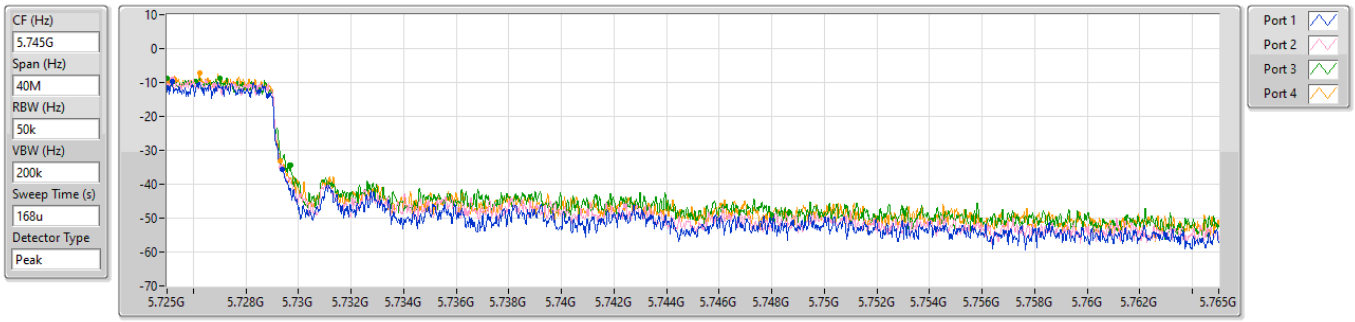

26dB(Hz)	Fl-26dB(Hz)	Fh-26dB(Hz)	Limit(Hz)	Port
4.38M	5.725G	5.72938G	Inf	1
4.36M	5.725G	5.72936G	Inf	2
4.7M	5.725G	5.7297G	Inf	3
4.32M	5.725G	5.72932G	Inf	4

5.725-5.85GHz_802.11ax HEW80_Nss1,(MCS0)_4TX **EBW**

5775MHz

16/10/2023

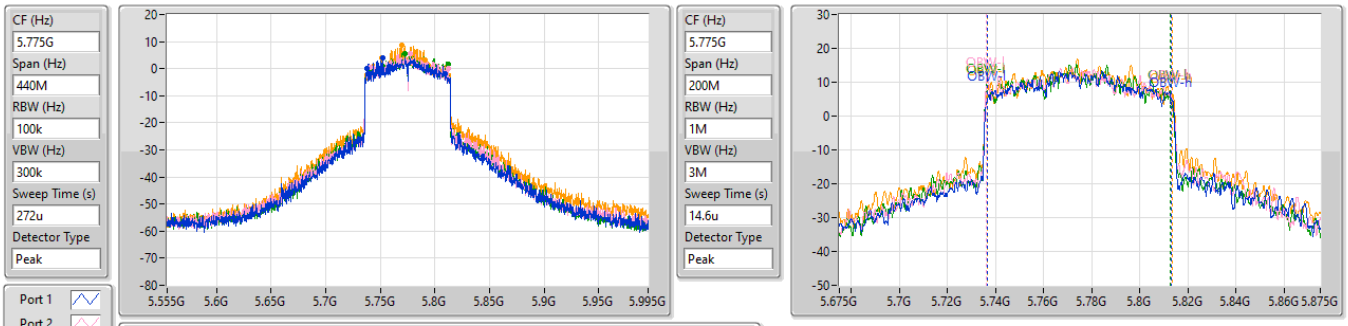

6dB(Hz)	Fl-6dB(Hz)	Fh-6dB(Hz)	OBW(Hz)	Fl-OBW(Hz)	Fh-OBW(Hz)	Limit(Hz)	Port
71.72M	5.73738G	5.8091G	76.381M	5.736725G	5.813106G	500k	1
71.94M	5.74046G	5.8124G	76.965M	5.736145G	5.81311G	500k	2
71.28M	5.74112G	5.8124G	76.501M	5.736235G	5.812736G	500k	3
40.04M	5.75124G	5.79128G	76.644M	5.736732G	5.813376G	500k	4

5.725-5.85GHz_802.11ax HEW80_Nss1,(MCS0)_4TX **EBW**

5775MHz

16/10/2023

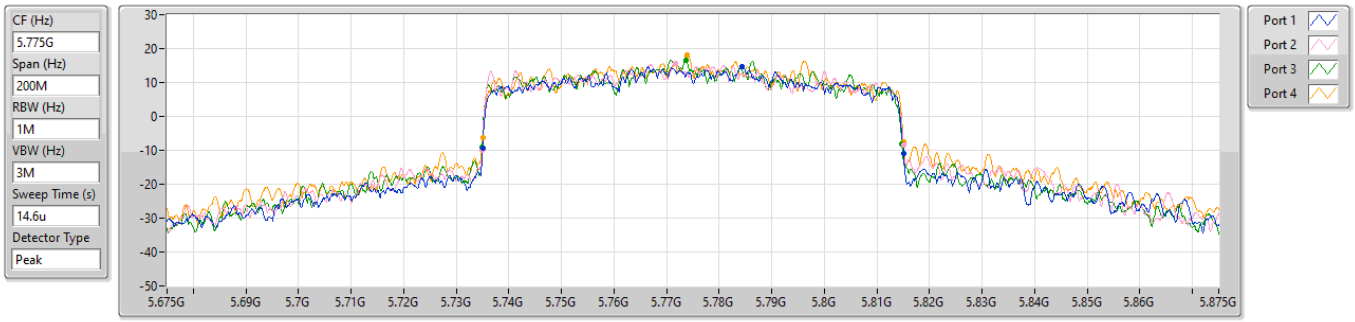

26dB(Hz)	Fl-26dB(Hz)	Fh-26dB(Hz)	Limit(Hz)	Port
80.1M	5.735G	5.8151G	Inf	1
80.1M	5.7349G	5.815G	Inf	2
79.8M	5.7349G	5.8147G	Inf	3
80M	5.735G	5.815G	Inf	4

5.15-5.25GHz_802.11ax HEW160_Nss1,(MCS0)_4TX **EBW**

5250MHz Straddle 5.15-5.25GHz

16/10/2023

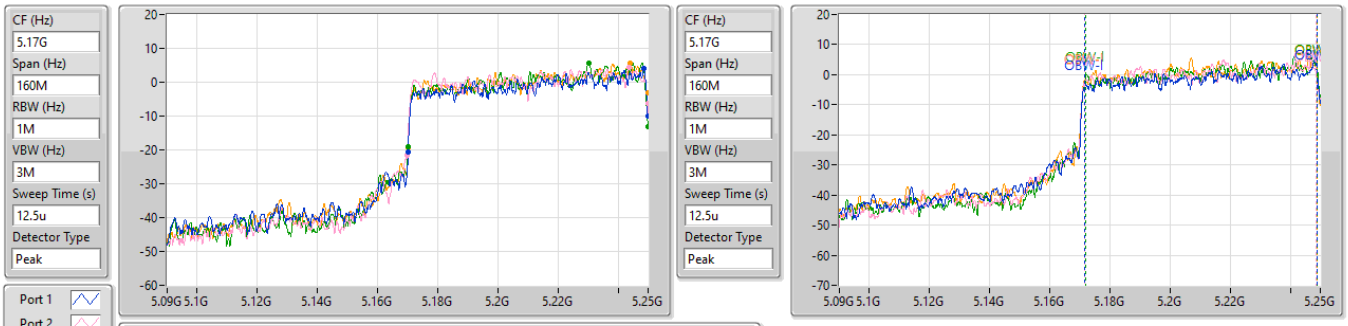

26dB(Hz)	Fl-26dB(Hz)	Fh-26dB(Hz)	OBW(Hz)	Fl-OBW(Hz)	Fh-OBW(Hz)	Limit(Hz)	Port
79.84M	5.17016G	5.25G	77.364M	5.171673G	5.249037G	Inf	1
80.16M	5.16984G	5.25G	77.081M	5.171667G	5.248748G	Inf	2
79.92M	5.17008G	5.25G	77.214M	5.171845G	5.24906G	Inf	3
80M	5.17G	5.25G	77.221M	5.171695G	5.248916G	Inf	4

5.25-5.35GHz_802.11ax HEW160_Nss1,(MCS0)_4TX **EBW**

5250MHz Straddle 5.25-5.35GHz

16/10/2023

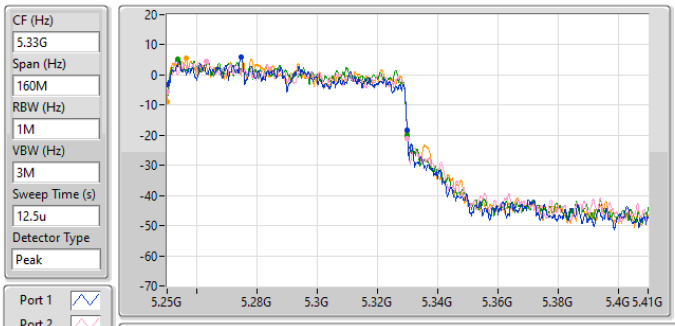

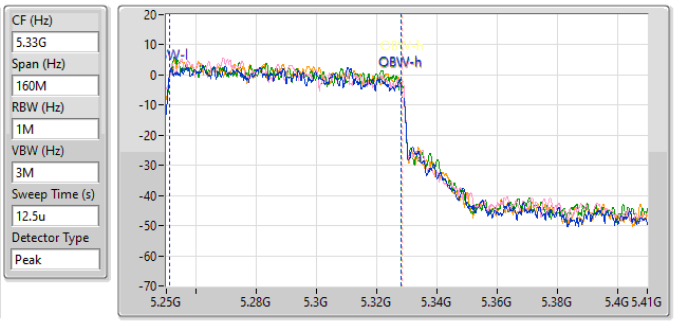

26dB(Hz)	Fl-26dB(Hz)	Fh-26dB(Hz)	OBW(Hz)	Fl-OBW(Hz)	Fh-OBW(Hz)	Limit(Hz)	Port
79.76M	5.25G	5.32976G	76.925M	5.251021G	5.327946G	Inf	1
79.92M	5.25G	5.32992G	77.347M	5.250974G	5.328321G	Inf	2
79.92M	5.25G	5.32992G	76.906M	5.251217G	5.328123G	Inf	3
79.84M	5.25G	5.32984G	76.931M	5.251075G	5.328006G	Inf	4

5.47-5.725GHz_802.11ax HEW160_Nss1,(MCS0)_4TX **EBW**

5570MHz

16/10/2023

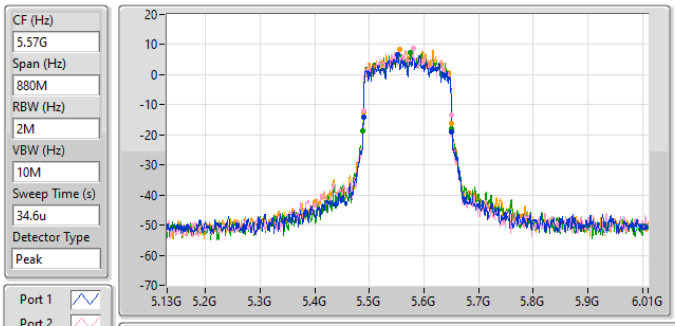

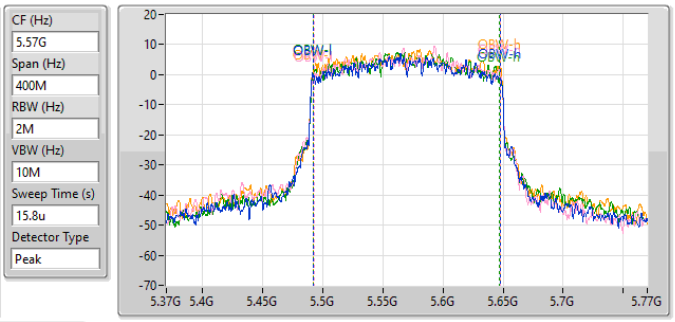

26dB(Hz)	Fl-26dB(Hz)	Fh-26dB(Hz)	OBW(Hz)	Fl-OBW(Hz)	Fh-OBW(Hz)	Limit(Hz)	Port
161.92M	5.48904G	5.65096G	155.792M	5.491826G	5.647619G	Inf	1
161.04M	5.48948G	5.65052G	154.323M	5.493082G	5.647405G	Inf	2
162.36M	5.4886G	5.65096G	155.072M	5.492189G	5.647261G	Inf	3
161.92M	5.48904G	5.65096G	155.453M	5.492415G	5.647868G	Inf	4

Summary

Mode	Total Power (dBm)	Total Power (W)
5.15-5.25GHz	-	-
802.11a_Nss1,(6Mbps)_4TX	24.30	0.26915
802.11ax HEW20_Nss1,(MCS0)_4TX	24.77	0.29992
802.11ax HEW20-BF_Nss1,(MCS0)_4TX	24.77	0.29992
802.11ax HEW40_Nss1,(MCS0)_4TX	27.21	0.52602
802.11ax HEW40-BF_Nss1,(MCS0)_4TX	25.08	0.32211
802.11ax HEW80_Nss1,(MCS0)_4TX	21.91	0.15524
802.11ax HEW80-BF_Nss1,(MCS0)_4TX	21.91	0.15524
802.11ax HEW160_Nss1,(MCS0)_4TX	19.69	0.09311
802.11ax HEW160-BF_Nss1,(MCS0)_4TX	19.31	0.08531
5.25-5.35GHz	-	-
802.11a_Nss1,(6Mbps)_4TX	18.09	0.06442
802.11ax HEW20_Nss1,(MCS0)_4TX	19.04	0.08017
802.11ax HEW20-BF_Nss1,(MCS0)_4TX	19.04	0.08017
802.11ax HEW40_Nss1,(MCS0)_4TX	21.42	0.13868
802.11ax HEW40-BF_Nss1,(MCS0)_4TX	19.53	0.08974
802.11ax HEW80_Nss1,(MCS0)_4TX	22.96	0.19770
802.11ax HEW80-BF_Nss1,(MCS0)_4TX	19.24	0.08395
802.11ax HEW160_Nss1,(MCS0)_4TX	19.80	0.09550
802.11ax HEW160-BF_Nss1,(MCS0)_4TX	19.47	0.08851
5.47-5.725GHz	-	-
802.11a_Nss1,(6Mbps)_4TX	18.58	0.07211
802.11ax HEW20_Nss1,(MCS0)_4TX	19.11	0.08147
802.11ax HEW20-BF_Nss1,(MCS0)_4TX	19.11	0.08147
802.11ax HEW40_Nss1,(MCS0)_4TX	21.48	0.14060
802.11ax HEW40-BF_Nss1,(MCS0)_4TX	19.66	0.09247
802.11ax HEW80_Nss1,(MCS0)_4TX	23.93	0.24717
802.11ax HEW80-BF_Nss1,(MCS0)_4TX	19.58	0.09078
802.11ax HEW160_Nss1,(MCS0)_4TX	22.71	0.18664
802.11ax HEW160-BF_Nss1,(MCS0)_4TX	19.35	0.08610
5.725-5.85GHz	-	-
802.11a_Nss1,(6Mbps)_4TX	27.49	0.56105
802.11ax HEW20_Nss1,(MCS0)_4TX	29.62	0.91622
802.11ax HEW20-BF_Nss1,(MCS0)_4TX	25.23	0.33343
802.11ax HEW40_Nss1,(MCS0)_4TX	29.82	0.95940
802.11ax HEW40-BF_Nss1,(MCS0)_4TX	25.17	0.32885
802.11ax HEW80_Nss1,(MCS0)_4TX	29.54	0.89950
802.11ax HEW80-BF_Nss1,(MCS0)_4TX	25.46	0.35156

Result

Mode	Result	DG (dBi)	Port 1 (dBm)	Port 2 (dBm)	Port 3 (dBm)	Port 4 (dBm)	Total Power (dBm)	Power Limit (dBm)
802.11a_Nss1,(6Mbps)_4TX	-	-	-	-	-	-	-	-
5180MHz	Pass	4.51	16.97	17.92	18.21	18.30	23.90	30.00
5200MHz	Pass	4.51	17.36	18.29	18.66	18.68	24.30	30.00
5240MHz	Pass	4.51	17.22	18.38	18.54	18.68	24.26	30.00
5260MHz	Pass	4.60	11.08	12.36	12.24	12.36	18.06	23.72
5300MHz	Pass	4.60	11.09	12.29	12.34	12.41	18.09	23.98
5320MHz	Pass	4.60	11.02	12.22	12.28	12.43	18.04	23.88
5500MHz	Pass	4.63	11.20	12.38	12.67	13.17	18.43	23.81
5580MHz	Pass	4.63	11.40	12.28	12.82	13.09	18.46	23.69
5700MHz	Pass	4.63	11.53	12.75	12.62	13.16	18.58	23.89
5720MHz Straddle 5.47-5.725GHz	Pass	4.63	10.71	11.75	11.57	12.11	17.59	22.56
5720MHz Straddle 5.725-5.85GHz	Pass	4.61	3.26	4.23	4.08	4.79	10.14	30.00
5745MHz	Pass	4.61	20.82	21.35	21.29	22.29	27.49	30.00
5785MHz	Pass	4.61	20.98	20.97	21.07	22.38	27.41	30.00
5825MHz	Pass	4.61	20.80	21.30	21.05	22.23	27.40	30.00
802.11ax HEW20_Nss1,(MCS0)_4TX	-	-	-	-	-	-	-	-
5180MHz	Pass	4.51	17.53	18.90	19.01	19.34	24.77	30.00
5200MHz	Pass	4.51	17.49	18.84	18.94	19.20	24.69	30.00
5240MHz	Pass	4.51	17.65	18.81	19.02	19.10	24.70	30.00
5260MHz	Pass	4.60	12.12	13.17	13.32	13.36	19.04	23.98
5300MHz	Pass	4.60	11.57	12.83	12.81	12.92	18.59	23.98
5320MHz	Pass	4.60	11.57	12.86	12.70	12.99	18.59	23.98
5500MHz	Pass	4.63	12.03	12.95	13.16	13.58	18.99	23.98
5580MHz	Pass	4.63	12.17	12.82	13.35	13.83	19.11	23.98
5700MHz	Pass	4.63	12.01	13.06	12.81	13.39	18.87	23.98
5720MHz Straddle 5.47-5.725GHz	Pass	4.63	11.36	12.31	12.07	12.67	18.15	22.76
5720MHz Straddle 5.725-5.85GHz	Pass	4.61	4.41	5.59	5.36	6.15	11.44	30.00
5745MHz	Pass	4.61	23.06	23.51	23.53	24.21	29.62	30.00
5785MHz	Pass	4.61	23.13	23.52	23.20	24.41	29.62	30.00
5825MHz	Pass	4.61	23.46	23.48	23.02	24.20	29.58	30.00
802.11ax HEW40_Nss1,(MCS0)_4TX	-	-	-	-	-	-	-	-
5190MHz	Pass	4.51	16.95	18.49	18.59	18.67	24.25	30.00
5230MHz	Pass	4.51	20.12	21.31	21.45	21.72	27.21	30.00
5270MHz	Pass	4.60	14.21	15.45	15.55	15.62	21.26	23.98
5310MHz	Pass	4.60	14.59	15.65	15.55	15.71	21.42	23.98
5510MHz	Pass	4.63	14.55	15.39	15.69	16.05	21.48	23.98
5550MHz	Pass	4.63	13.97	15.19	15.45	15.86	21.19	23.98
5670MHz	Pass	4.63	14.57	15.26	15.45	15.82	21.32	23.98
5710MHz Straddle 5.47-5.725GHz	Pass	4.63	14.33	15.30	15.07	15.72	21.15	23.98
5710MHz Straddle 5.725-5.85GHz	Pass	4.61	1.60	2.98	2.58	3.30	8.68	30.00
5755MHz	Pass	4.61	23.14	23.51	23.47	24.24	29.63	30.00
5795MHz	Pass	4.61	23.38	23.95	23.27	24.49	29.82	30.00
802.11ax HEW80_Nss1,(MCS0)_4TX	-	-	-	-	-	-	-	-
5210MHz	Pass	4.51	14.69	16.11	16.17	16.38	21.91	30.00
5290MHz	Pass	4.60	16.13	17.07	17.11	17.34	22.96	23.98
5530MHz	Pass	4.63	16.97	17.82	18.11	18.50	23.91	23.98
5610MHz	Pass	4.63	16.64	17.52	17.93	18.27	23.65	23.98
5690MHz Straddle 5.47-5.725GHz	Pass	4.63	17.19	17.97	17.98	18.41	23.93	23.98
5690MHz Straddle 5.725-5.85GHz	Pass	4.61	0.66	1.58	2.05	2.48	7.76	30.00
5775MHz	Pass	4.61	23.14	23.32	23.24	24.28	29.54	30.00
802.11ax HEW160_Nss1,(MCS0)_4TX	-	-	-	-	-	-	-	-
5250MHz Straddle 5.15-5.25GHz	Pass	4.51	12.44	13.94	13.95	14.16	19.69	30.00
5250MHz Straddle 5.25-5.35GHz	Pass	4.60	12.94	14.03	13.96	14.10	19.80	23.98
5570MHz	Pass	4.63	15.73	16.66	16.90	17.30	22.71	23.98
802.11ax HEW20-BF_Nss1,(MCS0)_4TX	-	-	-	-	-	-	-	-

Mode	Result	DG (dBi)	Port 1 (dBm)	Port 2 (dBm)	Port 3 (dBm)	Port 4 (dBm)	Total Power (dBm)	Power Limit (dBm)
5180MHz	Pass	10.46	17.53	18.90	19.01	19.34	24.77	25.54
5200MHz	Pass	10.46	17.49	18.84	18.94	19.20	24.69	25.54
5240MHz	Pass	10.46	17.65	18.81	19.02	19.10	24.70	25.54
5260MHz	Pass	10.35	12.12	13.17	13.32	13.36	19.04	19.63
5300MHz	Pass	10.35	11.57	12.83	12.81	12.92	18.59	19.63
5320MHz	Pass	10.35	11.57	12.86	12.70	12.99	18.59	19.63
5500MHz	Pass	10.24	12.03	12.95	13.16	13.58	18.99	19.74
5580MHz	Pass	10.24	12.17	12.82	13.35	13.83	19.11	19.74
5700MHz	Pass	10.24	12.01	13.06	12.81	13.39	18.87	19.74
5720MHz Straddle 5.47-5.725GHz	Pass	10.24	11.36	12.31	12.07	12.67	18.15	19.74
5720MHz Straddle 5.725-5.85GHz	Pass	10.43	4.41	5.59	5.36	6.15	11.44	25.57
5745MHz	Pass	10.43	18.42	19.14	19.03	19.93	25.18	25.57
5785MHz	Pass	10.43	18.55	19.00	18.88	20.08	25.19	25.57
5825MHz	Pass	10.43	18.83	18.95	18.89	20.03	25.23	25.57
802.11ax HEW40-BF_Nss1,(MCS0)_4TX	-	-	-	-	-	-	-	-
5190MHz	Pass	10.46	16.95	18.49	18.59	18.67	24.25	25.54
5230MHz	Pass	10.46	17.94	19.28	19.29	19.55	25.08	25.54
5270MHz	Pass	10.35	12.42	13.77	13.53	13.73	19.42	19.63
5310MHz	Pass	10.35	12.51	13.67	13.72	14.00	19.53	19.63
5510MHz	Pass	10.24	12.59	13.54	13.79	14.13	19.57	19.74
5550MHz	Pass	10.24	12.38	13.75	13.84	14.34	19.66	19.74
5670MHz	Pass	10.24	12.20	13.69	13.68	13.78	19.41	19.74
5710MHz Straddle 5.47-5.725GHz	Pass	10.24	12.39	14.04	13.69	14.11	19.63	19.74
5710MHz Straddle 5.725-5.85GHz	Pass	10.43	0.13	1.64	1.45	1.63	7.28	25.57
5755MHz	Pass	10.43	18.23	19.28	18.99	19.91	25.16	25.57
5795MHz	Pass	10.43	18.24	19.33	18.93	19.91	25.17	25.57
802.11ax HEW80-BF_Nss1,(MCS0)_4TX	-	-	-	-	-	-	-	-
5210MHz	Pass	10.46	14.69	16.11	16.17	16.38	21.91	25.54
5290MHz	Pass	10.35	11.87	13.65	13.52	13.59	19.24	19.63
5530MHz	Pass	10.24	12.31	13.74	13.93	14.03	19.58	19.74
5610MHz	Pass	10.24	12.10	13.51	13.73	13.92	19.39	19.74
5690MHz Straddle 5.47-5.725GHz	Pass	10.24	12.30	13.83	13.68	14.11	19.55	19.74
5690MHz Straddle 5.725-5.85GHz	Pass	10.43	-3.76	-2.38	-2.14	-1.93	3.52	25.57
5775MHz	Pass	10.43	18.57	19.32	19.30	20.36	25.46	25.57
802.11ax HEW160-BF_Nss1,(MCS0)_4TX	-	-	-	-	-	-	-	-
5250MHz Straddle 5.15-5.25GHz	Pass	10.46	11.88	13.78	13.51	13.74	19.31	25.54
5250MHz Straddle 5.25-5.35GHz	Pass	10.35	12.07	13.89	13.71	13.87	19.47	19.63
5570MHz	Pass	10.24	12.03	13.37	13.74	13.93	19.35	19.74

DG = Directional Gain; Port X = Port X output power

5.47-5.725GHz_802.11a_Nss1,(6Mbps)_4TX **AV Power**

5720MHz Straddle 5.47-5.725GHz_TX

16/10/2023

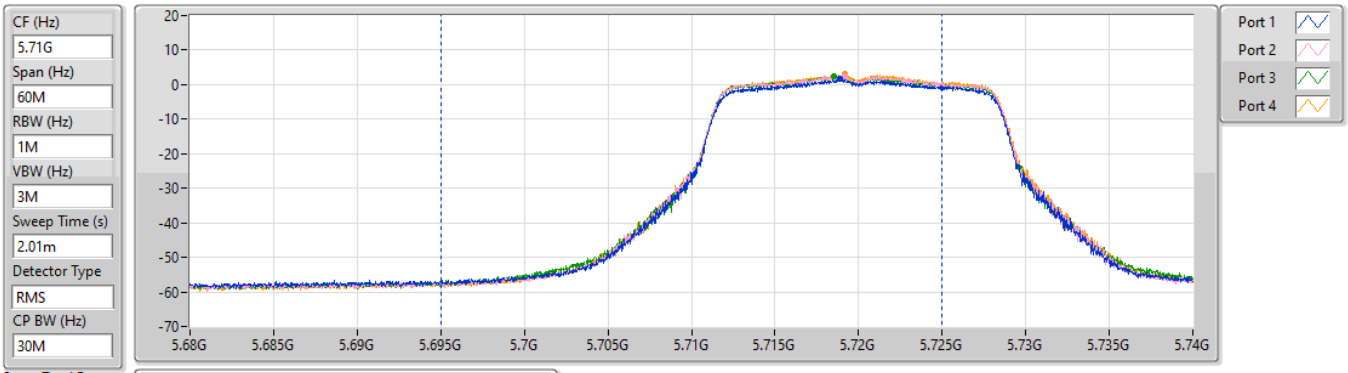

Sum(dBm)	P1(dBm)	P2(dBm)	P3(dBm)	P4(dBm)
17.59	10.71	11.75	11.57	12.11

5.725-5.85GHz_802.11a_Nss1,(6Mbps)_4TX **AV Power**

5720MHz Straddle 5.725-5.85GHz_TX

16/10/2023

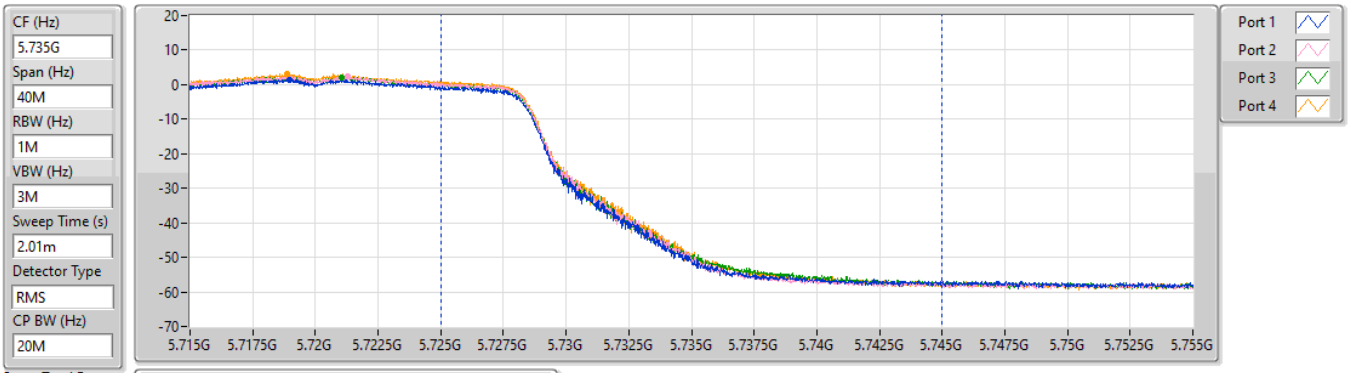

Sum(dBm)	P1(dBm)	P2(dBm)	P3(dBm)	P4(dBm)
10.14	3.26	4.23	4.08	4.79

5.47-5.725GHz_802.11ax HEW20_Nss1,(MCS0)_4TX **AV Power**

5720MHz Straddle 5.47-5.725GHz_TX

16/10/2023

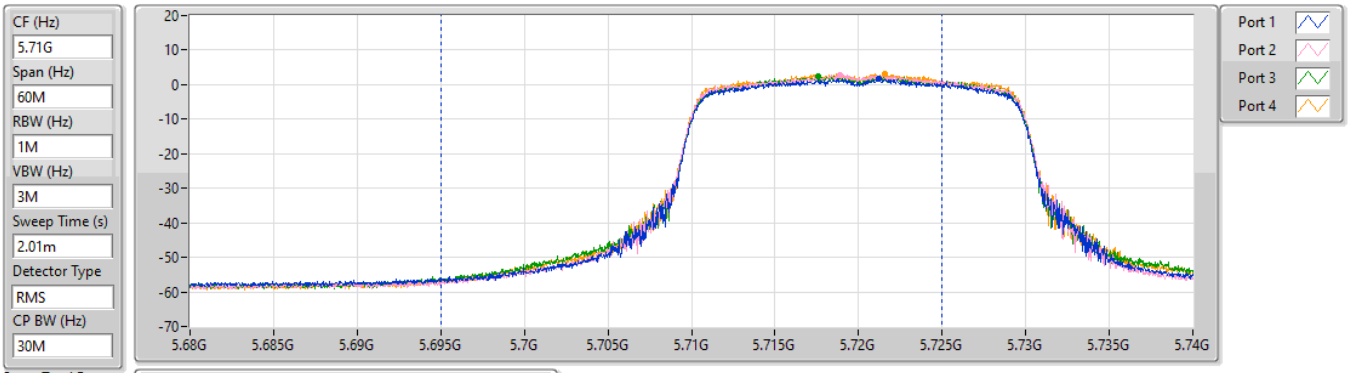

Sum=Total Power
PX=Port X

Sum(dBm)	P1(dBm)	P2(dBm)	P3(dBm)	P4(dBm)
18.15	11.36	12.31	12.07	12.67

5.725-5.85GHz_802.11ax HEW20_Nss1,(MCS0)_4TX **AV Power**

5720MHz Straddle 5.725-5.85GHz_TX

16/10/2023

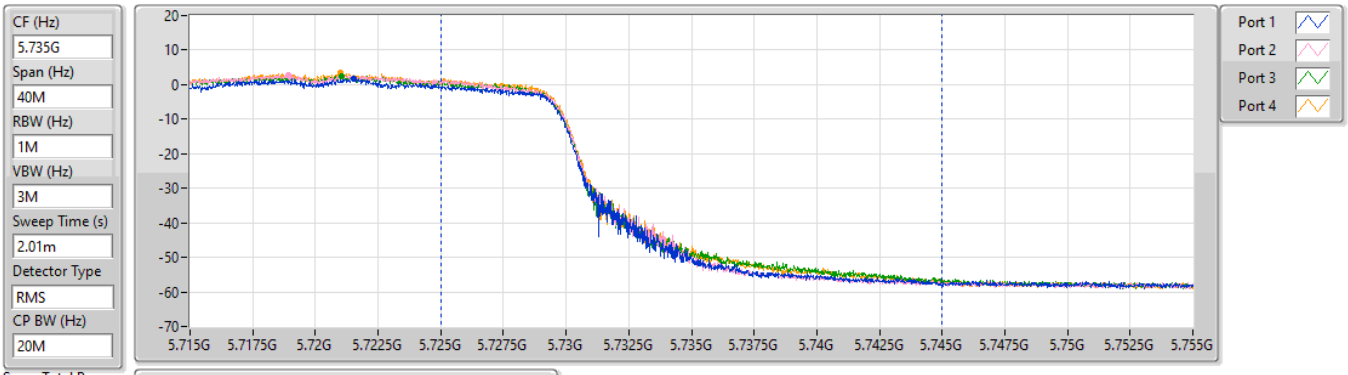

Sum=Total Power
PX=Port X

Sum(dBm)	P1(dBm)	P2(dBm)	P3(dBm)	P4(dBm)
11.44	4.41	5.59	5.36	6.15

5.47-5.725GHz_802.11ax HEW40_Nss1,(MCS0)_4TX **AV Power**

5710MHz Straddle 5.47-5.725GHz_TX

16/10/2023

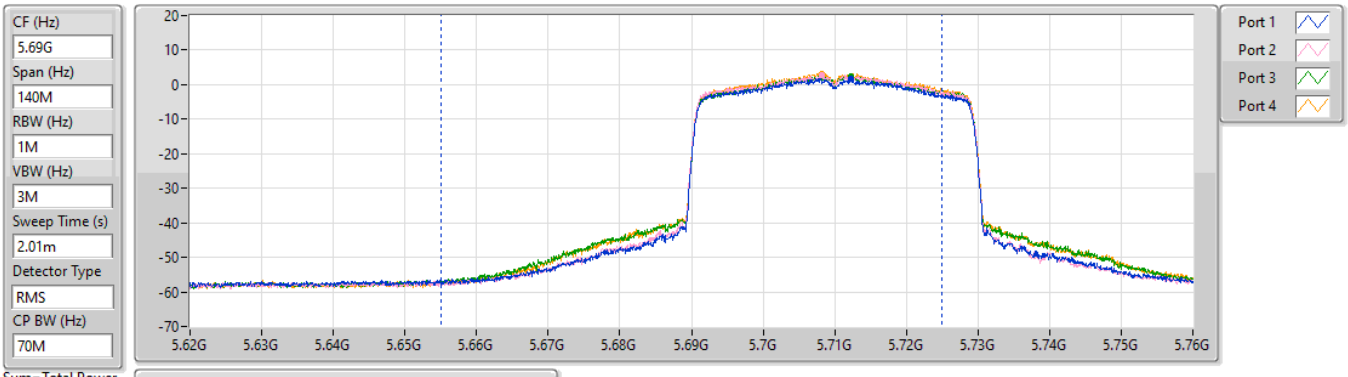

Sum=Total Power
PX=Port X

Sum(dBm)	P1(dBm)	P2(dBm)	P3(dBm)	P4(dBm)
21.15	14.33	15.30	15.07	15.72

5.725-5.85GHz_802.11ax HEW40_Nss1,(MCS0)_4TX **AV Power**

5710MHz Straddle 5.725-5.85GHz_TX

16/10/2023

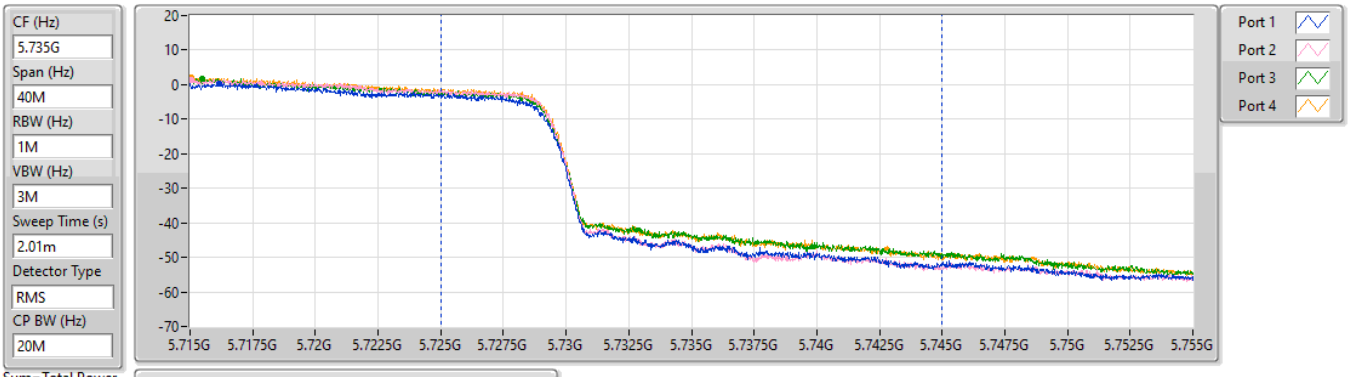

Sum=Total Power
PX=Port X

Sum(dBm)	P1(dBm)	P2(dBm)	P3(dBm)	P4(dBm)
8.68	1.60	2.98	2.58	3.30

5.47-5.725GHz_802.11ax HEW80_Nss1,(MCS0)_4TX **AV Power**

5690MHz Straddle 5.47-5.725GHz_TX

16/10/2023

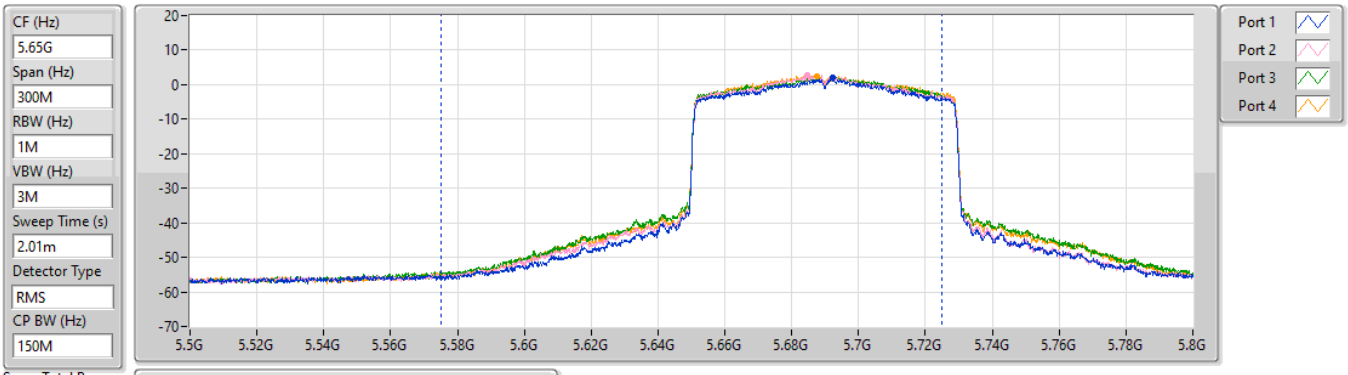

Sum(dBm)	P1(dBm)	P2(dBm)	P3(dBm)	P4(dBm)
23.93	17.19	17.97	17.98	18.41

5.725-5.85GHz_802.11ax HEW80_Nss1,(MCS0)_4TX **AV Power**

5690MHz Straddle 5.725-5.85GHz_TX

16/10/2023

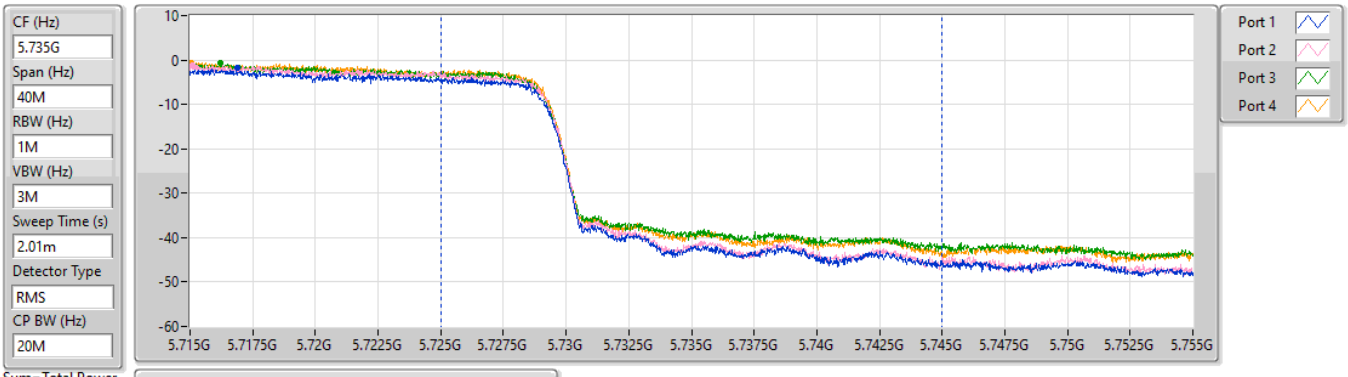

Sum(dBm)	P1(dBm)	P2(dBm)	P3(dBm)	P4(dBm)
7.76	0.66	1.58	2.05	2.48

5.15-5.25GHz_802.11ax HEW160_Nss1,(MCS0)_4TX **AV Power**

5250MHz Straddle 5.15-5.25GHz_TX

16/10/2023

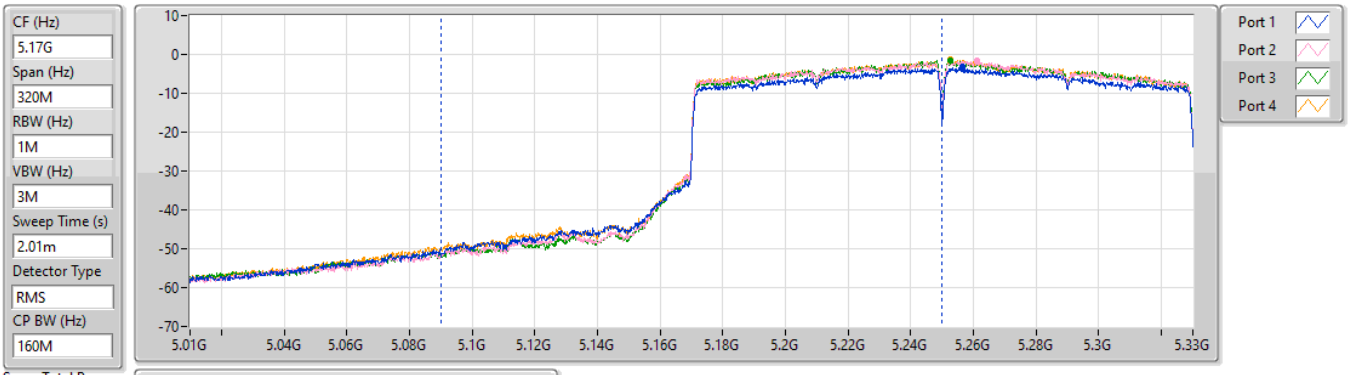

Sum=Total Power
PX=Port X

Sum(dBm)	P1(dBm)	P2(dBm)	P3(dBm)	P4(dBm)
19.69	12.44	13.94	13.95	14.16

5.25-5.35GHz_802.11ax HEW160_Nss1,(MCS0)_4TX **AV Power**

5250MHz Straddle 5.25-5.35GHz_TX

16/10/2023

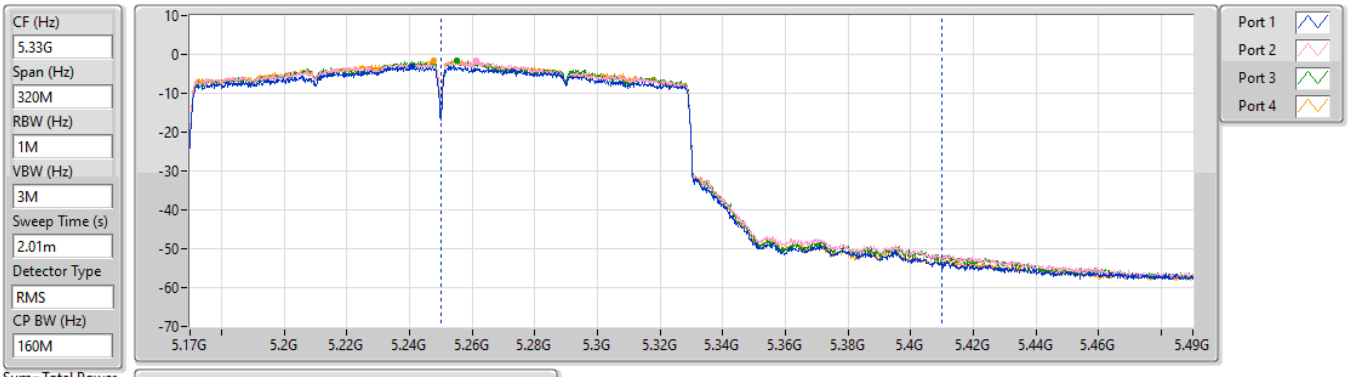

Sum=Total Power
PX=Port X

Sum(dBm)	P1(dBm)	P2(dBm)	P3(dBm)	P4(dBm)
19.80	12.94	14.03	13.96	14.10

5.47-5.725GHz_802.11ax HEW40-BF_Nss1,(MCS0)_4TX **AV Power**

5710MHz Straddle 5.47-5.725GHz_TX

17/10/2023

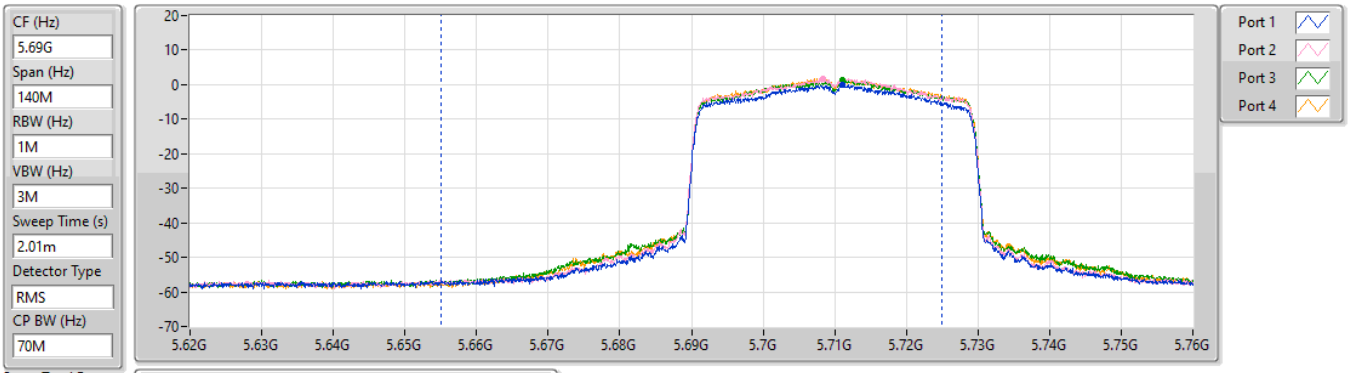

Sum=Total Power
PX=Port X

Sum(dBm)	P1(dBm)	P2(dBm)	P3(dBm)	P4(dBm)
19.63	12.39	14.04	13.69	14.11

5.725-5.85GHz_802.11ax HEW40-BF_Nss1,(MCS0)_4TX **AV Power**

5710MHz Straddle 5.725-5.85GHz_TX

17/10/2023

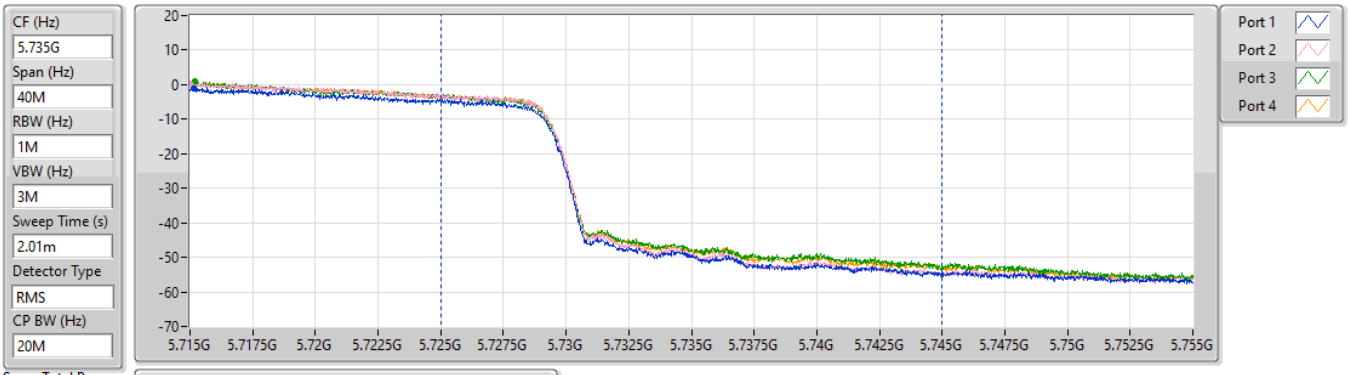

Sum=Total Power
PX=Port X

Sum(dBm)	P1(dBm)	P2(dBm)	P3(dBm)	P4(dBm)
7.28	0.13	1.64	1.45	1.63

5.47-5.725GHz_802.11ax HEW80-BF_Nss1,(MCS0)_4TX **AV Power**

5690MHz Straddle 5.47-5.725GHz_TX

17/10/2023

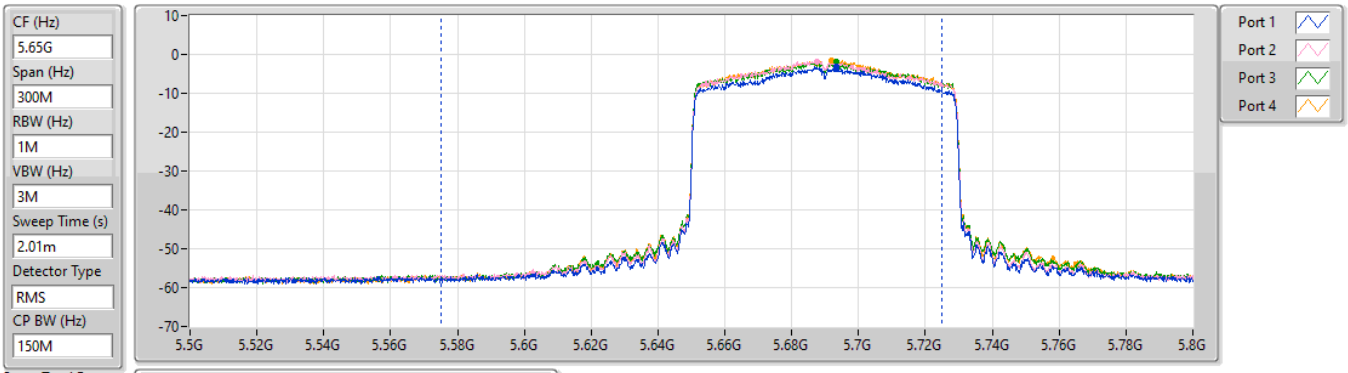

Sum(dBm)	P1(dBm)	P2(dBm)	P3(dBm)	P4(dBm)
19.55	12.30	13.83	13.68	14.11

5.725-5.85GHz_802.11ax HEW80-BF_Nss1,(MCS0)_4TX **AV Power**

5690MHz Straddle 5.725-5.85GHz_TX

17/10/2023

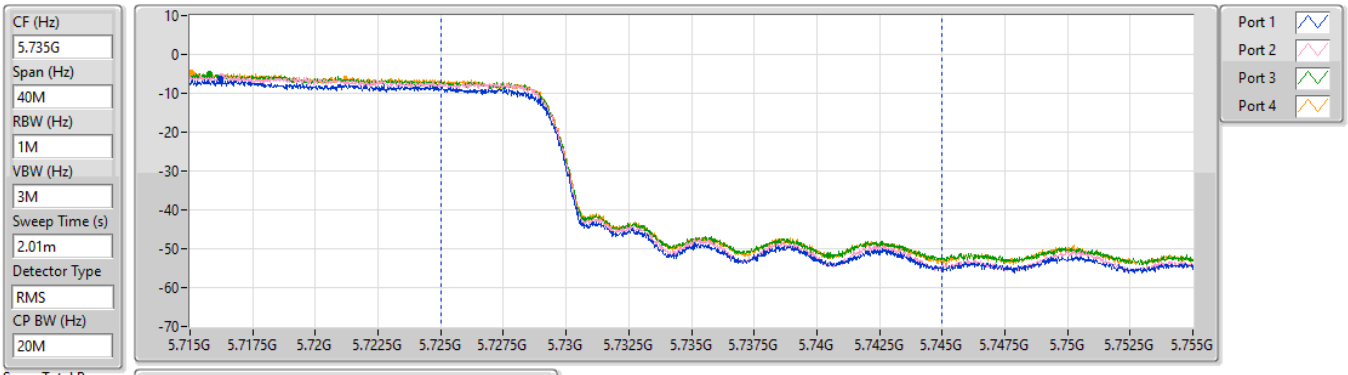

Sum(dBm)	P1(dBm)	P2(dBm)	P3(dBm)	P4(dBm)
3.52	-3.76	-2.38	-2.14	-1.93

5.15-5.25GHz_802.11ax HEW160-BF_Nss1,(MCS0)_4TX **AV Power**

5250MHz Straddle 5.15-5.25GHz_TX

17/10/2023

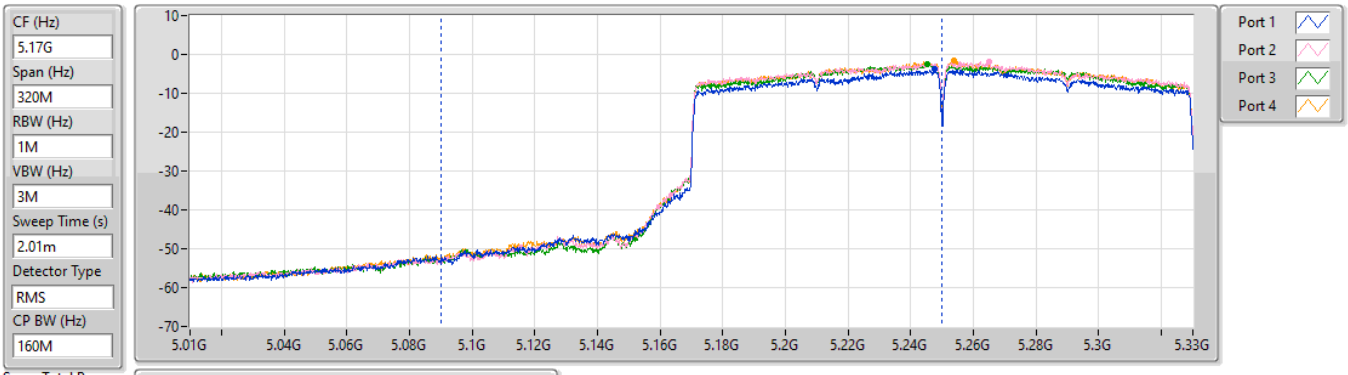

Sum=Total Power
PX=Port X

Sum(dBm)	P1(dBm)	P2(dBm)	P3(dBm)	P4(dBm)
19.31	11.88	13.78	13.51	13.74

5.25-5.35GHz_802.11ax HEW160-BF_Nss1,(MCS0)_4TX **AV Power**

5250MHz Straddle 5.25-5.35GHz_TX

17/10/2023

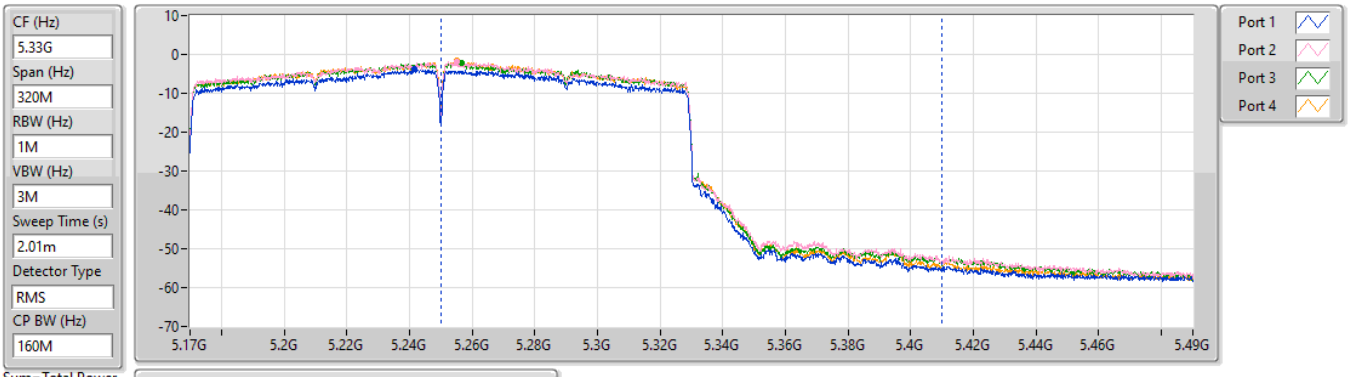

Sum=Total Power
PX=Port X

Sum(dBm)	P1(dBm)	P2(dBm)	P3(dBm)	P4(dBm)
19.47	12.07	13.89	13.71	13.87

Summary

Mode	PD (dBm/RBW)
5.15-5.25GHz	-
802.11a_Nss1,(6Mbps)_4TX	12.45
802.11ax HEW20_Nss1,(MCS0)_4TX	12.41
802.11ax HEW40_Nss1,(MCS0)_4TX	12.36
802.11ax HEW80_Nss1,(MCS0)_4TX	4.13
802.11ax HEW160_Nss1,(MCS0)_4TX	2.01
5.25-5.35GHz	-
802.11a_Nss1,(6Mbps)_4TX	6.36
802.11ax HEW20_Nss1,(MCS0)_4TX	6.63
802.11ax HEW40_Nss1,(MCS0)_4TX	6.57
802.11ax HEW80_Nss1,(MCS0)_4TX	5.30
802.11ax HEW160_Nss1,(MCS0)_4TX	2.07
5.47-5.725GHz	-
802.11a_Nss1,(6Mbps)_4TX	6.58
802.11ax HEW20_Nss1,(MCS0)_4TX	6.65
802.11ax HEW40_Nss1,(MCS0)_4TX	6.63
802.11ax HEW80_Nss1,(MCS0)_4TX	6.32
802.11ax HEW160_Nss1,(MCS0)_4TX	2.02
5.725-5.85GHz	-
802.11a_Nss1,(6Mbps)_4TX	14.16
802.11ax HEW20_Nss1,(MCS0)_4TX	15.68
802.11ax HEW40_Nss1,(MCS0)_4TX	13.50
802.11ax HEW80_Nss1,(MCS0)_4TX	10.52

RBW = 500kHz for 5.725-5.85GHz band / 1MHz for other band;

Result

Mode	Result	DG (dBi)	Port 1 (dBm/RBW)	Port 2 (dBm/RBW)	Port 3 (dBm/RBW)	Port 4 (dBm/RBW)	PD (dBm/RBW)	PD Limit (dBm/RBW)
802.11a_Nss1,(6Mbps)_4TX	-	-	-	-	-	-	-	-
5180MHz	Pass	10.46	5.45	6.28	6.34	6.52	12.13	12.54
5200MHz	Pass	10.46	5.70	6.45	6.67	6.90	12.45	12.54
5240MHz	Pass	10.46	5.12	6.32	6.49	6.60	12.12	12.54
5260MHz	Pass	10.35	-0.71	0.56	0.59	0.59	6.24	6.65
5300MHz	Pass	10.35	-0.72	0.58	0.61	0.52	6.22	6.65
5320MHz	Pass	10.35	-0.65	0.67	0.77	0.67	6.36	6.65
5500MHz	Pass	10.24	-0.57	0.73	0.80	1.26	6.58	6.76
5580MHz	Pass	10.24	-0.44	0.46	0.94	1.30	6.55	6.76
5700MHz	Pass	10.24	-0.36	0.82	0.61	1.22	6.58	6.76
5720MHz Straddle 5.47-5.725GHz	Pass	10.24	-0.50	0.50	0.29	0.90	6.31	6.76
5720MHz Straddle 5.725-5.85GHz	Pass	10.43	-3.76	-2.96	-3.12	-2.45	2.90	25.57
5745MHz	Pass	10.43	7.77	8.01	7.91	8.91	14.16	25.57
5785MHz	Pass	10.43	7.56	7.94	7.69	9.04	14.04	25.57
5825MHz	Pass	10.43	7.76	8.07	7.82	9.05	14.16	25.57
802.11ax HEW20_Nss1,(MCS0)_4TX	-	-	-	-	-	-	-	-
5180MHz	Pass	10.46	5.11	6.61	6.82	7.03	12.41	12.54
5200MHz	Pass	10.46	5.16	6.45	6.62	6.82	12.27	12.54
5240MHz	Pass	10.46	5.16	6.29	6.70	6.57	12.17	12.54
5260MHz	Pass	10.35	-0.30	0.92	0.91	1.06	6.63	6.65
5300MHz	Pass	10.35	-0.73	0.51	0.64	0.48	6.20	6.65
5320MHz	Pass	10.35	-0.87	0.54	0.24	0.64	6.16	6.65
5500MHz	Pass	10.24	-0.36	0.72	0.58	1.33	6.59	6.76
5580MHz	Pass	10.24	-0.21	0.60	0.86	1.42	6.65	6.76
5700MHz	Pass	10.24	-0.44	0.63	0.32	1.02	6.41	6.76
5720MHz Straddle 5.47-5.725GHz	Pass	10.24	-0.20	0.83	0.49	1.12	6.54	6.76
5720MHz Straddle 5.725-5.85GHz	Pass	10.43	-3.56	-2.12	-2.40	-1.82	3.59	25.57
5745MHz	Pass	10.43	9.21	9.65	9.58	10.25	15.65	25.57
5785MHz	Pass	10.43	9.14	9.49	9.23	10.38	15.57	25.57
5825MHz	Pass	10.43	9.51	9.64	9.30	10.33	15.68	25.57
802.11ax HEW40_Nss1,(MCS0)_4TX	-	-	-	-	-	-	-	-
5190MHz	Pass	10.46	2.30	3.78	3.80	4.09	9.49	12.54
5230MHz	Pass	10.46	5.36	6.70	6.68	6.78	12.36	12.54
5270MHz	Pass	10.35	-0.62	0.86	0.76	0.93	6.48	6.65
5310MHz	Pass	10.35	-0.43	0.94	1.11	0.96	6.57	6.65
5510MHz	Pass	10.24	-0.30	0.73	0.85	1.28	6.63	6.76
5550MHz	Pass	10.24	-0.86	0.45	0.60	1.00	6.29	6.76
5670MHz	Pass	10.24	-0.20	0.61	0.80	1.28	6.54	6.76
5710MHz Straddle 5.47-5.725GHz	Pass	10.24	-0.13	0.76	0.69	1.18	6.62	6.76
5710MHz Straddle 5.725-5.85GHz	Pass	10.43	-6.32	-5.03	-5.25	-4.55	0.73	25.57
5755MHz	Pass	10.43	6.89	7.21	7.33	7.78	13.28	25.57
5795MHz	Pass	10.43	7.33	7.42	7.24	8.04	13.50	25.57
802.11ax HEW80_Nss1,(MCS0)_4TX	-	-	-	-	-	-	-	-
5210MHz	Pass	10.46	-3.21	-1.46	-1.38	-1.28	4.13	12.54
5290MHz	Pass	10.35	-1.37	-0.55	-0.19	-0.38	5.30	6.65
5530MHz	Pass	10.24	-0.74	0.20	0.50	0.95	6.25	6.76
5610MHz	Pass	10.24	-0.89	-0.03	0.25	0.69	6.02	6.76
5690MHz Straddle 5.47-5.725GHz	Pass	10.24	-0.29	0.60	0.31	0.83	6.32	6.76
5690MHz Straddle 5.725-5.85GHz	Pass	10.43	-7.30	-6.36	-5.96	-5.79	-0.34	25.57
5775MHz	Pass	10.43	4.23	4.38	4.38	5.15	10.52	25.57
802.11ax HEW160_Nss1,(MCS0)_4TX	-	-	-	-	-	-	-	-
5250MHz Straddle 5.15-5.25GHz	Pass	10.46	-5.31	-3.92	-3.56	-3.44	2.01	12.54
5250MHz Straddle 5.25-5.35GHz	Pass	10.35	-4.87	-3.75	-3.58	-3.47	2.07	6.65
5570MHz	Pass	10.24	-5.07	-4.10	-3.62	-3.20	2.02	6.76

DG = Directional Gain; RBW = 500kHz for 5.725-5.85GHz band / 1MHz for other band;
PD = trace bin-by-bin of each transmits port summing can be performed maximum power density; Port X = Port X Power Density;

5.15-5.25GHz_802.11a_Nss1,(6Mbps)_4TX **PSD**

5180MHz

16/10/2023

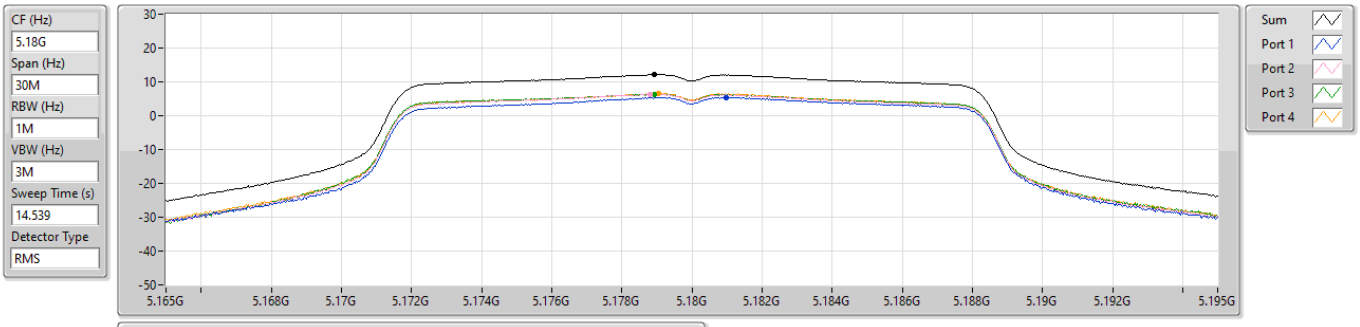

Sum	PD	Port 1	Port 2	Port 3	Port 4
(dBm/RBW)	(dBm/RBW)	(dBm/RBW)	(dBm/RBW)	(dBm/RBW)	(dBm/RBW)
12.13	12.13	5.45	6.28	6.34	6.52

5.15-5.25GHz_802.11a_Nss1,(6Mbps)_4TX **PSD**

5200MHz

16/10/2023

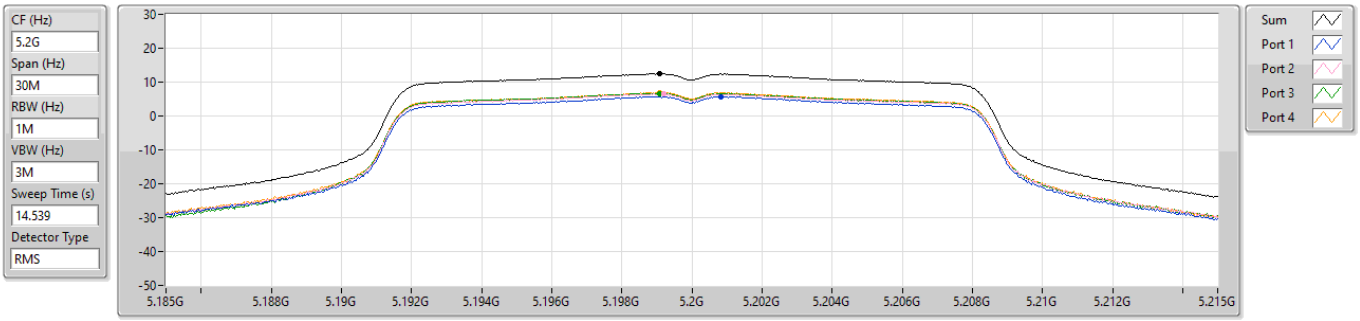

Sum	PD	Port 1	Port 2	Port 3	Port 4
(dBm/RBW)	(dBm/RBW)	(dBm/RBW)	(dBm/RBW)	(dBm/RBW)	(dBm/RBW)
12.45	12.45	5.70	6.45	6.67	6.90

5.15-5.25GHz_802.11a_Nss1,(6Mbps)_4TX **PSD**

5240MHz

16/10/2023

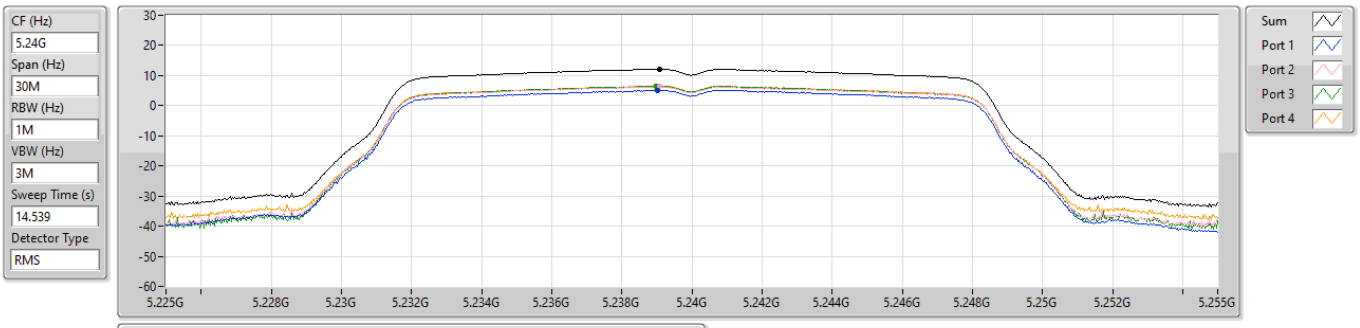

Sum	PD	Port 1	Port 2	Port 3	Port 4
(dBm/RBW)	(dBm/RBW)	(dBm/RBW)	(dBm/RBW)	(dBm/RBW)	(dBm/RBW)
12.12	12.12	5.12	6.32	6.49	6.60

5.25-5.35GHz_802.11a_Nss1,(6Mbps)_4TX **PSD**

5260MHz

16/10/2023

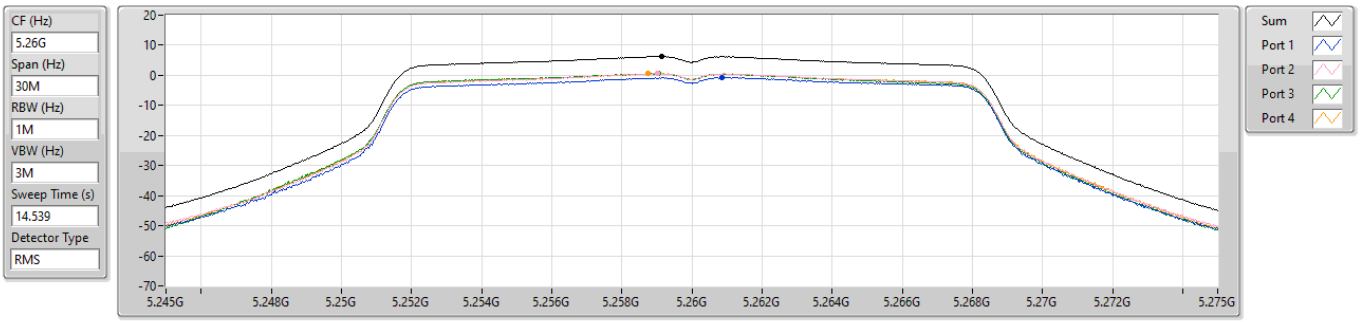

Sum	PD	Port 1	Port 2	Port 3	Port 4
(dBm/RBW)	(dBm/RBW)	(dBm/RBW)	(dBm/RBW)	(dBm/RBW)	(dBm/RBW)
6.24	6.24	-0.71	0.56	0.59	0.59

5.25-5.35GHz_802.11a_Nss1,(6Mbps)_4TX **PSD**

5300MHz

16/10/2023

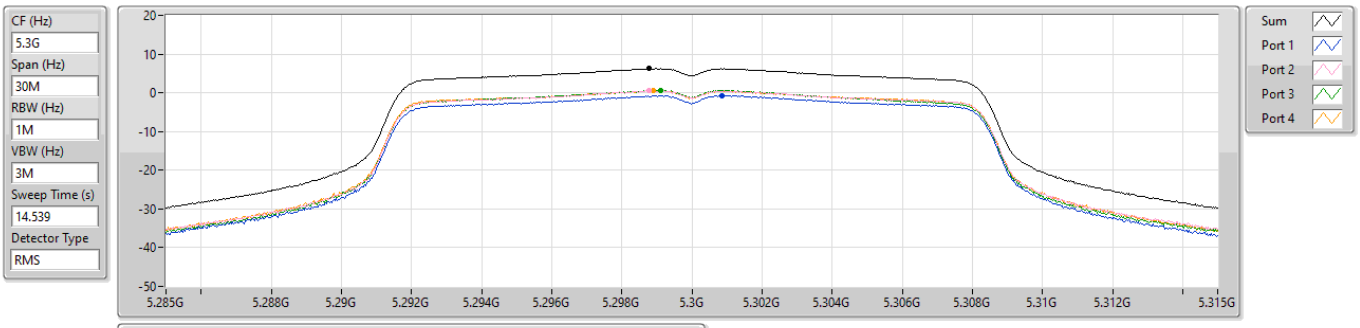

Sum	PD	Port 1	Port 2	Port 3	Port 4
(dBm/RBW)	(dBm/RBW)	(dBm/RBW)	(dBm/RBW)	(dBm/RBW)	(dBm/RBW)
6.22	6.22	-0.72	0.58	0.61	0.52

5.25-5.35GHz_802.11a_Nss1,(6Mbps)_4TX **PSD**

5320MHz

16/10/2023

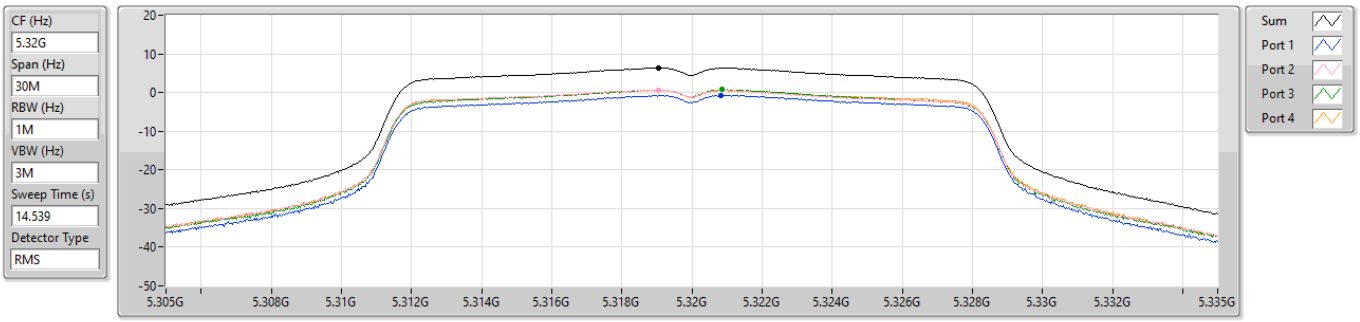

Sum	PD	Port 1	Port 2	Port 3	Port 4
(dBm/RBW)	(dBm/RBW)	(dBm/RBW)	(dBm/RBW)	(dBm/RBW)	(dBm/RBW)
6.36	6.36	-0.65	0.67	0.77	0.67

5.47-5.725GHz_802.11a_Nss1,(6Mbps)_4TX **PSD**

5500MHz

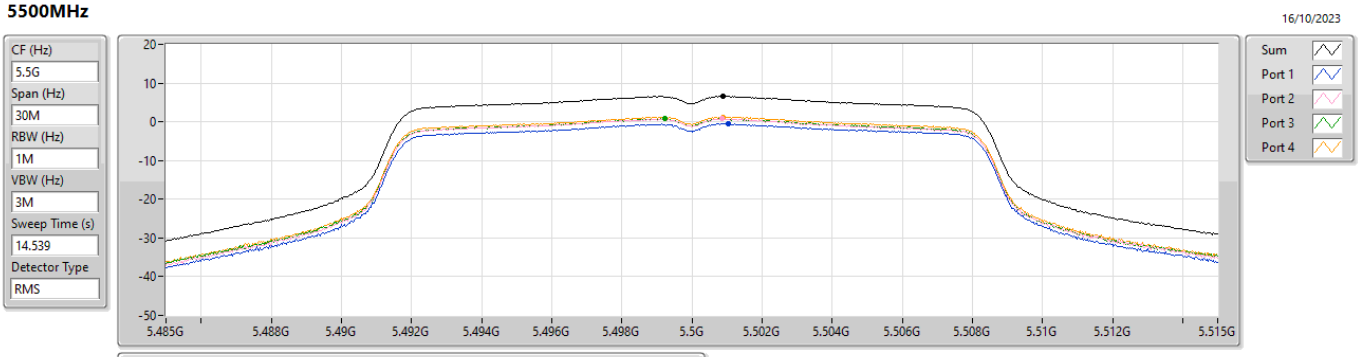

Sum	PD	Port 1	Port 2	Port 3	Port 4
(dBm/RBW)	(dBm/RBW)	(dBm/RBW)	(dBm/RBW)	(dBm/RBW)	(dBm/RBW)
6.58	6.58	-0.57	0.73	0.80	1.26

5.47-5.725GHz_802.11a_Nss1,(6Mbps)_4TX **PSD**

5580MHz

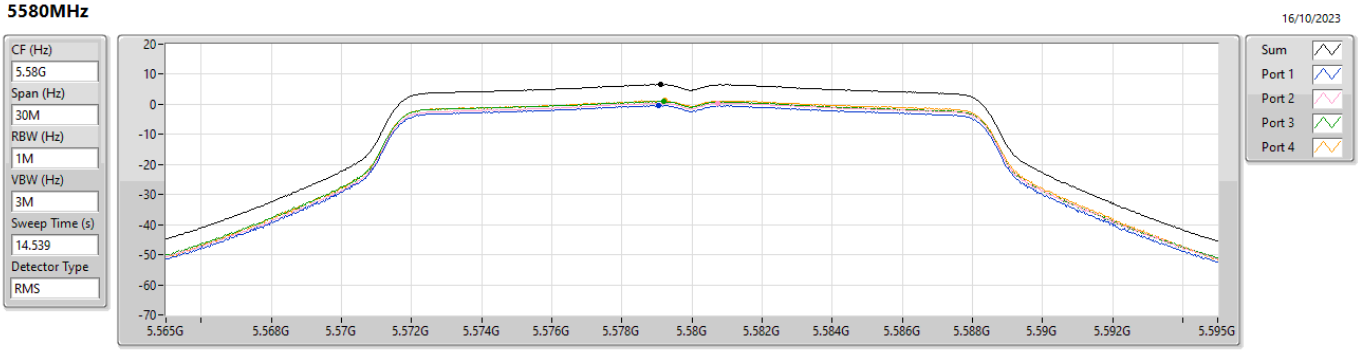

Sum	PD	Port 1	Port 2	Port 3	Port 4
(dBm/RBW)	(dBm/RBW)	(dBm/RBW)	(dBm/RBW)	(dBm/RBW)	(dBm/RBW)
6.55	6.55	-0.44	0.46	0.94	1.30

5.47-5.725GHz_802.11a_Nss1,(6Mbps)_4TX **PSD**

5700MHz

16/10/2023

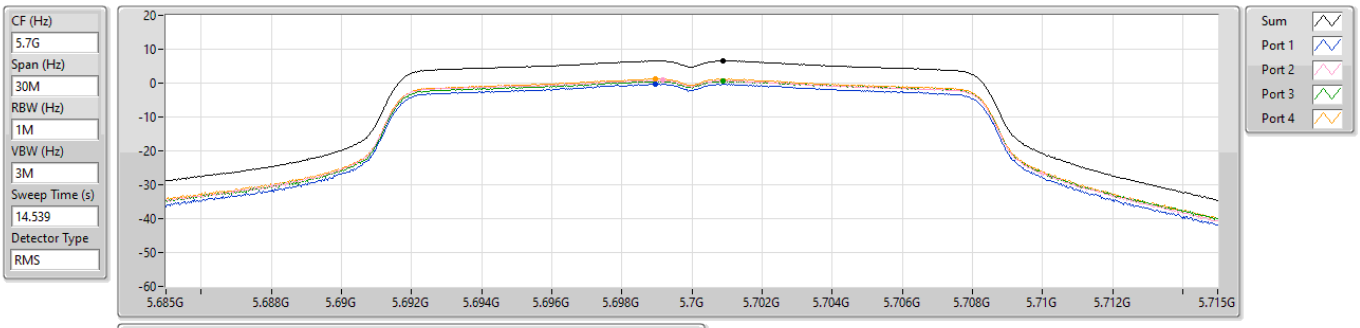

Sum	PD	Port 1	Port 2	Port 3	Port 4
(dBm/RBW)	(dBm/RBW)	(dBm/RBW)	(dBm/RBW)	(dBm/RBW)	(dBm/RBW)
6.58	6.58	-0.36	0.82	0.61	1.22

5.47-5.725GHz_802.11a_Nss1,(6Mbps)_4TX **PSD**

5720MHz Straddle 5.47-5.725GHz

16/10/2023

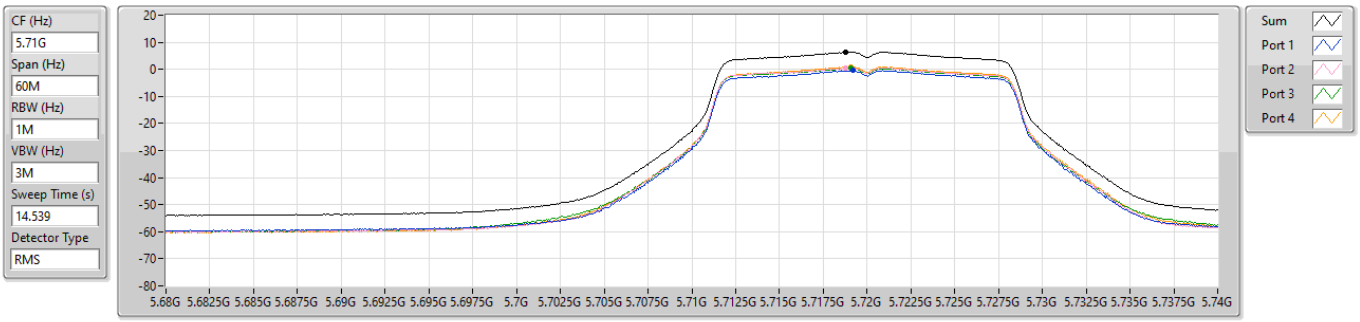

Sum	PD	Port 1	Port 2	Port 3	Port 4
(dBm/RBW)	(dBm/RBW)	(dBm/RBW)	(dBm/RBW)	(dBm/RBW)	(dBm/RBW)
6.31	6.31	-0.50	0.50	0.29	0.90

5.725-5.85GHz_802.11a_Nss1,(6Mbps)_4TX **PSD**

5720MHz Straddle 5.725-5.85GHz

16/10/2023

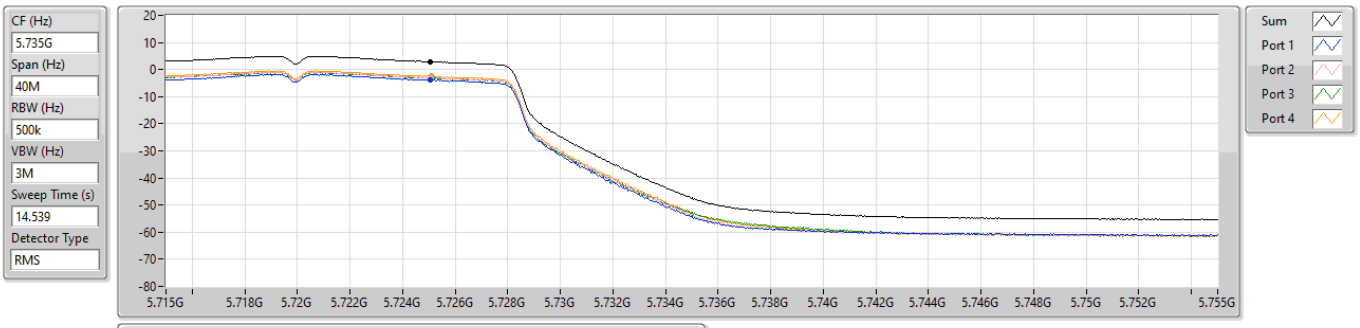

Sum	PD	Port 1	Port 2	Port 3	Port 4
(dBm/RBW)	(dBm/RBW)	(dBm/RBW)	(dBm/RBW)	(dBm/RBW)	(dBm/RBW)
2.90	2.90	-3.76	-2.96	-3.12	-2.45

5.725-5.85GHz_802.11a_Nss1,(6Mbps)_4TX **PSD**

5745MHz

16/10/2023

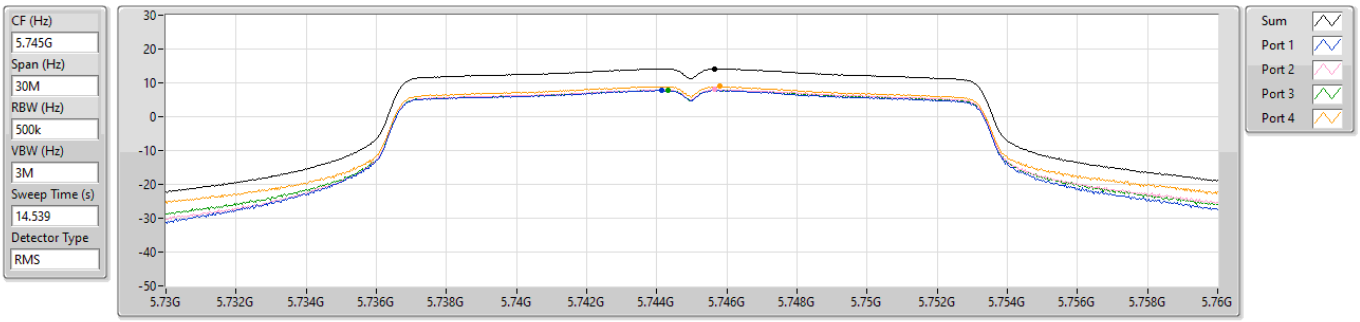

Sum	PD	Port 1	Port 2	Port 3	Port 4
(dBm/RBW)	(dBm/RBW)	(dBm/RBW)	(dBm/RBW)	(dBm/RBW)	(dBm/RBW)
14.16	14.16	7.77	8.01	7.91	8.91

5.725-5.85GHz_802.11a_Nss1,(6Mbps)_4TX **PSD**

5785MHz

16/10/2023

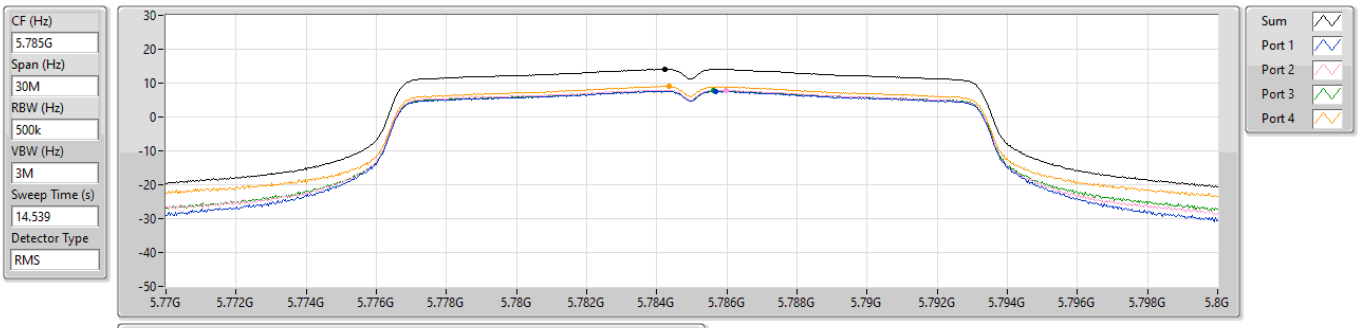

Sum	PD	Port 1	Port 2	Port 3	Port 4
(dBm/RBW)	(dBm/RBW)	(dBm/RBW)	(dBm/RBW)	(dBm/RBW)	(dBm/RBW)
14.04	14.04	7.56	7.94	7.69	9.04

5.725-5.85GHz_802.11a_Nss1,(6Mbps)_4TX **PSD**

5825MHz

16/10/2023

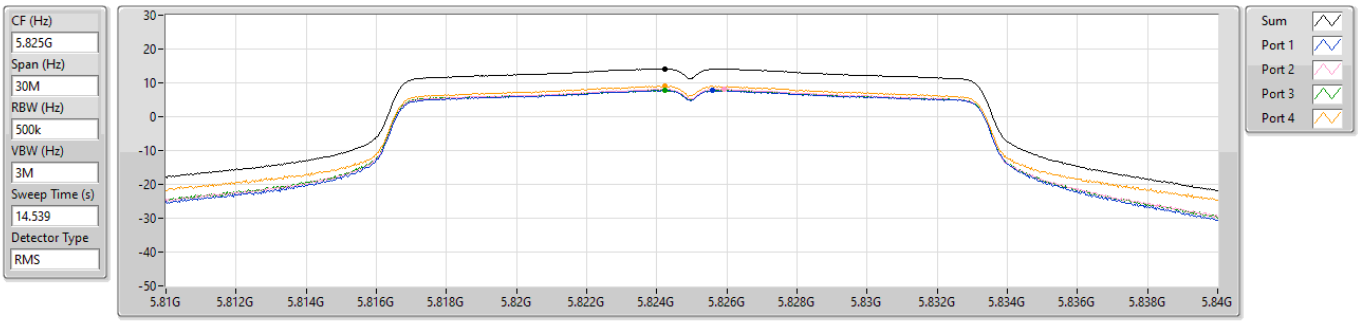

Sum	PD	Port 1	Port 2	Port 3	Port 4
(dBm/RBW)	(dBm/RBW)	(dBm/RBW)	(dBm/RBW)	(dBm/RBW)	(dBm/RBW)
14.16	14.16	7.76	8.07	7.82	9.05

5.15-5.25GHz_802.11ax HEW20_Nss1,(MCS0)_4TX **PSD**

5180MHz

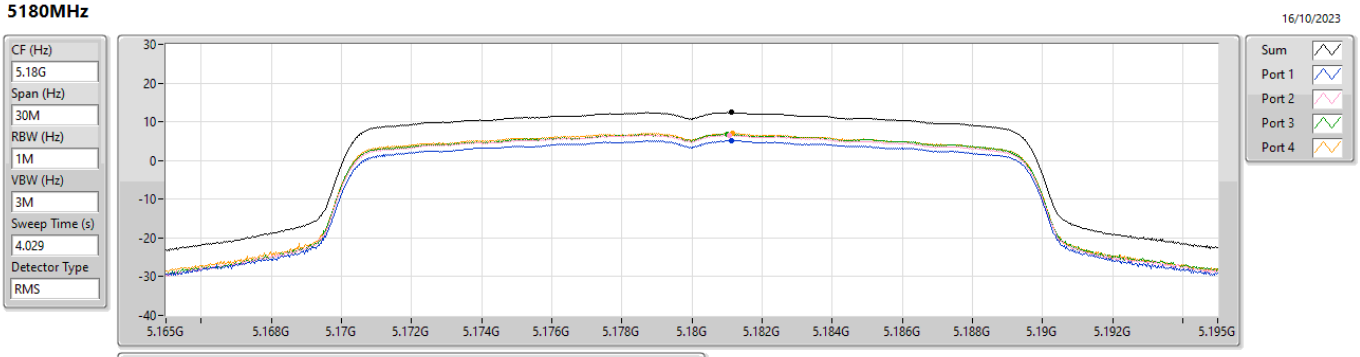

Sum	PD	Port 1	Port 2	Port 3	Port 4
(dBm/RBW)	(dBm/RBW)	(dBm/RBW)	(dBm/RBW)	(dBm/RBW)	(dBm/RBW)
12.41	12.41	5.11	6.61	6.82	7.03

5.15-5.25GHz_802.11ax HEW20_Nss1,(MCS0)_4TX **PSD**

5200MHz

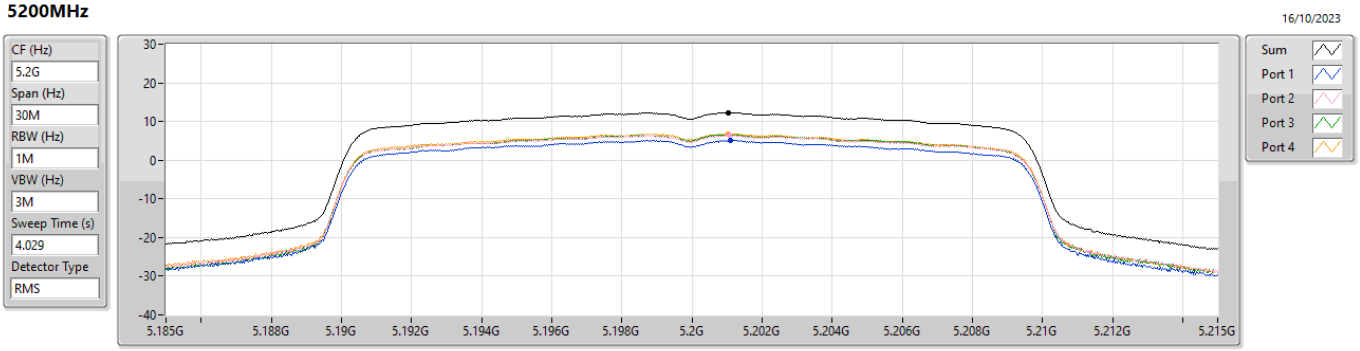

Sum	PD	Port 1	Port 2	Port 3	Port 4
(dBm/RBW)	(dBm/RBW)	(dBm/RBW)	(dBm/RBW)	(dBm/RBW)	(dBm/RBW)
12.27	12.27	5.16	6.45	6.62	6.82

5.15-5.25GHz_802.11ax HEW20_Nss1,(MCS0)_4TX **PSD**

5240MHz

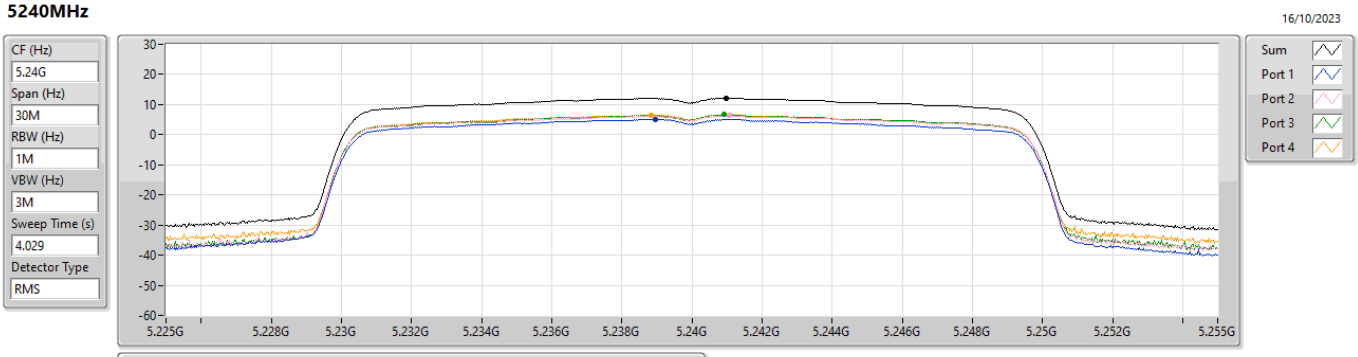

Sum	PD	Port 1	Port 2	Port 3	Port 4
(dBm/RBW)	(dBm/RBW)	(dBm/RBW)	(dBm/RBW)	(dBm/RBW)	(dBm/RBW)
12.17	12.17	5.16	6.29	6.70	6.57

5.25-5.35GHz_802.11ax HEW20_Nss1,(MCS0)_4TX **PSD**

5260MHz

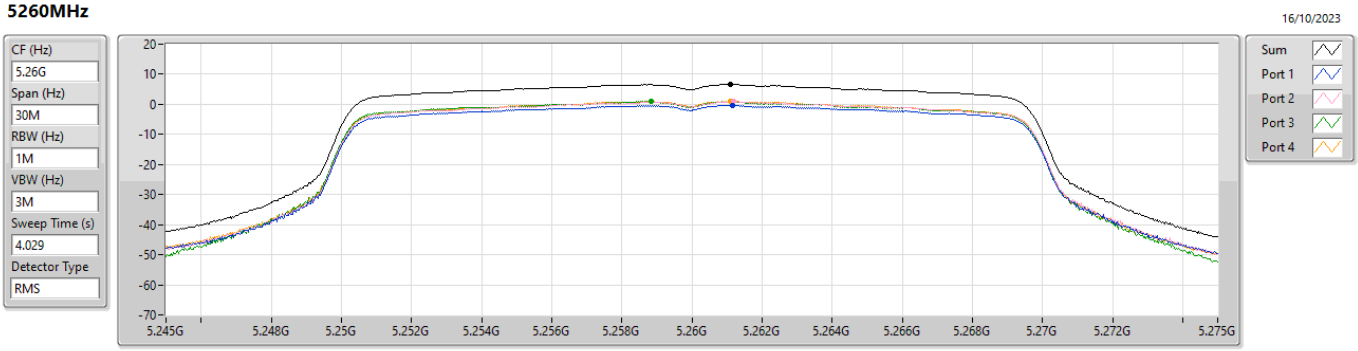

Sum	PD	Port 1	Port 2	Port 3	Port 4
(dBm/RBW)	(dBm/RBW)	(dBm/RBW)	(dBm/RBW)	(dBm/RBW)	(dBm/RBW)
6.63	6.63	-0.30	0.92	0.91	1.06

5.25-5.35GHz_802.11ax HEW20_Nss1,(MCS0)_4TX **PSD**

5300MHz

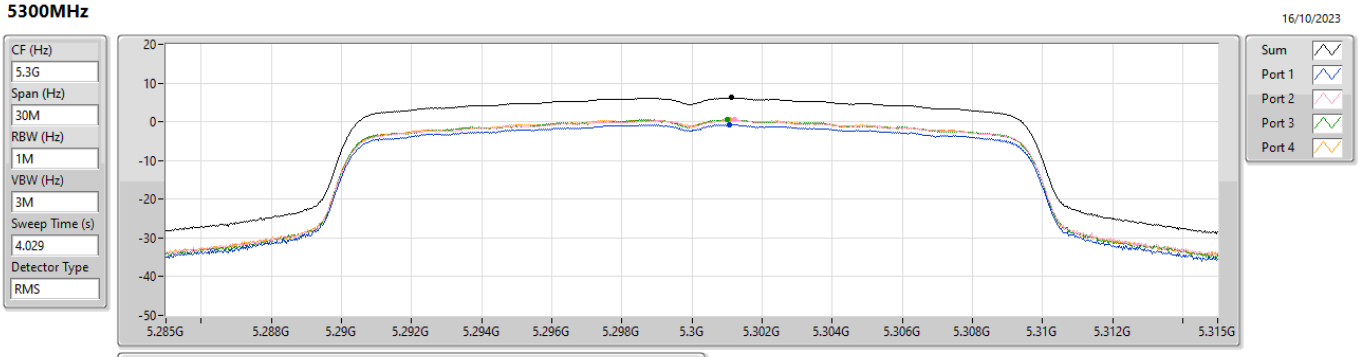

Sum	PD	Port 1	Port 2	Port 3	Port 4
(dBm/RBW)	(dBm/RBW)	(dBm/RBW)	(dBm/RBW)	(dBm/RBW)	(dBm/RBW)
6.20	6.20	-0.73	0.51	0.64	0.48

5.25-5.35GHz_802.11ax HEW20_Nss1,(MCS0)_4TX **PSD**

5320MHz

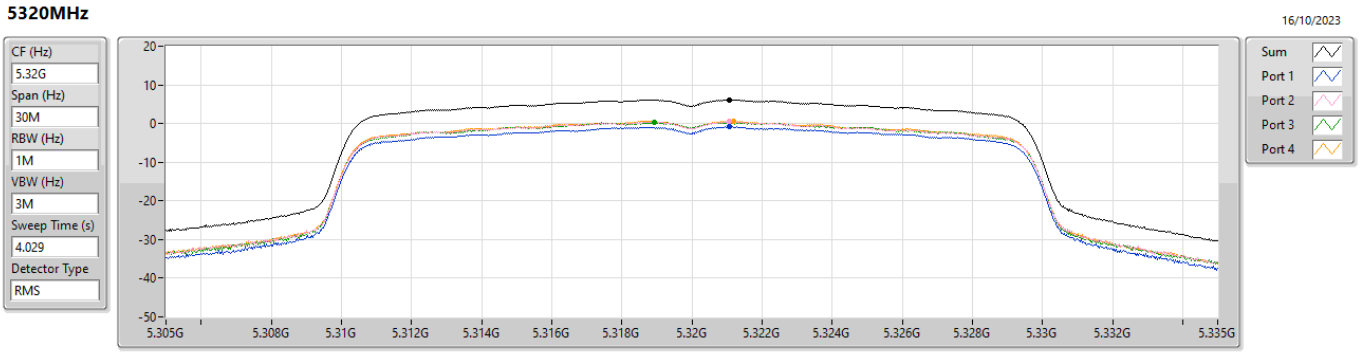

Sum	PD	Port 1	Port 2	Port 3	Port 4
(dBm/RBW)	(dBm/RBW)	(dBm/RBW)	(dBm/RBW)	(dBm/RBW)	(dBm/RBW)
6.16	6.16	-0.87	0.54	0.24	0.64

5.47-5.725GHz_802.11ax HEW20_Nss1,(MCS0)_4TX **PSD**

5500MHz

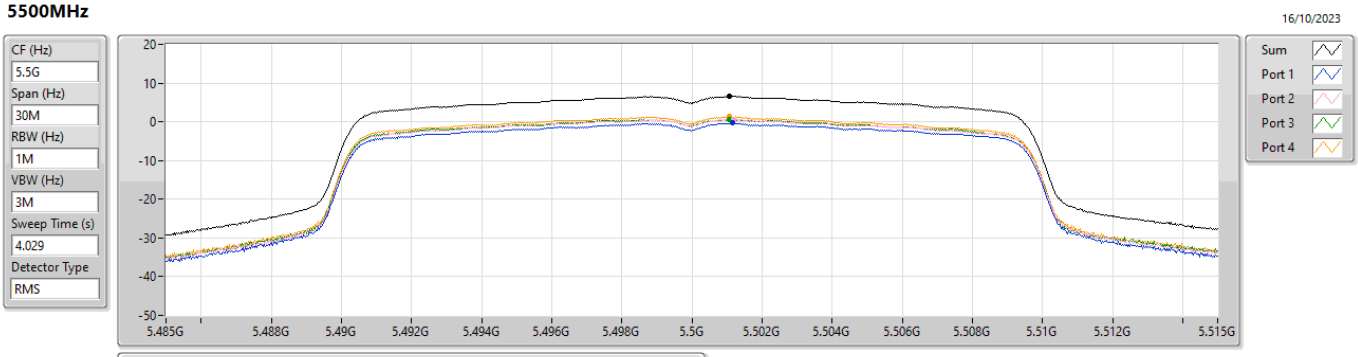

Sum	PD	Port 1	Port 2	Port 3	Port 4
(dBm/RBW)	(dBm/RBW)	(dBm/RBW)	(dBm/RBW)	(dBm/RBW)	(dBm/RBW)
6.59	6.59	-0.36	0.72	0.58	1.33

5.47-5.725GHz_802.11ax HEW20_Nss1,(MCS0)_4TX **PSD**

5580MHz

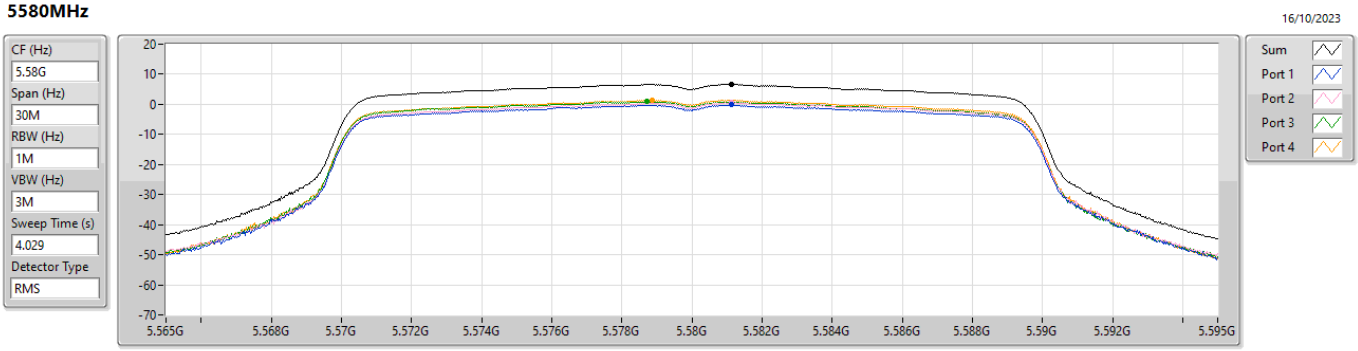

Sum	PD	Port 1	Port 2	Port 3	Port 4
(dBm/RBW)	(dBm/RBW)	(dBm/RBW)	(dBm/RBW)	(dBm/RBW)	(dBm/RBW)
6.65	6.65	-0.21	0.60	0.86	1.42

5.47-5.725GHz_802.11ax HEW20_Nss1,(MCS0)_4TX **PSD**

5700MHz

16/10/2023

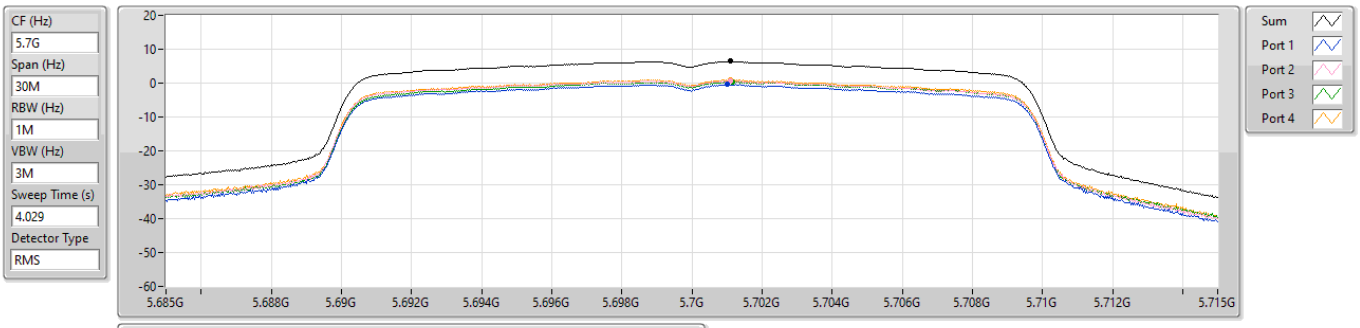

Sum	PD	Port 1	Port 2	Port 3	Port 4
(dBm/RBW)	(dBm/RBW)	(dBm/RBW)	(dBm/RBW)	(dBm/RBW)	(dBm/RBW)
6.41	6.41	-0.44	0.63	0.32	1.02

5.47-5.725GHz_802.11ax HEW20_Nss1,(MCS0)_4TX **PSD**

5720MHz Straddle 5.47-5.725GHz

16/10/2023

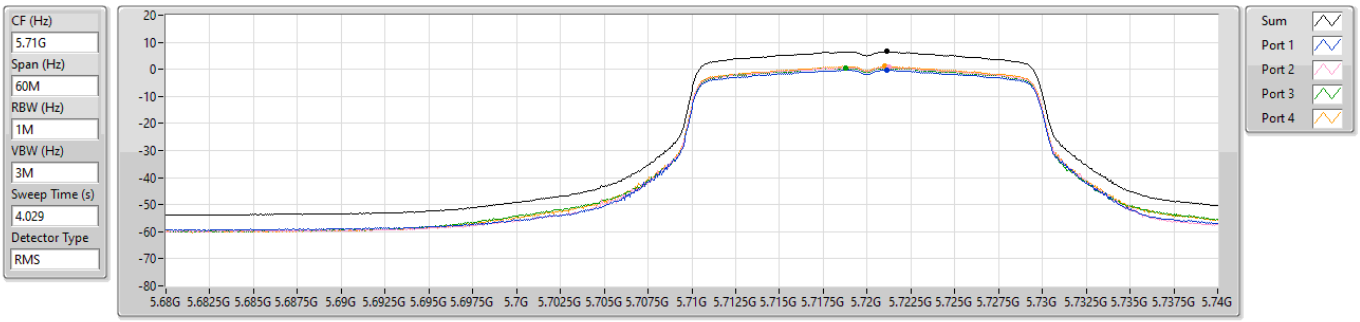

Sum	PD	Port 1	Port 2	Port 3	Port 4
(dBm/RBW)	(dBm/RBW)	(dBm/RBW)	(dBm/RBW)	(dBm/RBW)	(dBm/RBW)
6.54	6.54	-0.20	0.83	0.49	1.12

5.725-5.85GHz_802.11ax HEW20_Nss1,(MCS0)_4TX **PSD**

5720MHz Straddle 5.725-5.85GHz

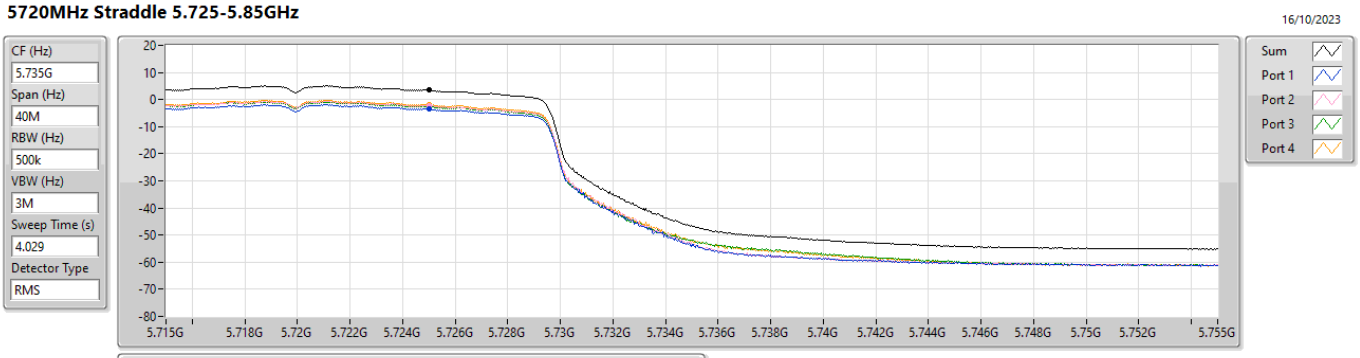

Sum	PD	Port 1	Port 2	Port 3	Port 4
(dBm/RBW)	(dBm/RBW)	(dBm/RBW)	(dBm/RBW)	(dBm/RBW)	(dBm/RBW)
3.59	3.59	-3.56	-2.12	-2.40	-1.82

5.725-5.85GHz_802.11ax HEW20_Nss1,(MCS0)_4TX **PSD**

5745MHz

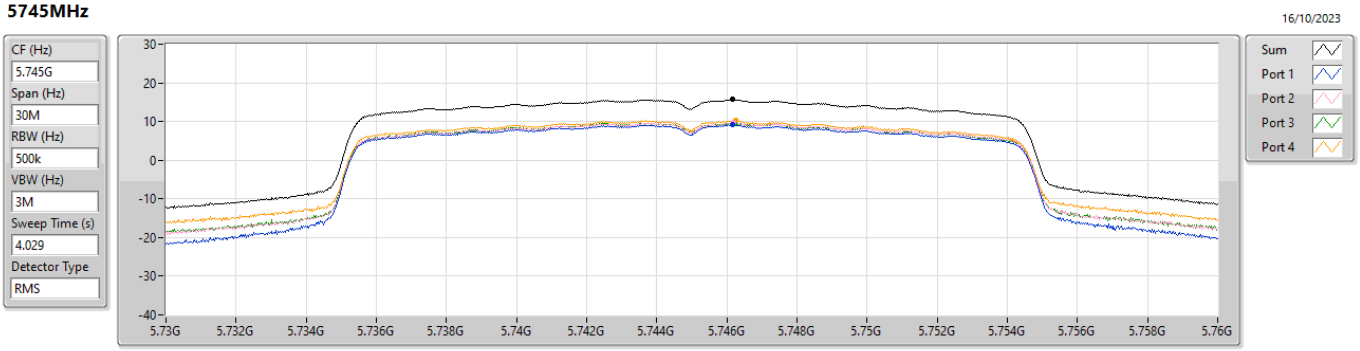

Sum	PD	Port 1	Port 2	Port 3	Port 4
(dBm/RBW)	(dBm/RBW)	(dBm/RBW)	(dBm/RBW)	(dBm/RBW)	(dBm/RBW)
15.65	15.65	9.21	9.65	9.58	10.25

5.725-5.85GHz_802.11ax HEW20_Nss1,(MCS0)_4TX **PSD**

5785MHz

16/10/2023

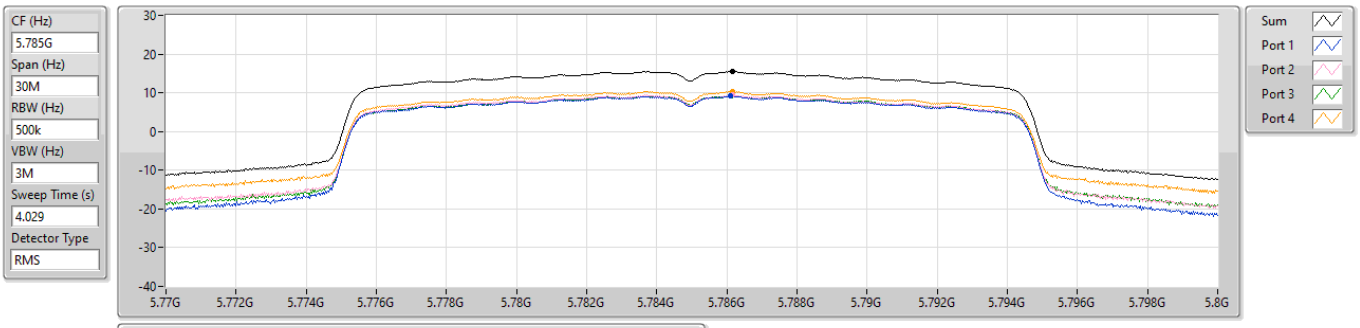

Sum	PD	Port 1	Port 2	Port 3	Port 4
(dBm/RBW)	(dBm/RBW)	(dBm/RBW)	(dBm/RBW)	(dBm/RBW)	(dBm/RBW)
15.57	15.57	9.14	9.49	9.23	10.38

5.725-5.85GHz_802.11ax HEW20_Nss1,(MCS0)_4TX **PSD**

5825MHz

16/10/2023

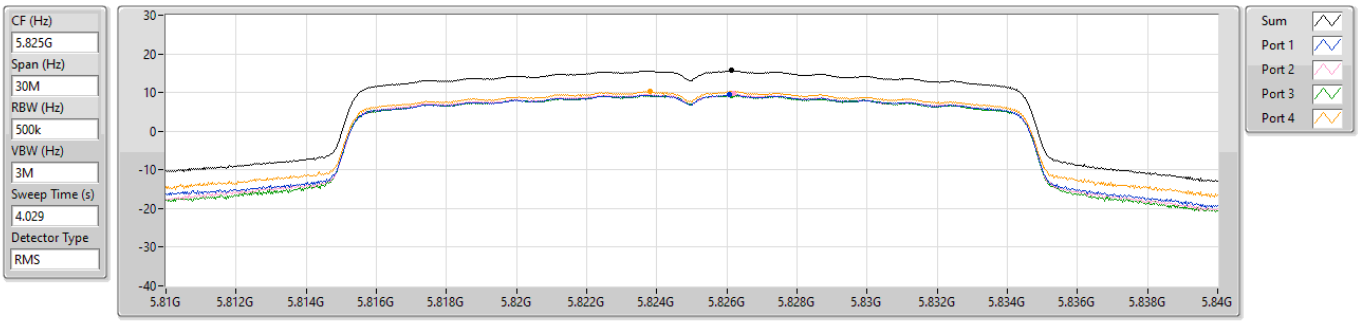

Sum	PD	Port 1	Port 2	Port 3	Port 4
(dBm/RBW)	(dBm/RBW)	(dBm/RBW)	(dBm/RBW)	(dBm/RBW)	(dBm/RBW)
15.68	15.68	9.51	9.64	9.30	10.33

5.15-5.25GHz_802.11ax HEW40_Nss1,(MCS0)_4TX **PSD**

5190MHz

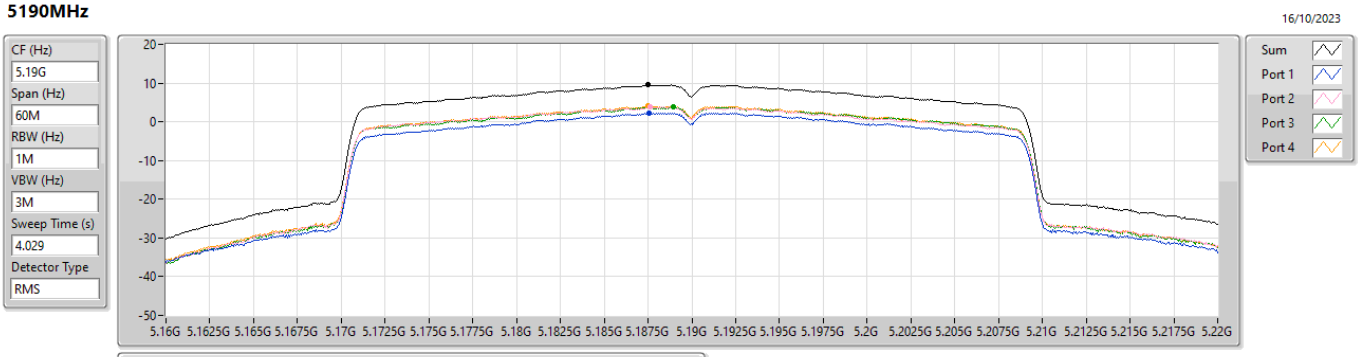

Sum	PD	Port 1	Port 2	Port 3	Port 4
(dBm/RBW)	(dBm/RBW)	(dBm/RBW)	(dBm/RBW)	(dBm/RBW)	(dBm/RBW)
9.49	9.49	2.30	3.78	3.80	4.09

5.15-5.25GHz_802.11ax HEW40_Nss1,(MCS0)_4TX **PSD**

5230MHz

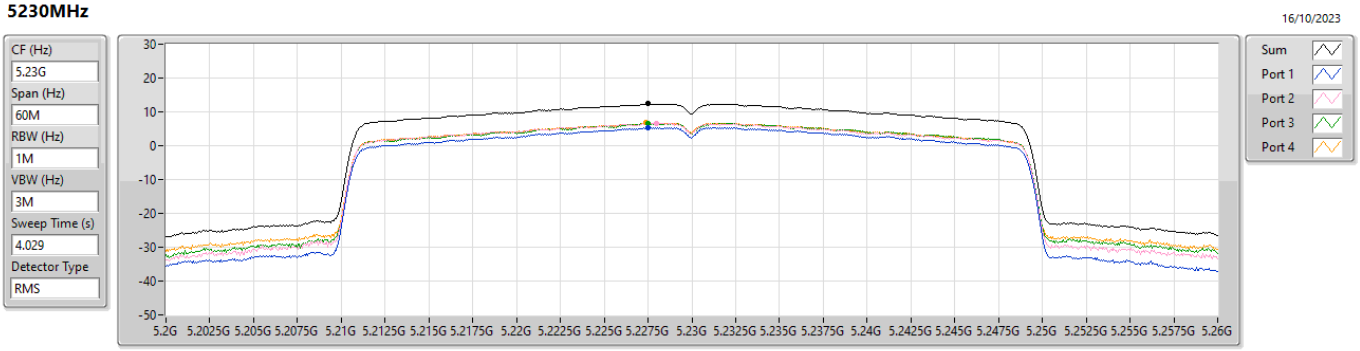

Sum	PD	Port 1	Port 2	Port 3	Port 4
(dBm/RBW)	(dBm/RBW)	(dBm/RBW)	(dBm/RBW)	(dBm/RBW)	(dBm/RBW)
12.36	12.36	5.36	6.70	6.68	6.78

5.25-5.35GHz_802.11ax HEW40_Nss1,(MCS0)_4TX **PSD**

5270MHz

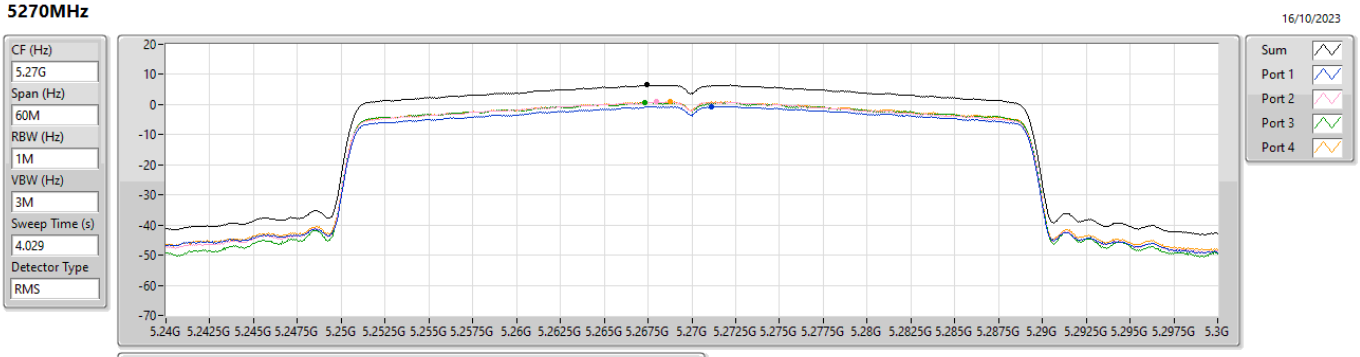

Sum	PD	Port 1	Port 2	Port 3	Port 4
(dBm/RBW)	(dBm/RBW)	(dBm/RBW)	(dBm/RBW)	(dBm/RBW)	(dBm/RBW)
6.48	6.48	-0.62	0.86	0.76	0.93

5.25-5.35GHz_802.11ax HEW40_Nss1,(MCS0)_4TX **PSD**

5310MHz

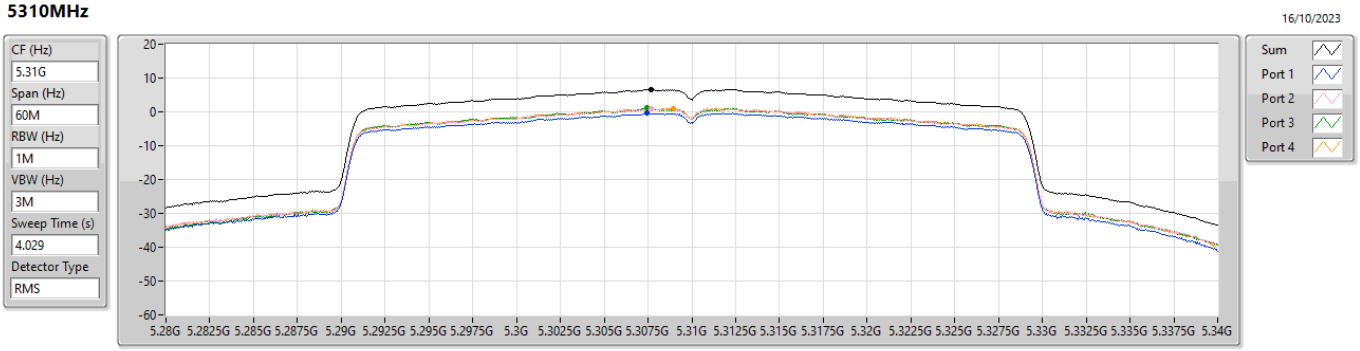

Sum	PD	Port 1	Port 2	Port 3	Port 4
(dBm/RBW)	(dBm/RBW)	(dBm/RBW)	(dBm/RBW)	(dBm/RBW)	(dBm/RBW)
6.57	6.57	-0.43	0.94	1.11	0.96

5.47-5.725GHz_802.11ax HEW40_Nss1,(MCS0)_4TX **PSD**

5510MHz

16/10/2023

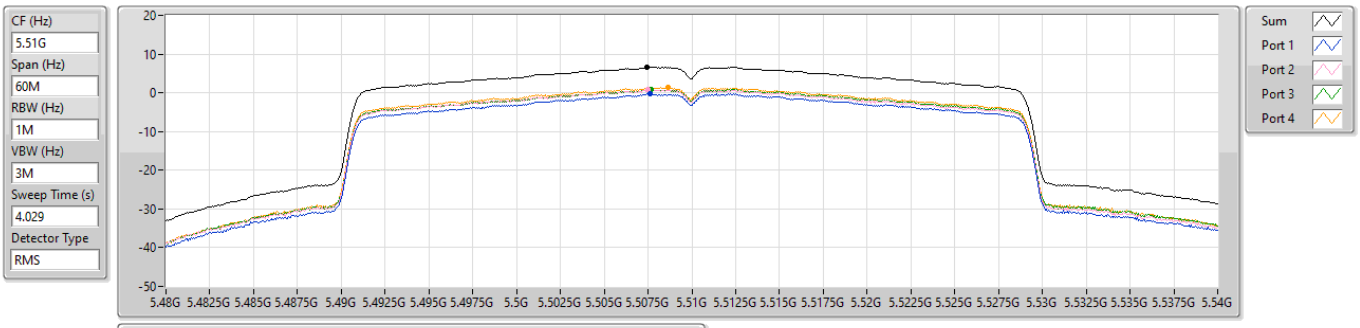

Sum	PD	Port 1	Port 2	Port 3	Port 4
(dBm/RBW)	(dBm/RBW)	(dBm/RBW)	(dBm/RBW)	(dBm/RBW)	(dBm/RBW)
6.63	6.63	-0.30	0.73	0.85	1.28

5.47-5.725GHz_802.11ax HEW40_Nss1,(MCS0)_4TX **PSD**

5550MHz

16/10/2023

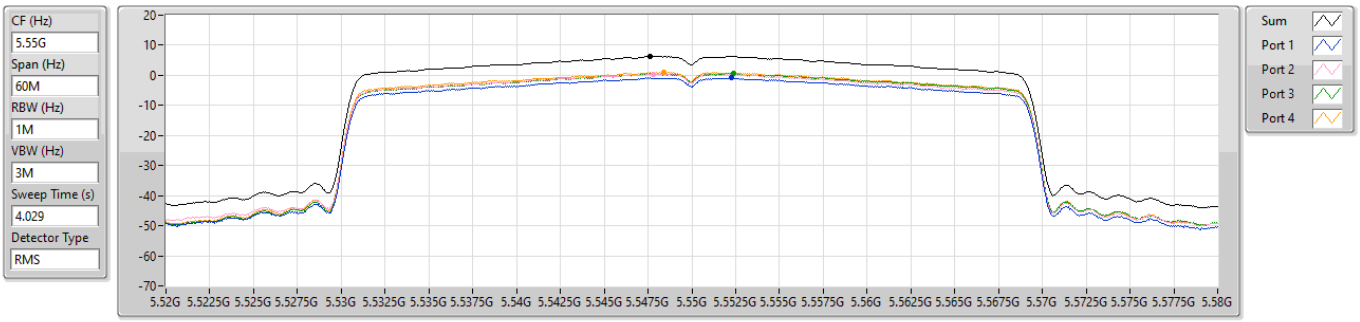

Sum	PD	Port 1	Port 2	Port 3	Port 4
(dBm/RBW)	(dBm/RBW)	(dBm/RBW)	(dBm/RBW)	(dBm/RBW)	(dBm/RBW)
6.29	6.29	-0.86	0.45	0.60	1.00

5.47-5.725GHz_802.11ax HEW40_Nss1,(MCS0)_4TX **PSD**

5670MHz

16/10/2023

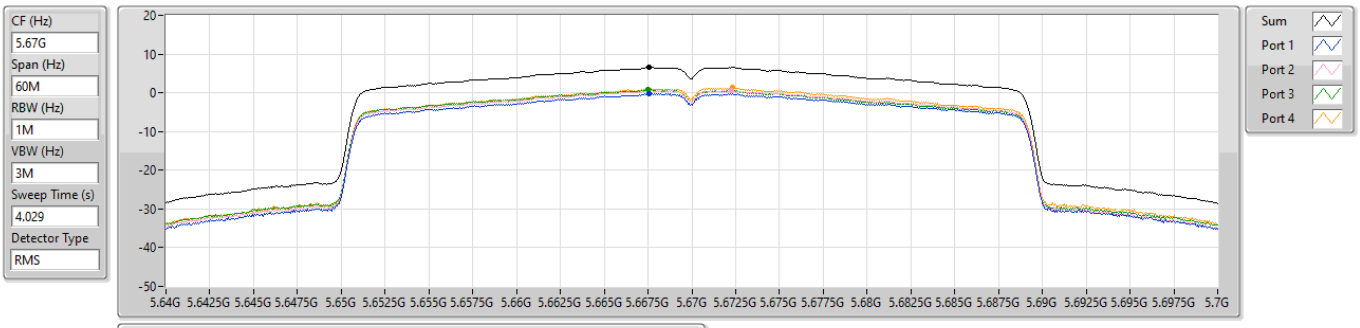

Sum	PD	Port 1	Port 2	Port 3	Port 4
(dBm/RBW)	(dBm/RBW)	(dBm/RBW)	(dBm/RBW)	(dBm/RBW)	(dBm/RBW)
6.54	6.54	-0.20	0.61	0.80	1.28

5.47-5.725GHz_802.11ax HEW40_Nss1,(MCS0)_4TX **PSD**

5710MHz Straddle 5.47-5.725GHz

16/10/2023

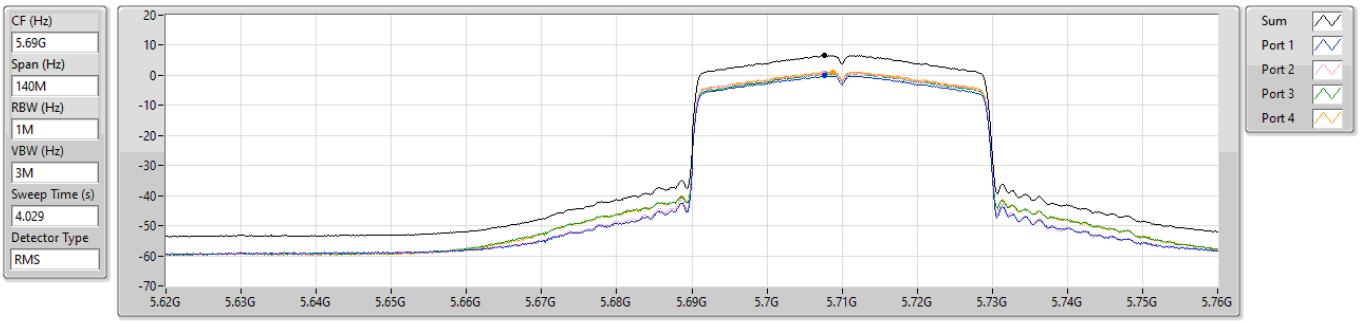

Sum	PD	Port 1	Port 2	Port 3	Port 4
(dBm/RBW)	(dBm/RBW)	(dBm/RBW)	(dBm/RBW)	(dBm/RBW)	(dBm/RBW)
6.62	6.62	-0.13	0.76	0.69	1.18

5.725-5.85GHz_802.11ax HEW40_Nss1,(MCS0)_4TX **PSD**

5710MHz Straddle 5.725-5.85GHz

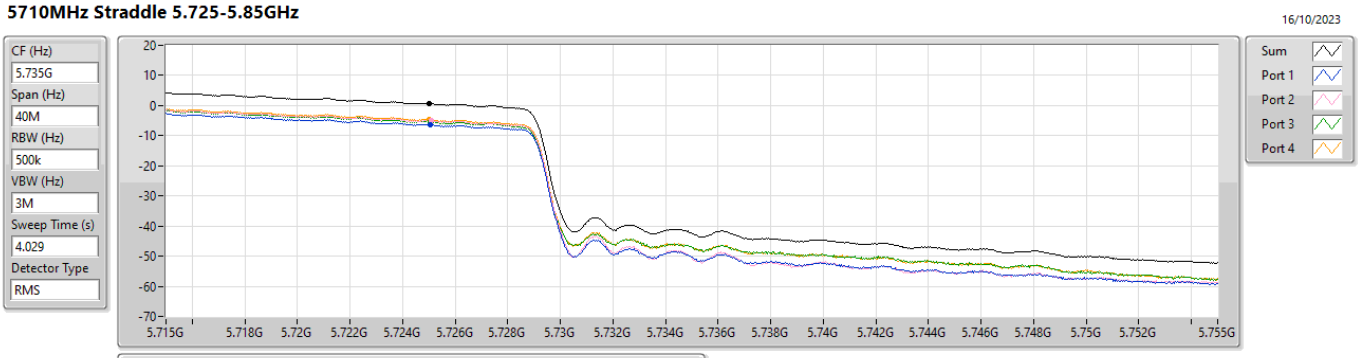

Sum	PD	Port 1	Port 2	Port 3	Port 4
(dBm/RBW)	(dBm/RBW)	(dBm/RBW)	(dBm/RBW)	(dBm/RBW)	(dBm/RBW)
0.73	0.73	-6.32	-5.03	-5.25	-4.55

5.725-5.85GHz_802.11ax HEW40_Nss1,(MCS0)_4TX **PSD**

5755MHz

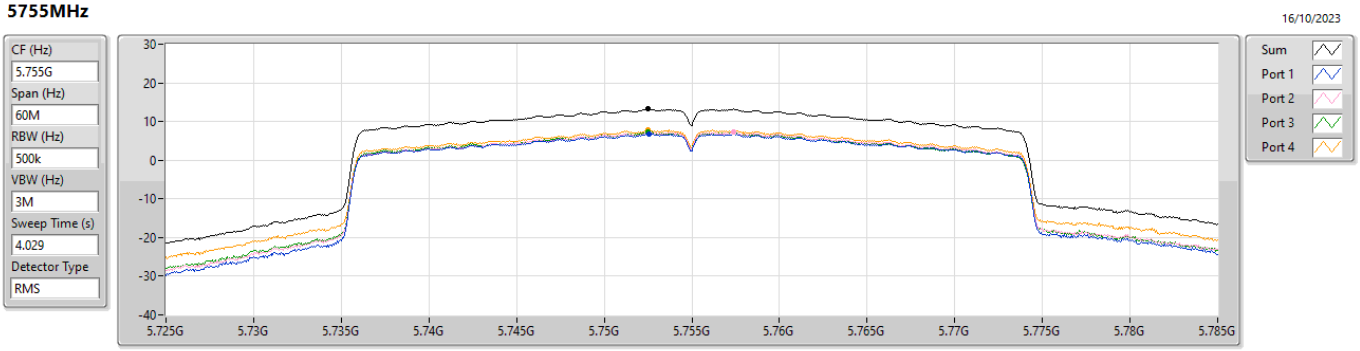

Sum	PD	Port 1	Port 2	Port 3	Port 4
(dBm/RBW)	(dBm/RBW)	(dBm/RBW)	(dBm/RBW)	(dBm/RBW)	(dBm/RBW)
13.28	13.28	6.89	7.21	7.33	7.78

5.725-5.85GHz_802.11ax HEW40_Nss1,(MCS0)_4TX **PSD**

5795MHz

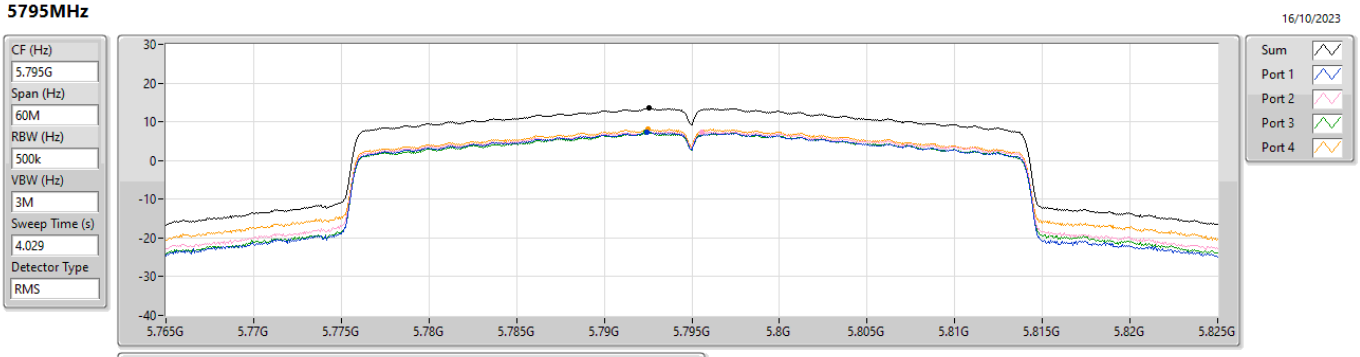

Sum	PD	Port 1	Port 2	Port 3	Port 4
(dBm/RBW)	(dBm/RBW)	(dBm/RBW)	(dBm/RBW)	(dBm/RBW)	(dBm/RBW)
13.50	13.50	7.33	7.42	7.24	8.04

5.15-5.25GHz_802.11ax HEW80_Nss1,(MCS0)_4TX **PSD**

5210MHz

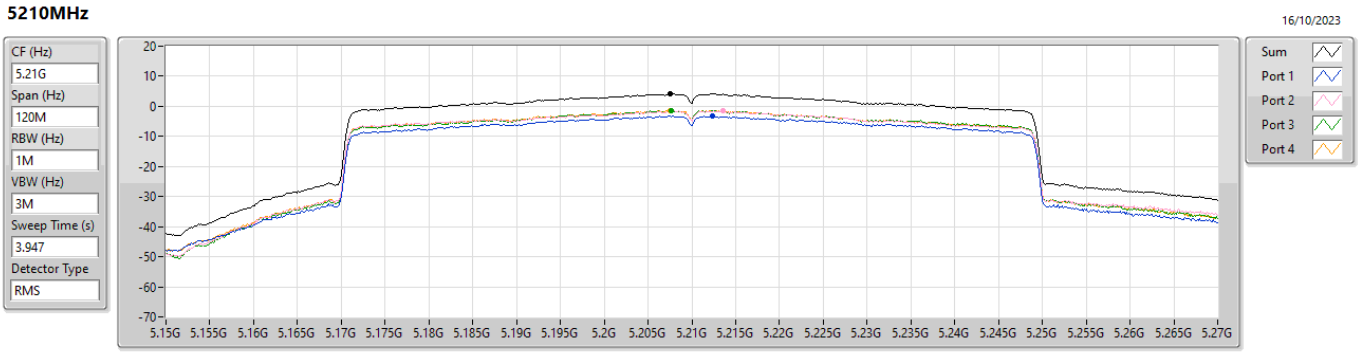

Sum	PD	Port 1	Port 2	Port 3	Port 4
(dBm/RBW)	(dBm/RBW)	(dBm/RBW)	(dBm/RBW)	(dBm/RBW)	(dBm/RBW)
4.13	4.13	-3.21	-1.46	-1.38	-1.28

5.25-5.35GHz_802.11ax HEW80_Nss1,(MCS0)_4TX **PSD**

5290MHz

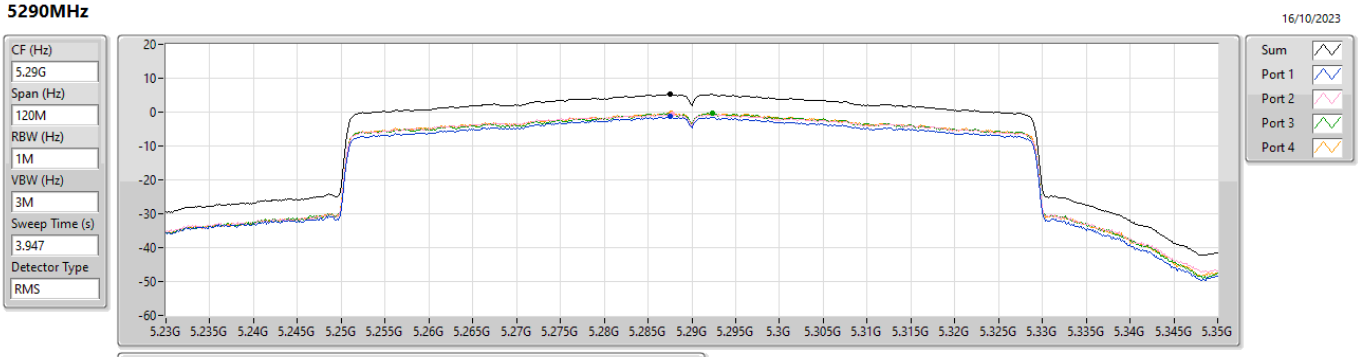

Sum	PD	Port 1	Port 2	Port 3	Port 4
(dBm/RBW)	(dBm/RBW)	(dBm/RBW)	(dBm/RBW)	(dBm/RBW)	(dBm/RBW)
5.30	5.30	-1.37	-0.55	-0.19	-0.38

5.47-5.725GHz_802.11ax HEW80_Nss1,(MCS0)_4TX **PSD**

5530MHz

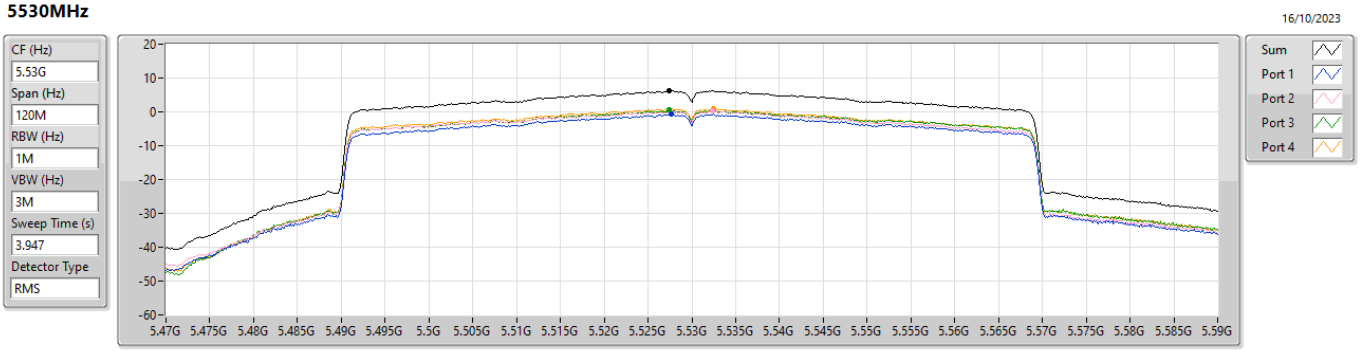

Sum	PD	Port 1	Port 2	Port 3	Port 4
(dBm/RBW)	(dBm/RBW)	(dBm/RBW)	(dBm/RBW)	(dBm/RBW)	(dBm/RBW)
6.25	6.25	-0.74	0.20	0.50	0.95

5.47-5.725GHz_802.11ax HEW80_Nss1,(MCS0)_4TX **PSD**

5610MHz

16/10/2023

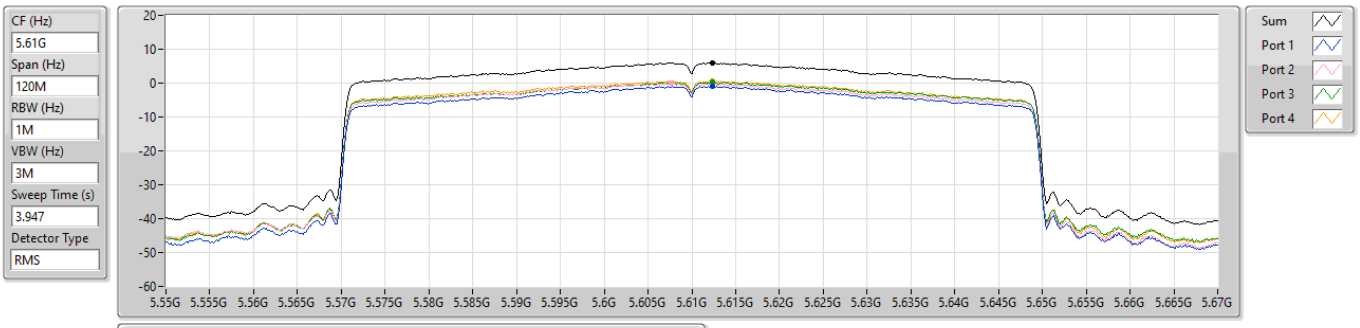

Sum	PD	Port 1	Port 2	Port 3	Port 4
(dBm/RBW)	(dBm/RBW)	(dBm/RBW)	(dBm/RBW)	(dBm/RBW)	(dBm/RBW)
6.02	6.02	-0.89	-0.03	0.25	0.69

5.47-5.725GHz_802.11ax HEW80_Nss1,(MCS0)_4TX **PSD**

5690MHz Straddle 5.47-5.725GHz

16/10/2023

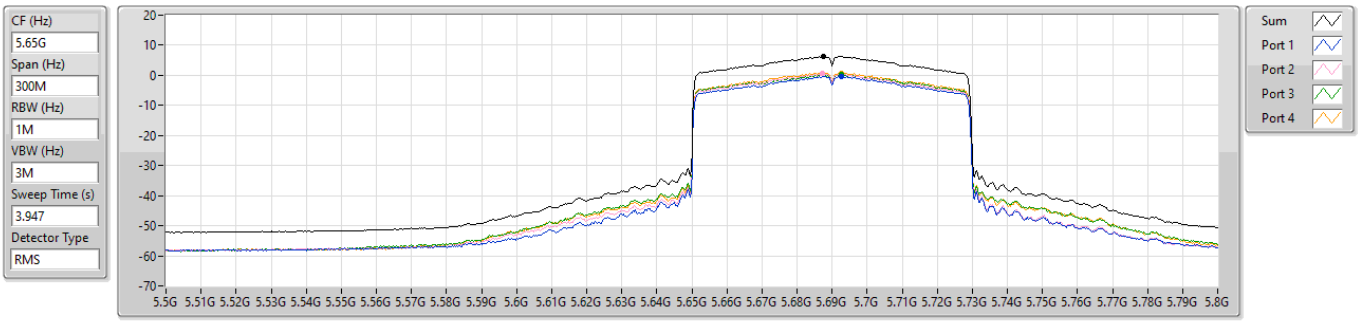

Sum	PD	Port 1	Port 2	Port 3	Port 4
(dBm/RBW)	(dBm/RBW)	(dBm/RBW)	(dBm/RBW)	(dBm/RBW)	(dBm/RBW)
6.32	6.32	-0.29	0.60	0.31	0.83

5.725-5.85GHz_802.11ax HEW80_Nss1,(MCS0)_4TX **PSD**

5690MHz Straddle 5.725-5.85GHz

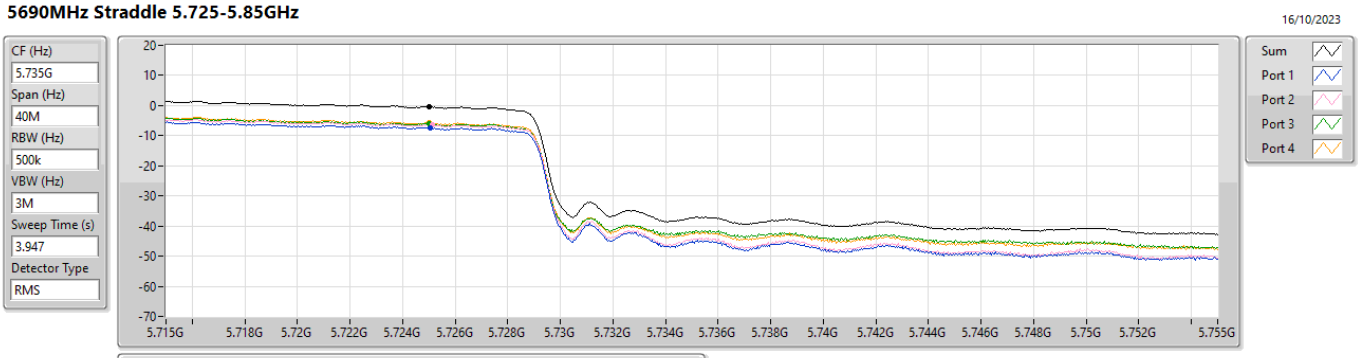

Sum	PD	Port 1	Port 2	Port 3	Port 4
(dBm/RBW)	(dBm/RBW)	(dBm/RBW)	(dBm/RBW)	(dBm/RBW)	(dBm/RBW)
-0.34	-0.34	-7.30	-6.36	-5.96	-5.79

5.725-5.85GHz_802.11ax HEW80_Nss1,(MCS0)_4TX **PSD**

5775MHz

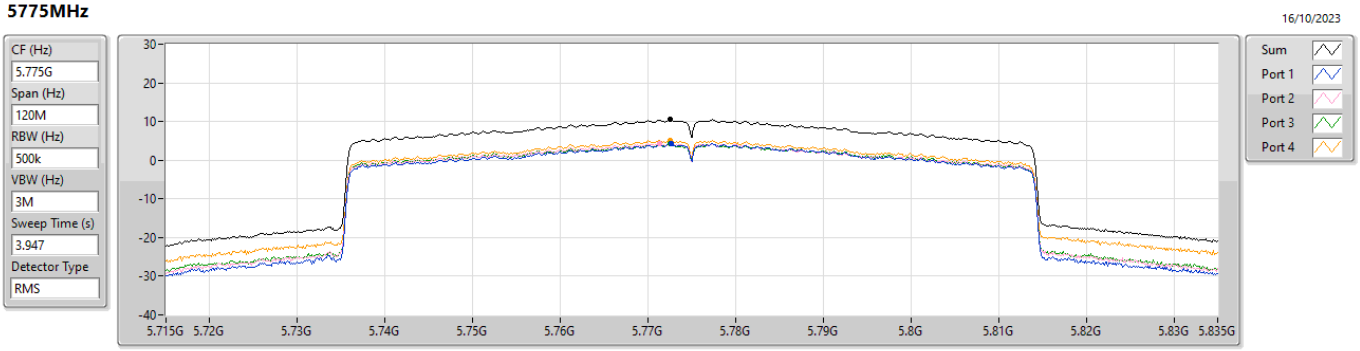

Sum	PD	Port 1	Port 2	Port 3	Port 4
(dBm/RBW)	(dBm/RBW)	(dBm/RBW)	(dBm/RBW)	(dBm/RBW)	(dBm/RBW)
10.52	10.52	4.23	4.38	4.38	5.15

5.15-5.25GHz_802.11ax HEW160_Nss1,(MCS0)_4TX **PSD**

5250MHz Straddle 5.15-5.25GHz

16/10/2023

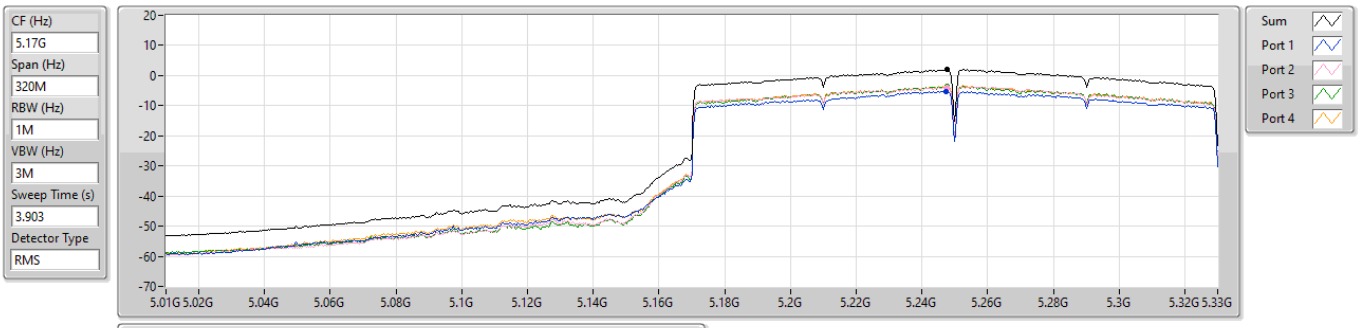

Sum	PD	Port 1	Port 2	Port 3	Port 4
(dBm/RBW)	(dBm/RBW)	(dBm/RBW)	(dBm/RBW)	(dBm/RBW)	(dBm/RBW)
2.01	2.01	-5.31	-3.92	-3.56	-3.44

5.25-5.35GHz_802.11ax HEW160_Nss1,(MCS0)_4TX **PSD**

5250MHz Straddle 5.25-5.35GHz

16/10/2023

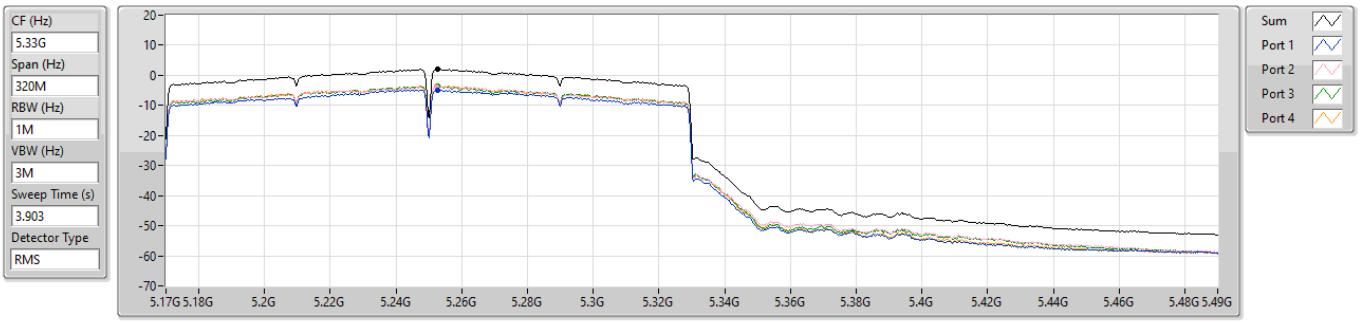

Sum	PD	Port 1	Port 2	Port 3	Port 4
(dBm/RBW)	(dBm/RBW)	(dBm/RBW)	(dBm/RBW)	(dBm/RBW)	(dBm/RBW)
2.07	2.07	-4.87	-3.75	-3.58	-3.47

5.47-5.725GHz_802.11ax HEW160_Nss1,(MCS0)_4TX **PSD**

5570MHz

16/10/2023

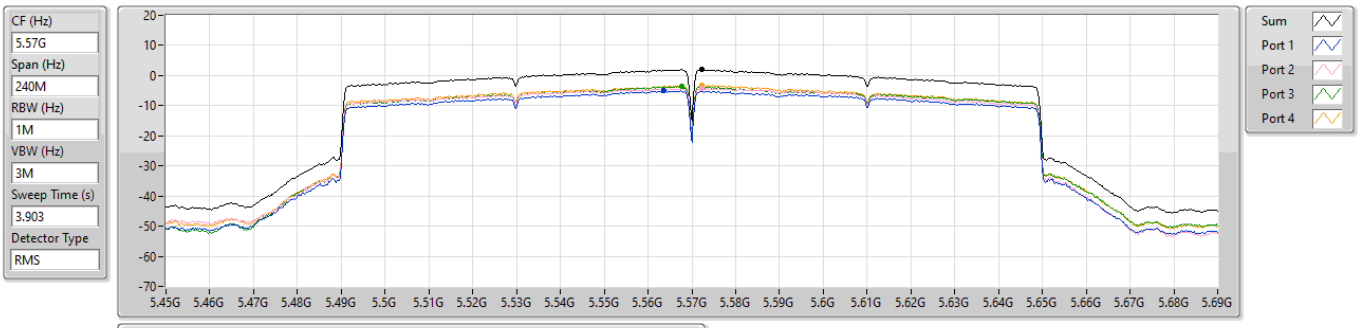

Sum	PD	Port 1	Port 2	Port 3	Port 4
(dBm/RBW)	(dBm/RBW)	(dBm/RBW)	(dBm/RBW)	(dBm/RBW)	(dBm/RBW)
2.02	2.02	-5.07	-4.10	-3.62	-3.20

Summary

Mode	Result	Type	Freq (Hz)	Level (dBuV/m)	Limit (dBuV/m)	Margin (dB)	Condition
Mode 1	Pass	QP	58.13M	36.96	40.00	-3.04	Vertical

Mode 1

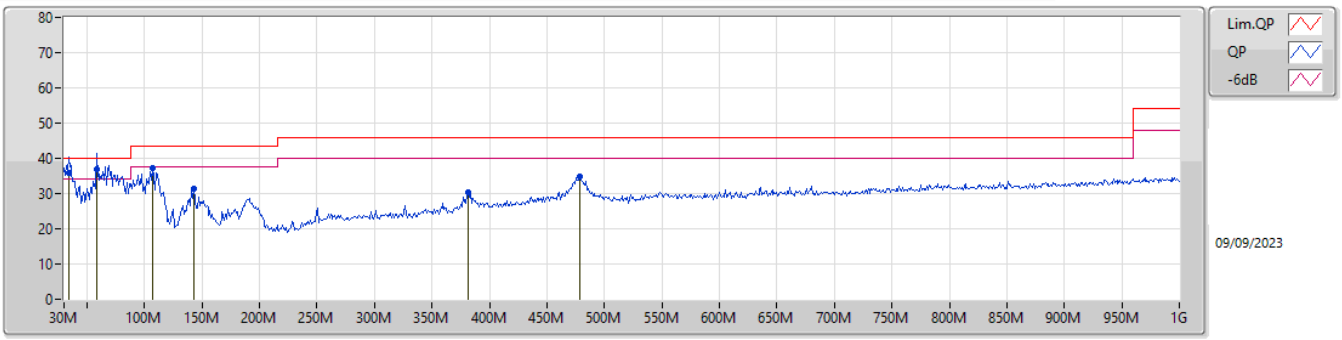

Type	Freq	Level	Limit	Margin	Factor	Dist	Condition	Azimuth	Height	Comment	Raw	AF	CL	PA
	(Hz)	(dBuV/m)	(dBuV/m)	(dB)	(dB/m)	(m)		(°)	(m)		(dBuV/m)	(dB/m)	(dB)	(dB)
QP	33.88M	35.86	40.00	-4.14	-8.37	3	Vertical	220	1.00	-	44.23	22.15	1.12	31.64
QP	58.13M	36.96	40.00	-3.04	-18.05	3	Vertical	1	1.00	"Worst"	55.01	12.45	1.40	31.90
PK	106.63M	37.21	43.50	-6.29	-12.41	3	Vertical	182	1.00	-	49.62	17.70	1.84	31.95
PK	142.52M	31.51	43.50	-11.99	-12.91	3	Vertical	194	1.00	-	44.42	16.97	2.10	31.98
PK	381.14M	30.23	46.00	-15.77	-7.77	3	Vertical	210	1.00	-	38.00	20.84	3.56	32.17
PK	479.11M	34.85	46.00	-11.15	-5.22	3	Vertical	360	1.00	-	40.07	23.09	3.99	32.30

Mode 1

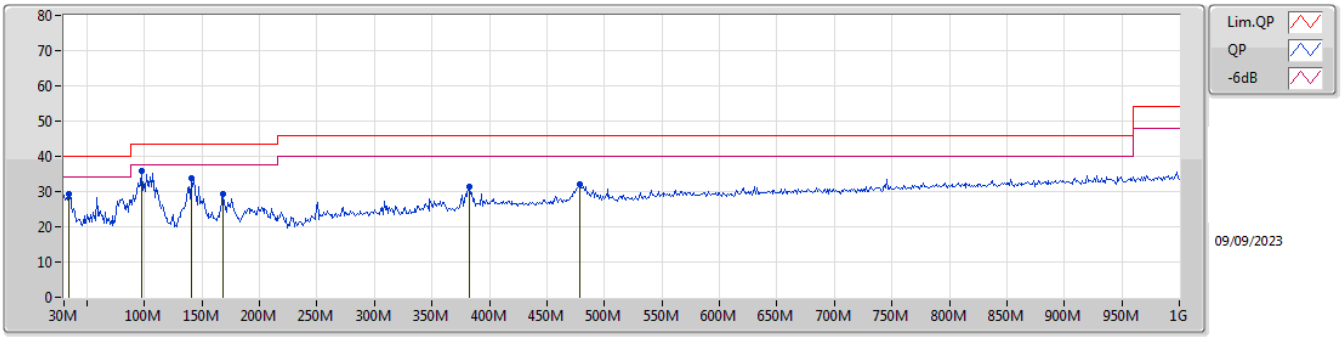

Type	Freq	Level	Limit	Margin	Factor	Dist	Condition	Azimuth	Height	Comment	Raw	AF	CL	PA
	(Hz)	(dBuV/m)	(dBuV/m)	(dB)	(dB/m)	(m)		(°)	(m)		(dBuV/m)	(dB/m)	(dB)	(dB)
PK	33.88M	29.37	40.00	-10.63	-8.37	3	Horizontal	244	1.50	-	37.74	22.15	1.12	31.64
PK	97.9M	35.93	43.50	-7.57	-13.81	3	Horizontal	257	3.00	"Worst"	49.74	16.39	1.77	31.97
PK	140.58M	33.76	43.50	-9.74	-12.80	3	Horizontal	267	2.00	-	46.56	17.09	2.08	31.97
PK	168.71M	29.16	43.50	-14.34	-14.09	3	Horizontal	77	2.00	-	43.25	15.65	2.29	32.03
PK	382.11M	31.37	46.00	-14.63	-7.73	3	Horizontal	144	1.00	-	39.10	20.88	3.56	32.17
PK	479.11M	32.07	46.00	-13.93	-5.22	3	Horizontal	288	1.50	-	37.29	23.09	3.99	32.30

Summary

Mode	Result	Type	Freq (Hz)	Level (dBuV/m)	Limit (dBuV/m)	Margin (dB)	Dist (m)	Condition	Azimuth (°)	Height (m)
5.15-5.25GHz	-	-	-	-	-	-	-	-	-	-
802.11ax HEW80_Nss1,(MCS0)_4TX	Pass	AV	5.15G	53.99	54.00	-0.01	3	Vertical	67	1.98

5.15-5.25GHz_802.11a_Nss1,(6Mbps)_4TX

5180MHz_TX

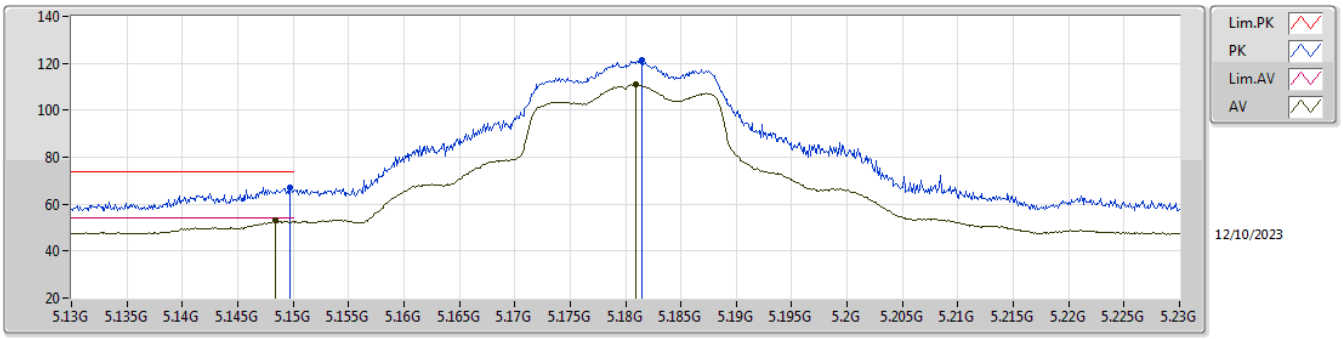

EUT Y_4TX
Setting 19.5
06-D-G-4-10

Type	Freq	Level	Limit	Margin	Raw	Dist	Condition	Azimuth	Height	Comment	AF	CL	PA
	(Hz)	(dBuV/m)	(dBuV/m)	(dB)	(dBuV)	(m)		(°)	(m)		(dB)	(dB)	(dB)
PK	5.1497G	67.31	74.00	-6.69	59.66	3	Vertical	99	1.68	-	32.10	6.91	31.36
AV	5.1484G	52.90	54.00	-1.10	45.25	3	Vertical	99	1.68	-	32.10	6.91	31.36
PK	5.1815G	121.21	Inf	-Inf	113.75	3	Vertical	99	1.68	-	31.91	6.93	31.38
AV	5.1809G	110.96	Inf	-Inf	103.50	3	Vertical	99	1.68	-	31.91	6.93	31.38

5.15-5.25GHz_802.11a_Nss1,(6Mbps)_4TX

5180MHz_TX

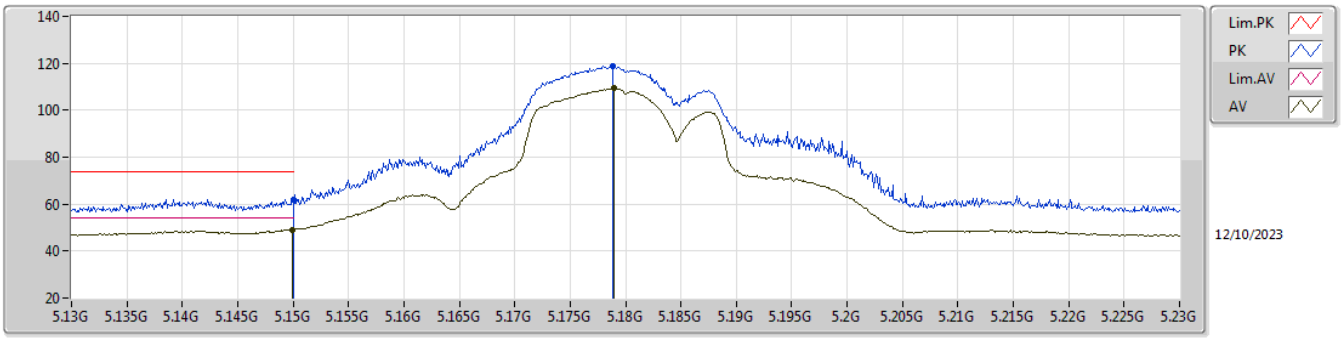

EUT Y_4TX
Setting 19.5
06-D-G-4-10

Type	Freq	Level	Limit	Margin	Raw	Dist	Condition	Azimuth	Height	Comment	AF	CL	PA
	(Hz)	(dBuV/m)	(dBuV/m)	(dB)	(dBuV)	(m)		(°)	(m)		(dB)	(dB)	(dB)
PK	5.15G	62.07	74.00	-11.93	54.41	3	Horizontal	86	1.47	-	32.10	6.92	31.36
AV	5.1499G	49.11	54.00	-4.89	41.46	3	Horizontal	86	1.47	-	32.10	6.91	31.36
PK	5.1788G	118.64	Inf	-Inf	111.16	3	Horizontal	86	1.47	-	31.93	6.93	31.38
AV	5.179G	109.44	Inf	-Inf	101.96	3	Horizontal	86	1.47	-	31.93	6.93	31.38

5.15-5.25GHz_802.11a_Nss1,(6Mbps)_4TX

5180MHz_TX

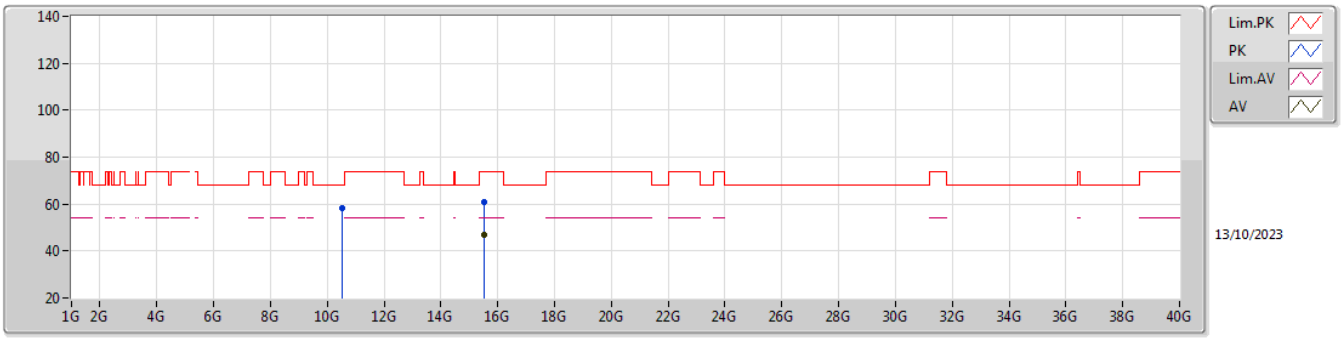

EUT Y_4TX
Setting 19.5
06-D-J-8

Type	Freq	Level	Limit	Margin	Raw	Dist	Condition	Azimuth	Height	Comment	AF	CL	PA
	(Hz)	(dBuV/m)	(dBuV/m)	(dB)	(dBuV)	(m)		(°)	(m)		(dB)	(dB)	(dB)
PK	10.533G	58.34	68.20	-9.86	40.70	3	Vertical	76	2.05	-	40.10	10.11	32.57
PK	15.53652G	60.70	74.00	-13.30	42.15	3	Vertical	140	1.80	-	38.93	12.45	32.83
AV	15.52743G	47.15	54.00	-6.85	28.58	3	Vertical	140	1.80	-	38.95	12.45	32.83

5.15-5.25GHz_802.11a_Nss1,(6Mbps)_4TX

5180MHz_TX

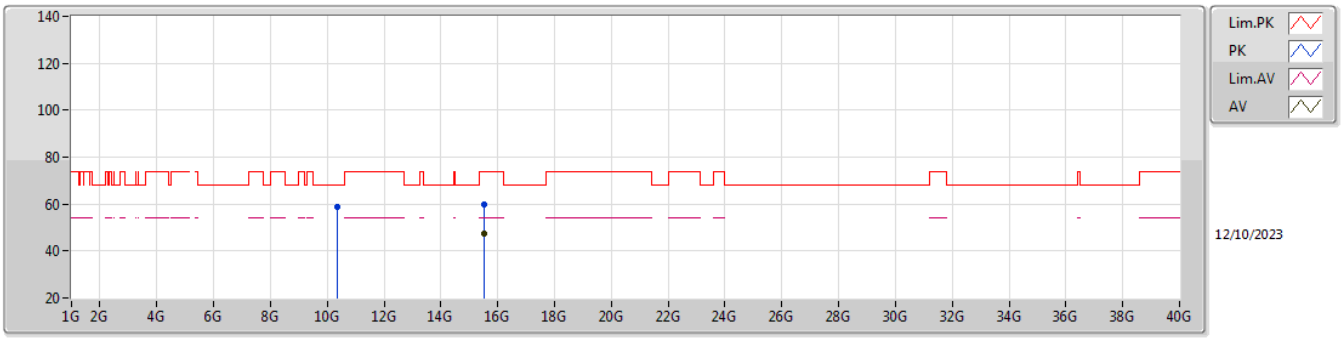

EUT Y_4TX
Setting 19.5
06-D-J-8

Type	Freq	Level	Limit	Margin	Raw	Dist	Condition	Azimuth	Height	Comment	AF	CL	PA
	(Hz)	(dBuV/m)	(dBuV/m)	(dB)	(dBuV)	(m)		(°)	(m)		(dB)	(dB)	(dB)
PK	10.35586G	58.92	68.20	-9.28	41.48	3	Horizontal	157	1.51	-	40.01	10.03	32.60
PK	15.53658G	59.58	74.00	-14.42	41.03	3	Horizontal	111	2.14	-	38.93	12.45	32.83
AV	15.52746G	47.35	54.00	-6.65	28.78	3	Horizontal	111	2.14	-	38.95	12.45	32.83

5.15-5.25GHz_802.11a_Nss1,(6Mbps)_4TX

5200MHz_TX

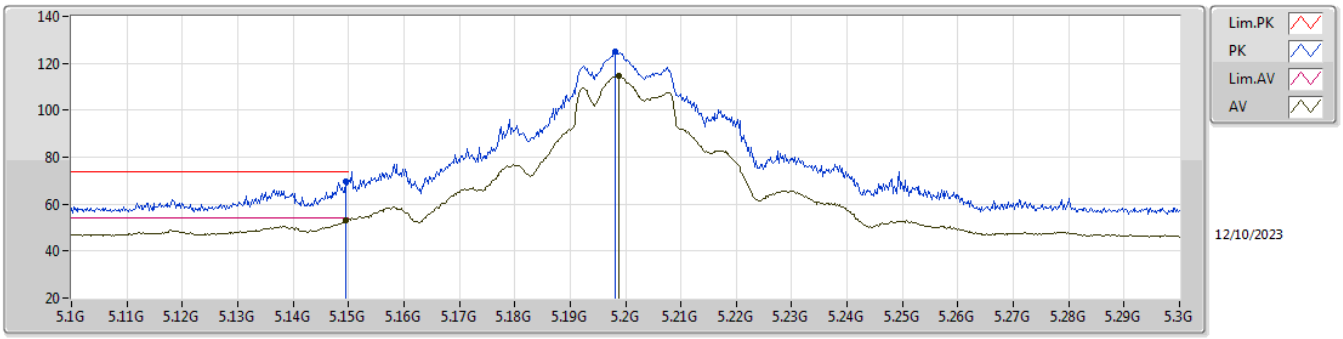

EUT Y_4TX
Setting 23
06-D-G-4-10

Type	Freq	Level	Limit	Margin	Raw	Dist	Condition	Azimuth	Height	Comment	AF	CL	PA
	(Hz)	(dBuV/m)	(dBuV/m)	(dB)	(dBuV)	(m)		(°)	(m)		(dB)	(dB)	(dB)
PK	5.1494G	69.64	74.00	-4.36	61.99	3	Vertical	66	2.09	-	32.10	6.91	31.36
AV	5.1494G	53.29	54.00	-0.71	45.64	3	Vertical	66	2.09	-	32.10	6.91	31.36
PK	5.1982G	124.75	Inf	-Inf	117.39	3	Vertical	66	2.09	-	31.81	6.94	31.39
AV	5.1988G	114.77	Inf	-Inf	107.41	3	Vertical	66	2.09	-	31.81	6.94	31.39

5.15-5.25GHz_802.11a_Nss1,(6Mbps)_4TX

5200MHz_TX

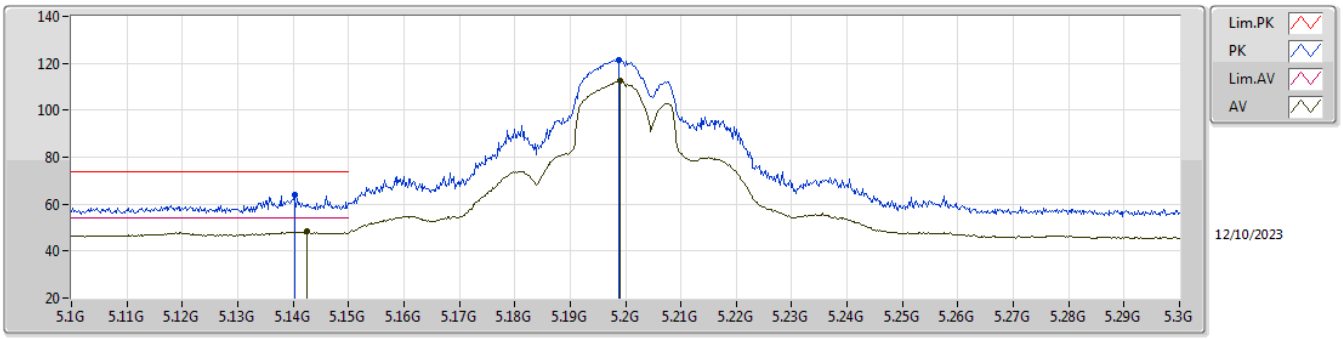

EUT Y_4TX
Setting 23
06-D-G-4-10

Type	Freq	Level	Limit	Margin	Raw	Dist	Condition	Azimuth	Height	Comment	AF	CL	PA
	(Hz)	(dBuV/m)	(dBuV/m)	(dB)	(dBuV)	(m)		(°)	(m)		(dB)	(dB)	(dB)
PK	5.1402G	63.75	74.00	-10.25	56.10	3	Horizontal	86	1.33	-	32.10	6.91	31.36
AV	5.1424G	48.35	54.00	-5.65	40.70	3	Horizontal	86	1.33	-	32.10	6.91	31.36
PK	5.1988G	121.59	Inf	-Inf	114.23	3	Horizontal	86	1.33	-	31.81	6.94	31.39
AV	5.199G	112.42	Inf	-Inf	105.06	3	Horizontal	86	1.33	-	31.81	6.94	31.39

5.15-5.25GHz_802.11a_Nss1,(6Mbps)_4TX

5200MHz_TX

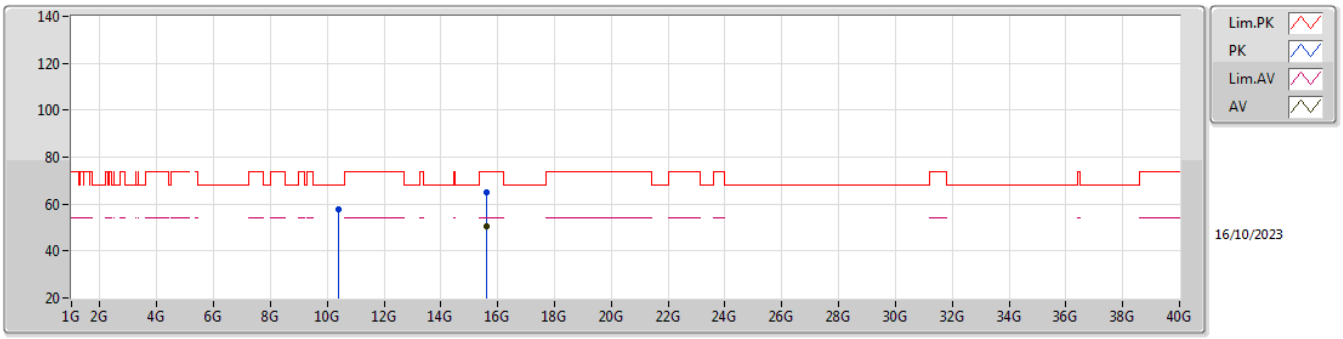

EUT Y_4TX
Setting 23
05-M-A-4

Type	Freq	Level	Limit	Margin	Raw	Dist	Condition	Azimuth	Height	Comment	AF	CL	PA
	(Hz)	(dBuV/m)	(dBuV/m)	(dB)	(dBuV)	(m)		(°)	(m)		(dB)	(dB)	(dB)
PK	10.39607G	57.74	68.20	-10.46	42.26	3	Vertical	84	2.36	-	38.79	10.36	33.67
PK	15.60021G	64.93	74.00	-9.07	48.07	3	Vertical	278	1.80	-	38.00	12.30	33.44
AV	15.59952G	50.47	54.00	-3.53	33.61	3	Vertical	278	1.80	-	38.00	12.30	33.44

5.725-5.85GHz_802.11a_Nss1,(6Mbps)_4TX

5745MHz_TX

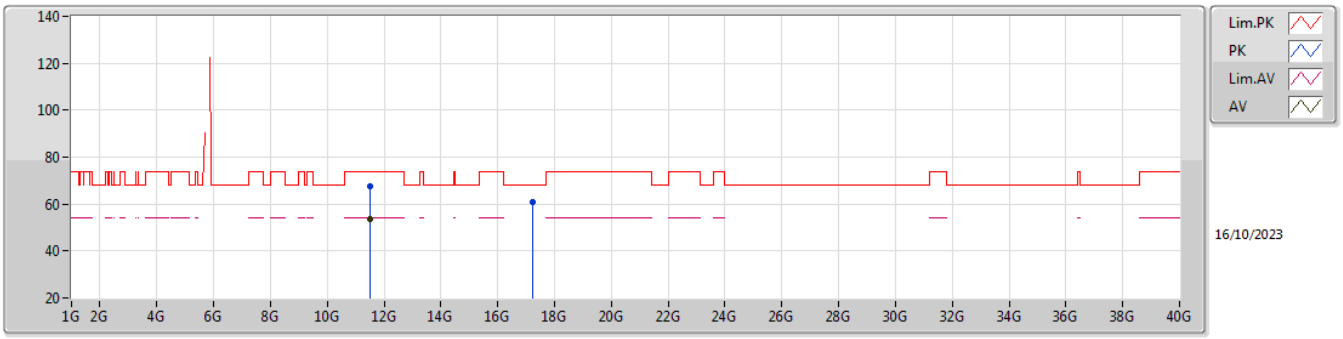

EUT Y_4TX
Setting 19
05-M-J-8

Type	Freq	Level	Limit	Margin	Raw	Dist	Condition	Azimuth	Height	Comment	AF	CL	PA
	(Hz)	(dBuV/m)	(dBuV/m)	(dB)	(dBuV)	(m)		(°)	(m)		(dB)	(dB)	(dB)
PK	11.48695G	67.84	74.00	-6.16	50.97	3	Vertical	125	1.24	-	39.05	10.84	33.02
AV	11.48755G	53.58	54.00	-0.42	36.71	3	Vertical	125	1.24	-	39.05	10.84	33.02
PK	17.226G	60.87	68.20	-7.33	42.25	3	Vertical	267	2.76	-	38.60	13.00	32.98

5.15-5.25GHz_802.11a_Nss1,(6Mbps)_4TX

5240MHz_TX

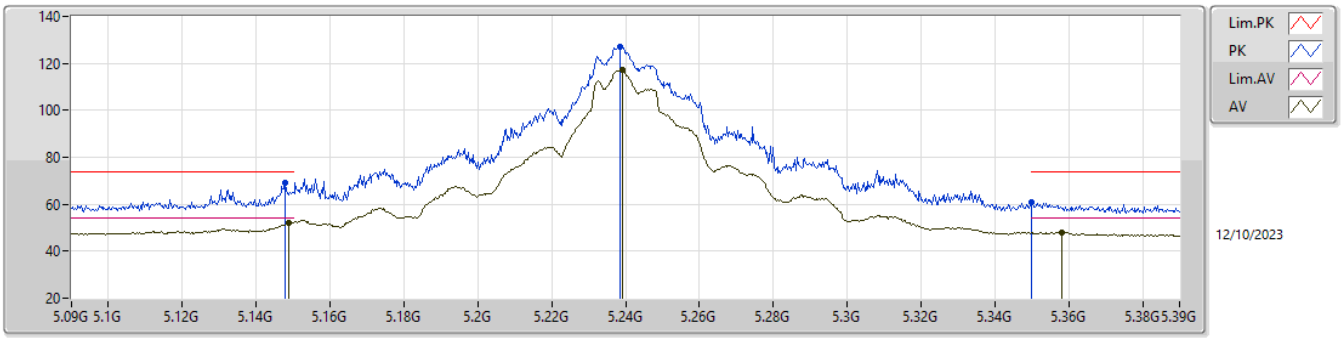

EUT Y_4TX
Setting 24.5
06-D-G-4-10

Type	Freq	Level	Limit	Margin	Raw	Dist	Condition	Azimuth	Height	Comment	AF	CL	PA
	(Hz)	(dBuV/m)	(dBuV/m)	(dB)	(dBuV)	(m)		(°)	(m)		(dB)	(dB)	(dB)
PK	5.1479G	69.29	74.00	-4.71	61.64	3	Vertical	64	2.09	-	32.10	6.91	31.36
AV	5.1488G	52.01	54.00	-1.99	44.36	3	Vertical	64	2.09	-	32.10	6.91	31.36
PK	5.2385G	127.18	Inf	-Inf	119.97	3	Vertical	64	2.09	-	31.65	6.97	31.41
AV	5.2391G	117.38	Inf	-Inf	110.18	3	Vertical	64	2.09	-	31.64	6.97	31.41
PK	5.35G	60.79	74.00	-13.21	53.71	3	Vertical	64	2.09	-	31.50	7.05	31.47
AV	5.3582G	48.18	54.00	-5.82	41.07	3	Vertical	64	2.09	-	31.52	7.06	31.47

5.15-5.25GHz_802.11a_Nss1,(6Mbps)_4TX

5240MHz_TX

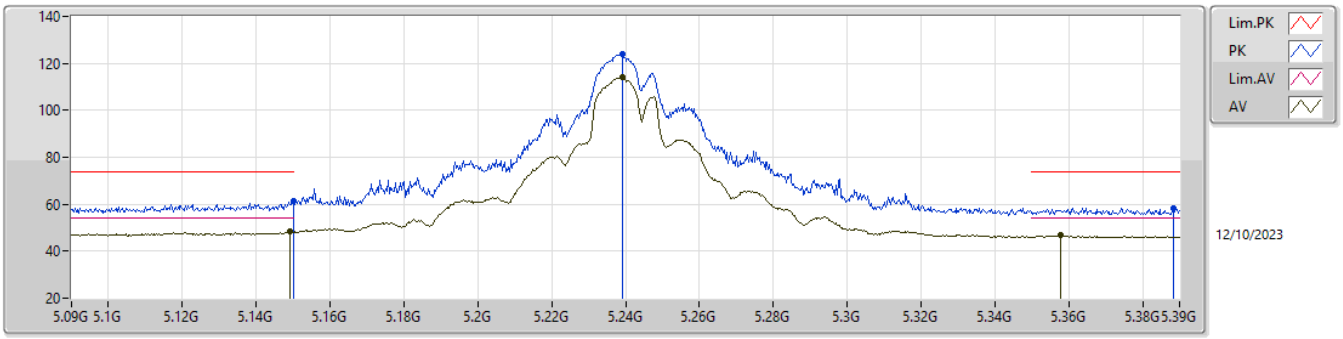

EUT Y_4TX
Setting 24.5
06-D-G-4-10

Type	Freq	Level	Limit	Margin	Raw	Dist	Condition	Azimuth	Height	Comment	AF	CL	PA
	(Hz)	(dBuV/m)	(dBuV/m)	(dB)	(dBuV)	(m)		(°)	(m)		(dB)	(dB)	(dB)
PK	5.15G	61.55	74.00	-12.45	53.89	3	Horizontal	86	1.33	-	32.10	6.92	31.36
AV	5.1491G	48.32	54.00	-5.68	40.67	3	Horizontal	86	1.33	-	32.10	6.91	31.36
PK	5.2391G	123.87	Inf	-Inf	116.67	3	Horizontal	86	1.33	-	31.64	6.97	31.41
AV	5.2391G	114.37	Inf	-Inf	107.17	3	Horizontal	86	1.33	-	31.64	6.97	31.41
PK	5.3885G	58.43	74.00	-15.57	51.26	3	Horizontal	86	1.33	-	31.58	7.08	31.49
AV	5.3579G	46.99	54.00	-7.01	39.88	3	Horizontal	86	1.33	-	31.52	7.06	31.47

5.15-5.25GHz_802.11a_Nss1,(6Mbps)_4TX

5240MHz_TX

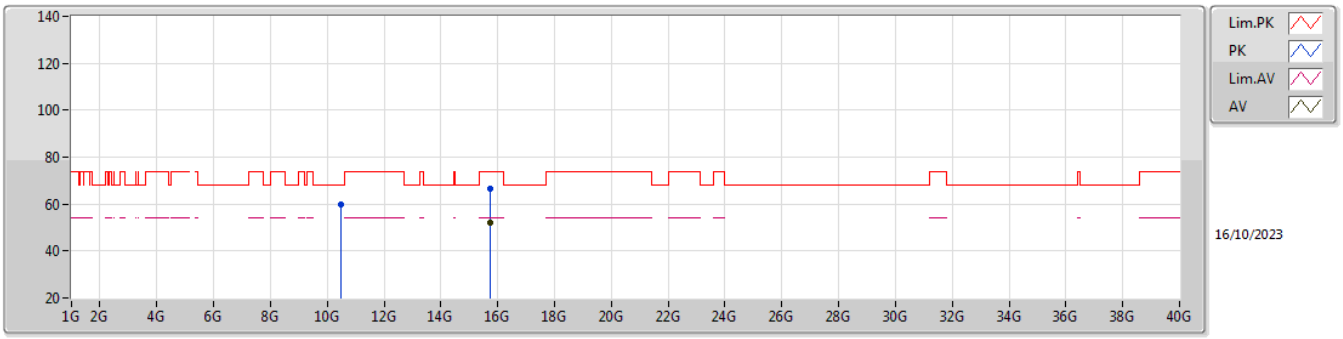

EUT Y_4TX
Setting 24.5
05-M-A-4

Type	Freq	Level	Limit	Margin	Raw	Dist	Condition	Azimuth	Height	Comment	AF	CL	PA
	(Hz)	(dBuV/m)	(dBuV/m)	(dB)	(dBuV)	(m)		(°)	(m)		(dB)	(dB)	(dB)
PK	10.4782G	59.95	68.20	-8.25	44.56	3	Vertical	53	1.80	-	38.80	10.40	33.81
PK	15.71967G	66.43	74.00	-7.57	49.61	3	Vertical	92	1.80	-	37.74	12.34	33.26
AV	15.71958G	52.29	54.00	-1.71	35.47	3	Vertical	92	1.80	-	37.74	12.34	33.26

5.15-5.25GHz_802.11a_Nss1,(6Mbps)_4TX

5240MHz_TX

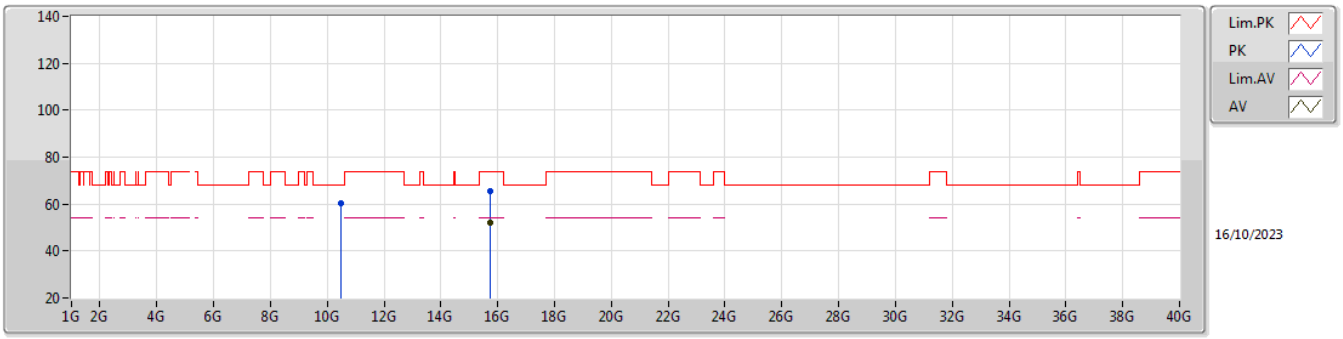

EUT Y_4TX
Setting 24.5
05-M-A-4

Type	Freq	Level	Limit	Margin	Raw	Dist	Condition	Azimuth	Height	Comment	AF	CL	PA
	(Hz)	(dBuV/m)	(dBuV/m)	(dB)	(dBuV)	(m)		(°)	(m)		(dB)	(dB)	(dB)
PK	10.47916G	60.19	68.20	-8.01	44.80	3	Horizontal	290	1.80	-	38.80	10.40	33.81
PK	15.71943G	65.48	74.00	-8.52	48.66	3	Horizontal	233	2.55	-	37.74	12.34	33.26
AV	15.7185G	51.84	54.00	-2.16	35.02	3	Horizontal	233	2.55	-	37.74	12.34	33.26

5.25-5.35GHz_802.11a_Nss1,(6Mbps)_4TX

5260MHz_TX

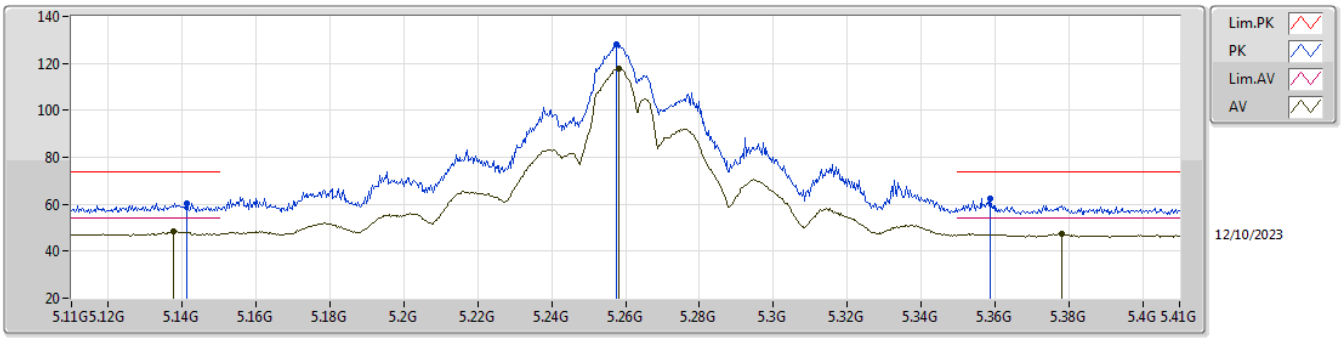

EUT Y_4TX
Setting 24.5
06-D-G-4-10

Type	Freq	Level	Limit	Margin	Raw	Dist	Condition	Azimuth	Height	Comment	AF	CL	PA
	(Hz)	(dBuV/m)	(dBuV/m)	(dB)	(dBuV)	(m)		(°)	(m)		(dB)	(dB)	(dB)
PK	5.1412G	60.50	74.00	-13.50	52.85	3	Vertical	98	1.26	-	32.10	6.91	31.36
AV	5.1376G	48.59	54.00	-5.41	40.93	3	Vertical	98	1.26	-	32.10	6.91	31.35
PK	5.2576G	128.05	Inf	-Inf	120.91	3	Vertical	98	1.26	-	31.58	6.98	31.42
AV	5.2582G	117.69	Inf	-Inf	110.55	3	Vertical	98	1.26	-	31.58	6.98	31.42
PK	5.3587G	62.36	74.00	-11.64	55.25	3	Vertical	98	1.26	-	31.52	7.06	31.47
AV	5.3782G	47.49	54.00	-6.51	40.34	3	Vertical	98	1.26	-	31.56	7.07	31.48

5.25-5.35GHz_802.11a_Nss1,(6Mbps)_4TX

5260MHz_TX

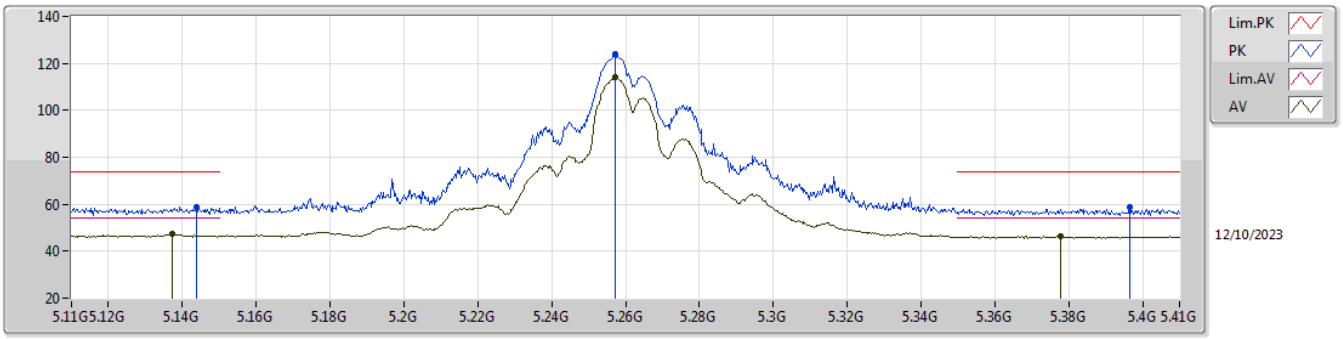

EUT Y_4TX
Setting 24.5
06-D-G-4-10

Type	Freq	Level	Limit	Margin	Raw	Dist	Condition	Azimuth	Height	Comment	AF	CL	PA
	(Hz)	(dBuV/m)	(dBuV/m)	(dB)	(dBuV)	(m)		(°)	(m)		(dB)	(dB)	(dB)
PK	5.1439G	58.63	74.00	-15.37	50.98	3	Horizontal	112	2.08	-	32.10	6.91	31.36
AV	5.1373G	47.40	54.00	-6.60	39.74	3	Horizontal	112	2.08	-	32.10	6.91	31.35
PK	5.2573G	123.88	Inf	-Inf	116.73	3	Horizontal	112	2.08	-	31.59	6.98	31.42
AV	5.2573G	114.07	Inf	-Inf	106.92	3	Horizontal	112	2.08	-	31.59	6.98	31.42
PK	5.3965G	58.69	74.00	-15.31	51.50	3	Horizontal	112	2.08	-	31.59	7.09	31.49
AV	5.3779G	46.55	54.00	-7.45	39.40	3	Horizontal	112	2.08	-	31.56	7.07	31.48

5.25-5.35GHz_802.11a_Nss1,(6Mbps)_4TX

5260MHz_TX

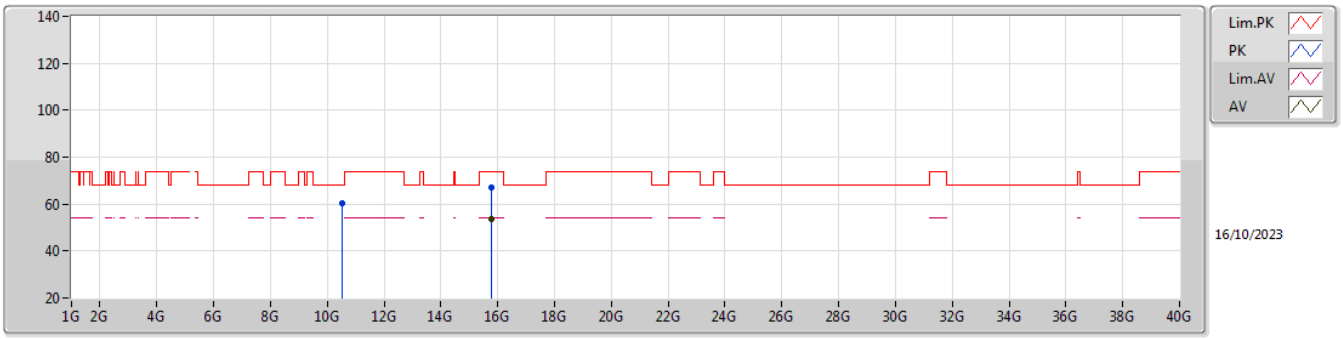

EUT Y_4TX
Setting 24
05-M-A-4

Type	Freq	Level	Limit	Margin	Raw	Dist	Condition	Azimuth	Height	Comment	AF	CL	PA
	(Hz)	(dBuV/m)	(dBuV/m)	(dB)	(dBuV)	(m)		(°)	(m)		(dB)	(dB)	(dB)
PK	10.51595G	60.57	68.20	-7.63	45.19	3	Vertical	51	3.00	-	38.80	10.42	33.84
PK	15.77433G	67.32	74.00	-6.68	50.34	3	Vertical	50	2.17	-	37.80	12.35	33.17
AV	15.77493G	53.58	54.00	-0.42	36.60	3	Vertical	50	2.17	-	37.80	12.35	33.17

5.25-5.35GHz_802.11a_Nss1,(6Mbps)_4TX

5260MHz_TX

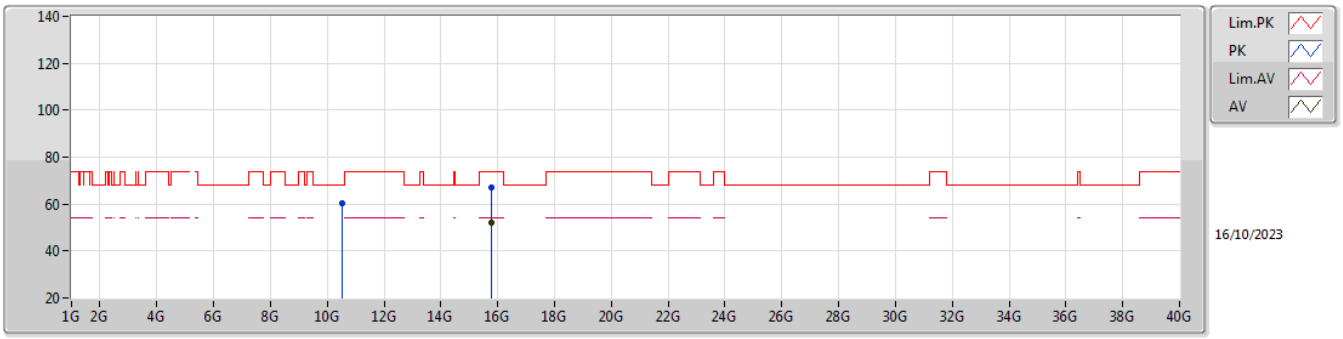

EUT Y_4TX
Setting 24
05-M-A-4

Type	Freq	Level	Limit	Margin	Raw	Dist	Condition	Azimuth	Height	Comment	AF	CL	PA
	(Hz)	(dBuV/m)	(dBuV/m)	(dB)	(dBuV)	(m)		(°)	(m)		(dB)	(dB)	(dB)
PK	10.52513G	60.14	68.20	-8.06	44.75	3	Horizontal	230	2.62	-	38.80	10.42	33.83
PK	15.77592G	66.98	74.00	-7.02	50.00	3	Horizontal	232	1.80	-	37.80	12.35	33.17
AV	15.77706G	52.19	54.00	-1.81	35.20	3	Horizontal	232	1.80	-	37.80	12.36	33.17

5.25-5.35GHz_802.11a_Nss1,(6Mbps)_4TX

5300MHz_TX

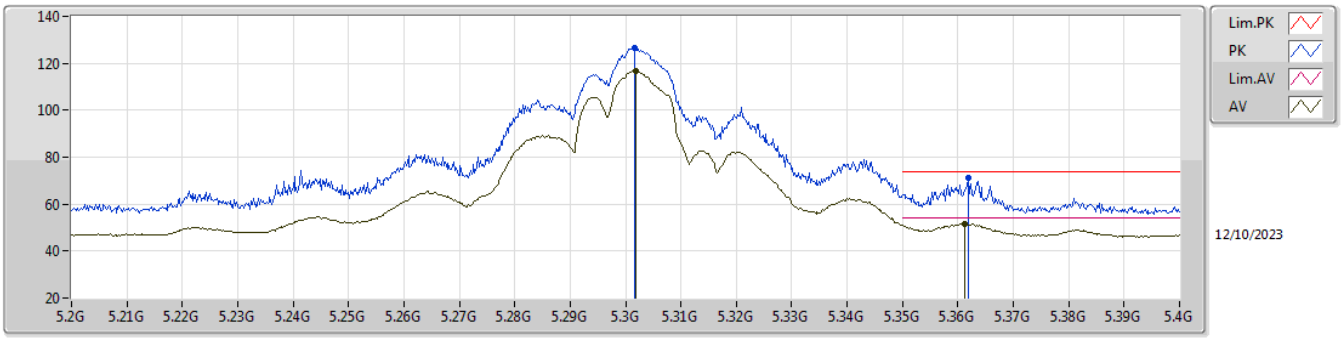

EUT Y_4TX
Setting 24
06-D-G-4-10

Type	Freq	Level	Limit	Margin	Raw	Dist	Condition	Azimuth	Height	Comment	AF	CL	PA
	(Hz)	(dBuV/m)	(dBuV/m)	(dB)	(dBuV)	(m)		(°)	(m)		(dB)	(dB)	(dB)
PK	5.3016G	126.61	Inf	-Inf	119.53	3	Vertical	67	1.71	-	31.50	7.02	31.44
AV	5.3018G	116.88	Inf	-Inf	109.80	3	Vertical	67	1.71	-	31.50	7.02	31.44
PK	5.3618G	71.29	74.00	-2.71	64.19	3	Vertical	67	1.71	-	31.52	7.06	31.48
AV	5.3612G	51.62	54.00	-2.38	44.52	3	Vertical	67	1.71	-	31.52	7.06	31.48

5.25-5.35GHz_802.11a_Nss1,(6Mbps)_4TX

5300MHz_TX

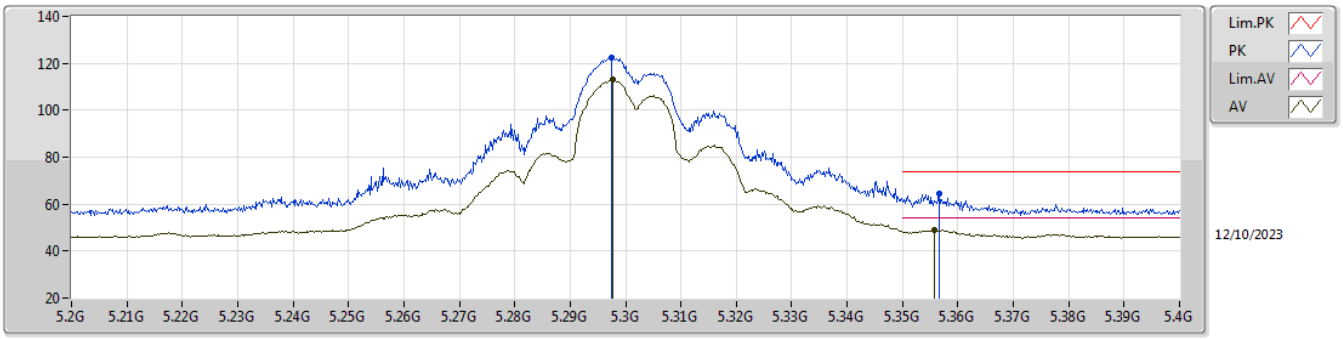

EUT Y_4TX
Setting 24
06-D-G-4-10

Type	Freq	Level	Limit	Margin	Raw	Dist	Condition	Azimuth	Height	Comment	AF	CL	PA
	(Hz)	(dBuV/m)	(dBuV/m)	(dB)	(dBuV)	(m)		(°)	(m)		(dB)	(dB)	(dB)
PK	5.2974G	122.52	Inf	-Inf	115.44	3	Horizontal	111	2.18	-	31.51	7.01	31.44
AV	5.2978G	112.99	Inf	-Inf	105.92	3	Horizontal	111	2.18	-	31.50	7.01	31.44
PK	5.3566G	64.41	74.00	-9.59	57.31	3	Horizontal	111	2.18	-	31.51	7.06	31.47
AV	5.3558G	48.83	54.00	-5.17	41.73	3	Horizontal	111	2.18	-	31.51	7.06	31.47

5.25-5.35GHz_802.11a_Nss1,(6Mbps)_4TX

5300MHz_TX

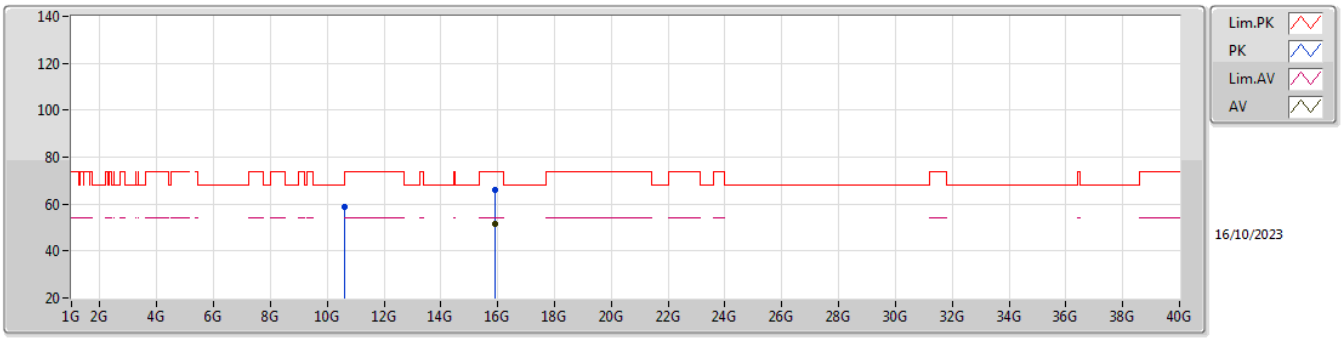

EUT Y_4TX
Setting 24
05-M-A-4

Type	Freq	Level	Limit	Margin	Raw	Dist	Condition	Azimuth	Height	Comment	AF	CL	PA
	(Hz)	(dBuV/m)	(dBuV/m)	(dB)	(dBuV)	(m)		(°)	(m)		(dB)	(dB)	(dB)
PK	10.60372G	58.56	74.00	-15.44	42.96	3	Vertical	262	2.03	-	38.91	10.46	33.77
PK	15.8979G	65.83	74.00	-8.17	48.82	3	Vertical	30	1.89	-	37.60	12.40	32.99
AV	15.89754G	51.72	54.00	-2.28	34.71	3	Vertical	30	1.89	-	37.60	12.40	32.99

5.25-5.35GHz_802.11a_Nss1,(6Mbps)_4TX

5300MHz_TX

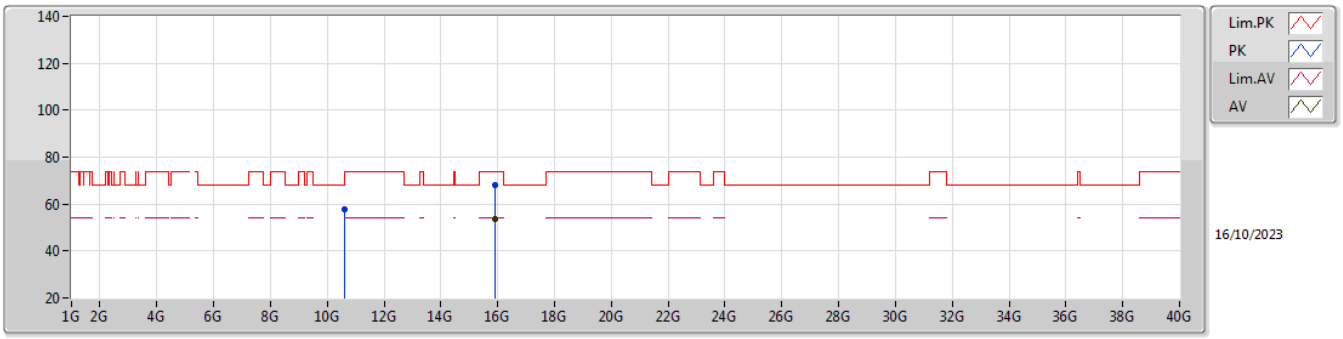

EUT Y_4TX
Setting 24
05-M-A-4

Type	Freq	Level	Limit	Margin	Raw	Dist	Condition	Azimuth	Height	Comment	AF	CL	PA
	(Hz)	(dBuV/m)	(dBuV/m)	(dB)	(dBuV)	(m)		(°)	(m)		(dB)	(dB)	(dB)
PK	10.59784G	57.70	68.20	-10.50	42.12	3	Horizontal	73	1.54	-	38.90	10.45	33.77
PK	15.89874G	68.20	74.00	-5.80	51.18	3	Horizontal	119	1.80	-	37.60	12.40	32.98
AV	15.89928G	53.37	54.00	-0.63	36.35	3	Horizontal	119	1.80	-	37.60	12.40	32.98

5.25-5.35GHz_802.11a_Nss1,(6Mbps)_4TX

5320MHz_TX

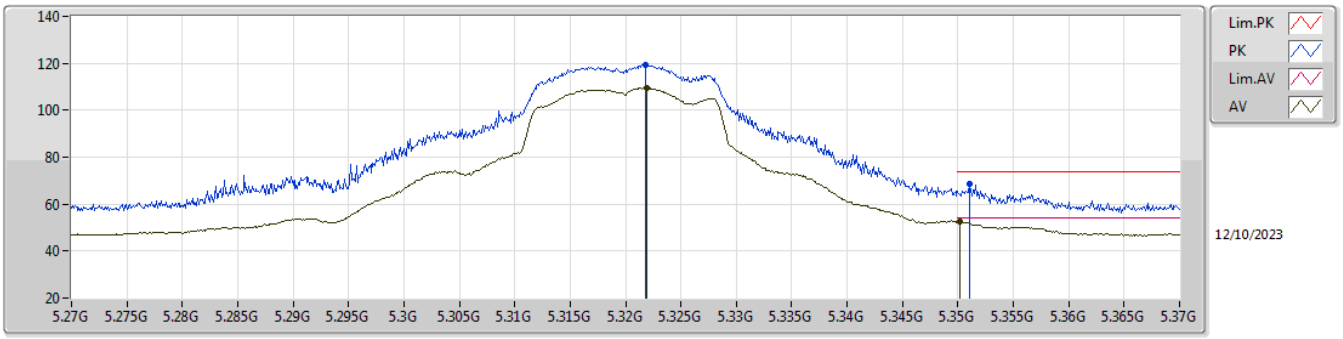

EUT Y_4TX
Setting 20.5
06-D-G-4-10

Type	Freq	Level	Limit	Margin	Raw	Dist	Condition	Azimuth	Height	Comment	AF	CL	PA
	(Hz)	(dBuV/m)	(dBuV/m)	(dB)	(dBuV)	(m)		(°)	(m)		(dB)	(dB)	(dB)
PK	5.3218G	119.39	Inf	-Inf	112.31	3	Vertical	85	1.48	-	31.50	7.03	31.45
AV	5.3219G	109.46	Inf	-Inf	102.38	3	Vertical	85	1.48	-	31.50	7.03	31.45
PK	5.351G	68.43	74.00	-5.57	61.35	3	Vertical	85	1.48	-	31.50	7.05	31.47
AV	5.3502G	52.33	54.00	-1.67	45.25	3	Vertical	85	1.48	-	31.50	7.05	31.47

5.25-5.35GHz_802.11a_Nss1,(6Mbps)_4TX

5320MHz_TX

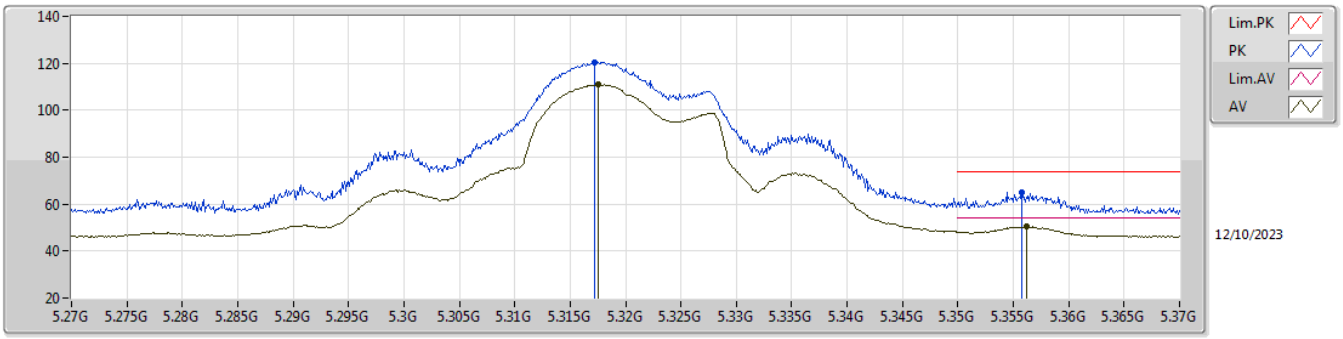

EUT Y_4TX
Setting 20.5
06-D-G-4-10

Type	Freq	Level	Limit	Margin	Raw	Dist	Condition	Azimuth	Height	Comment	AF	CL	PA
	(Hz)	(dBuV/m)	(dBuV/m)	(dB)	(dBuV)	(m)		(°)	(m)		(dB)	(dB)	(dB)
PK	5.3172G	120.44	Inf	-Inf	113.36	3	Horizontal	98	2.04	-	31.50	7.03	31.45
AV	5.3175G	110.95	Inf	-Inf	103.87	3	Horizontal	98	2.04	-	31.50	7.03	31.45
PK	5.3558G	65.11	74.00	-8.89	58.01	3	Horizontal	98	2.04	-	31.51	7.06	31.47
AV	5.3562G	50.37	54.00	-3.63	43.27	3	Horizontal	98	2.04	-	31.51	7.06	31.47

5.25-5.35GHz_802.11a_Nss1,(6Mbps)_4TX

5320MHz_TX

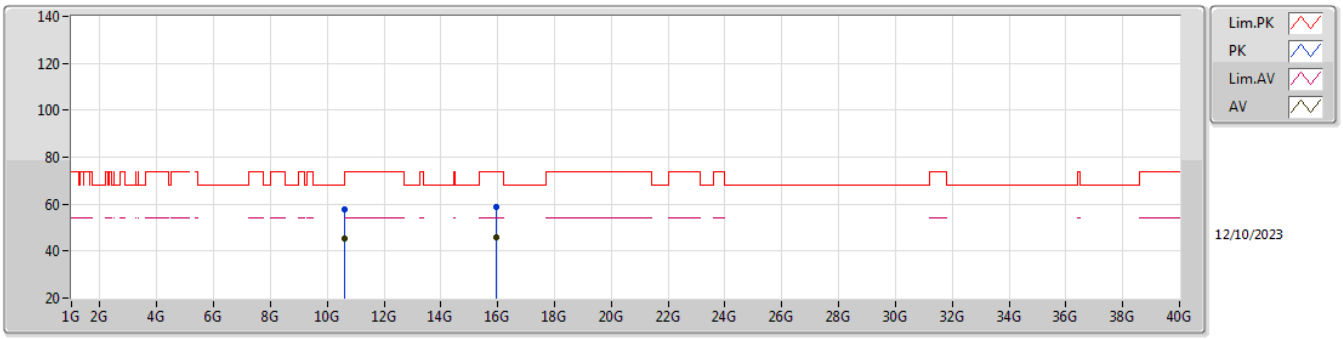

EUT Y_4TX
Setting 20.5
06-D-J-8

Type	Freq	Level	Limit	Margin	Raw	Dist	Condition	Azimuth	Height	Comment	AF	CL	PA
	(Hz)	(dBuV/m)	(dBuV/m)	(dB)	(dBuV)	(m)		(°)	(m)		(dB)	(dB)	(dB)
PK	10.62821G	57.86	74.00	-16.14	40.06	3	Vertical	91	2.95	-	40.20	10.16	32.56
AV	10.62596G	45.12	54.00	-8.88	27.32	3	Vertical	91	2.95	-	40.20	10.16	32.56
PK	15.95031G	58.71	74.00	-15.29	41.07	3	Vertical	112	2.51	-	37.90	12.65	32.91
AV	15.95763G	45.77	54.00	-8.23	28.13	3	Vertical	112	2.51	-	37.90	12.65	32.91

5.25-5.35GHz_802.11a_Nss1,(6Mbps)_4TX

5320MHz_TX

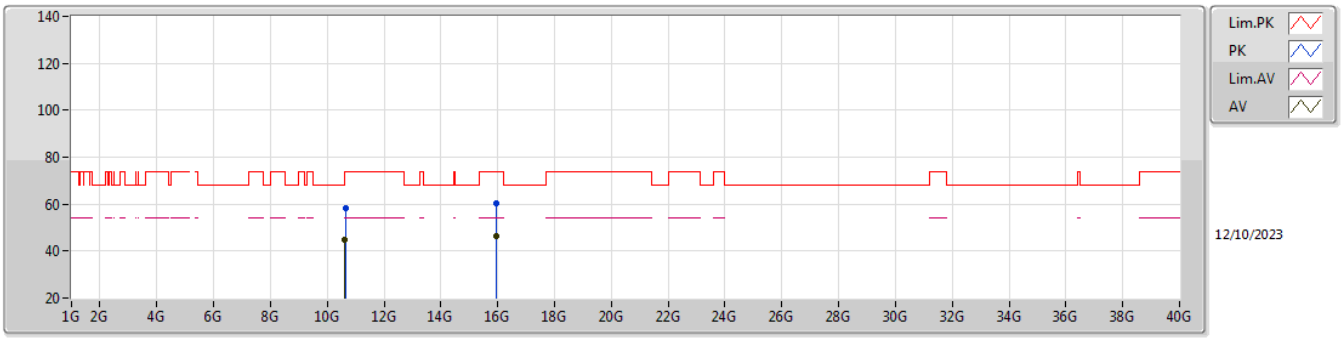

EUT Y_4TX
Setting 20.5
06-D-J-8

Type	Freq	Level	Limit	Margin	Raw	Dist	Condition	Azimuth	Height	Comment	AF	CL	PA
	(Hz)	(dBuV/m)	(dBuV/m)	(dB)	(dBuV)	(m)		(°)	(m)		(dB)	(dB)	(dB)
PK	10.63448G	58.07	74.00	-15.93	40.27	3	Horizontal	23	2.26	-	40.20	10.16	32.56
AV	10.62632G	44.94	54.00	-9.06	27.14	3	Horizontal	23	2.26	-	40.20	10.16	32.56
PK	15.97161G	60.19	74.00	-13.81	42.54	3	Horizontal	85	1.42	-	37.90	12.66	32.91
AV	15.95181G	46.34	54.00	-7.66	28.70	3	Horizontal	85	1.42	-	37.90	12.65	32.91

5.47-5.725GHz_802.11a_Nss1,(6Mbps)_4TX

5500MHz_TX

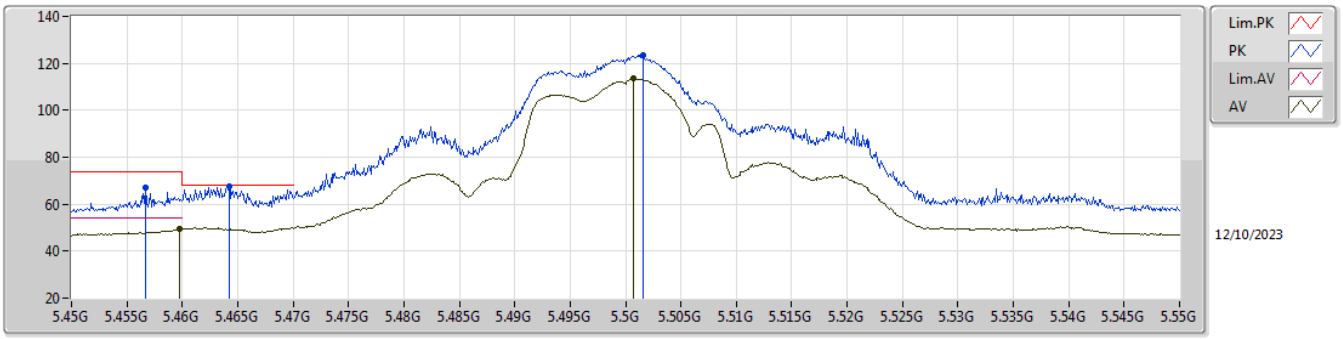

EUT Y_4TX
Setting 20.5
06-D-G-4-10

Type	Freq	Level	Limit	Margin	Raw	Dist	Condition	Azimuth	Height	Comment	AF	CL	PA
	(Hz)	(dBuV/m)	(dBuV/m)	(dB)	(dBuV)	(m)		(°)	(m)		(dB)	(dB)	(dB)
PK	5.4567G	66.98	74.00	-7.02	59.57	3	Vertical	299	1.45	-	31.81	7.13	31.53
AV	5.4598G	49.28	54.00	-4.72	41.86	3	Vertical	299	1.45	-	31.82	7.13	31.53
PK	5.4642G	67.79	68.20	-0.41	60.36	3	Vertical	299	1.45	-	31.83	7.13	31.53
PK	5.5016G	123.38	Inf	-Inf	115.87	3	Vertical	299	1.45	-	31.90	7.16	31.55
AV	5.5007G	113.63	Inf	-Inf	106.12	3	Vertical	299	1.45	-	31.90	7.16	31.55

5.47-5.725GHz_802.11a_Nss1,(6Mbps)_4TX

5500MHz_TX

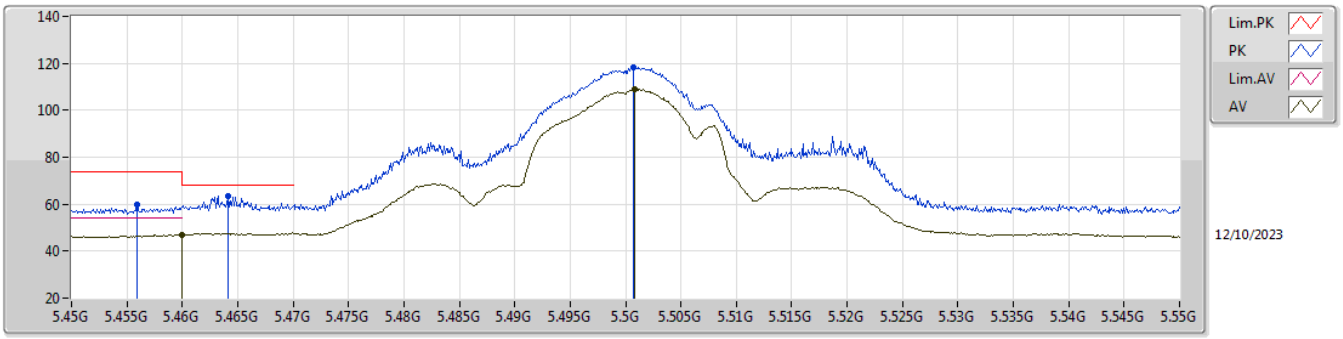

EUT Y_4TX
Setting 20.5
06-D-G-4-10

Type	Freq	Level	Limit	Margin	Raw	Dist	Condition	Azimuth	Height	Comment	AF	CL	PA
	(Hz)	(dBuV/m)	(dBuV/m)	(dB)	(dBuV)	(m)		(°)	(m)		(dB)	(dB)	(dB)
PK	5.4559G	59.97	74.00	-14.03	52.56	3	Horizontal	289	2.06	-	31.81	7.13	31.53
AV	5.46G	47.14	54.00	-6.86	39.72	3	Horizontal	289	2.06	-	31.82	7.13	31.53
PK	5.4641G	63.66	68.20	-4.54	56.23	3	Horizontal	289	2.06	-	31.83	7.13	31.53
PK	5.5007G	118.43	Inf	-Inf	110.92	3	Horizontal	289	2.06	-	31.90	7.16	31.55
AV	5.5008G	109.06	Inf	-Inf	101.55	3	Horizontal	289	2.06	-	31.90	7.16	31.55

5.47-5.725GHz_802.11a_Nss1,(6Mbps)_4TX

5500MHz_TX

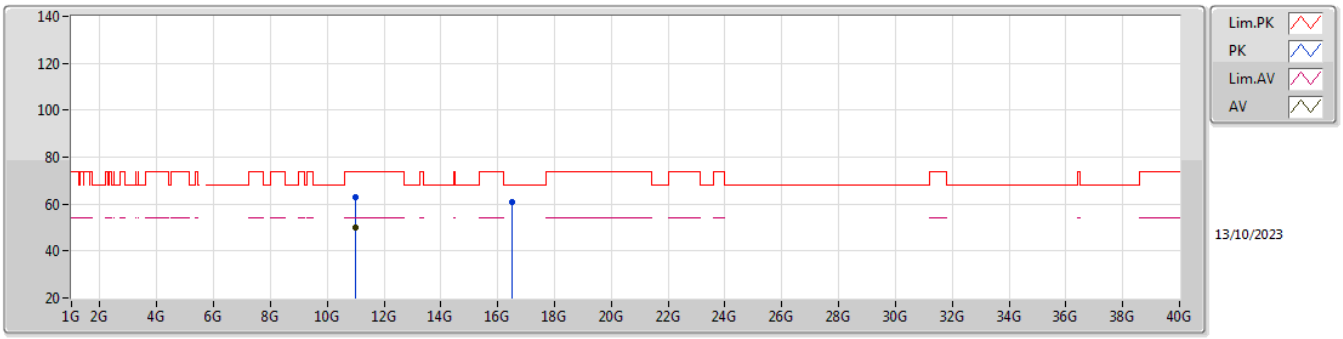

EUT Y_4TX
Setting 20.5
06-D-J-8

Type	Freq	Level	Limit	Margin	Raw	Dist	Condition	Azimuth	Height	Comment	AF	CL	PA
	(Hz)	(dBuV/m)	(dBuV/m)	(dB)	(dBuV)	(m)		(°)	(m)		(dB)	(dB)	(dB)
PK	10.99835G	63.05	74.00	-10.95	44.74	3	Vertical	48	2.41	-	40.50	10.33	32.52
AV	10.99751G	49.76	54.00	-4.24	31.45	3	Vertical	48	2.41	-	40.50	10.33	32.52
PK	16.49649G	60.90	68.20	-7.30	41.11	3	Vertical	180	1.80	-	39.69	12.89	32.79

5.47-5.725GHz_802.11a_Nss1,(6Mbps)_4TX

5500MHz_TX

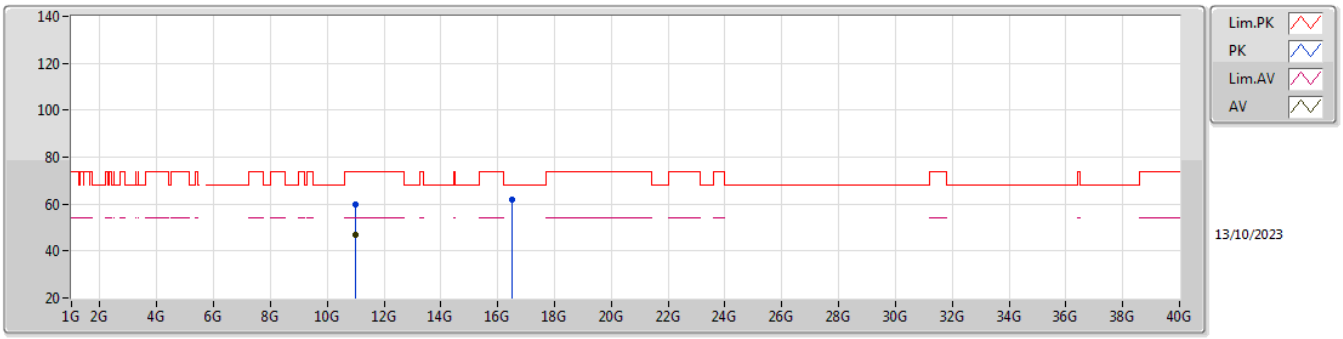

EUT Y_4TX
Setting 20.5
06-D-J-8

Type	Freq	Level	Limit	Margin	Raw	Dist	Condition	Azimuth	Height	Comment	AF	CL	PA
	(Hz)	(dBuV/m)	(dBuV/m)	(dB)	(dBuV)	(m)		(°)	(m)		(dB)	(dB)	(dB)
PK	10.99895G	60.08	74.00	-13.92	41.77	3	Horizontal	244	1.73	-	40.50	10.33	32.52
AV	10.99928G	47.09	54.00	-6.91	28.78	3	Horizontal	244	1.73	-	40.50	10.33	32.52
PK	16.49103G	62.04	68.20	-6.16	42.28	3	Horizontal	200	2.12	-	39.66	12.89	32.79

5.47-5.725GHz_802.11a_Nss1,(6Mbps)_4TX

5580MHz_TX

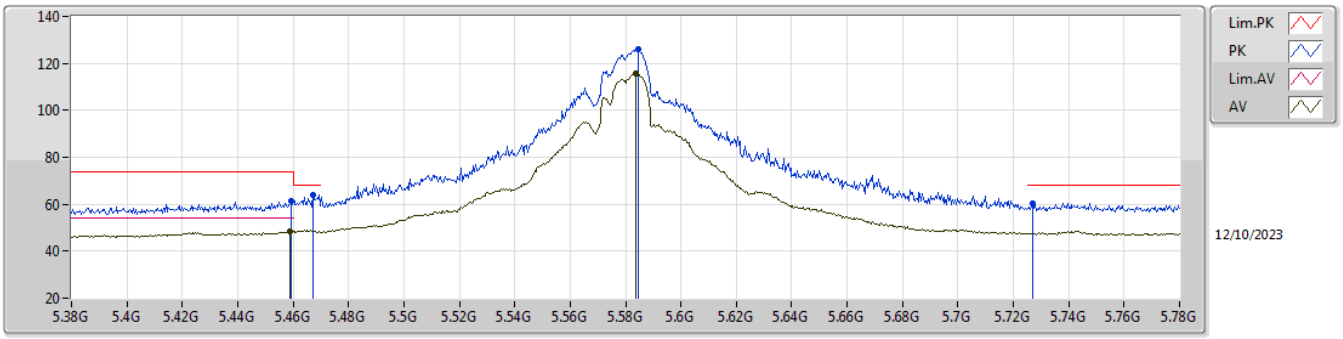

EUT Y_4TX
Setting 24.5
06-D-G-4-10

Type	Freq	Level	Limit	Margin	Raw	Dist	Condition	Azimuth	Height	Comment	AF	CL	PA
	(Hz)	(dBuV/m)	(dBuV/m)	(dB)	(dBuV)	(m)		(°)	(m)		(dB)	(dB)	(dB)
PK	5.4592G	61.41	74.00	-12.59	53.99	3	Vertical	72	1.49	-	31.82	7.13	31.53
AV	5.4588G	48.33	54.00	-5.67	40.91	3	Vertical	72	1.49	-	31.82	7.13	31.53
PK	5.4672G	63.97	68.20	-4.23	56.54	3	Vertical	72	1.49	-	31.83	7.13	31.53
PK	5.5848G	126.16	Inf	-Inf	118.68	3	Vertical	72	1.49	-	31.83	7.21	31.56
AV	5.5836G	115.94	Inf	-Inf	108.46	3	Vertical	72	1.49	-	31.83	7.21	31.56
PK	5.7272G	60.33	68.20	-7.87	52.52	3	Vertical	72	1.49	-	32.06	7.33	31.58

5.47-5.725GHz_802.11a_Nss1,(6Mbps)_4TX

5580MHz_TX

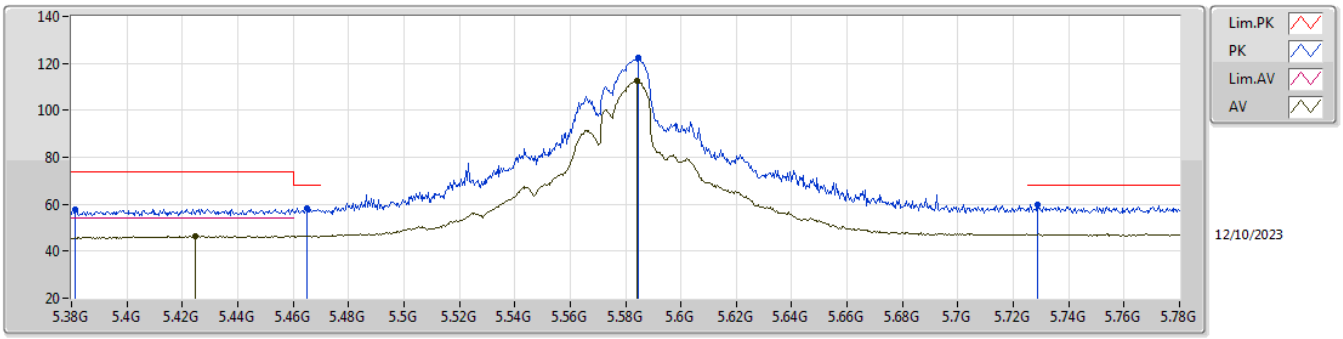

EUT Y_4TX
Setting 24.5
06-D-G-4-10

Type	Freq	Level	Limit	Margin	Raw	Dist	Condition	Azimuth	Height	Comment	AF	CL	PA
	(Hz)	(dBuV/m)	(dBuV/m)	(dB)	(dBuV)	(m)		(°)	(m)		(dB)	(dB)	(dB)
PK	5.3812G	57.95	74.00	-16.05	50.80	3	Horizontal	92	1.22	-	31.56	7.08	31.49
PK	5.4648G	58.49	68.20	-9.71	51.06	3	Horizontal	92	1.22	-	31.83	7.13	31.53
AV	5.4248G	46.48	54.00	-7.52	39.18	3	Horizontal	92	1.22	-	31.70	7.11	31.51
PK	5.5844G	122.36	Inf	-Inf	114.88	3	Horizontal	92	1.22	-	31.83	7.21	31.56
AV	5.584G	112.39	Inf	-Inf	104.91	3	Horizontal	92	1.22	-	31.83	7.21	31.56
PK	5.7288G	59.63	68.20	-8.57	51.81	3	Horizontal	92	1.22	-	32.07	7.33	31.58