iPad Pencil



Specification

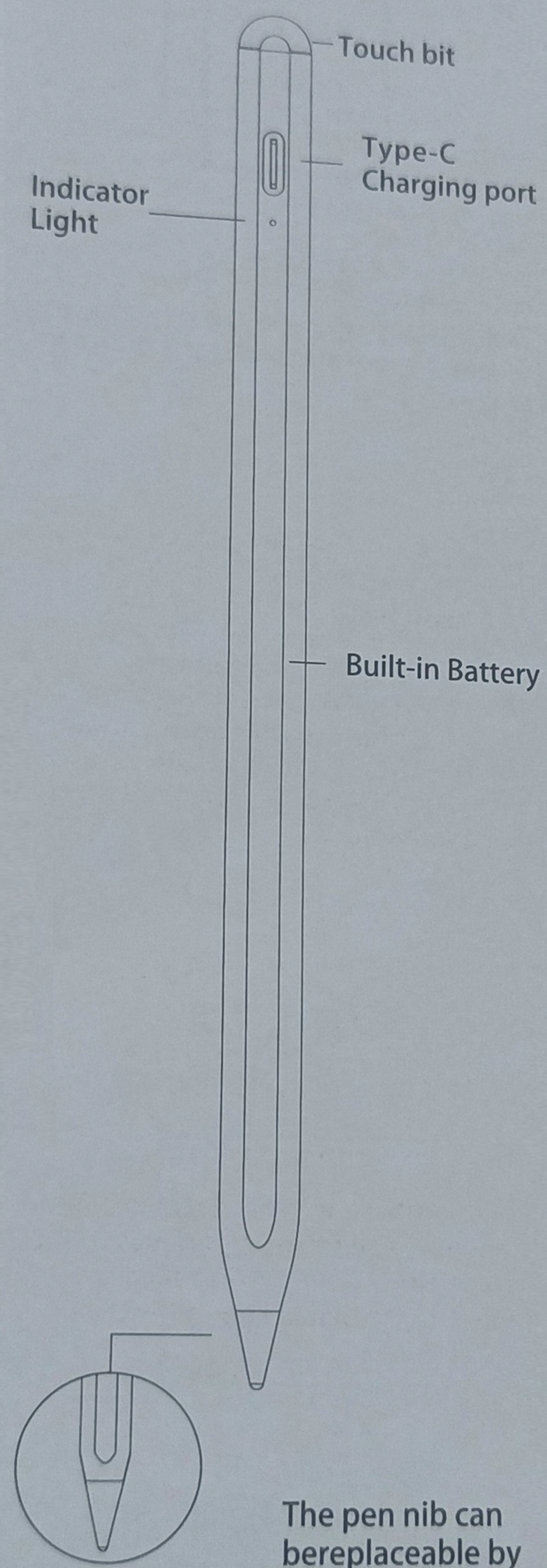

The pen nib can bereplaceable by screwed on/off.

1. Long press function button to power on, you can write and draw with the pen directly; long press to power off.
2. Open the Bluetooth setting list to search the name of "Sky-Pen", and click to connect it.
3. After the Bluetooth is connected, back to the homepage, slide the left column to add the battery display widget. Now you can check the real-time battery of the pencil.
4. Double-click the touch switch to quickly jump out of the most recently used program in the background, click again to return to HOME.

Note: The writing of this product can be used normally without connecting to the iPad.

5.Now you can use the stylus on the iPad tablet, replace fingers to complete operations such as taps, slides, etc. Besides, to write and draw with the pen in a specific application software painting and other functions. According to the tilt angle of the capacitive pen thicken the line. This stylus is not compatible except for product specifications models other than those listed.

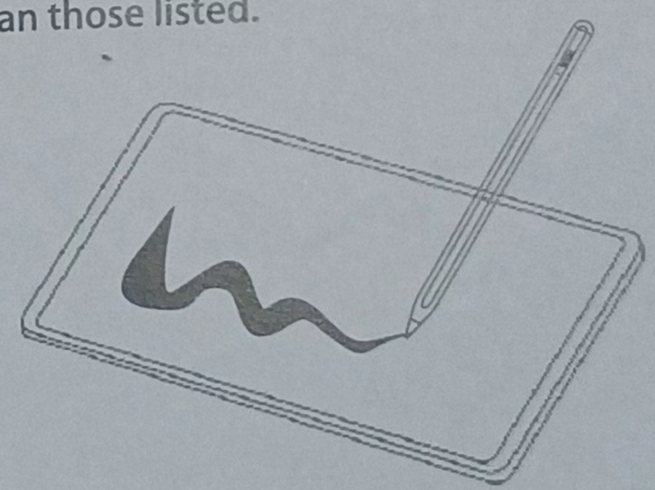

6.Removable and replaceable pen head design,no need to worry about wear(it can be easily removed/installed by screwing the pen head slightly).



User Manual

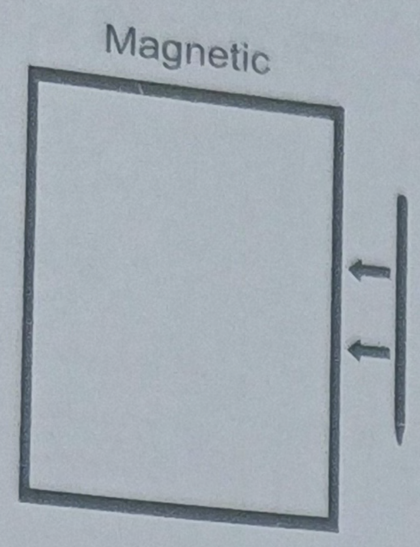

How to Charge

Connect the USB to the charging cable.

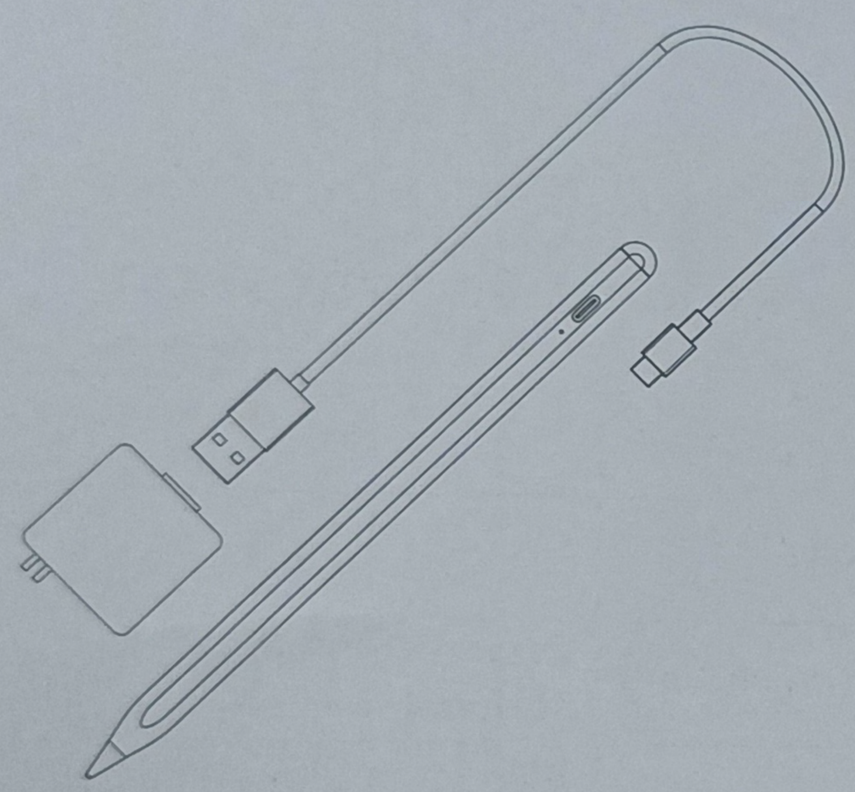

Charging indication

Blue Light when in Using

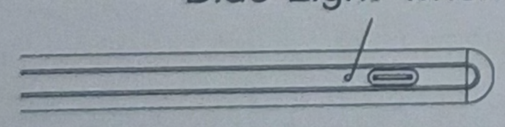

Red Light when in Charging

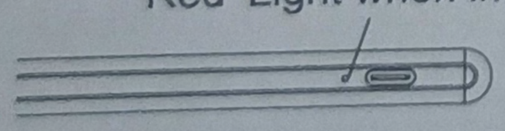

Light off when full charged



Compatible device

Only compatible with 2018/ 2019/2020 Apple iPad/ iPad Pro/iPad Air. Not support iPhone, Android, Microsoft devices, earlier versions of iPad.

compatible ipad models	
Name/size	Model
Ipad 6/9.7-inch(2018)	A1893/A1954
Ipad 7/10.2-inch(2019)	A2197/A2198/A2200
Ipad 8/10.2-inch(2020)	A2270/A2428/A2429/A2430
Ipad 9/10.2-inch(2021)	A2603/A2604/A2605
Ipad mini 5/7.9-inch(2019)	A2133/A2124/A2126/A2125
Ipad mini 6/8.3-inch(2021)	A2568/A2569
Ipad Air 3 /10.5-inch(2019)	A2152/A2123/A2153/A2154
Ipad Air 4/10.9-inch(2020)	A2316/A2324/A2325/A2072
Ipad pro/11-inch(2018)	A1980/A2013/A1934/A1979
Ipad pro 3/12.9-inch(2018)	A1876/A2014/A1895/A1983
Ipad pro/11-inch(2020)	A2228/A2231/A2068/A2030
Ipad pro 4/12.9-inch(2020)	A2229/A2233/A2069/A2232
Ipad pro 3/11-inch(2021)	A2377/A2459/A2301/A2460
Ipad pro 5/12.9-inch(2021)	A2378/A2461/A2379/A2462

Product Specification

Product Name	iPad pencil(buletooth style)
Model	Sky Pen
Main Functions	Drawing,Writing, Taking Notes,Touching
Materials	Aluminum alloy pen body (POM plastic pen head)
Measurement	Φ1.5mm pen nib Φ9.0mm pen body
Using Hours	10-15 hours
Charging Hours	2hours
Sleeping Protect	3 Mins do not using,Pencil will turn off power.

FCC Statement

This equipment has been tested and found to comply with the limits for a Class B digital device, pursuant to Part 15 of the FCC Rules. These limits are designed to provide reasonable protection against harmful interference in a residential installation. This equipment generates uses and can radiate radio frequency energy and, if not installed and used in accordance with the instructions, may cause harmful interference to radio communications. However, there is no guarantee that interference will not occur in a particular installation. If this equipment does cause harmful interference to radio or television reception, which can be determined by turning the equipment off and on, the user is encouraged to try to correct the interference by one or more of the following measures:

-- Reorient or relocate the receiving antenna.

-- Increase the separation between the equipment and receiver.

-- Connect the equipment into an outlet on a circuit different from that to which the receiver is connected.

-- Consult the dealer or an experienced radio/TV technician for help.

This device complies with part 15 of the FCC Rules. Operation is subject to the following two conditions: (1) This device may not cause harmful interference, and (2) this device must accept any interference received, including interference that may cause undesired operation.

Changes or modifications not expressly approved by the party responsible for compliance could void the user's authority to operate the equipment.