Quick installation Guide

Wi-Fi USB Adapter
- 1800Mbps wireless transmission rate
- Support the new generation wifi standard
- 2.4Ghz & 5Ghz Dual Band
- Support IEE802.11a/b/g/n/ac wireless standard
- USB 3.0 interface
- Support WPA2 and WPA3

Step 1 Hardware connection

Please insert the usb adapter directly into the computer's USB port.

Note: When using the desktop PC,it is recommended to connect the rearinterface of the computer chassis the effect is better!
(Most of the desktop computer's front USB interface is underpowered or unavailable)

Step 2 Driver Installation

1.Click on CD Driver (F) 20220607_180533.

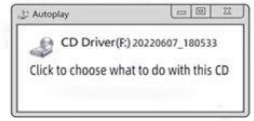

2.After opening the program, follow the prompts to install the driver

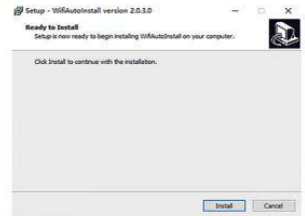

Step 3 The installation is complete

Please wait for the wireless adapter to be initialized. After clicking, it will automatically display downward, and the wireless connection icon will appear in the lower right corner of the computer. Click the wireless connection icon"WiFi" and select an available WiFi signal.

Pocket WiFi (AP Mode Setting)

Support analog AP function, share WiFi

If there is no router/AP, you can insert the network card into the connected device, share WiFi immediately, watch videos, listen to music, play games, and shop online, making your network experience richer

1.Right click on the WiFi hotspot icon and click "go to settings"

2. According to the network name and password in the figure below, connect the equipment required for Internet access

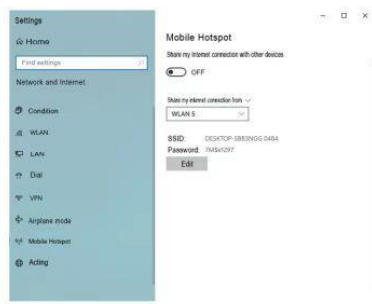

After-sale Service

The Wi-Fi adapter you bought from us enjoy the lifetime warranty. If you have any issue when you use it, please feel free to contact us, we will reply you within 12hours.

E-mail Address:
Aftersaleservice12@outlook.com

WhatsApp: +86 15846844485

Contact us on Amazon via order

We have a professional customer service team to solve after-sale problems for you ASAP.

FCC Warning Statement: Changes or modifications to this unit not expressly approved by the party responsible for compliance could void the user's authority to operate the equipment. This equipment has been tested and found to comply with the limits for a Class B digital device, pursuant to Part 15 of the FCC Rules. These limits are designed to provide reasonable protection against harmful interference in a residential installation. This equipment generates, uses and can radiate radio frequency energy and, if not installed and used in accordance with the instructions, may cause harmful interference to radio communications.

However, there is no guarantee that interference will not occur in a particular installation. If this equipment does cause harmful interference to radio or television reception, which can be determined by turning the equipment off and on, the user is encouraged to try to correct the interference by one or more of the following measures:

- **Reorient or relocate the receiving antenna.**
- **Increase the separation between the equipment and receiver.**
- **Connect the equipment into an outlet on a circuit different from that to which the receiver is connected.**
- **Consult the dealer or an experienced radio/TV technician for help.**

This device complies with Part 15 of the FCC Rules. Operation is subject to the following two conditions: (1) this device may not cause harmful interference, and (2) this device must accept any interference received, including interference that may cause undesired operation.

FCC Radiation Exposure Statement

The device has been evaluated to meet general RF exposure requirement. The device can be used in portable exposure condition without restriction.