Sound Column Audio System

ARTOS 1000

USER'S MANUAL

ARTOS series combined sound column audio system

Soundking Electronics& Sound Co., Ltd.

GD201906396 070403795

IMPORTANT SAFETY SYMBOLS

The symbol is used to indicate that some hazardous live terminals are involved within this apparatus, even under the normal operating conditions, which may be sufficient to constitute the risk of electric shock or death.

The symbol is used in the service documentation to indicate that specific component shall be replaced only by the component specified in that documentation for safety reasons.

⏚ Protective grounding terminal

~ Alternating current/voltage

ϟ Hazardous live terminal

ON: Denotes the apparatus is turned on

OFF: Denotes the apparatus is turned off.

WARNING: Describes precautions that should be observed to prevent the danger of injury or death to the operator.

CAUTION: Describes precautions that should be observed to prevent danger of the apparatus.

Use only with the cart, stand, tripod, bracket, or table specified by the manufacturer, or sold with the apparatus. When a cart is used, use caution when moving the cart/apparatus combination to avoid injury from tip-over.

IMPORTANT SAFETY INSTRUCTIONS

- Read these instructions.
- Keep these instructions.
- Heed all warning.
- Follow all instructions.
- Water & Moisture

  The apparatus should be protected from moisture and rain, can not used near water, for example: near bathtub, kitchen sink or a swimming pool, etc.
- Heat

  The apparatus should be located achannel from the heat source such as radiators, stoves or other appliances that produce heat.
- Ventilation

  Do not block areas of ventilation opening. Failure to do could result in fire. Alchannels install accordance with the manufacturer's instructions.
- Object and Liquid Entry

  Objects do not fall into and liquids are not spilled into the inside of the apparatus for safety.
- Power Cord and Plug

  Protect the power cord from being walked on or pinched particularly at plugs, convenience receptacles, and the point where they exit from the apparatus. Do not defeat the safety purpose of the polarized or grounding-type plug. A polarized plug has two blades with one wider than the other. A grounding type plug has two blades and a third grounding prong. The wide blade or the third prong is provided for your safety. If the provided plug does not fit into your outlet, refer to electrician for replacement.
- Power Supply

  The apparatus should be connected to the power supply only of the type as marked on the apparatus or described in the manual. Failure to do could result in damage to the product and possibly the user. Unplug this apparatus during lightning storms or when unused for long periods of time.
- Fuse

  To prevent the risk of fire and damaging the unit, please use only of the recommended fuse type as described in the manual. Before replacing the fuse, make sure the unit turned off and disconnected from the AC outlet.
- Electrical Connection

  Improper electrical wiring may invalidate the product warranty.
- Cleaning

  Clean only with a dry cloth. Do not use any solvents such as benzol or alcohol.
- Servicing

  Do not implement any servicing other than those means described in the manual.
  Refer all servicing to qualified service personnel only.
- Only use accessories/attachments or parts recommended by the manufacturer.

GD201906396 070403795

1. product introduction:

Dear customer, thank you and congratulations on buying Soundking's latest ARTOS series portable combined sound column audio system. ARTOS series combined sound column audio system includes two audio systems: ARTOS 1000 and ARTOS 1200. ARTOS 1000 combined sound column audio system includes one 6*3″ passive plastic housing sound column+one 10″ active subwoofer with cabinet mixer that has built-in 4-channel input and dual-channel power amplifier+one plastic housing sound column support box. ARTOS 1200 combined sound column audio system includes one 6*3″ passive plastic housing sound column+one 12″ active subwoofer with cabinet mixer that has built-in 4-channel input and dual-channel power amplifier+one plastic housing sound column support box.

Triple-frequency 3-inch plastic combined sound column audio system includes full-frequency sound box comprised of one 6*3″ full-frequency speaker+1*1″ compression drive horn speaker, and one 10″(or 12″)active subwoofer. It has excellent sound quality, light weight and is easy to carry.
Constant directional treble horn design, uniform sound field coverage.

10″(or 12″)active subwoofer, bass reflex design, built-in 2*300W dual-channel power amplifier, 4-channel input channel cabinet mixer, including 2*channel Mic/Line input, 1-channel RCA stereo hybrid line input, 1-channel HI-Z line input, 2*channel XLR line output, 1-channel hybrid line output, separate ultra low frequency volume control.

Suitable for salons, receptions, small band performances, conferences, speech reinforcement and other applications.

In order to better understand the function of the device, please read this manual carefully before operating, and keep this manual for future reference.

10" subwoofer system

ARTOS 1000 system

With analog mixer

System configuration	Quantity
ARTOS full frequency sound column	1
ARTOS SUB10A	1
Height adjustment column	1

ARTOS 1000 Twin system

With analog mixer

System configuration	Quantity
ARTOS full frequency sound column	2
ARTOS SUB10A	2
Height adjustment column	2

12" subwoofer system

ARTOS 1200 system

With analog mixer

System configuration	Quantity
ARTOS full frequency sound column	1
ARTOS SUB12A	1
Height adjustment column	1

ARTOS 1200 Twin system

With analog mixer

System configuration	Quantity
ARTOS full frequency sound column	2
ARTOS SUB12A	2
Height adjustment column	2

GD201906396 070403795

3.Product features

* Built-in powerful 24bit DSP speaker processing module, has gain, frequency division, balance, delay, compression limit, program memory and other functions, you can choose the default settings, or you can optimize the settings.
* Efficient 2*channel 300W"CLASS-D" amplifier, high power, small distortion, excellent sound quality.
* Power supply switch design, light weight, stable performance, allows 100V--240V wide power supply input.
* Support TWS Bluetooth signal connection, when a pair of ARTOS 1000 (or ARTOS 1200) are used, two sound boxes's Bluetooth can be set at TWS status, enabling stereo status, first set TWS sound box as left channel, and the other as right channel.
* Extra long delay DSP setting, adjustable range 0-100 meters, 0. 25 meter stepping, comes in handy in practical use.
* Ultra wide-angle coverage of audience area, horizontal*vertical: 100°*30°, can effectively prevent shortcoming of small vertical coverage of vertical linear sound source.
* Plastic housing sound column support box, adjust the height of sound column audio system according to usage requirement, acquiring best sound coverage.
* No need for external audio cable connection, there is already cable connected to socket inside sound boxes, once the sound boxes are docked they are ready to go, reliable contact, easy operation.
* Accurate 4 guide pillar connection mechanism, ensuring precise assembly between sound boxes and no loosening.

ARTOS full-frequency sound box:

* 6*3″ neodymium magnetic full-frequency speaker, high sensitivity, good mid frequency and light weight.
* 1″ compression drive horn speaker, neodymium iron boron magnetic circuit, high sensitivity.
* Has features such as wide frequency response, high clarity, wide coverage, far transmitting distance.
* No need for external audio cable connection, there is already cable connected to socket inside sound boxes, once the sound boxes are docked they are ready to go.
* ABS engineering plastic housing, light weight.

GD201906396 070403795

ARTOS SUB10A subwoofer sound box:

* 1X10″ low frequency loudspeaker, ferrite magnetic circuit, rubber surround high compliance low-frequency paper cone speaker, 2” (50mm) long stroke coil, high power, elastic low-frequency, strong shocking effect.
* Birch plywood housing, high strength, light weight, arced housing contours, beautiful design.
* Foldable inverter tube design, small housing, good low frequency extension.
* Cabinet mixer with built-in 4-channel input dual-channel power amplifier, 1-in-2-out DSP module, with powerful performance and easy to use.

ARTOS SUB12A subwoofer sound box:

* 1X12″ low-frequency speaker, ferrite magnetic circuit, rubber surround high compliance low-frequency paper cone speaker, 2” (50mm) long stroke coil, aluminium frame, high power, high sound compression, elastic low frequency, strong shocking effect.
* Birch plywood housing, high strength, light weight, arced housing contours, beautiful design.
* Foldable inverter tube design, small housing, good low frequency extension.
* Cabinet mixer with built-in 4-channel input dual-channel power amplifier, 1-in-2-out DSP module, with powerful performance and easy to use.

GD201906396 070403795

4. Functions and controls

1.GAIN: gain knob, can separately control 1#-4# input signal strength.
2.INPUT socket: signal input socket, COMBO socket, compatible with XLR and 6. 35mm connectors.
3.LINE LINK: signal connection output socket, separately connecting 1#-2# signal input sockets.
4.MIX OUTPUT: signal hybrid output socket.
5.SUB LEVEL: subwoofer volume knob.
6.LINE INPUT: RCA line signal input socket.
7.6. 35mm JACK: 3# signal input socket, connecting high input impedance sound source equipment such as wooden guitar.
8.DSP CONTROL: DSP setting knob, can set menu through pressing or turning.
9.LINE/MIC switch: signal source switch, for line input, microphone input gain choice.

GD201906396 070403795

5. WIRING

. For 1/4” phone jack

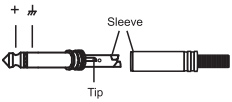

1/4” TS jack
Unbalanced input/output

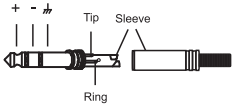

1/4” TRS jack
Balanced input/output

. For XLR

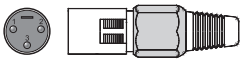

XLR(male)

pin2=Hot, pin3=Cold, pin1=Ground

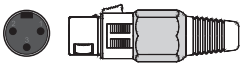

XLR(male)

pin2=Hot, pin3=Cold, pin1=Ground

. For SPEAKON

Input: 1+, 1-

SPEAKON

. For COMBO

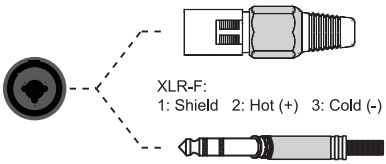

TRS
Tip/Ring/Sleeve
Combo-XLR jack

. For RCA

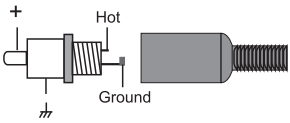

GD201906396 070403795

6. Installation and commissioning

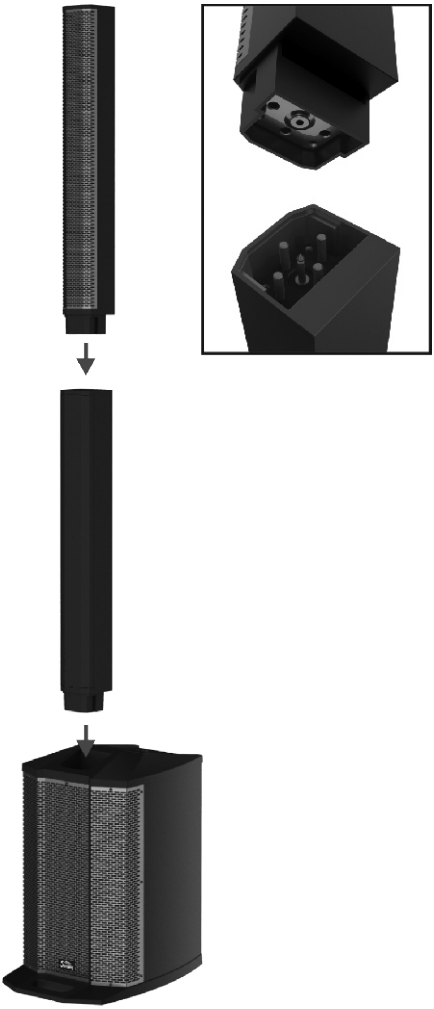

Please install according to the above picture, for standing listening you need to install height-adjusting column, for seated listening you don't need to install height-adjusting column.

Sound column, height-adjusting column and subwoofer box should be seamlessly connected, please notice the force direction when plugging and unplugging, it should be vertical plugging and unplugging in principle.

GD201906396 070403795

DSP detailed menu：

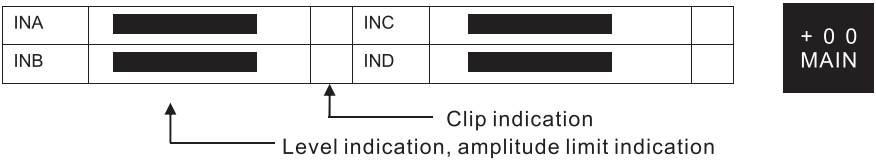

Steps:1. total adjustable volume range -60 dB--10dB.（refer to the above picture）, when signal is reaching the limit+00 will display LIMIT.

2.When there is signal going into IN1 or IN2 channel, LCD screen will display level status;（refer to the above picture）

3.When Bluetooth is activated, IND shows blue icon. When Bluetooth is not connected, Bluetooth icon flashes rapidly; When Bluetooth is connected, Bluetooth icon flashes slowly. When Bluetooth and TWS are connected, Bluetooth icon doesn't flash.

4.Press menu knob to go to the submenu. Turn the knob can choose different functions, press menu knob to confirm.

Detailed operation is as follows:

- HI EQ — 12kHz -12dB---0dB---12dB; According to actual needs, increase/attenuate high-frequency
- MID EQ — -12dB---0dB---12dB; According to actual needs, increase/attenuate mid-frequency.
- MID FREQ — 70Hz--12KHz
- LOW EQ — 70Hz -12dB---0dB---12dB; According to actual needs, increase/attenuate low-frequency

- PRESETS
  - MUSIC music mode
  - VOICE speech mode
  - DJ DJ mode

- LOW CUT
  - OFF：turn off low-cut function
  - 80Hz、100Hz、120Hz、150Hz；choose different low-cut frequency division point；

- DELAY
  - OFF: turn off delay function
  - 0--100 meters：choose delay distance

- BT ON/OFF
  - OFF: turn off Bluetooth
  - ON: turn on Bluetooth
  - TWS: turn on Bluetooth stereo

GD201906396 070403795

LCD DIM	OFF: LCD screen is constantly on ON: after 8 sec of no operation, LCD screen turns dark
LOAD PRESET	Load customized settings
STORE PRESET	Save customized settings
ERASE PRESET	Erase customized settings
BRIGHT	5(0-10): brightness
CONTRAST	5(0-10): contrast
FACTORY RESET	Reset default--music mode
INFO	Version info
EXIT	Exit

Note :1. At secondary interface, if there is no operation for 8 sec, it will automatically go back to main interface.

2.Memory function: when system is turned on, it will load the previous settings.

7. Attachment

Protective bag

Suitcase

Protective cover

GD201906396 070403795

8. parameters:

ARTOS full frequency sound column

MF	6 x 3 "full frequency speaker
HF	1 x 1 "compression drive horn speaker
coverage（H*V）	120°x 30°
Rated power	180W（RMS）
Rated impedance	6Ω
Box size (width × height x depth)	108 x 835 x 98mm
Sound box net weight (kg)	3.9

ARTOS SUB10A / SUB12A analog mixer

Input channel	4-channel（2x Mic/Line， 1xRCA , 1xHi-Z ）
Input connector	1-2#：XLR / 6.3mm jack combo
	3#：6.3mm jack balanced TRS
	4#：2 x RCA
Input impedance	1-2# MIC: 40 k Ohms balanced
	1-2# LINE: 10 k Ohms balanced
	3#：20 k Ohms balanced
	4#: 5 k Ohms unbalanced
Output connector	1-2#: Line Link：XLR 3#: Mix out： XLR

ARTOS SUB10A subwoofer

Speaker	1 x 10" woofer
Rated power	250W (RMS)
Rated impedance	4Ω
Box size (width × height x depth)	366x 625 x 541mm
Sound box net weight (kg)	21kg

ARTOS SUB10A / ARTOS SUB12A amplifier

Rated power	2 x 300W RMS
Frequency range	20Hz--20kHz
DSP connection	24bit（1-in-2-out）

ARTOS SUB12A subwoofer

Speaker	1 x 12" woofer
Rated power	300W (RMS)
Rated impedance	4Ω
Box size (WxHxD)	366 x 675 x 541mm
Sound box net weight (kg)	23kg

GD201906396 070403795

9. System connection

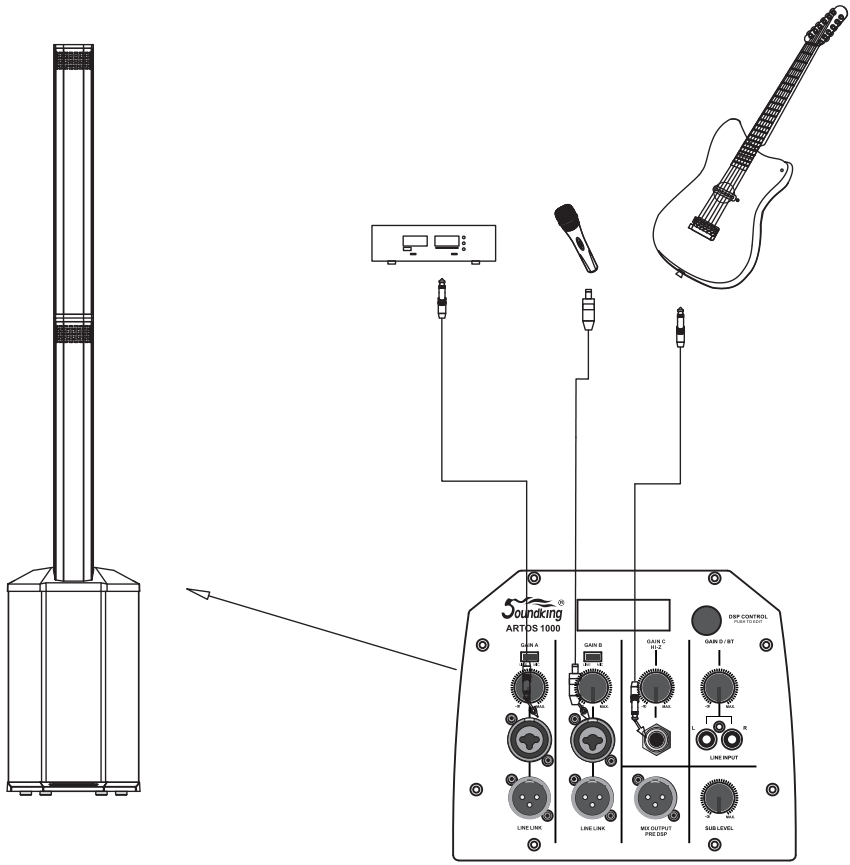

GD201906396 070403795

10. Packing list

ARTOS sound column	1PCS
Height-adjusting column	1PCS
ARTOS SUB10A/SUB12A subwoofer	1PCS
Power cord	1PCS
User manual	1PCS
Certificate	1PCS
Warranty	1PCS

GD201906396 070403795

FCC Statement：
Any Changes or modifications not expressly approved by the party responsible for compliance could void the user’s authority to operate the equipment.
This device complies with part 15 of the FCC Rules. Operation is subject to the following two conditions: (1) This device may not cause harmful interference,and (2) this device must accept any interference received, including interference that may cause undesired operation.

FCC Radiation Exposure Statement:
TThis equipment complies with FCC radiation exposure limits set forth for an uncontrolled environment .This equipment should be installed and operated with minimum distance 20cm between the radiator& your body.

Note: This equipment has been tested and found to comply with the limits for a Class B digital device, pursuant to part 15 of the FCC Rules. These limits are designed to provide reasonable protection against harmful interference in a residential installation. This equipment generates uses and can radiate radio frequency energy and, if not installed and used in accordance with the instructions, may cause harmful interference to radio communications. However,there is no guarantee that interference will not occur in a particular installation. If this equipment does cause harmful interference to radio or television reception, which can be determined by turning the equipment off and on, the user is encouraged to try to correct the interference by one or more of the following measures:
—Reorient or relocate the receiving antenna.
—Increase the separation between the equipment and receiver.
—Connect the equipment into an outlet on a circuit different from that to which the receiver is connected. —Consult the dealer or an experienced radio/TV technician for help.

ISED RSS Warning:
This device complies with Industry Canada licence-exempt RSS standard (s). Operation is subject to the following two conditions: (1) this device may not cause interference, and (2) this device must accept any interference,including interference that may cause undesired operation of the device.
Le présent appareil est conforme aux CNR d'Industrie Canada applicables aux appareils radio exempts de licence. L'exploitation est autorisée aux deux conditions suivantes:
(1) l'appareil ne doit pas produire de brouillage, et
(2) l'utilisateur de l'appareil doit accepter tout brouillage radioélectrique subi, même si le brouillage est susceptible d'en compromettre le fonctionnement.

ISED RF exposure statement:
This equipment complies with ISED radiation exposure limits set forth for an uncontrolled environment.
This equipment should be installed and operated with minimum distance 20cm between the radiator& your body.This transmitter must not be co-located or operating in conjunction with any other antenna or transmitter.
Le rayonnement de la classe b repecte ISED fixaient un environnement non contrôlés.Installation et mise en œuvre de ce matériel devrait avec échangeur distance minimale entre 20 cm ton corps.Lanceurs ou ne peuvent pas coexister cette antenne ou capteurs avec d’autres.

SOUNDKING AUDIO

WWW.SOUNDKING.COM

All rights reserved to SOUNDKING. No part of this manual may be reproduced, translated or photocopied by any means for any purpose, without the written permission of SOUNDKING.
The information involved in this manual is subject to change without notice.

GD201906396 070403795