802.11a CH40

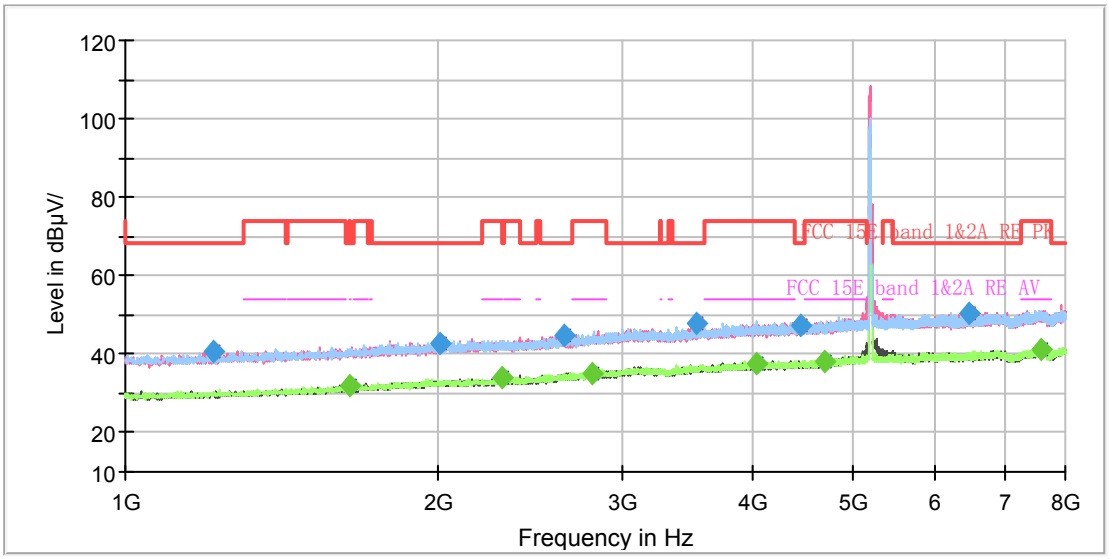

Radiates Emission from 1GHz to 8GHz

Note: The signal beyond the limit is carrier.

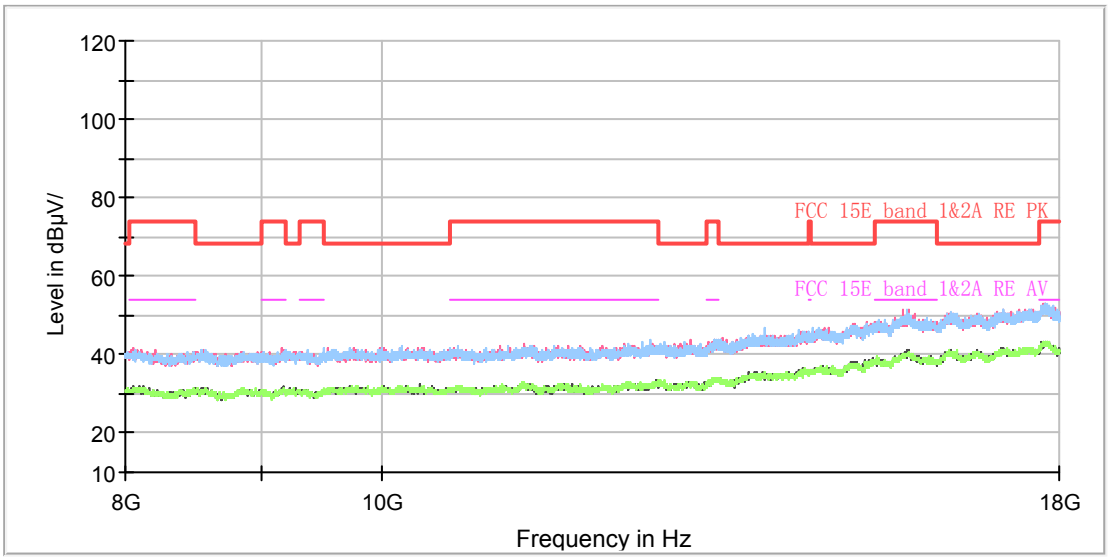

Radiates Emission from 8GHz to 18GHz

This report shall not be reproduced except in full, without the written approval of TA Technology (Shanghai) Co., Ltd.

Frequency (MHz)	MaxPeak (dBµV/m)	Average (dBµV/m)	Limit (dBµV/m)	Margin (dB)	Height (cm)	Polarization	Azimuth (deg)	Correct Factor
1216.125000	40.68	---	68.20	27.52	200.0	V	78.0	-7.7
1643.125000	---	31.77	54.00	22.23	200.0	V	261.0	-5.4
2008.875000	42.50	---	68.20	25.70	200.0	V	33.0	-3.4
2306.375000	---	33.81	54.00	20.19	200.0	V	320.0	-2.2
2641.500000	44.94	---	68.20	23.26	100.0	V	0.0	-0.8
2807.750000	---	35.29	54.00	18.71	100.0	H	166.0	0.1
3543.625000	47.82	---	68.20	20.38	100.0	V	287.0	2.6
4032.750000	---	37.84	54.00	16.16	100.0	V	238.0	4.1
4461.500000	47.59	---	68.20	20.61	100.0	V	227.0	4.9
4689.000000	---	38.26	54.00	15.74	100.0	H	45.0	5.5
6476.625000	50.43	---	68.20	17.77	200.0	H	333.0	8.5
7593.125000	---	41.29	54.00	12.71	100.0	V	299.0	10.1

Remark: 1. Correction Factor = Antenna factor+ Insertion loss (cable loss + amplifier gain)

This report shall not be reproduced except in full, without the written approval of TA Technology (Shanghai) Co., Ltd.

802.11a CH48

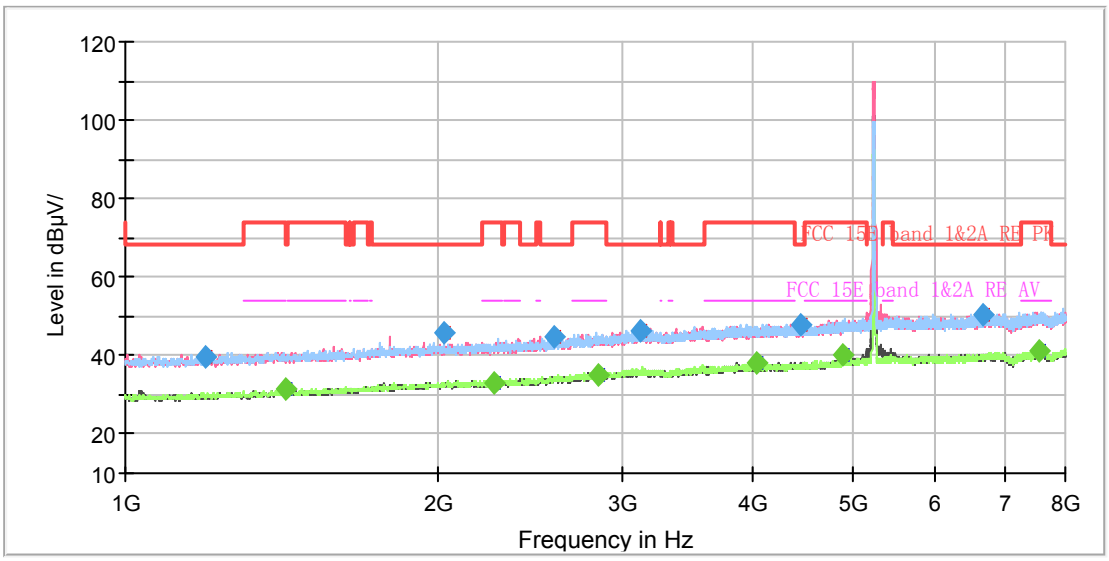

Radiates Emission from 1GHz to 8GHz

Note: The signal beyond the limit is carrier.

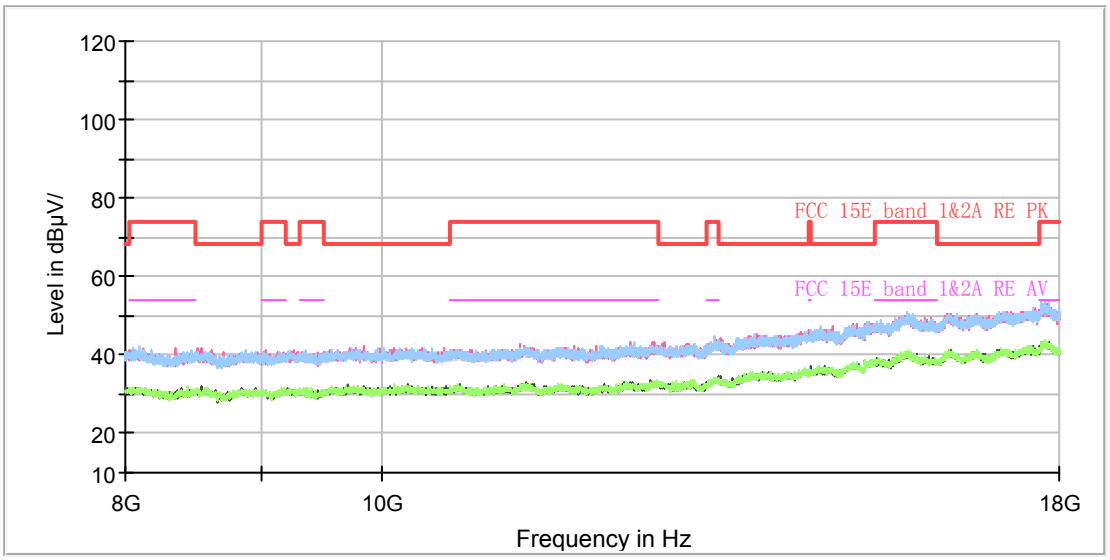

Radiates Emission from 8GHz to 18GHz

This report shall not be reproduced except in full, without the written approval of TA Technology (Shanghai) Co., Ltd.

Frequency (MHz)	MaxPeak (dBµV/m)	Average (dBµV/m)	Limit (dBµV/m)	Margin (dB)	Height (cm)	Polarization	Azimuth (deg)	Correct Factor
1194.250000	39.78	---	68.20	28.42	100.0	H	0.0	-7.8
1427.000000	---	31.34	54.00	22.66	100.0	V	153.0	-6.6
2025.500000	45.73	---	68.20	22.47	100.0	V	0.0	-3.3
2260.875000	---	33.26	54.00	20.74	200.0	H	0.0	-2.4
2583.750000	44.78	---	68.20	23.42	100.0	H	153.0	-1.0
2853.250000	---	35.31	54.00	18.69	200.0	H	313.0	0.4
3128.000000	46.34	---	68.20	21.86	200.0	V	185.0	1.6
4049.375000	---	37.89	54.00	16.11	200.0	V	355.0	4.1
4461.500000	47.82	---	68.20	20.38	100.0	H	0.0	4.9
4879.750000	---	40.12	54.00	13.88	100.0	H	342.0	6.3
6662.125000	50.61	---	68.20	17.59	100.0	V	336.0	8.8
7559.000000	---	41.27	54.00	12.73	200.0	H	317.0	10.0

Remark: 1. Correction Factor = Antenna factor+ Insertion loss (cable loss + amplifier gain)

This report shall not be reproduced except in full, without the written approval of TA Technology (Shanghai) Co., Ltd.

802.11a CH149

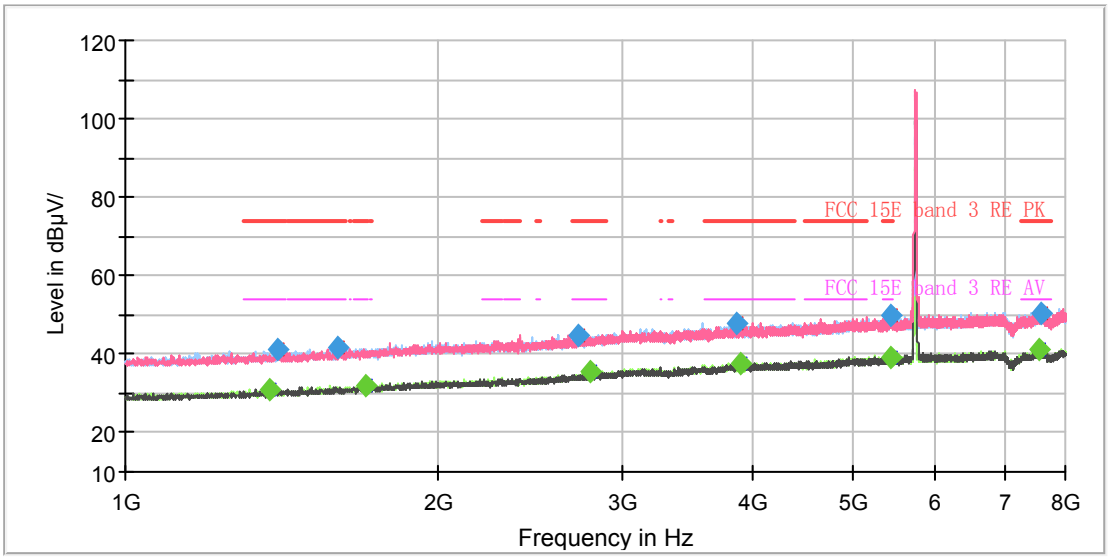

Radiates Emission from 1GHz to 8GHz

Note: The signal beyond the limit is carrier.

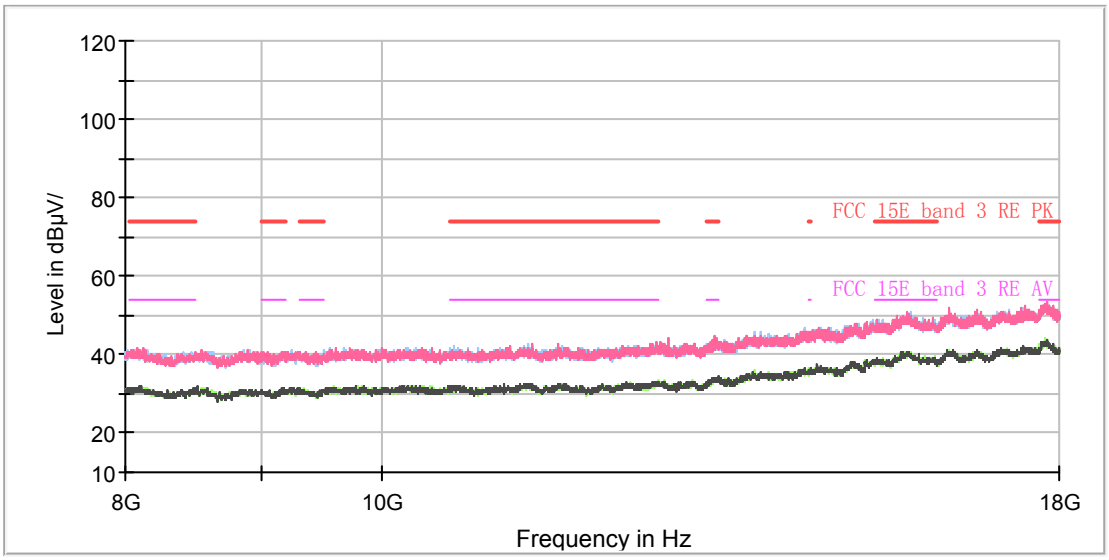

Radiates Emission from 8GHz to 18GHz

This report shall not be reproduced except in full, without the written approval of TA Technology (Shanghai) Co., Ltd.

Frequency (MHz)	MaxPeak (dBμV/m)	Average (dBμV/m)	Limit (dBμV/m)	Margin (dB)	Height (cm)	Polarization	Azimuth (deg)	Correct Factor
1378.000000	---	31.03	54.00	22.97	100.0	V	276.0	-6.8
1399.000000	41.09	---	74.00	32.91	100.0	H	261.0	-6.7
1601.125000	41.49	---	74.00	32.51	200.0	H	280.0	-5.6
1706.125000	---	31.91	54.00	22.09	100.0	H	197.0	-5.0
2721.125000	44.65	---	74.00	29.35	100.0	H	238.0	-0.4
2796.375000	---	35.34	54.00	18.66	200.0	H	77.0	0.1
3865.625000	47.64	---	74.00	26.36	100.0	V	3.0	3.7
3905.875000	---	37.82	54.00	16.18	200.0	H	81.0	3.8
5449.375000	---	39.33	54.00	14.67	100.0	H	197.0	7.3
5450.250000	49.85	---	74.00	24.15	100.0	H	178.0	7.3
7536.250000	---	41.01	54.00	12.99	200.0	H	28.0	10.0
7581.750000	50.53	---	74.00	23.47	100.0	V	59.0	10.1

Remark: 1. Correction Factor = Antenna factor+ Insertion loss (cable loss + amplifier gain)

This report shall not be reproduced except in full, without the written approval of TA Technology (Shanghai) Co., Ltd.

802.11a CH157

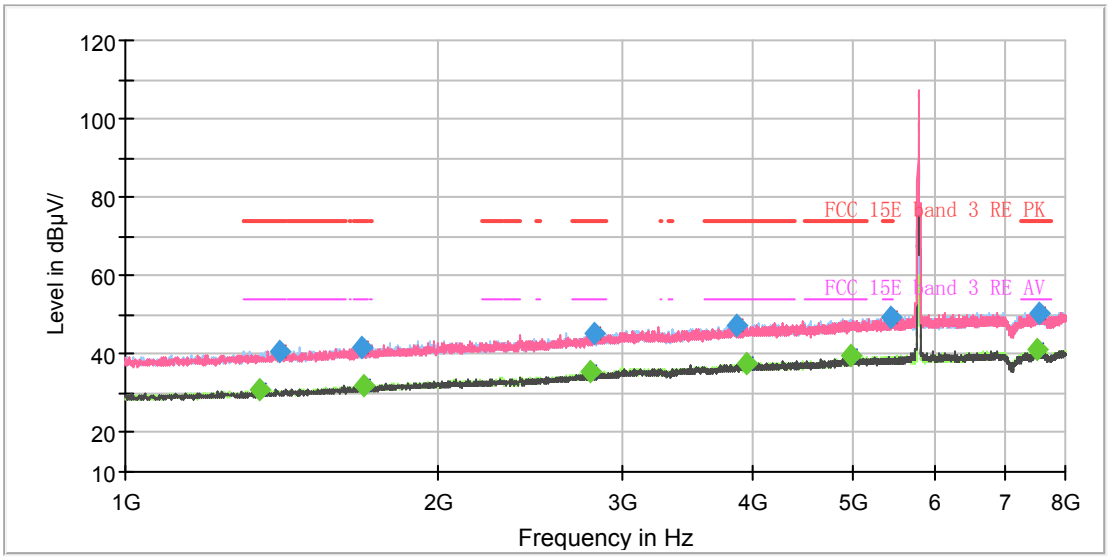

Radiates Emission from 1GHz to 8GHz

Note: The signal beyond the limit is carrier.

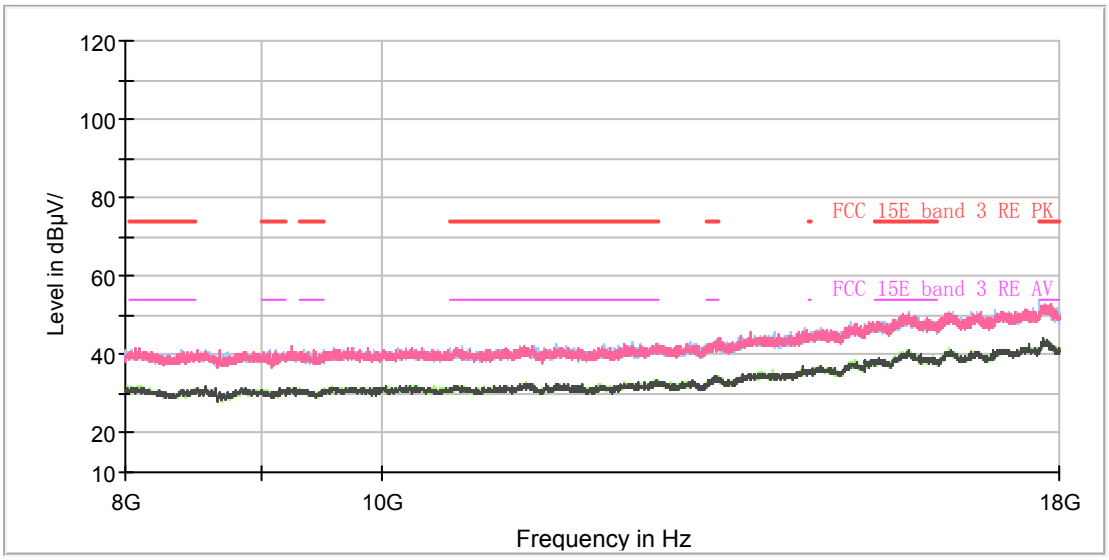

Radiates Emission from 8GHz to 18GHz

This report shall not be reproduced except in full, without the written approval of TA Technology (Shanghai) Co., Ltd.

Frequency (MHz)	MaxPeak (dBμV/m)	Average (dBμV/m)	Limit (dBμV/m)	Margin (dB)	Height (cm)	Polarization	Azimuth (deg)	Correct Factor
1344.750000	---	30.99	54.00	23.01	100.0	H	331.0	-7.0
1408.625000	40.88	---	74.00	33.12	100.0	V	4.0	-6.7
1686.875000	41.87	---	74.00	32.13	100.0	V	197.0	-5.1
1698.250000	---	32.08	54.00	21.92	200.0	H	13.0	-5.0
2797.250000	---	35.77	54.00	18.23	200.0	H	330.0	0.1
2820.000000	45.11	---	74.00	28.89	100.0	V	4.0	0.2
3872.625000	47.16	---	74.00	26.84	200.0	H	101.0	3.7
3954.875000	---	37.57	54.00	16.43	100.0	V	7.0	3.9
4983.875000	---	39.61	54.00	14.39	100.0	V	90.0	6.6
5431.875000	49.22	---	74.00	24.78	100.0	H	57.0	7.2
7518.750000	---	41.31	54.00	12.69	200.0	H	196.0	9.9
7539.750000	50.51	---	74.00	23.49	200.0	V	351.0	10.0

Remark: 1. Correction Factor = Antenna factor+ Insertion loss (cable loss + amplifier gain)

This report shall not be reproduced except in full, without the written approval of TA Technology (Shanghai) Co., Ltd.

802.11a CH165

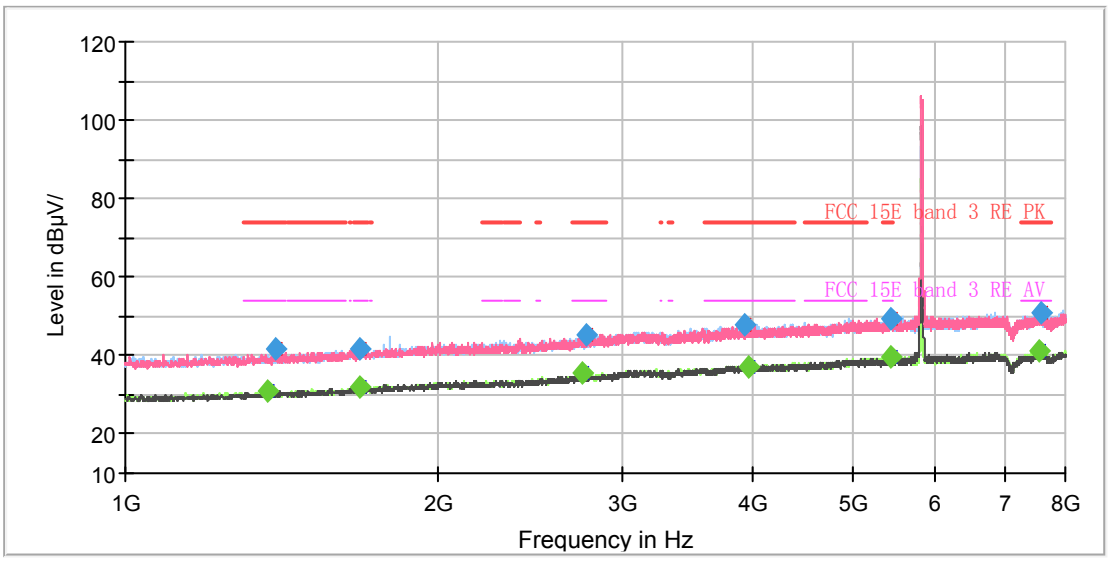

Radiates Emission from 1GHz to 8GHz

Note: The signal beyond the limit is carrier.

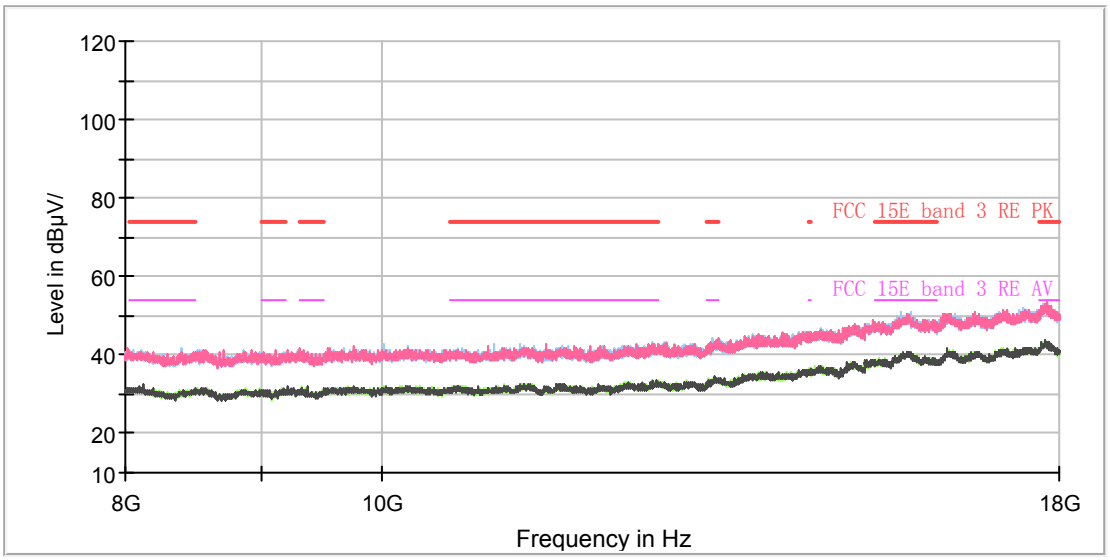

Radiates Emission from 8GHz to 18GHz

This report shall not be reproduced except in full, without the written approval of TA Technology (Shanghai) Co., Ltd.

Frequency (MHz)	MaxPeak (dBμV/m)	Average (dBμV/m)	Limit (dBμV/m)	Margin (dB)	Height (cm)	Polarization	Azimuth (deg)	Correct Factor
1371.000000	---	31.09	54.00	22.91	200.0	V	113.0	-6.9
1393.750000	41.78	---	74.00	32.22	200.0	H	279.0	-6.7
1676.375000	41.81	---	74.00	32.19	200.0	H	290.0	-5.1
1679.875000	---	31.84	54.00	22.16	200.0	H	84.0	-5.1
2745.625000	---	35.66	54.00	18.34	200.0	V	140.0	-0.2
2769.250000	45.50	---	74.00	28.50	100.0	H	243.0	-0.1
3943.500000	47.87	---	74.00	26.13	100.0	H	57.0	3.9
3973.250000	---	37.33	54.00	16.67	200.0	H	72.0	3.9
5431.875000	49.40	---	74.00	24.60	100.0	H	70.0	7.2
5435.375000	---	39.70	54.00	14.30	200.0	H	99.0	7.2
7561.625000	---	41.03	54.00	12.97	100.0	H	159.0	10.0
7574.750000	50.84	---	74.00	23.16	100.0	H	66.0	10.1

Remark: 1. Correction Factor = Antenna factor+ Insertion loss (cable loss + amplifier gain)

This report shall not be reproduced except in full, without the written approval of TA Technology (Shanghai) Co., Ltd.

802.11n (HT20) CH36

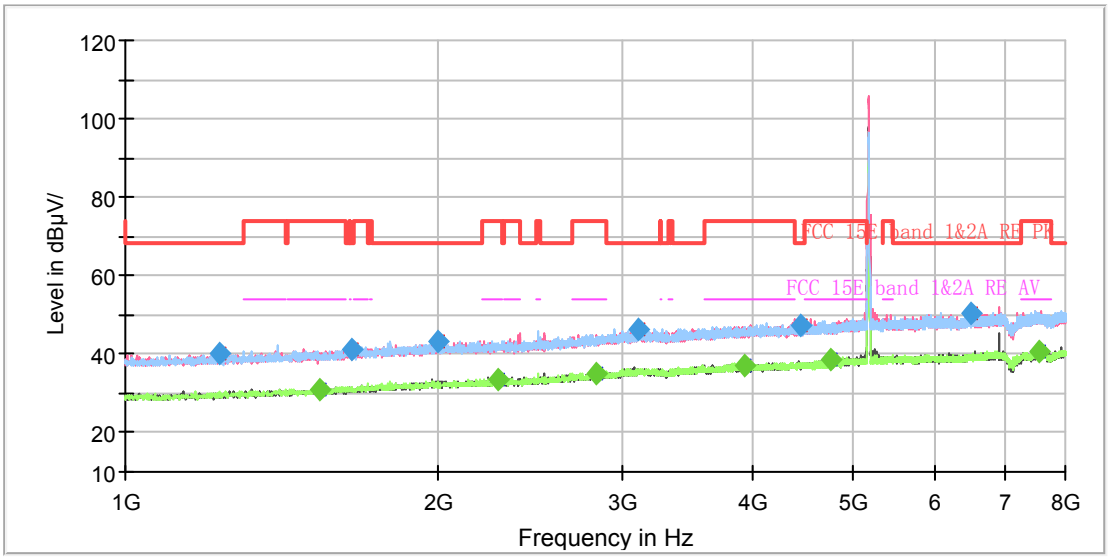

Radiates Emission from 1GHz to 8GHz

Note: The signal beyond the limit is carrier.

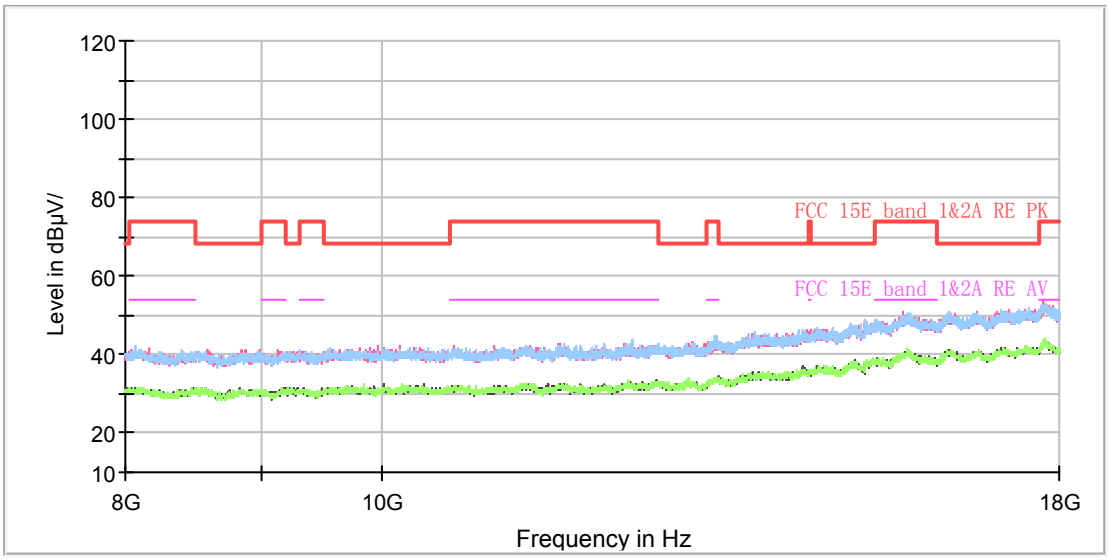

Radiates Emission from 8GHz to 18GHz

This report shall not be reproduced except in full, without the written approval of TA Technology (Shanghai) Co., Ltd.

Frequency (MHz)	MaxPeak (dBµV/m)	Average (dBµV/m)	Limit (dBµV/m)	Margin (dB)	Height (cm)	Polarization	Azimuth (deg)	Correct Factor
1233.625000	40.29	---	68.20	27.91	200.0	H	63.0	-7.6
1535.500000	---	30.91	54.00	23.09	200.0	V	296.0	-6.0
1653.625000	41.35	---	68.20	26.85	100.0	H	91.0	-5.3
1994.000000	43.42	---	68.20	24.78	200.0	V	75.0	-3.4
2284.500000	---	33.36	54.00	20.64	100.0	V	358.0	-2.2
2831.375000	---	35.26	54.00	18.74	200.0	V	0.0	0.2
3105.250000	46.26	---	68.20	21.94	100.0	H	246.0	1.5
3936.500000	---	37.27	54.00	16.73	200.0	H	332.0	3.9
4450.125000	47.25	---	68.20	20.95	200.0	H	130.0	4.9
4768.625000	---	38.82	54.00	15.18	200.0	V	0.0	5.8
6485.375000	50.31	---	68.20	17.89	100.0	V	297.0	8.6
7553.750000	---	40.87	54.00	13.13	100.0	V	239.0	10.0

Remark: 1. Correction Factor = Antenna factor+ Insertion loss (cable loss + amplifier gain)

This report shall not be reproduced except in full, without the written approval of TA Technology (Shanghai) Co., Ltd.

802.11n (HT20) CH40

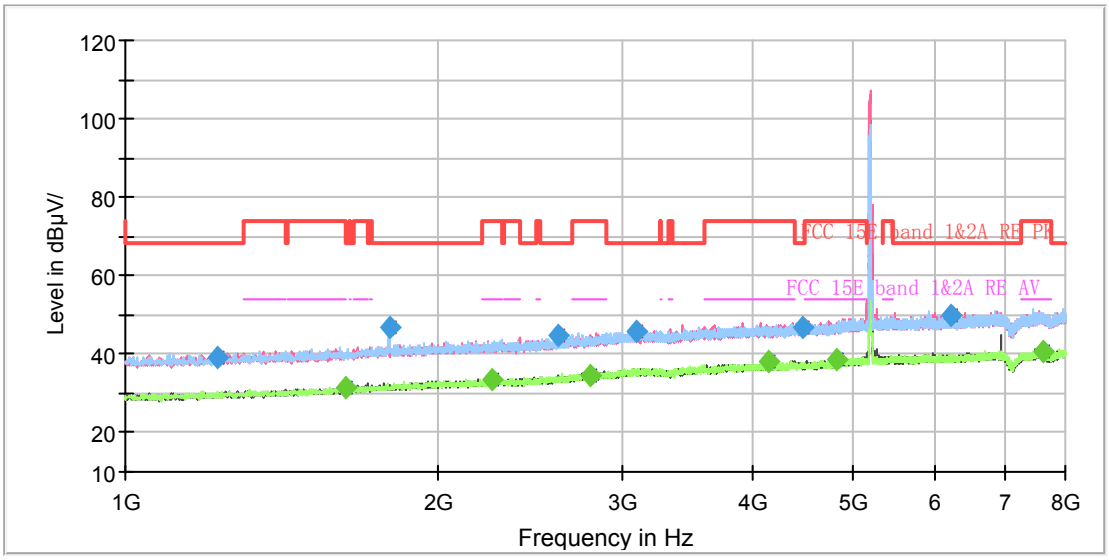

Radiates Emission from 1GHz to 8GHz

Note: The signal beyond the limit is carrier.

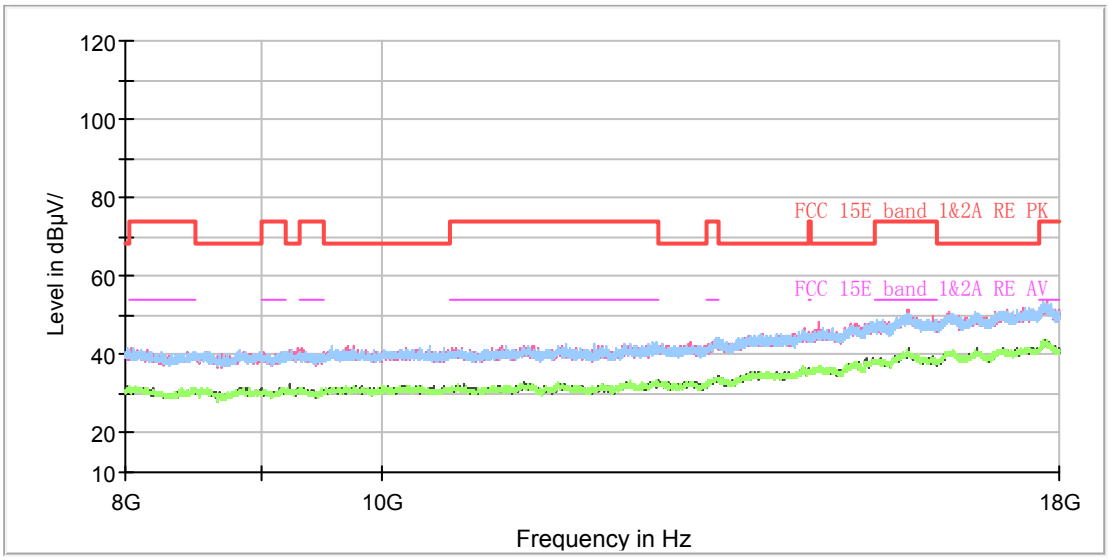

Radiates Emission from 8GHz to 18GHz

This report shall not be reproduced except in full, without the written approval of TA Technology (Shanghai) Co., Ltd.

Frequency (MHz)	MaxPeak (dBμV/m)	Average (dBμV/m)	Limit (dBμV/m)	Margin (dB)	Height (cm)	Polarization	Azimuth (deg)	Correct Factor
1227.500000	39.37	---	68.20	28.83	100.0	H	64.0	-7.7
1630.000000	---	31.38	54.00	22.02	200.0	V	24.0	-5.4
1791.875000	46.98	---	68.20	21.22	100.0	H	139.0	-4.5
2251.250000	---	33.58	54.00	20.42	100.0	V	323.0	-2.4
2605.625000	44.59	---	68.20	23.61	100.0	H	231.0	-0.9
2802.500000	---	34.75	54.00	19.25	100.0	H	269.0	0.1
3098.250000	45.68	---	68.20	22.52	200.0	H	223.0	1.5
4157.875000	---	38.03	54.00	15.97	100.0	V	208.0	4.4
4476.375000	46.77	---	68.20	21.43	200.0	V	106.0	4.9
4820.250000	---	38.51	54.00	15.49	200.0	V	61.0	5.9
6212.375000	50.05	---	68.20	18.15	100.0	V	271.0	8.1
7629.875000	---	40.76	54.00	13.24	200.0	H	269.0	10.2

Remark: 1. Correction Factor = Antenna factor+ Insertion loss (cable loss + amplifier gain)

This report shall not be reproduced except in full, without the written approval of TA Technology (Shanghai) Co., Ltd.

802.11n (HT20) CH48

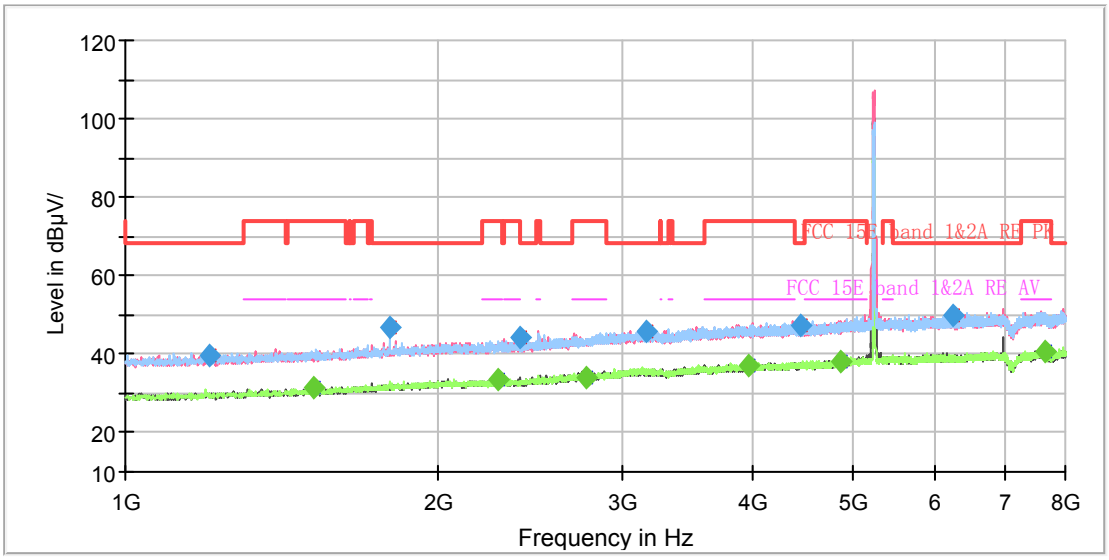

Radiates Emission from 1GHz to 8GHz

Note: The signal beyond the limit is carrier.

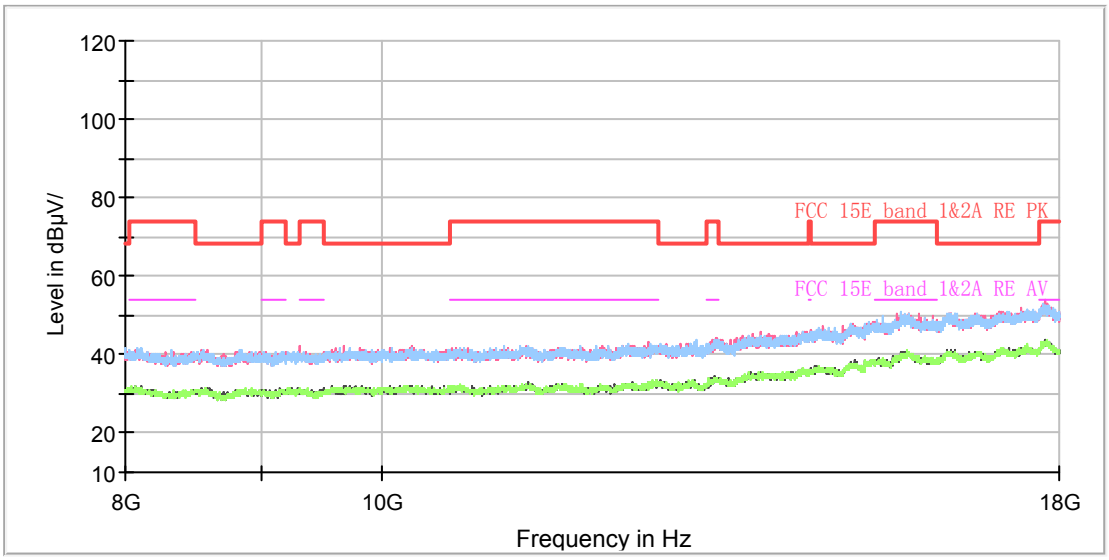

Radiates Emission from 8GHz to 18GHz

This report shall not be reproduced except in full, without the written approval of TA Technology (Shanghai) Co., Ltd.

Frequency (MHz)	MaxPeak (dBμV/m)	Average (dBμV/m)	Limit (dBμV/m)	Margin (dB)	Height (cm)	Polarization	Azimuth (deg)	Correct Factor
1205.625000	39.49	---	68.20	28.71	200.0	H	104.0	-7.8
1516.250000	---	31.25	54.00	22.75	200.0	H	321.0	-6.1
1796.250000	46.68	---	68.20	21.52	100.0	H	138.0	-4.5
2277.500000	---	33.30	54.00	20.70	100.0	H	176.0	-2.3
2395.625000	44.46	---	68.20	23.74	100.0	V	351.0	-2.0
2776.250000	---	34.28	54.00	19.72	100.0	V	286.0	-0.1
3163.000000	45.62	---	68.20	22.58	200.0	H	218.0	1.6
3973.250000	---	36.97	54.00	17.03	200.0	V	146.0	3.9
4454.500000	47.39	---	68.20	20.81	100.0	V	21.0	4.9
4877.125000	---	38.31	54.00	15.69	200.0	H	93.0	6.3
6245.625000	49.86	---	68.20	18.34	100.0	V	276.0	8.2
7646.500000	---	40.56	54.00	13.44	200.0	H	295.0	10.2

Remark: 1. Correction Factor = Antenna factor+ Insertion loss (cable loss + amplifier gain)

This report shall not be reproduced except in full, without the written approval of TA Technology (Shanghai) Co., Ltd.

802.11n (HT20) CH149

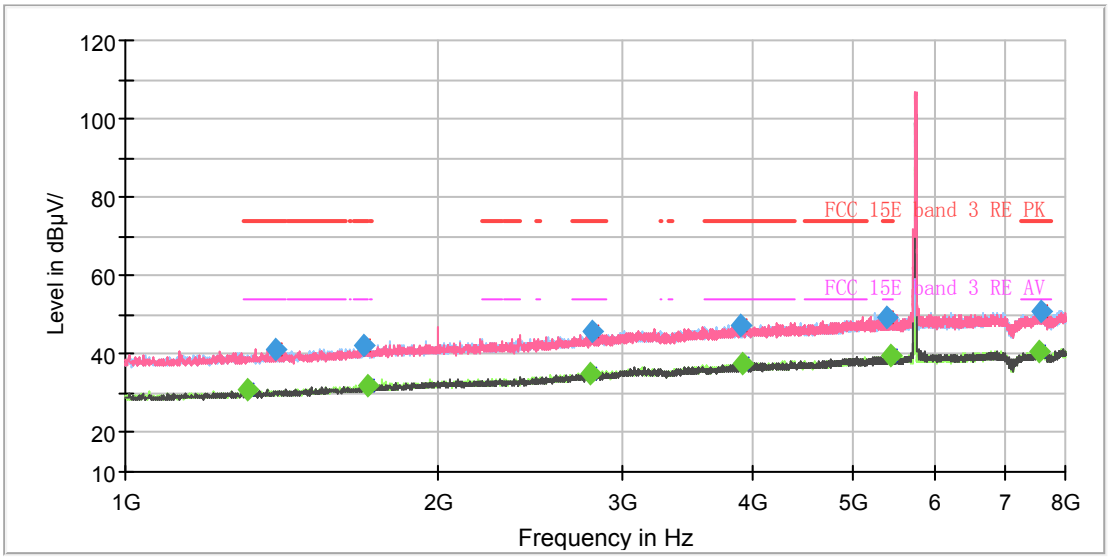

Radiates Emission from 1GHz to 8GHz

Note: The signal beyond the limit is carrier.

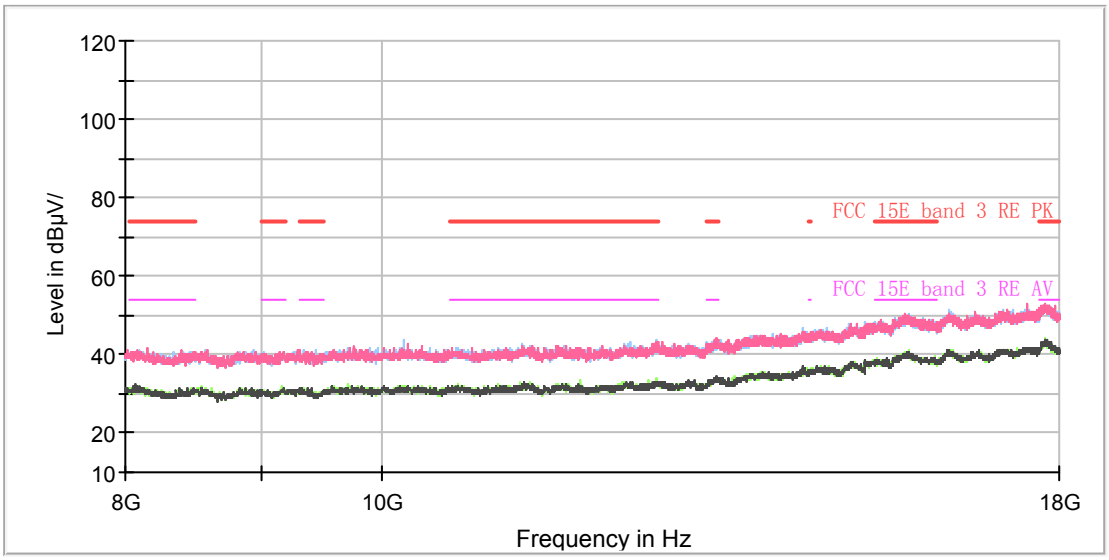

Radiates Emission from 8GHz to 18GHz

This report shall not be reproduced except in full, without the written approval of TA Technology (Shanghai) Co., Ltd.

Frequency (MHz)	MaxPeak (dBμV/m)	Average (dBμV/m)	Limit (dBμV/m)	Margin (dB)	Height (cm)	Polarization	Azimuth (deg)	Correct Factor
1308.875000	---	30.81	54.00	23.19	100.0	H	112.0	-7.2
1396.375000	41.19	---	74.00	32.81	100.0	V	192.0	-6.7
1693.875000	42.03	---	74.00	31.97	100.0	V	158.0	-5.1
1708.750000	---	31.90	54.00	22.10	200.0	V	342.0	-5.0
2803.375000	---	35.08	54.00	18.92	200.0	H	32.0	0.1
2808.625000	45.56	---	74.00	28.44	100.0	H	42.0	0.1
3901.500000	47.41	---	74.00	26.59	200.0	H	148.0	3.8
3921.625000	---	37.66	54.00	16.34	200.0	H	218.0	3.8
5382.000000	49.41	---	74.00	24.59	200.0	H	355.0	7.0
5433.625000	---	39.45	54.00	14.55	200.0	H	132.0	7.2
7540.625000	---	40.87	54.00	13.13	200.0	H	233.0	10.0
7574.750000	50.84	---	74.00	23.16	100.0	V	176.0	10.1

Remark: 1. Correction Factor = Antenna factor+ Insertion loss (cable loss + amplifier gain)

This report shall not be reproduced except in full, without the written approval of TA Technology (Shanghai) Co., Ltd.

802.11n (HT20) CH157

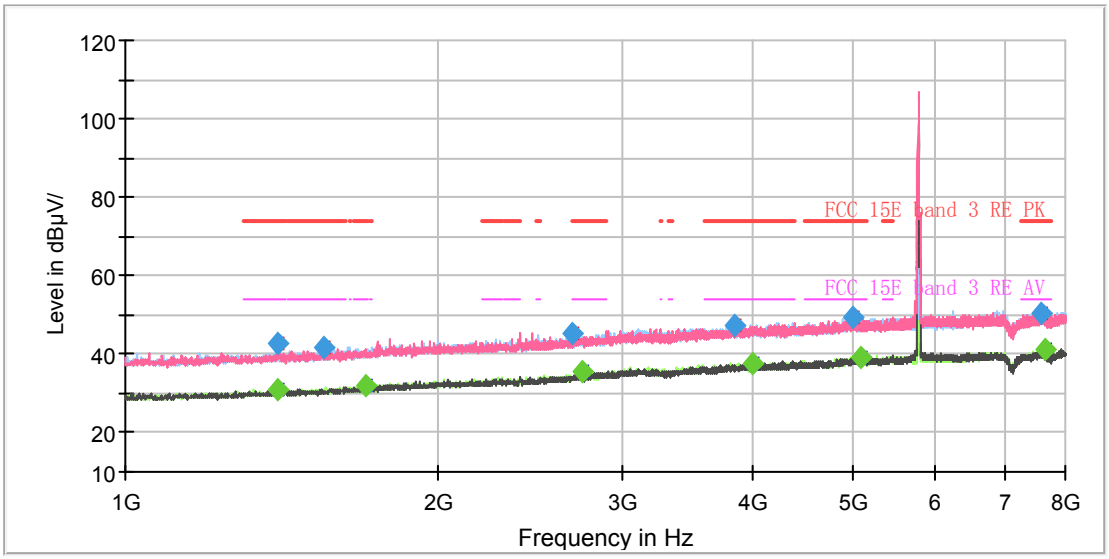

Radiates Emission from 1GHz to 8GHz

Note: The signal beyond the limit is carrier.

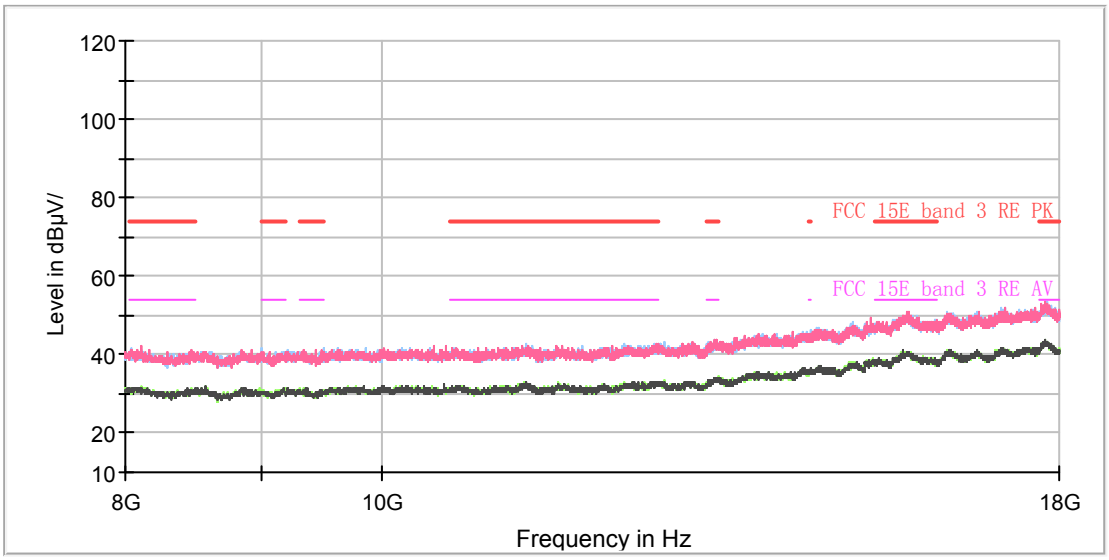

Radiates Emission from 8GHz to 18GHz

This report shall not be reproduced except in full, without the written approval of TA Technology (Shanghai) Co., Ltd.

Frequency (MHz)	MaxPeak (dBµV/m)	Average (dBµV/m)	Limit (dBµV/m)	Margin (dB)	Height (cm)	Polarization	Azimuth (deg)	Correct Factor
1398.125000	---	31.03	54.00	22.97	200.0	V	194.0	-6.7
1398.125000	42.89	---	74.00	31.11	200.0	V	194.0	-6.7
1548.625000	41.67	---	74.00	32.33	200.0	V	258.0	-5.9
1704.375000	---	32.05	54.00	21.95	100.0	H	145.0	-5.0
2690.500000	45.36	---	74.00	28.64	200.0	V	3.0	-0.5
2751.750000	---	35.36	54.00	18.64	100.0	V	0.0	-0.2
3847.250000	47.54	---	74.00	26.46	200.0	H	169.0	3.7
3999.500000	---	37.55	54.00	16.45	200.0	H	90.0	4.0
4989.125000	49.61	---	74.00	24.39	100.0	H	13.0	6.6
5091.500000	---	39.32	54.00	14.68	100.0	H	332.0	6.6
7584.375000	50.53	---	74.00	23.47	100.0	H	149.0	10.1
7661.375000	---	41.11	54.00	12.89	100.0	H	262.0	10.2

Remark: 1. Correction Factor = Antenna factor+ Insertion loss (cable loss + amplifier gain)

This report shall not be reproduced except in full, without the written approval of TA Technology (Shanghai) Co., Ltd.

802.11n (HT20) CH165

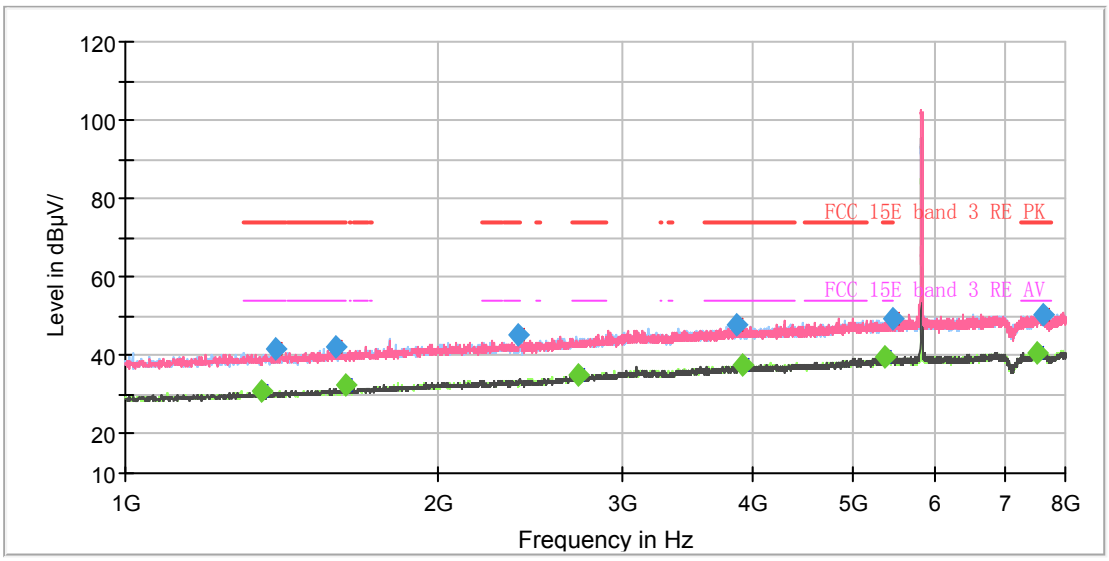

Radiates Emission from 1GHz to 8GHz

Note: The signal beyond the limit is carrier.

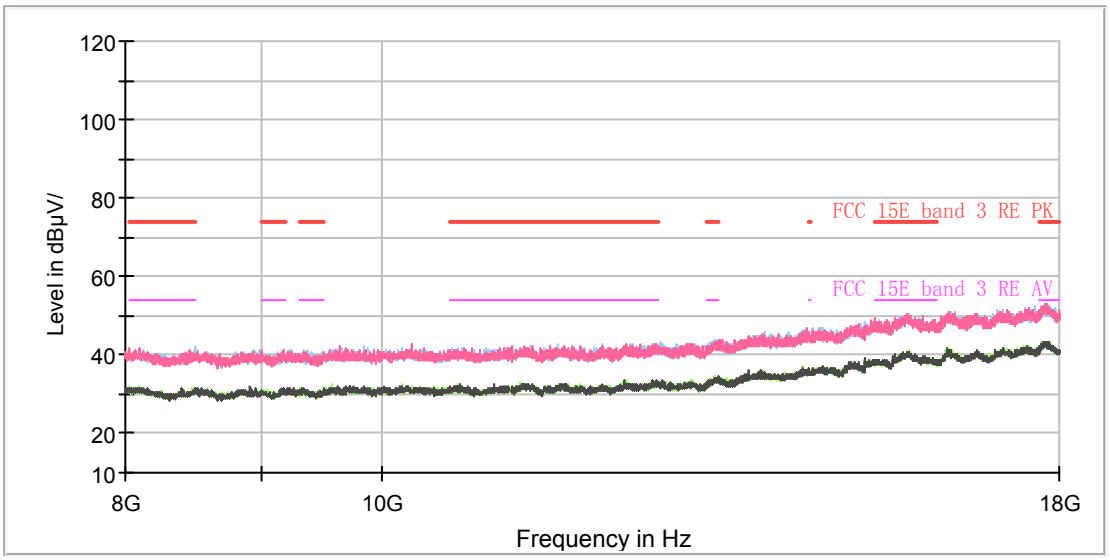

Radiates Emission from 8GHz to 18GHz

This report shall not be reproduced except in full, without the written approval of TA Technology (Shanghai) Co., Ltd.

Frequency (MHz)	MaxPeak (dBμV/m)	Average (dBμV/m)	Limit (dBμV/m)	Margin (dB)	Height (cm)	Polarization	Azimuth (deg)	Correct Factor
1354.375000	---	30.91	54.00	23.09	100.0	H	220.0	-6.9
1397.250000	41.73	---	74.00	32.27	100.0	H	124.0	-6.7
1589.750000	42.29	---	74.00	31.71	200.0	H	258.0	-5.6
1626.500000	---	32.34	54.00	21.66	100.0	V	22.0	-5.5
2389.500000	45.07	---	74.00	28.93	100.0	V	15.0	-2.0
2728.125000	---	35.15	54.00	18.85	200.0	H	314.0	-0.4
3866.500000	47.68	---	74.00	26.32	200.0	V	21.0	3.7
3917.250000	---	37.79	54.00	16.21	100.0	H	261.0	3.8
5379.375000	---	39.75	54.00	14.25	100.0	H	55.0	7.0
5459.875000	49.49	---	74.00	24.51	200.0	H	72.0	7.3
7525.750000	---	40.94	54.00	13.06	100.0	V	204.0	9.9
7622.000000	50.66	---	74.00	23.34	100.0	H	283.0	10.2

Remark: 1. Correction Factor = Antenna factor+ Insertion loss (cable loss + amplifier gain)

This report shall not be reproduced except in full, without the written approval of TA Technology (Shanghai) Co., Ltd.

802.11n (HT40) CH38

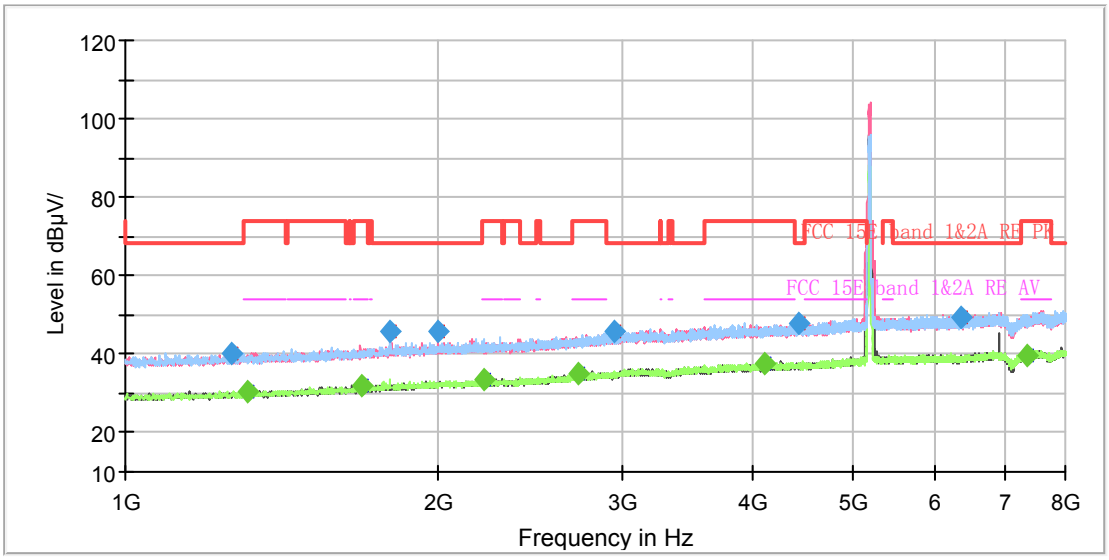

Radiates Emission from 1GHz to 8GHz

Note: The signal beyond the limit is carrier.

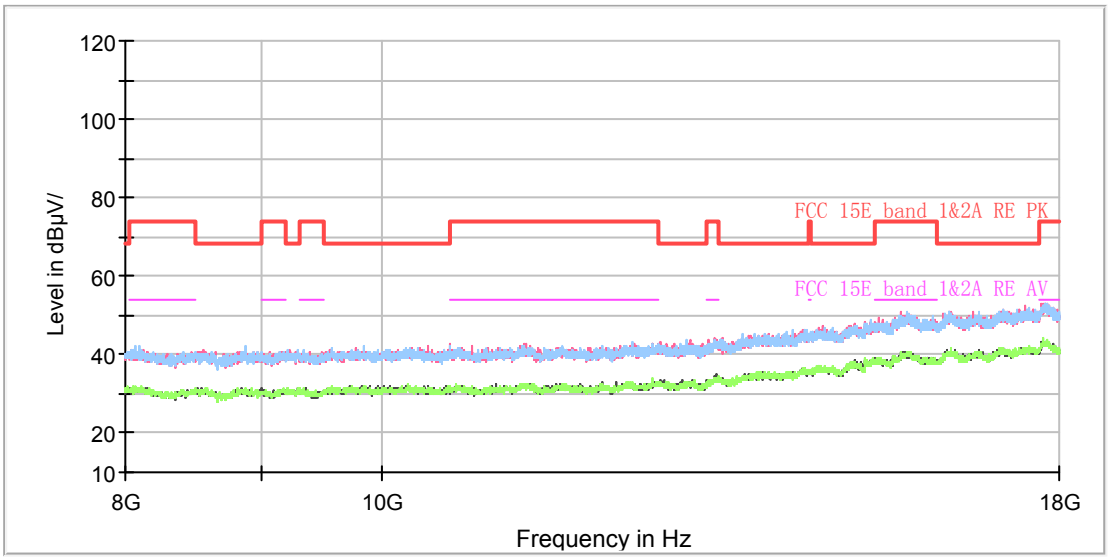

Radiates Emission from 8GHz to 18GHz

This report shall not be reproduced except in full, without the written approval of TA Technology (Shanghai) Co., Ltd.

Frequency (MHz)	MaxPeak (dBµV/m)	Average (dBµV/m)	Limit (dBµV/m)	Margin (dB)	Height (cm)	Polarization	Azimuth (deg)	Correct Factor
1265.125000	40.29	---	68.20	27.91	100.0	H	76.0	-7.4
1308.875000	---	30.35	54.00	23.65	200.0	H	128.0	-7.2
1687.750000	---	31.86	54.00	22.14	200.0	H	185.0	-5.1
1796.250000	45.75	---	68.20	22.45	100.0	H	118.0	-4.5
1994.000000	45.58	---	68.20	22.62	100.0	V	23.0	-3.4
2214.500000	---	33.37	54.00	20.63	100.0	H	325.0	-2.6
2723.750000	---	35.00	54.00	19.00	100.0	V	150.0	-0.4
2953.875000	45.95	---	68.20	22.25	100.0	V	204.0	0.9
4109.750000	---	37.39	54.00	16.61	100.0	H	0.0	4.2
4431.750000	48.11	---	68.20	20.09	200.0	H	245.0	4.9
6356.750000	49.51	---	68.20	18.69	200.0	V	145.0	8.3
7345.500000	---	39.83	54.00	14.17	100.0	V	23.0	9.8

Remark: 1. Correction Factor = Antenna factor+ Insertion loss (cable loss + amplifier gain)

This report shall not be reproduced except in full, without the written approval of TA Technology (Shanghai) Co., Ltd.

802.11n (HT40) CH46

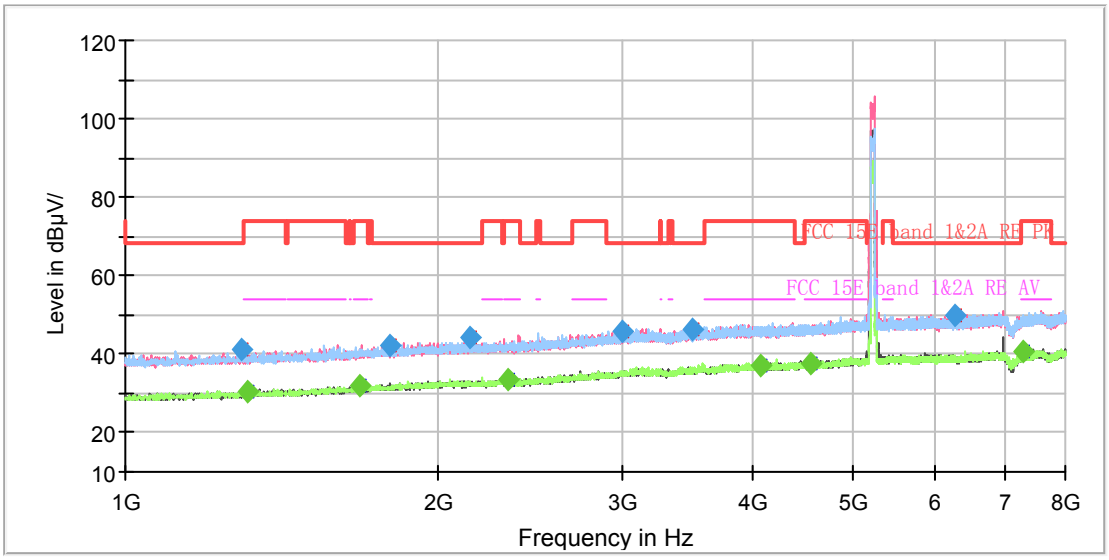

Radiates Emission from 1GHz to 8GHz

Note: The signal beyond the limit is carrier.

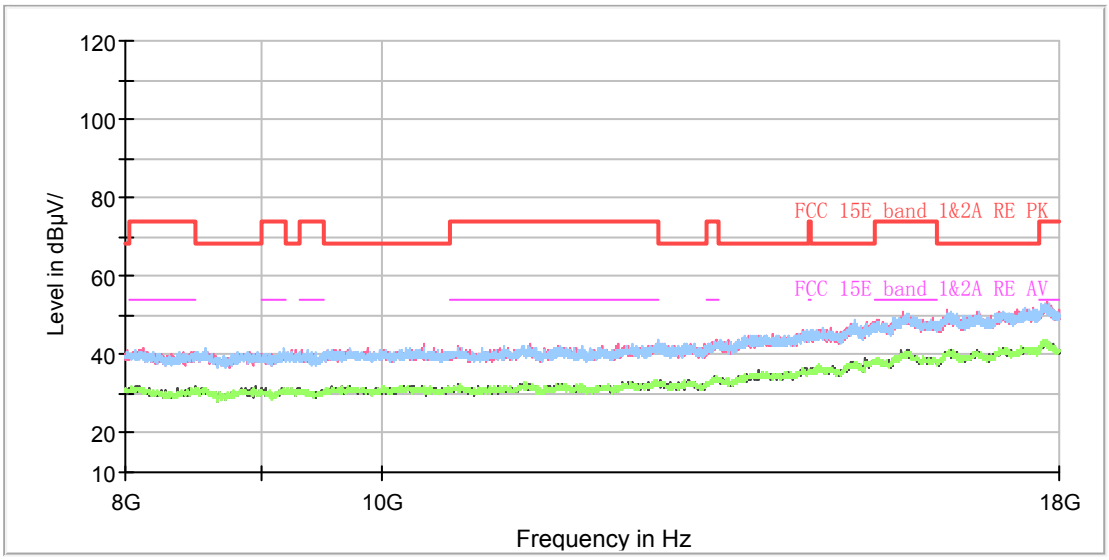

Radiates Emission from 8GHz to 18GHz

This report shall not be reproduced except in full, without the written approval of TA Technology (Shanghai) Co., Ltd.

Frequency (MHz)	MaxPeak (dBμV/m)	Average (dBμV/m)	Limit (dBμV/m)	Margin (dB)	Height (cm)	Polarization	Azimuth (deg)	Correct Factor
1290.500000	41.18	---	68.20	27.02	100.0	H	150.0	-7.3
1311.500000	---	30.72	54.00	23.28	200.0	V	23.0	-7.2
1680.750000	---	31.78	54.00	22.22	200.0	H	302.0	-5.1
1796.250000	42.36	---	68.20	25.84	100.0	H	54.0	-4.5
2144.500000	44.16	---	68.20	24.04	100.0	V	40.0	-2.7
2330.000000	---	33.37	54.00	20.63	100.0	V	107.0	-2.2
3000.250000	46.05	---	68.20	22.15	200.0	V	0.0	1.1
3513.000000	46.54	---	68.20	21.66	100.0	V	96.0	2.4
4078.250000	---	37.01	54.00	16.99	100.0	V	191.0	4.2
4551.625000	---	37.84	54.00	16.16	100.0	V	112.0	5.1
6264.875000	50.02	---	68.20	18.18	100.0	H	146.0	8.2
7291.250000	---	40.57	54.00	13.43	100.0	H	310.0	9.6

Remark: 1. Correction Factor = Antenna factor+ Insertion loss (cable loss + amplifier gain)

This report shall not be reproduced except in full, without the written approval of TA Technology (Shanghai) Co., Ltd.

802.11n (HT40) CH151

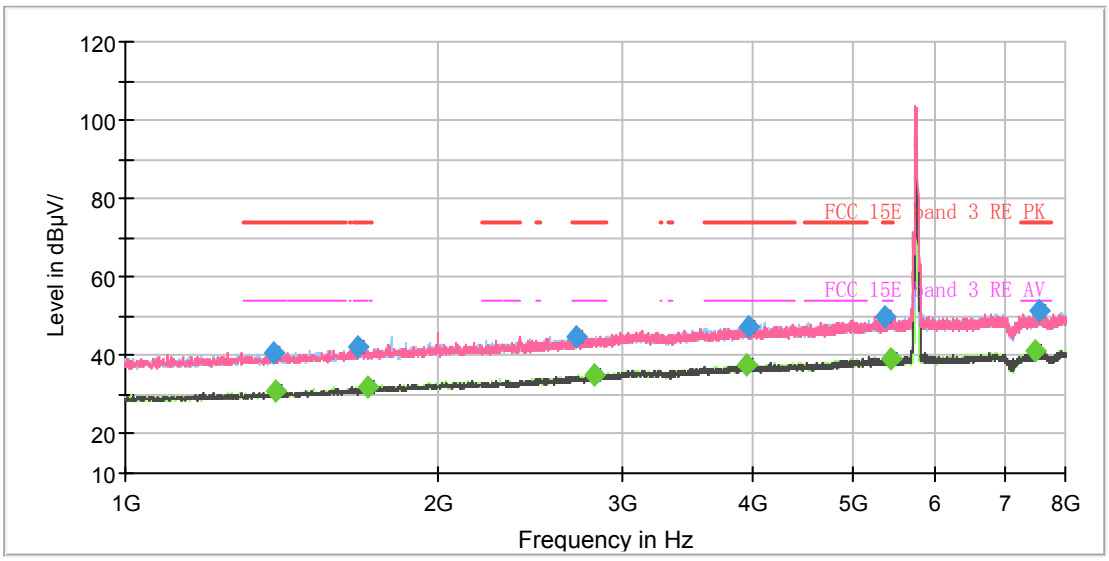

Radiates Emission from 1GHz to 8GHz

Note: The signal beyond the limit is carrier.

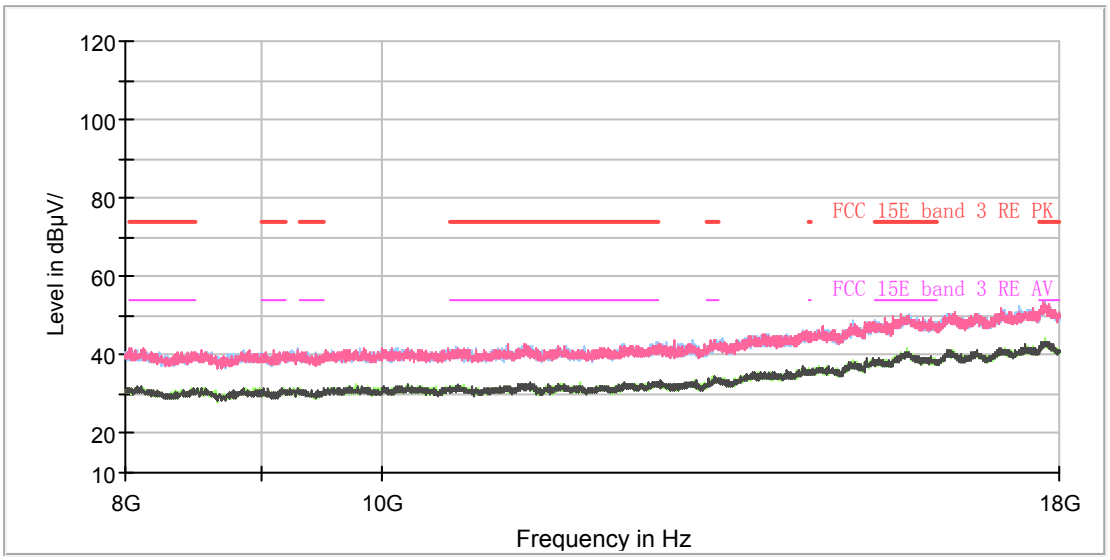

Radiates Emission from 8GHz to 18GHz

This report shall not be reproduced except in full, without the written approval of TA Technology (Shanghai) Co., Ltd.

Frequency (MHz)	MaxPeak (dBμV/m)	Average (dBμV/m)	Limit (dBμV/m)	Margin (dB)	Height (cm)	Polarization	Azimuth (deg)	Correct Factor
1388.500000	40.80	---	74.00	33.20	200.0	H	290.0	-6.8
1396.375000	---	30.74	54.00	23.26	100.0	H	80.0	-6.7
1673.750000	42.21	---	74.00	31.79	100.0	V	281.0	-5.1
1708.750000	---	31.88	54.00	22.12	100.0	H	46.0	-5.0
2708.875000	44.56	---	74.00	29.44	100.0	V	262.0	-0.4
2819.125000	---	35.14	54.00	18.86	200.0	H	241.0	0.2
3951.375000	---	37.41	54.00	16.59	100.0	H	173.0	3.9
3970.625000	47.33	---	74.00	26.67	200.0	H	110.0	3.9
5367.125000	49.68	---	74.00	24.32	200.0	H	249.0	7.0
5428.375000	---	39.39	54.00	14.61	100.0	V	308.0	7.1
7498.625000	---	41.01	54.00	12.99	100.0	H	30.0	9.9
7555.500000	51.23	---	74.00	22.77	100.0	H	166.0	10.0

Remark: 1. Correction Factor = Antenna factor+ Insertion loss (cable loss + amplifier gain)

This report shall not be reproduced except in full, without the written approval of TA Technology (Shanghai) Co., Ltd.

802.11n (HT40) CH159

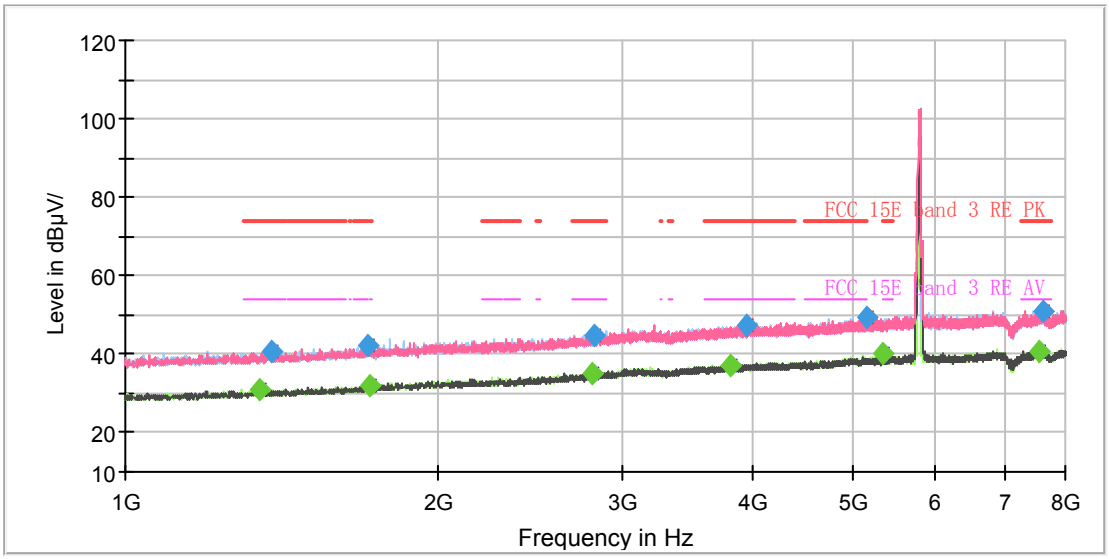

Radiates Emission from 1GHz to 8GHz

Note: The signal beyond the limit is carrier.

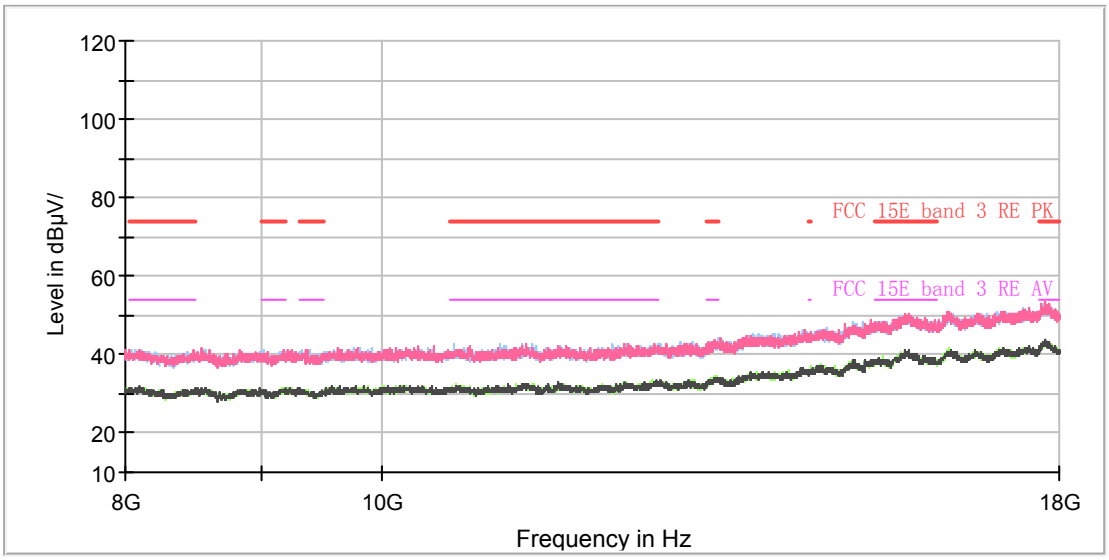

Radiates Emission from 8GHz to 18GHz

This report shall not be reproduced except in full, without the written approval of TA Technology (Shanghai) Co., Ltd.

Frequency (MHz)	MaxPeak (dBμV/m)	Average (dBμV/m)	Limit (dBμV/m)	Margin (dB)	Height (cm)	Polarization	Azimuth (deg)	Correct Factor
1344.750000	---	30.95	54.00	23.05	200.0	H	5.0	-7.0
1383.250000	40.71	---	74.00	33. 29	200.0	H	298.0	-6.8
1707.875000	42.20	---	74.00	31.80	100.0	V	81.0	-5.0
1719.250000	---	31.78	54.00	22.22	100.0	V	92.0	-4.9
2806.000000	---	35.19	54.00	18.81	200.0	V	0.0	0.1
2820.875000	44.80	---	74.00	29.20	100.0	V	199.0	0.2
3814.875000	---	37.37	54.00	16.63	100.0	H	84.0	3.5
3957.500000	47.21	---	74.00	26.79	200.0	H	138.0	3.9
5147.500000	49.22	---	74.00	24.78	200.0	V	0.0	6.7
5352.250000	---	40.05	54.00	13.95	100.0	V	145.0	7.0
7545.000000	---	40.91	54.00	13.09	200.0	V	178.0	10.0
7615.875000	50.91	---	74.00	23.09	100.0	V	225.0	10.2

Remark: 1. Correction Factor = Antenna factor+ Insertion loss (cable loss + amplifier gain)

This report shall not be reproduced except in full, without the written approval of TA Technology (Shanghai) Co., Ltd.

802.11ac (HT80) CH42

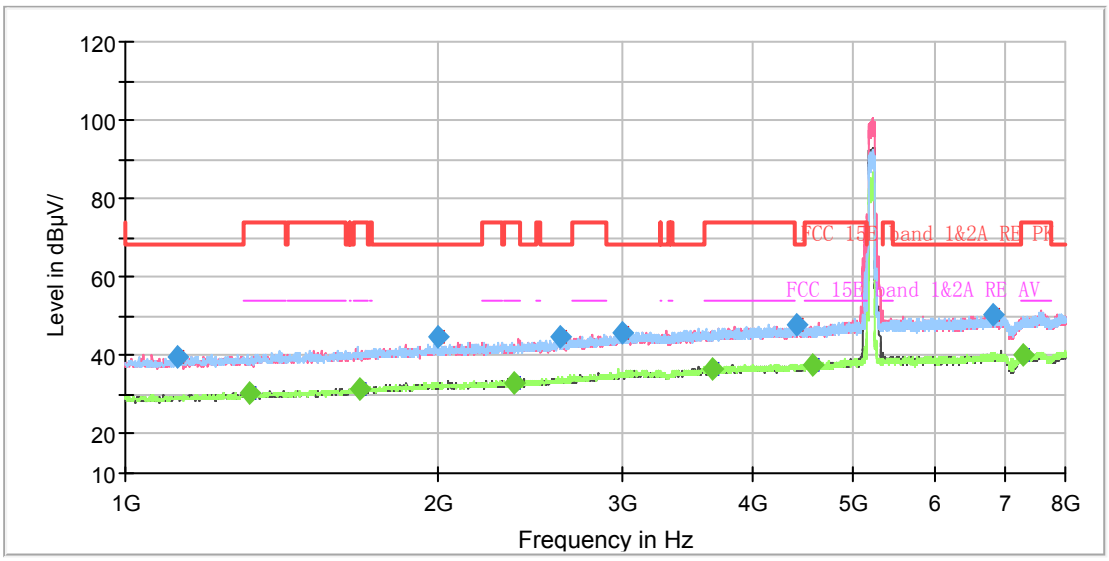

Radiates Emission from 1GHz to 8GHz

Note: The signal beyond the limit is carrier.

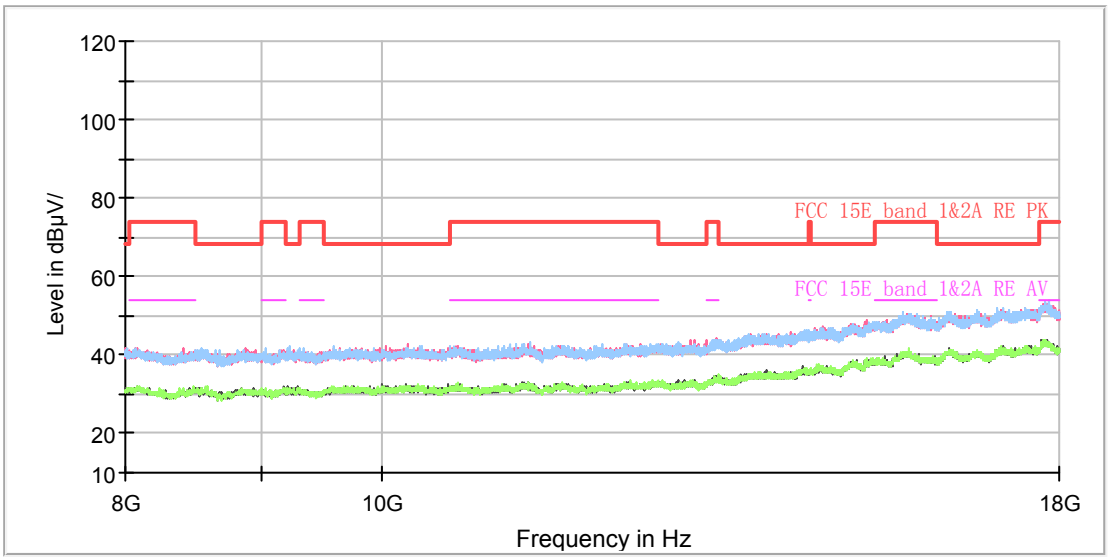

Radiates Emission from 8GHz to 18GHz

This report shall not be reproduced except in full, without the written approval of TA Technology (Shanghai) Co., Ltd.

Frequency (MHz)	MaxPeak (dBµV/m)	Average (dBµV/m)	Limit (dBµV/m)	Margin (dB)	Height (cm)	Polarization	Azimuth (deg)	Correct Factor
1120.750000	39.78	---	68.20	28.42	200.0	H	171.0	-8.2
1314.125000	---	30.42	54.00	23.58	100.0	V	226.0	-7.2
1681.625000	---	31.37	54.00	22.63	100.0	V	138.0	-5.1
1997.500000	44.56	---	68.20	23.64	200.0	H	285.0	-3.4
2360.625000	---	33.26	54.00	20.74	100.0	V	17.0	-2.1
2617.000000	44.90	---	68.20	23.30	200.0	V	327.0	-0.9
3004.625000	45.89	---	68.20	22.31	200.0	H	96.0	1.2
3664.375000	---	36.75	54.00	17.25	100.0	H	0.0	2.9
4422.125000	48.05	---	68.20	20.15	100.0	H	127.0	4.9
4569.125000	---	37.80	54.00	16.20	100.0	H	271.0	5.1
6811.750000	50.23	---	68.20	17.97	100.0	V	172.0	9.1
7302.625000	---	40.20	54.00	13.80	200.0	V	133.0	9.7

Remark: 1. Correction Factor = Antenna factor+ Insertion loss (cable loss + amplifier gain)

This report shall not be reproduced except in full, without the written approval of TA Technology (Shanghai) Co., Ltd.

802.11ac (HT80) CH155

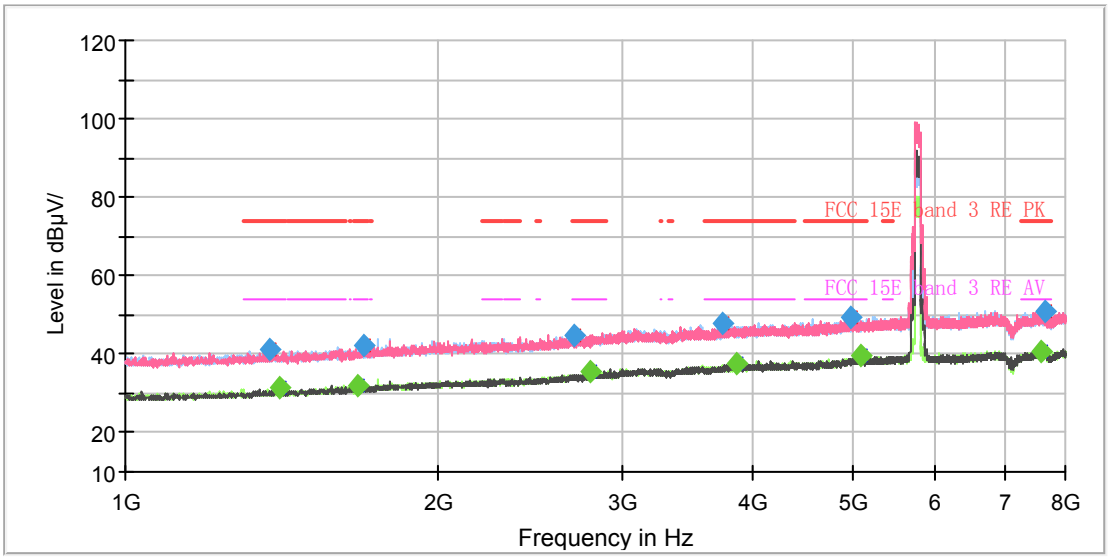

Radiates Emission from 1GHz to 8GHz

Note: The signal beyond the limit is carrier.

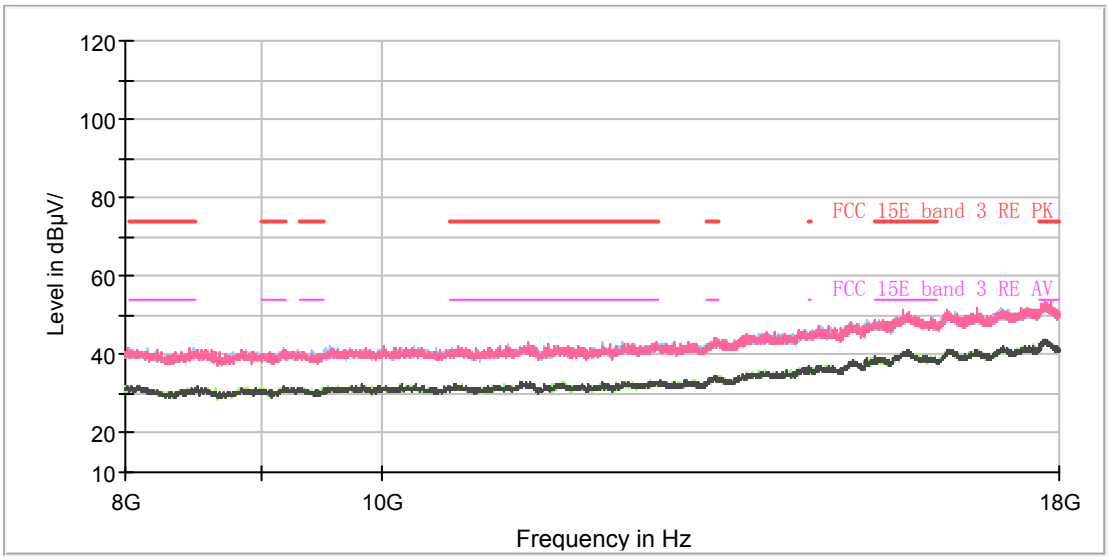

Radiates Emission from 8GHz to 18GHz

This report shall not be reproduced except in full, without the written approval of TA Technology (Shanghai) Co., Ltd.

Frequency (MHz)	MaxPeak (dBμV/m)	Average (dBμV/m)	Limit (dBμV/m)	Margin (dB)	Height (cm)	Polarization	Azimuth (deg)	Correct Factor
1376.250000	41.24	---	74.00	32.76	200.0	H	176.0	-6.8
1404.250000	---	31.24	54.00	22.76	100.0	V	125.0	-6.7
1675.500000	---	32.20	54.00	21.80	200.0	H	223.0	-5.1
1693.875000	42.12	---	74.00	31.88	200.0	V	182.0	-5.1
2696.625000	44.97	---	74.00	29.03	200.0	H	49.0	-0.5
2795.500000	---	35.50	54.00	18.50	100.0	V	301.0	0.1
3756.250000	47.73	---	74.00	26.27	200.0	H	164.0	3.3
3870.000000	---	37.50	54.00	16.50	100.0	H	89.0	3.7
4980.375000	49.14	---	74.00	24.86	100.0	V	0.0	6.6
5083.625000	---	39.48	54.00	14.52	100.0	V	12.0	6.6
7580.000000	---	40.81	54.00	13.19	100.0	H	117.0	10.1
7650.000000	50.76	---	74.00	23.24	100.0	V	170.0	10.2

Remark: 1. Correction Factor = Antenna factor+ Insertion loss (cable loss + amplifier gain)

This report shall not be reproduced except in full, without the written approval of TA Technology (Shanghai) Co., Ltd.

5.6. Conducted Emission

Ambient condition

Temperature	Relative humidity	Pressure
23°C ~25°C	45%~50%	101.5kPa

Methods of Measurement

The EUT IS placed on a non-metallic table of 80cm height above the horizontal metal reference ground plane. During the test, the EUT was operating in its typical mode. The test method is according to ANSI C63.10-2013.Connect the AC power line of the EUT to the LISN Use EMI receiver to detect the average and Quasi-peak value. RBW is set to 9kHz, VBW is set to 30kHz The measurement result should include both L line and N line.
The test is in transmitting mode.

Test Setup

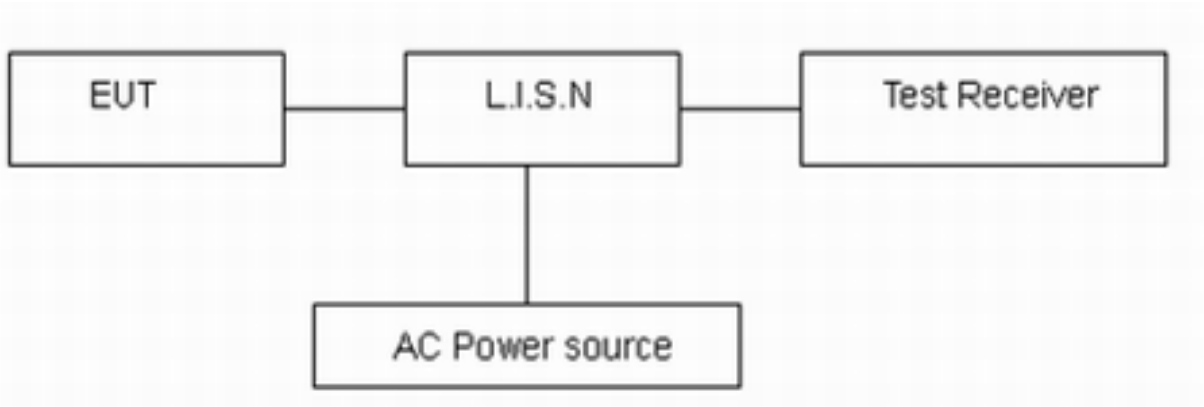

Note: AC Power source is used to change the voltage 110V/60Hz.

Limits

Frequency (MHz)	Conducted Limits(dBμV)	
	Quasi-peak	Average
0.15 - 0.5	66 to 56 *	56 to 46*
0.5 - 5	56	46
5 - 30	60	50
*: Decreases with the logarithm of the frequency.		

Measurement Uncertainty

The assessed measurement uncertainty to ensure 95% confidence level for the normal distribution is with the coverage factor k = 1.96, U= 2.69 dB.

This report shall not be reproduced except in full, without the written approval of TA Technology (Shanghai) Co., Ltd.

Test Results:

Following plots, Blue trace uses the peak detection and Green trace uses the average detection. During the test, the Conducted Emission was performed in all modes with all channels, 802.11a, Channel 36 are selected as the worst condition. The test data of the worst-case condition was recorded in this report.

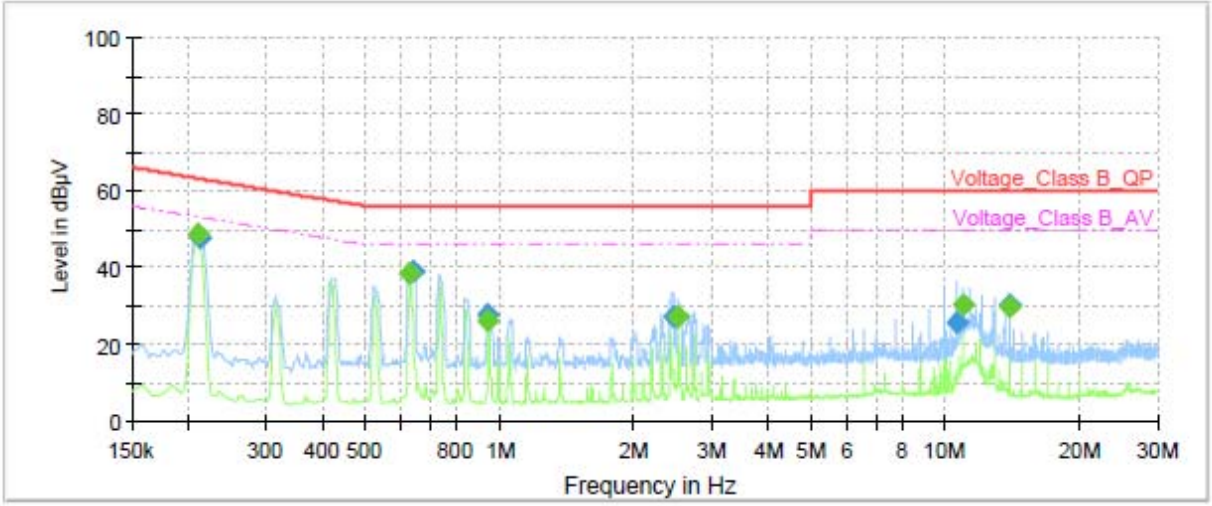

Frequency (MHz)	QuasiPeak (dBµV)	Average (dBµV)	Limit (dBµV)	Margin (dB)	Meas. Time (ms)	Bandwidth (kHz)	Line	Filter	Corr. (dB)
0.21	---	48.89	53.18	4.29	1000.0	9.000	L1	ON	19
0.21	47.87	---	63.09	15.22	1000.0	9.000	L1	ON	19
0.63	---	38.64	46.00	7.36	1000.0	9.000	L1	ON	19
0.64	38.81	---	56.00	17.19	1000.0	9.000	L1	ON	19
0.94	---	26.33	46.00	19.67	1000.0	9.000	L1	ON	19
0.94	27.46	---	56.00	28.54	1000.0	9.000	L1	ON	19
2.45	26.99	---	56.00	29.01	1000.0	9.000	L1	ON	19
2.52	---	27.23	46.00	18.77	1000.0	9.000	L1	ON	19
10.66	25.63	---	60.00	34.37	1000.0	9.000	L1	ON	19
10.96	---	30.41	50.00	19.59	1000.0	9.000	L1	ON	19
13.95	---	29.90	50.00	20.10	1000.0	9.000	L1	ON	19
13.95	30.44	---	60.00	29.56	1000.0	9.000	L1	ON	19

Remark: Correct factor=cable loss + LISN factor

L line Conducted Emission from 150 KHz to 30 MHz

This report shall not be reproduced except in full, without the written approval of TA Technology (Shanghai) Co., Ltd.

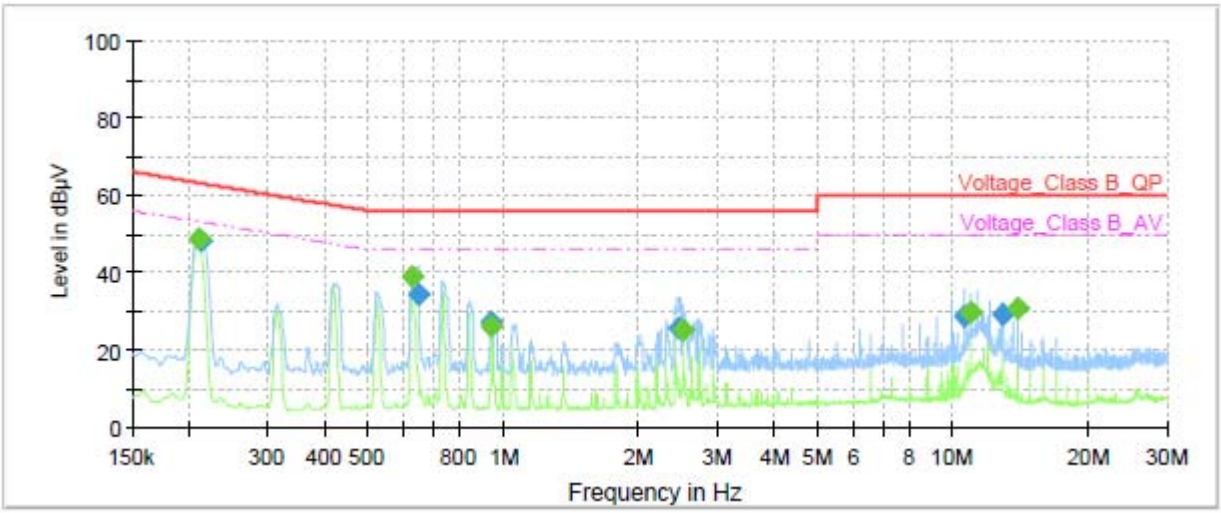

Frequency (MHz)	QuasiPeak (dBµV)	Average (dBµV)	Limit (dBµV)	Margin (dB)	Meas. Time (ms)	Bandwidth (kHz)	Line	Filter	Corr. (dB)
0.21	---	48.93	53.18	4.25	1000.0	9.000	N	ON	19
0.21	47.99	---	63.09	15.10	1000.0	9.000	N	ON	19
0.63	---	38.98	46.00	7.02	1000.0	9.000	N	ON	19
0.65	34.30	---	56.00	21.70	1000.0	9.000	N	ON	19
0.94	26.93	---	56.00	29.07	1000.0	9.000	N	ON	19
0.94	---	26.27	46.00	19.73	1000.0	9.000	N	ON	19
2.46	25.46	---	56.00	30.54	1000.0	9.000	N	ON	19
2.51	---	25.14	46.00	20.86	1000.0	9.000	N	ON	19
10.66	28.51	---	60.00	31.49	1000.0	9.000	N	ON	19
10.96	---	29.84	50.00	20.16	1000.0	9.000	N	ON	19
12.96	29.46	---	60.00	30.54	1000.0	9.000	N	ON	19
13.95	---	30.93	50.00	19.07	1000.0	9.000	N	ON	19

Remark: Correct factor=cable loss + LISN factor

N line Conducted Emission from 150 KHz to 30 MHz

This report shall not be reproduced except in full, without the written approval of TA Technology (Shanghai) Co., Ltd.

6. Main Test Instruments

Name	Manufacturer	Type	Serial Number	Calibration Date	Expiration Date
Spectrum Analyzer	R&S	FSV40	15195-01-00	2019-05-19	2020-05-18
EMI Test Receiver	R&S	ESCI	100948	2019-05-19	2020-05-18
Loop Antenna	SCHWARZBECK	FMZB1519	1519-047	2017-09-26	2020-09-25
TRILOG Broadband Antenna	SCHWARZBECK	VULB 9163	9163-201	2017-11-18	2020-11-17
Double Ridged Waveguide Horn Antenna	R&S	HF907	100126	2018-07-07	2020-07-06
Standard Gain Horn	ETS-Lindgren	3160-09	00102643	2018-06-20	2020-06-19
Standard Gain Horn	STEATITE	QSH-SL-26-40 -K-15	16779	2017-07-20	2020-07-19
Broadband Horn Antenna	SCHWARZBECK	BBHA 9120D	430	2018-07-07	2020-07-06
EMI Test Receiver	R&S	ESR	101667	2019-05-19	2020-05-18
LISN	R&S	ENV216	101171	2018-12-15	2021-12-14
Spectrum Analyzer	KEYSIGHT	N9020A	MY54420163	2019-12-15	2020-12-14
RF Cable	Agilent	SMA 15cm	0001	2019-12-13	2020-06-12
TEMPERATURE CHAMBER	WEISS	VT4002	582261194500 10	2019-12-15	2020-12-14
Power Meter	R&S	NRP2	104306	2019-05-19	2020-05-18
Power Sensor	R&S	NRP-Z21	104799	2019-05-19	2020-05-18
DC Power Supply	GWINSTEK	GPS-3030D	GEP882653	2019-05-19	2020-05-18
Software	R&S	EMC32	9.26.0	/	/

********END OF REPORT ********

This report shall not be reproduced except in full, without the written approval of TA Technology (Shanghai) Co., Ltd.