Band edge measurements

Test Result

Test Mode	Ch Name	Channel	Ref Level [dBm]	Result [dBm]	Limit [dBm]	Verdict
11B	Low	2412	7.04	-36.72	<=-22.97	PASS
	High	2462	5.21	-54.71	<=-24.79	PASS
11G	Low	2412	1.52	-29.23	<=-28.48	PASS
	High	2462	0.95	-41.14	<=-29.05	PASS
11N20SISO	Low	2412	-1.56	-34.05	<=-31.56	PASS
	High	2462	-1.20	-39.34	<=-31.20	PASS
11N40SISO	Low	2422	-4.15	-36.93	<=-34.15	PASS
	High	2452	-4.31	-34.36	<=-34.31	PASS

Test Graphs

11B_Low_2412

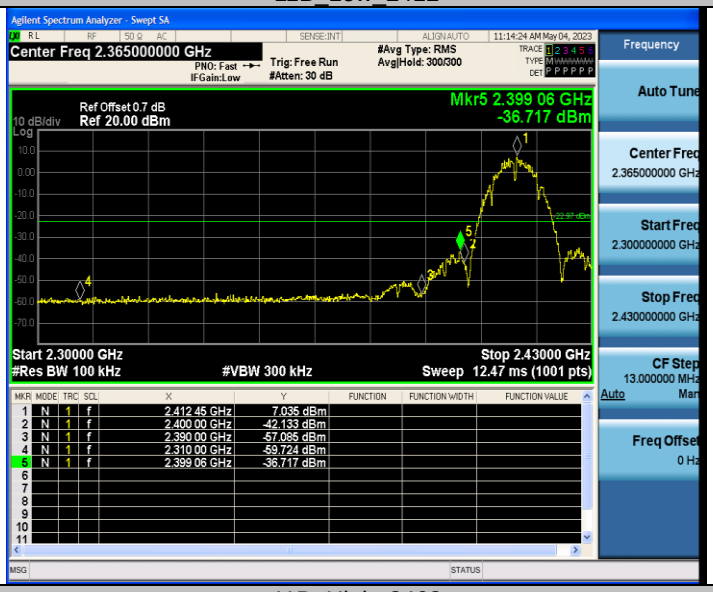

11B_High_2462

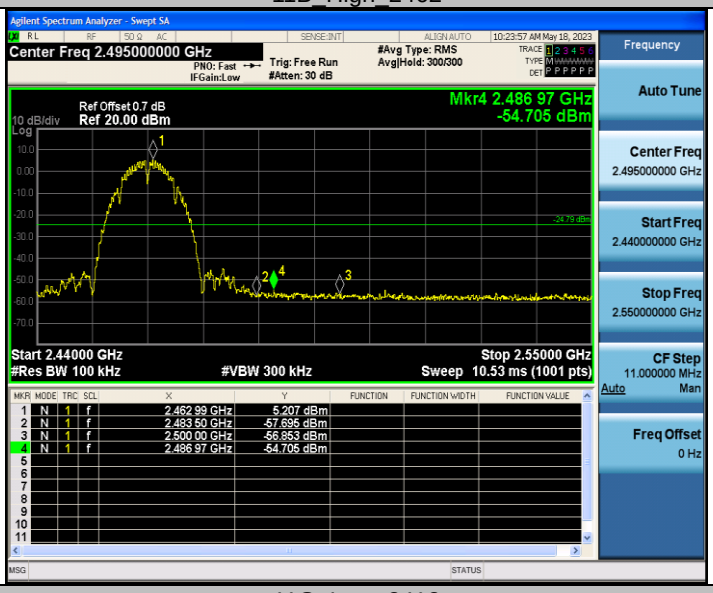

11G_Low_2412

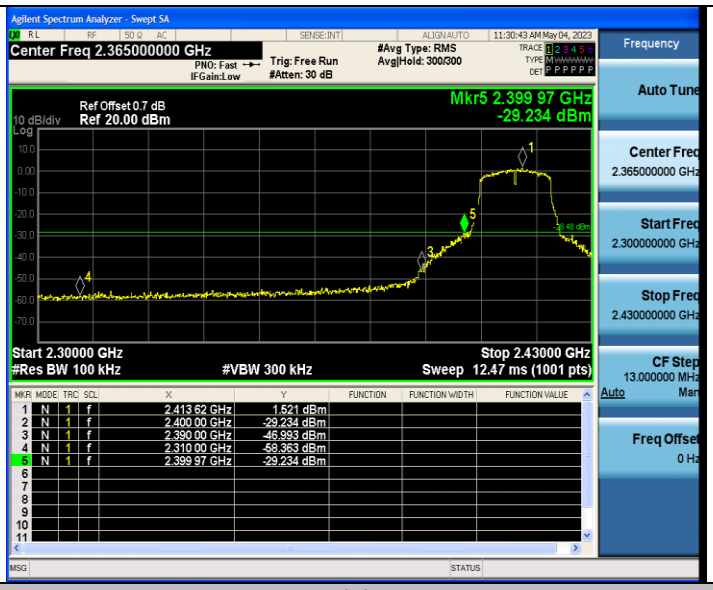

11G_High_2462

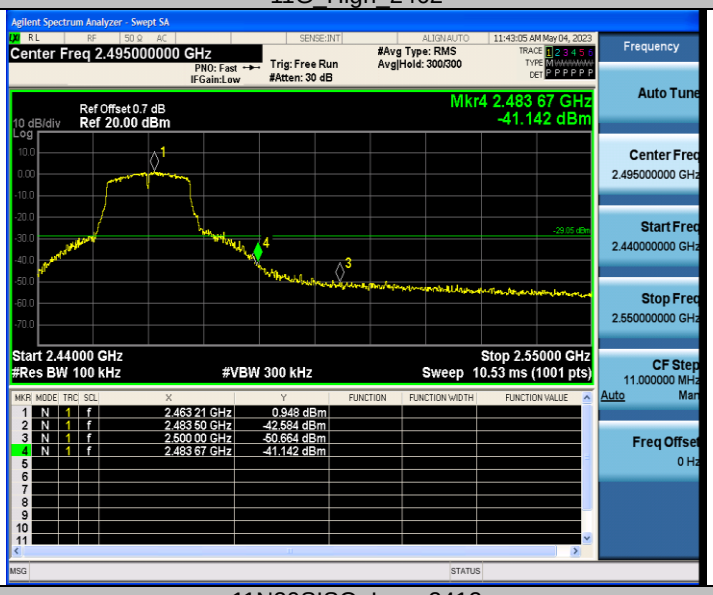

11N20SISO_Low_2412

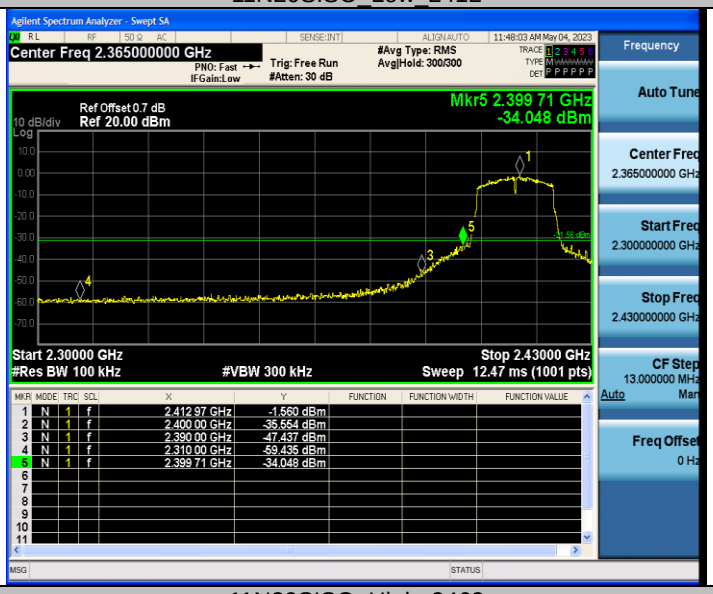

11N20SISO_High_2462

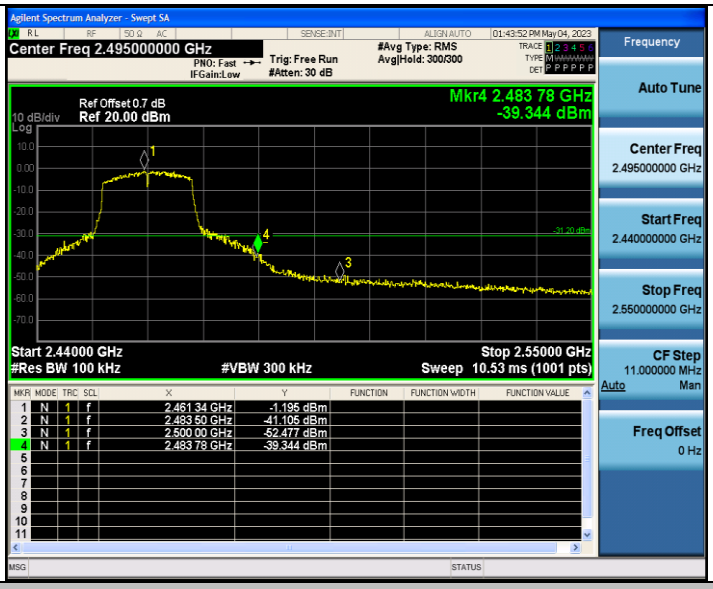

11N40SISO_Low_2422

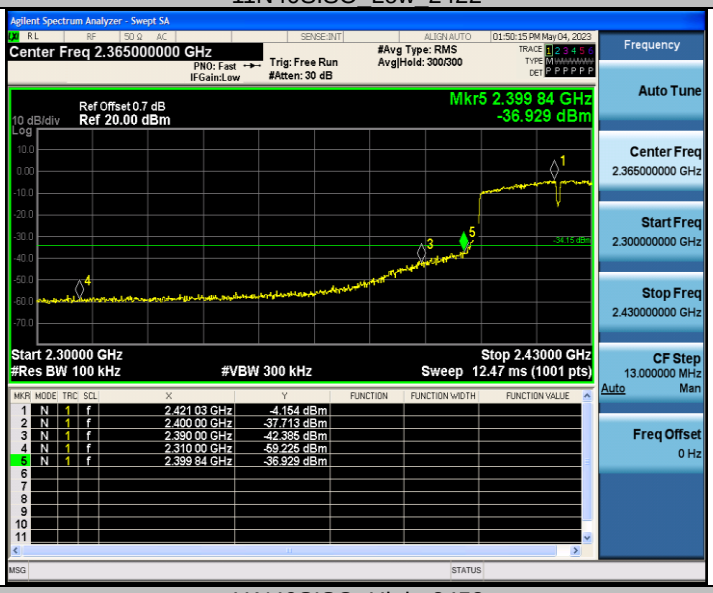

11N40SISO_High_2452

Conducted Spurious Emission

Test Result

Test Mode	Channel	Freq Range [Mhz]	Ref Level [dBm]	Result [dBm]	Limit [dBm]	Verdict
11B	2412	Reference	4.39	4.39	---	PASS
		30~1000	30~1000	-68.562	<=-25.61	PASS
		1000~26500	1000~26500	-31.779	<=-25.61	PASS
	2437	Reference	4.39	4.39	---	PASS
		30~1000	30~1000	-67.957	<=-25.607	PASS
		1000~26500	1000~26500	-30.591	<=-25.607	PASS
	2462	Reference	5.30	5.30	---	PASS
		30~1000	30~1000	-68.39	<=-14.705	PASS
		1000~26500	1000~26500	-50.157	<=-14.705	PASS
11G	2412	Reference	1.08	1.08	---	PASS
		30~1000	30~1000	-68.07	<=-28.925	PASS
		1000~26500	1000~26500	-46.912	<=-28.925	PASS
	2437	Reference	1.44	1.44	---	PASS
		30~1000	30~1000	-68.375	<=-28.556	PASS
		1000~26500	1000~26500	-48.438	<=-28.556	PASS
	2462	Reference	0.94	0.94	---	PASS
		30~1000	30~1000	-68.477	<=-29.06	PASS
		1000~26500	1000~26500	-53.075	<=-29.06	PASS
11N20SISO	2412	Reference	-2.40	-2.40	---	PASS
		30~1000	30~1000	-68.9	<=-32.403	PASS
		1000~26500	1000~26500	-43.475	<=-32.403	PASS
	2437	Reference	1.27	1.27	---	PASS
		30~1000	30~1000	-67.96	<=-28.728	PASS
		1000~26500	1000~26500	-42.159	<=-28.728	PASS
	2462	Reference	-1.10	-1.10	---	PASS
		30~1000	30~1000	-69.064	<=-31.096	PASS
		1000~26500	1000~26500	-45.639	<=-31.096	PASS
11N40SISO	2422	Reference	-4.26	-4.26	---	PASS
		30~1000	30~1000	-68.432	<=-34.26	PASS
		1000~26500	1000~26500	-50.13	<=-34.26	PASS
	2437	Reference	-5.01	-5.01	---	PASS
		30~1000	30~1000	-68.941	<=-35.009	PASS
		1000~26500	1000~26500	-47.45	<=-35.009	PASS
	2452	Reference	-4.48	-4.48	---	PASS
		30~1000	30~1000	-68.628	<=-34.48	PASS
		1000~26500	1000~26500	-47.402	<=-34.48	PASS

Test Graphs

11B_2412_0~Reference

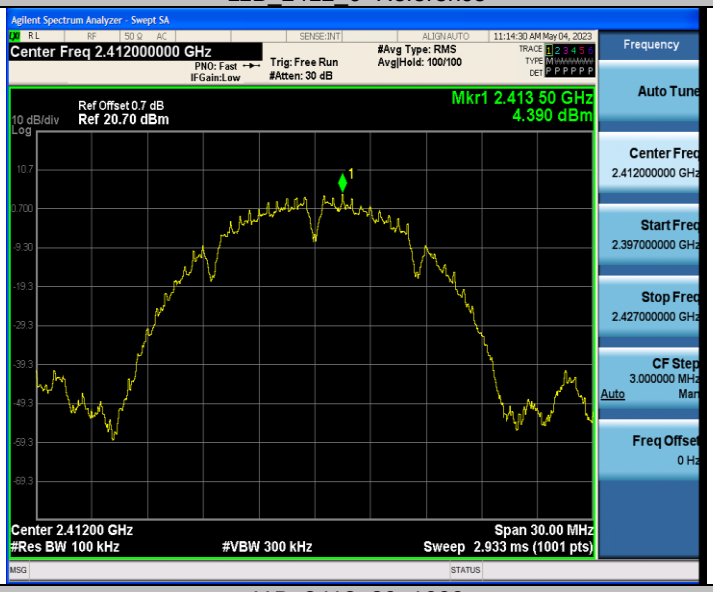

11B_2412_30~1000

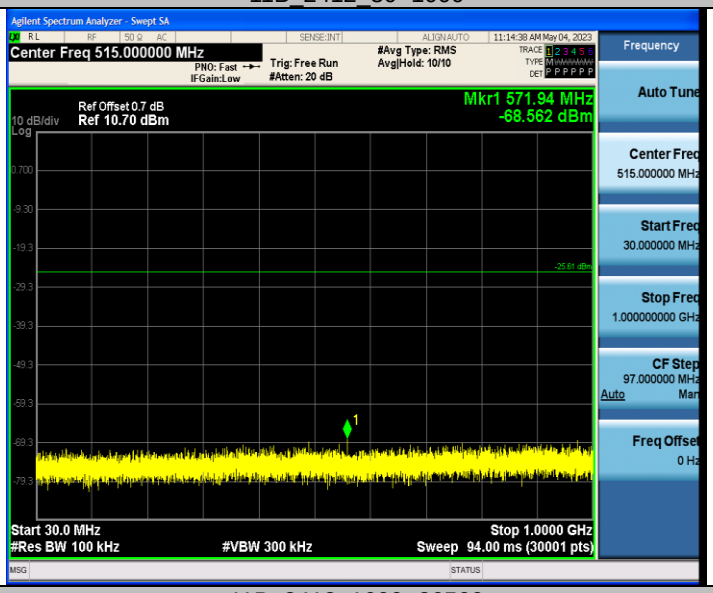

11B_2412_1000~26500

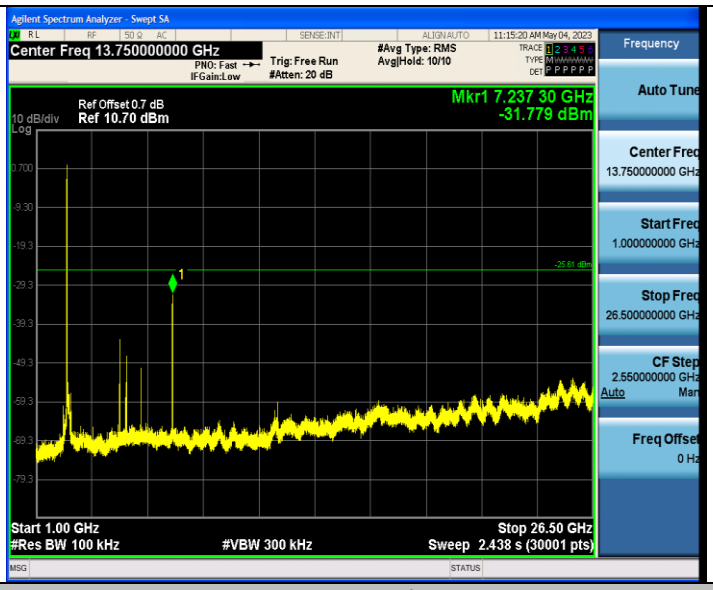

11B_2437_0~Reference

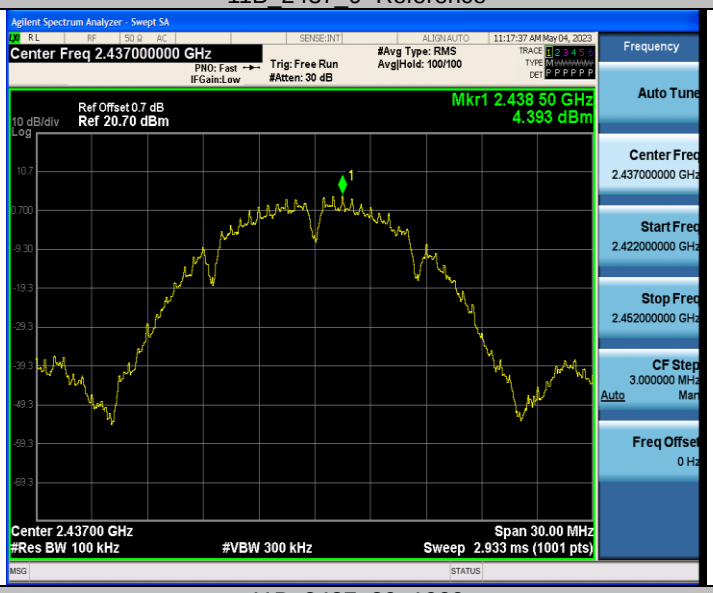

11B_2437_30~1000

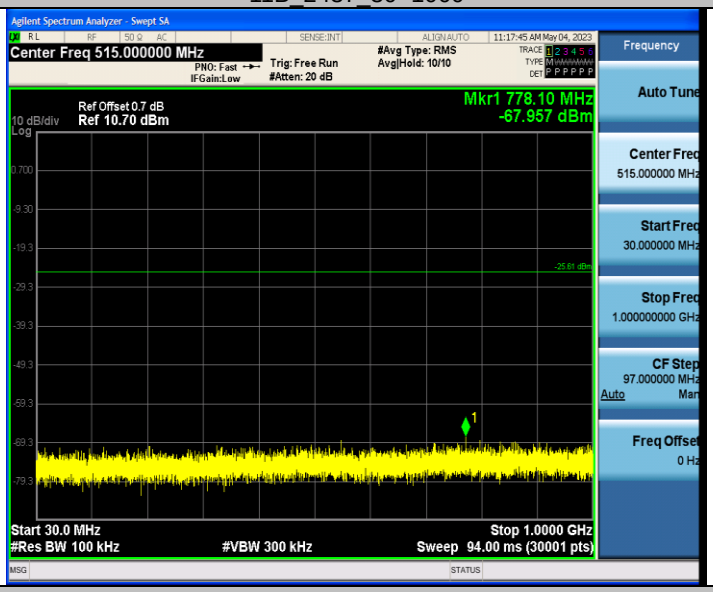

11B_2437_1000~26500

Hotline: 400-6611-140 Tel: 86-755-27673339 Fax: 86-755-27673332 http://www.tct-lab.com

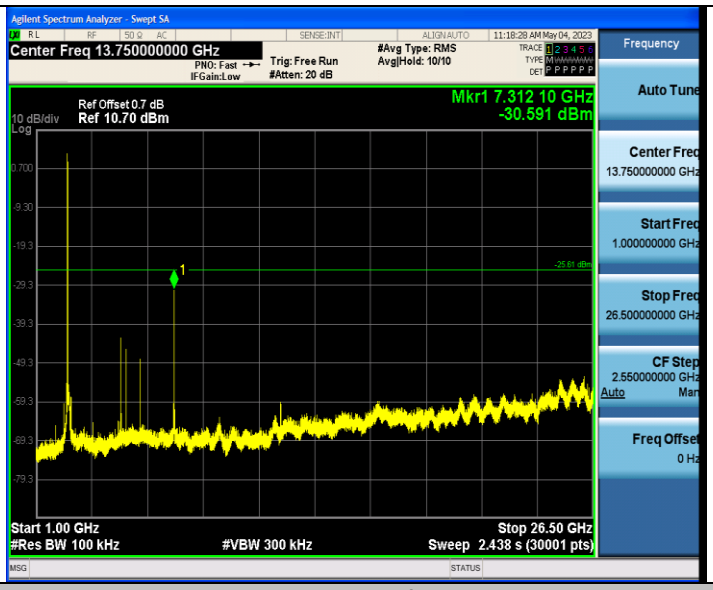

11B_2462_0~Reference

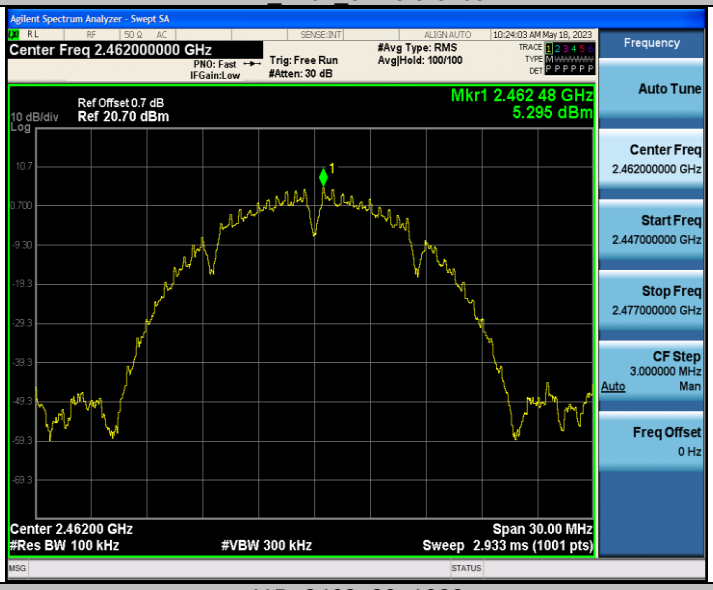

11B_2462_30~1000

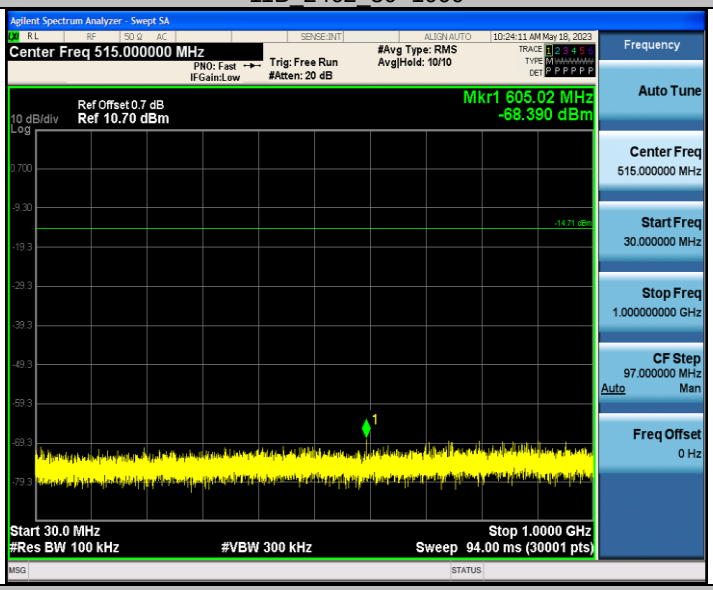

11B_2462_1000~26500

Hotline: 400-6611-140 Tel: 86-755-27673339 Fax: 86-755-27673332 http://www.tct-lab.com

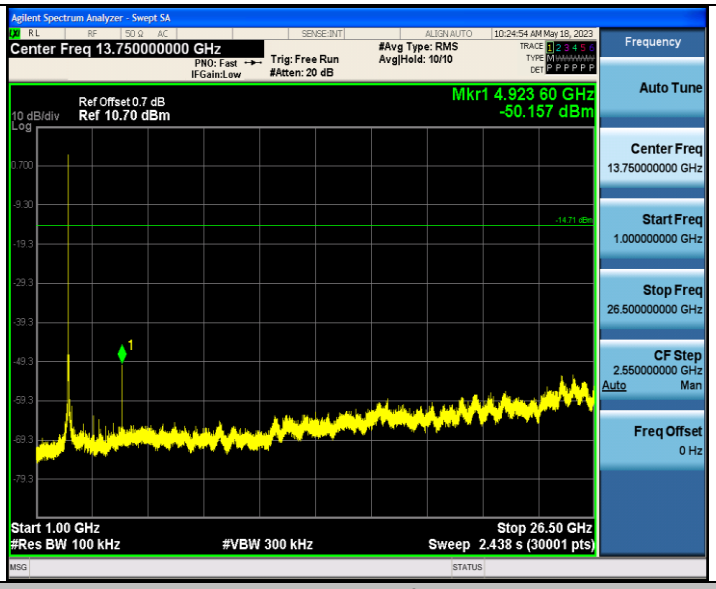

11G_2412_0~Reference

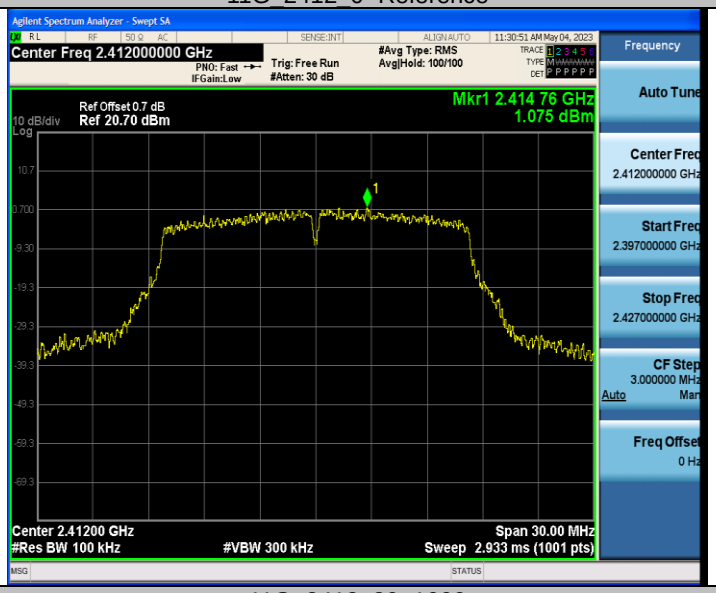

11G_2412_30~1000

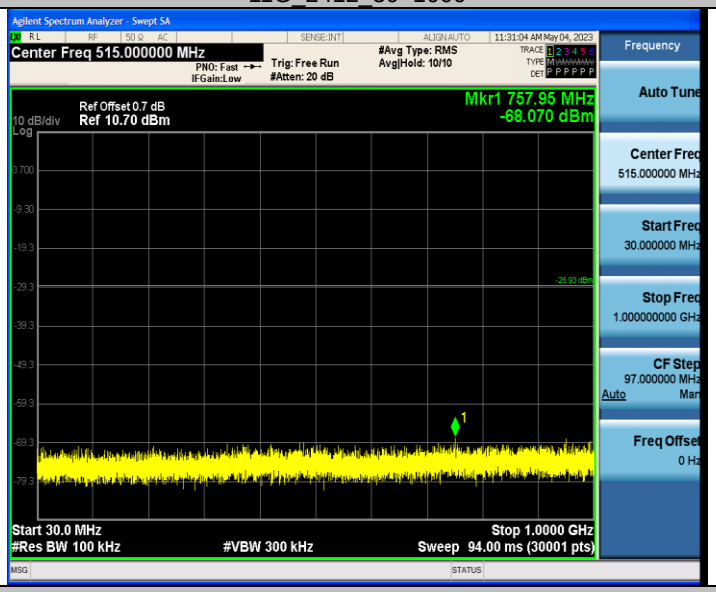

11G_2412_1000~26500

Hotline: 400-6611-140 Tel: 86-755-27673339 Fax: 86-755-27673332 http://www.tct-lab.com

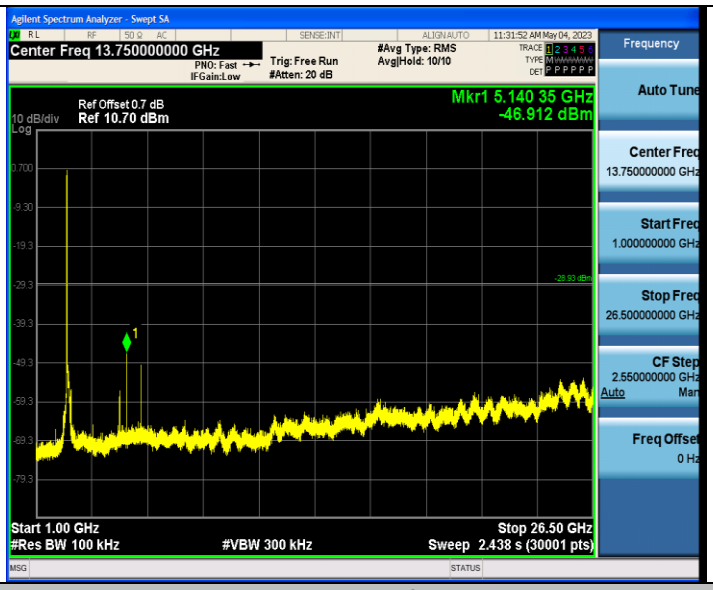

11G_2437_0~Reference

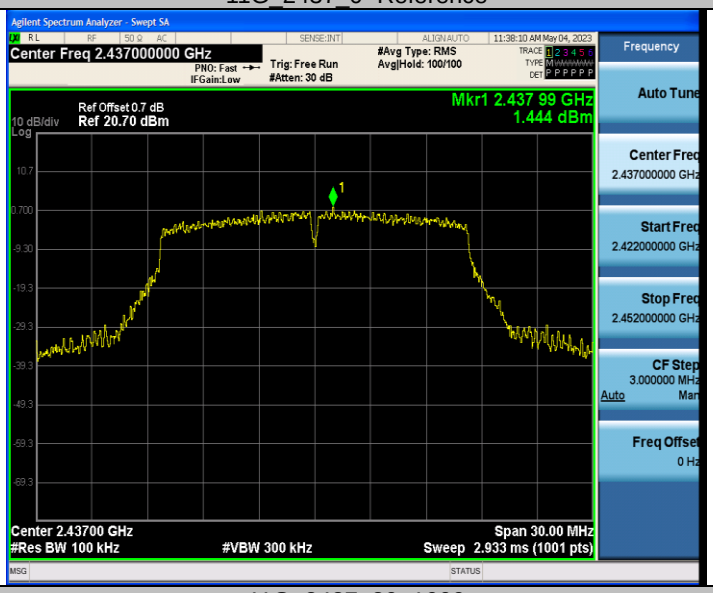

11G_2437_30~1000

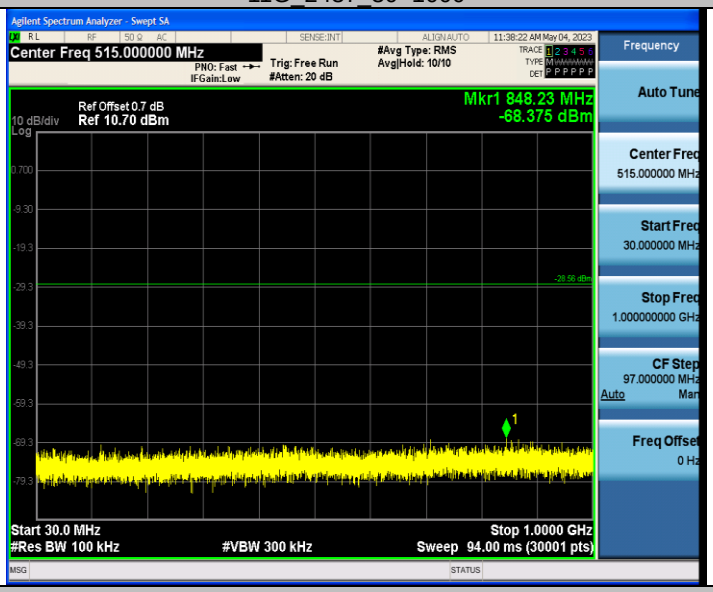

11G_2437_1000~26500

Hotline: 400-6611-140 Tel: 86-755-27673339 Fax: 86-755-27673332 http://www.tct-lab.com

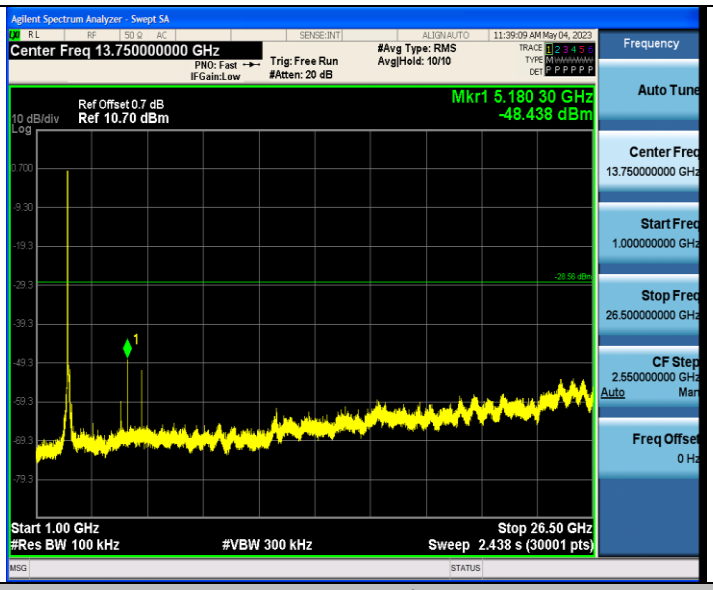

11G_2462_0~Reference

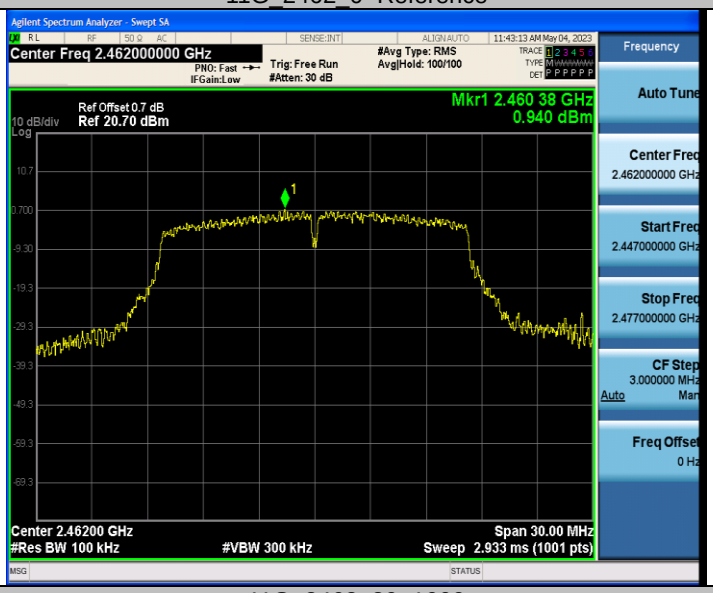

11G_2462_30~1000

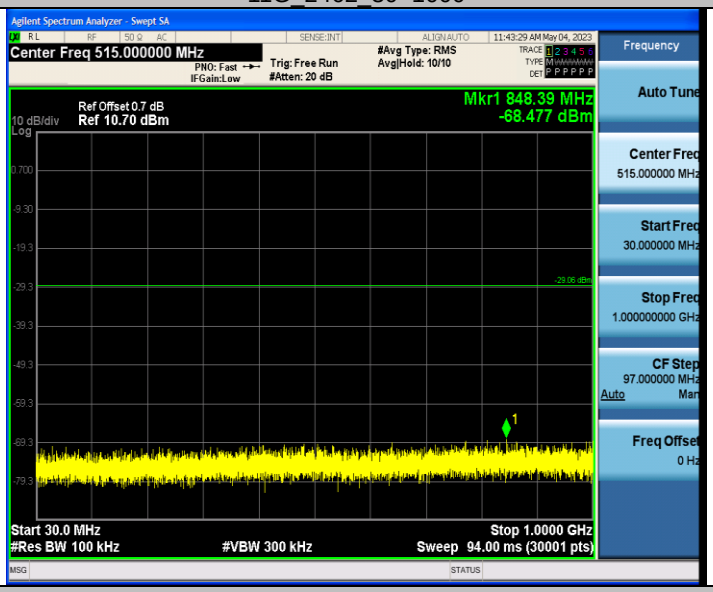

11G_2462_1000~26500

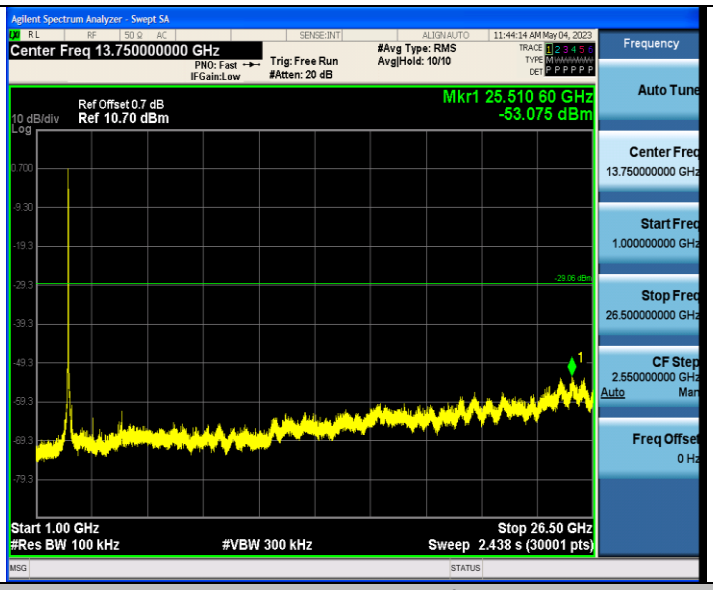

11N20SISO_2412_0~Reference

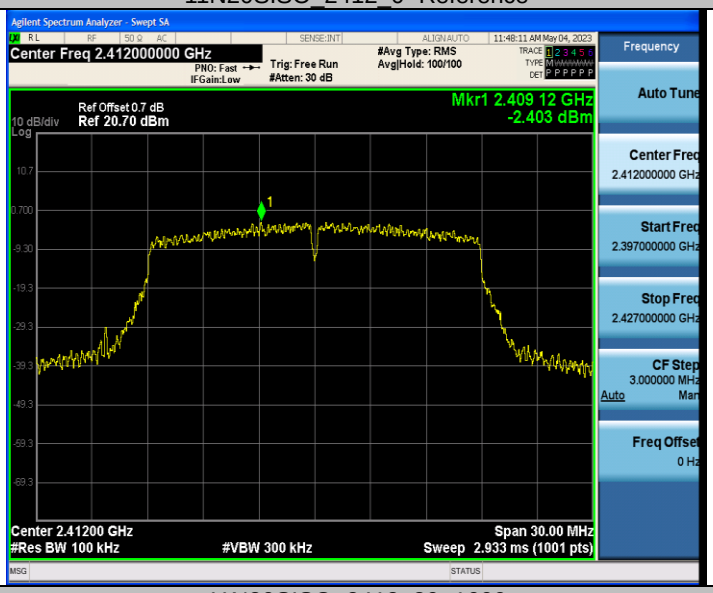

11N20SISO_2412_30~1000

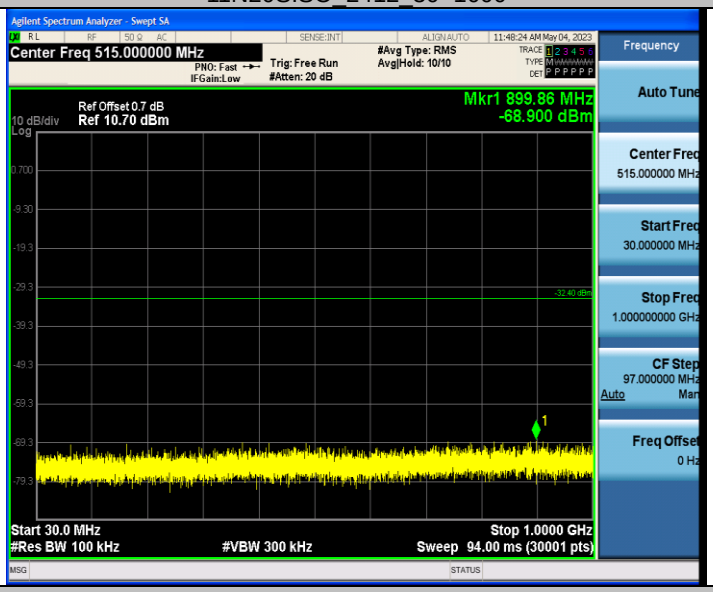

11N20SISO_2412_1000~26500

Hotline: 400-6611-140 Tel: 86-755-27673339 Fax: 86-755-27673332 http://www.tct-lab.com

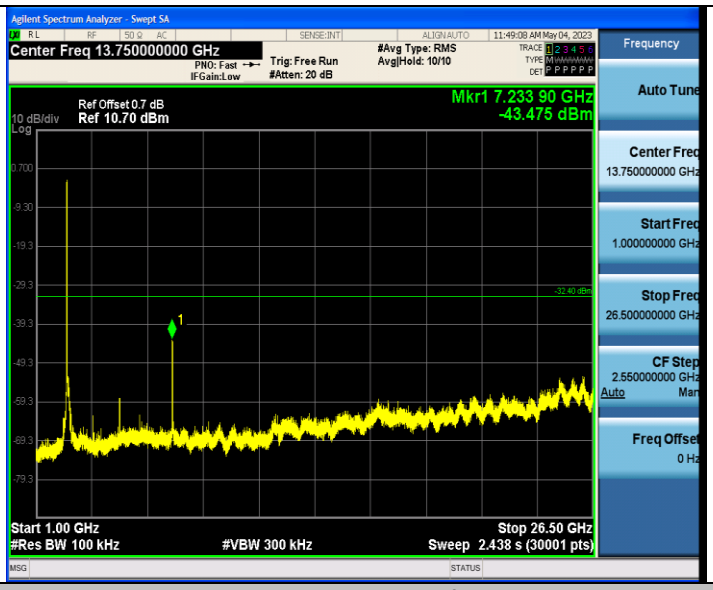

11N20SISO_2437_0~Reference

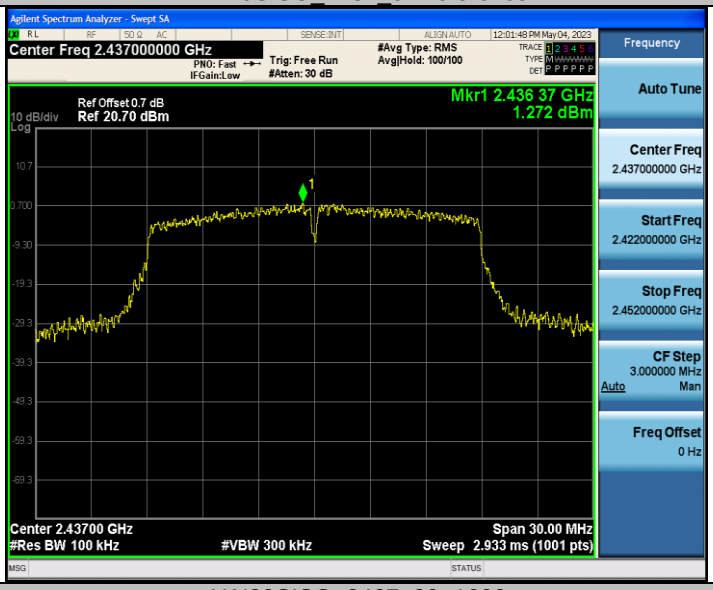

11N20SISO_2437_30~1000

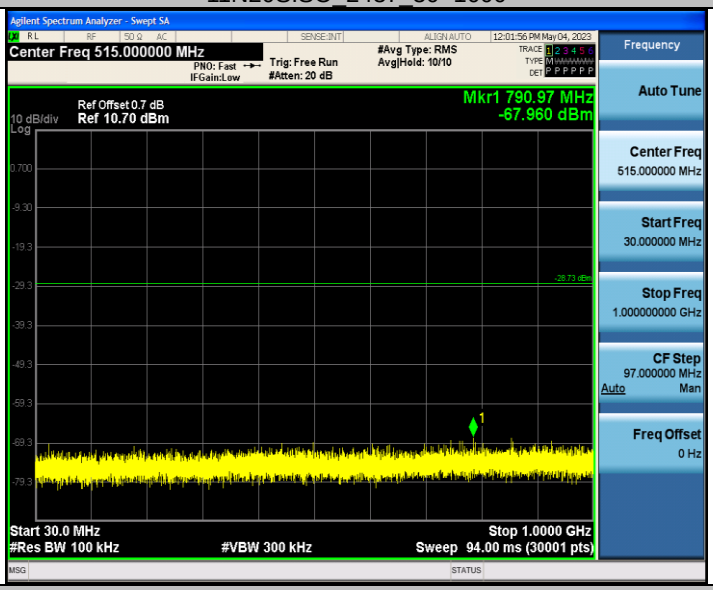

11N20SISO_2437_1000~26500

Hotline: 400-6611-140 Tel: 86-755-27673339 Fax: 86-755-27673332 http://www.tct-lab.com

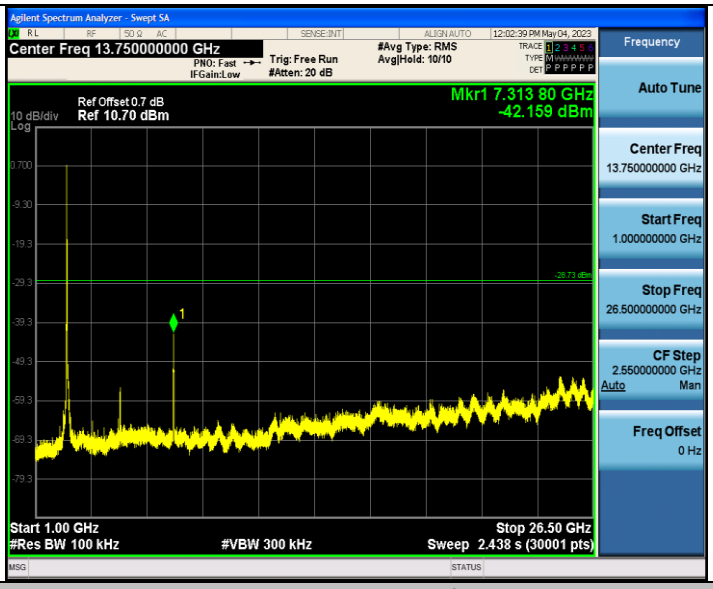

11N20SISO_2462_0~Reference

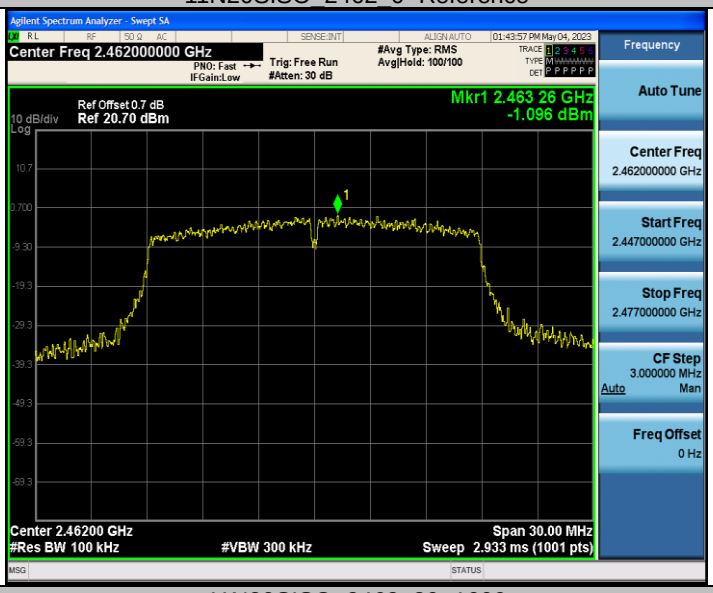

11N20SISO_2462_30~1000

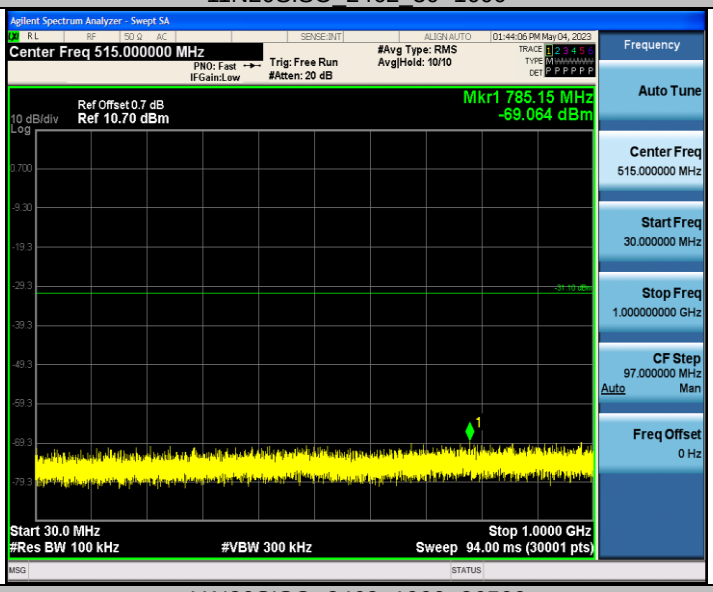

11N20SISO_2462_1000~26500

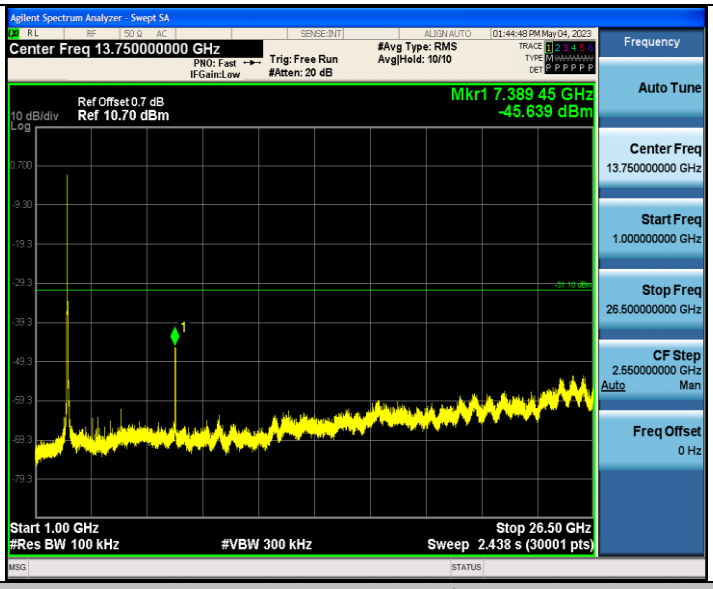

11N40SISO_2422_0~Reference

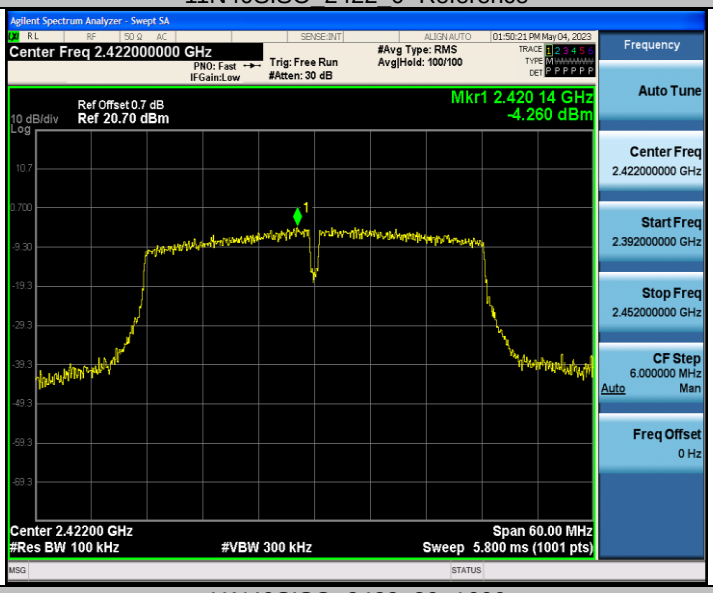

11N40SISO_2422_30~1000

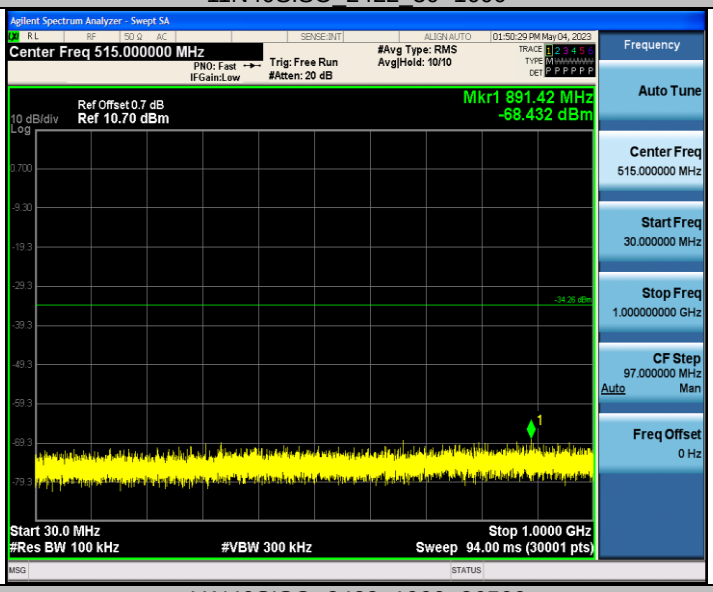

11N40SISO_2422_1000~26500

Hotline: 400-6611-140 Tel: 86-755-27673339 Fax: 86-755-27673332 http://www.tct-lab.com

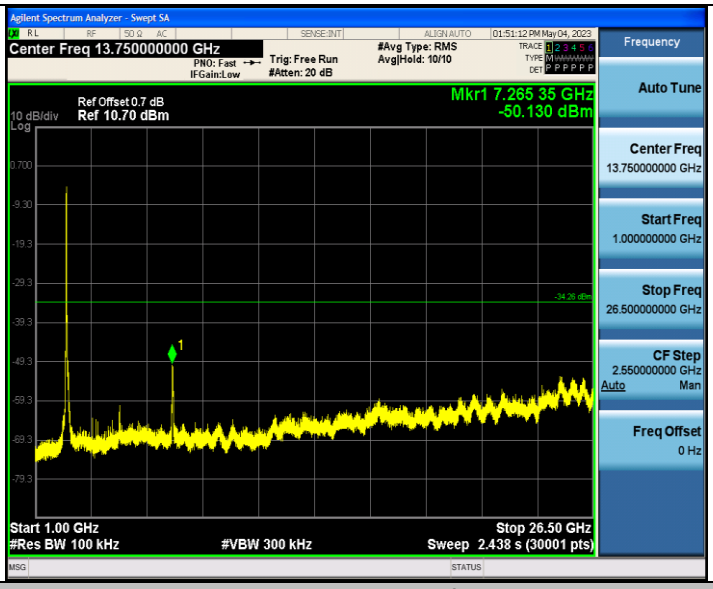

11N40SISO_2437_0~Reference

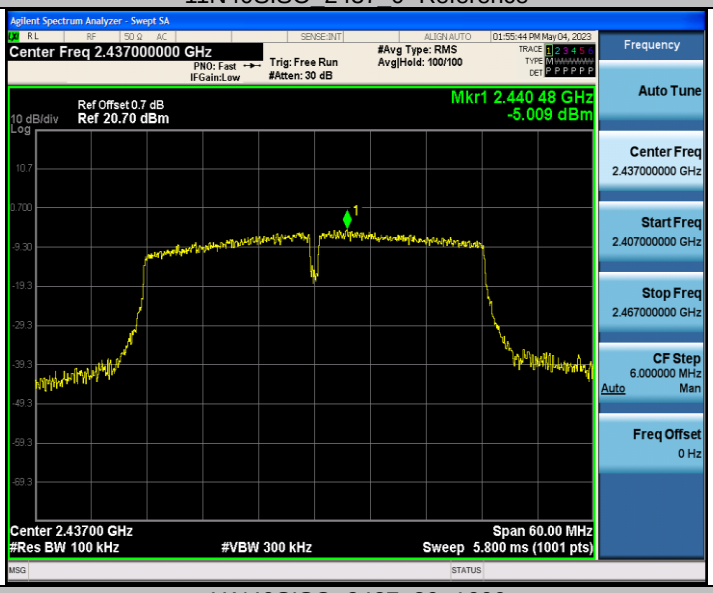

11N40SISO_2437_30~1000

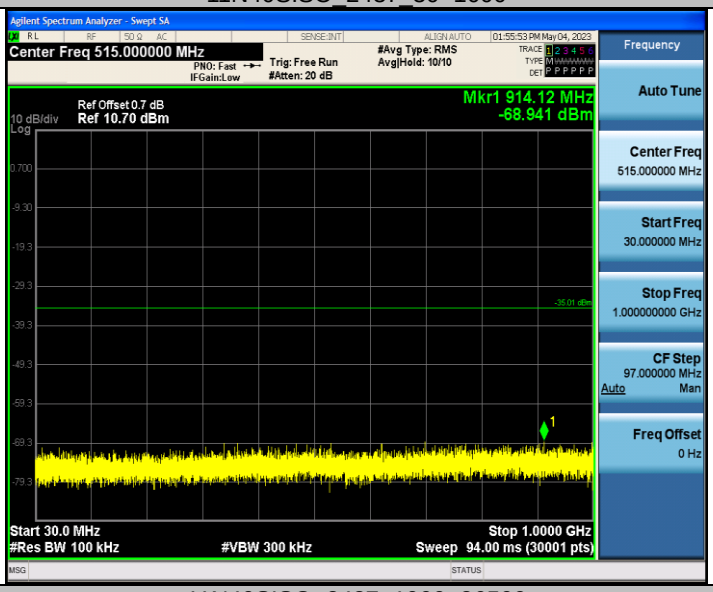

11N40SISO_2437_1000~26500

Hotline: 400-6611-140 Tel: 86-755-27673339 Fax: 86-755-27673332 http://www.tct-lab.com

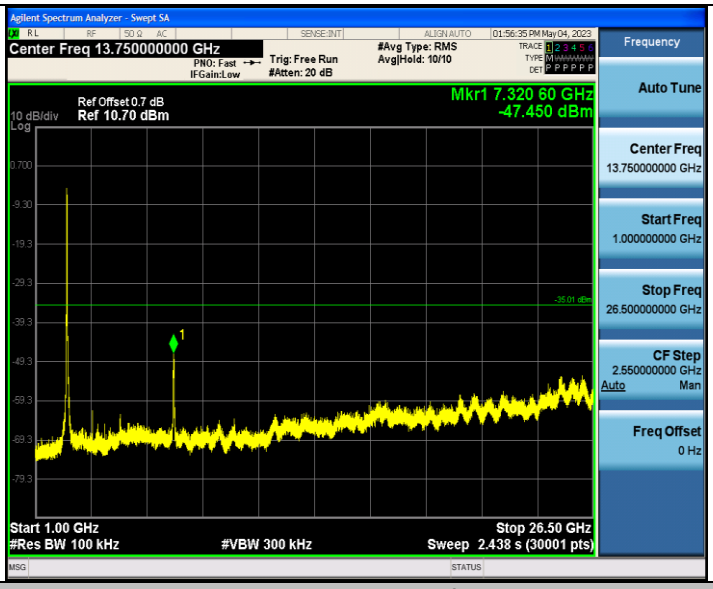

11N40SISO_2452_0~Reference

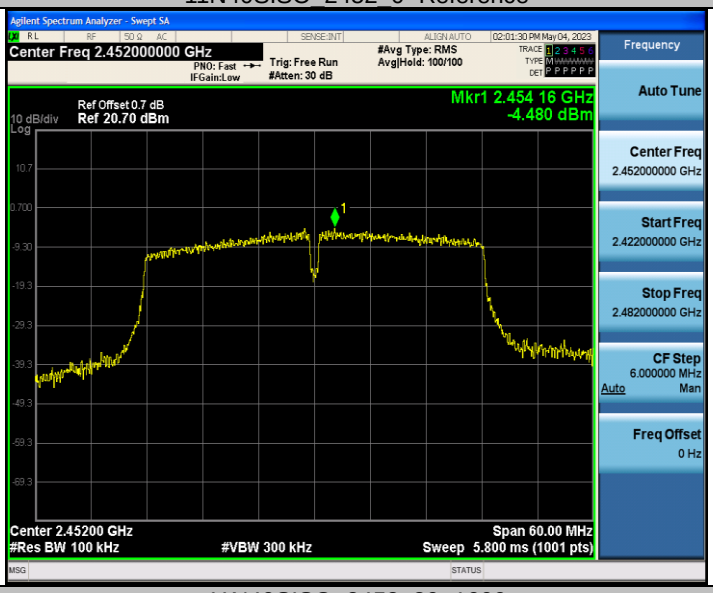

11N40SISO_2452_30~1000

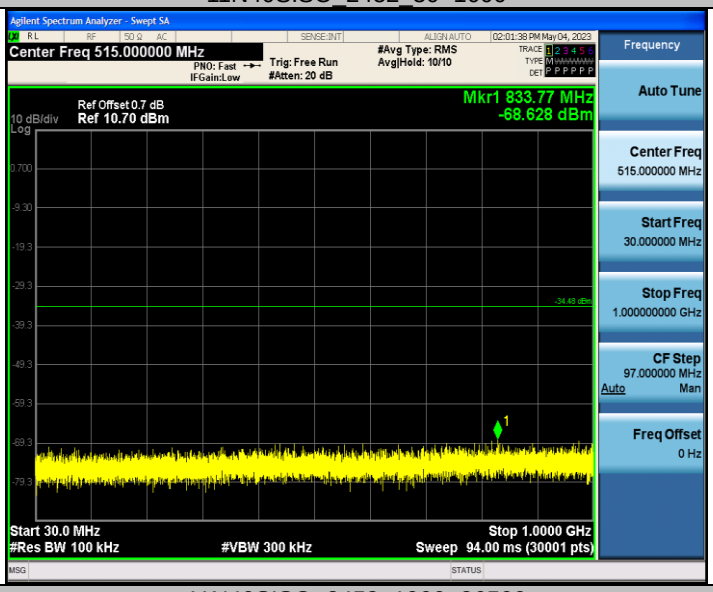

11N40SISO_2452_1000~26500

Hotline: 400-6611-140 Tel: 86-755-27673339 Fax: 86-755-27673332 http://www.tct-lab.com

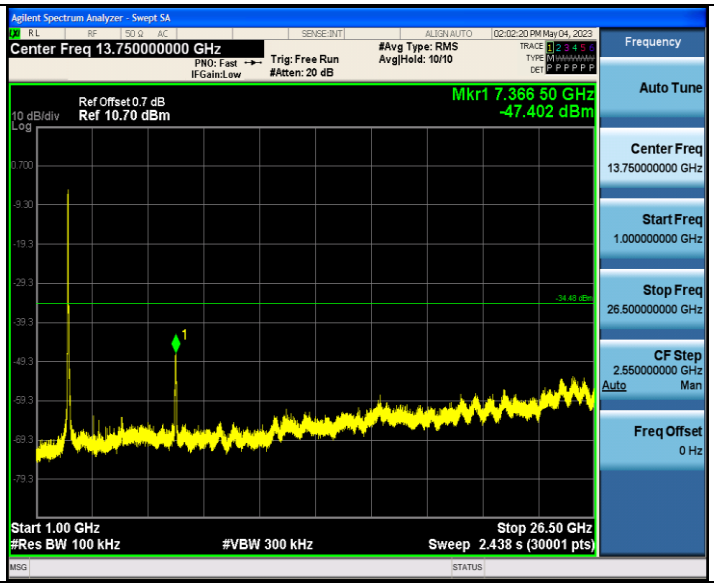
Agilent Spectrum Analyzer - Swept SA
Center Freq 13.750000000 GHz
PNO: Fast
IFGain:Low
Trig: Free Run
#Atten: 20 dB
#Avg Type: RMS
Avg|Hold: 10/10
02:02:20 PM May 04, 2023
Ref Offset 0.7 dB
10 dB/div
Log
Ref 10.70 dBm
Mkr1 7.366 50 GHz
-47.402 dBm
Start 1.00 GHz
#Res BW 100 kHz
#VBW 300 kHz
Stop 26.50 GHz
Sweep 2.438 s (30001 pts)
Frequency
Auto Tune
Center Freq
13.750000000 GHz
Start Freq
1.000000000 GHz
Stop Freq
26.500000000 GHz
CF Step
2.550000000 GHz
Auto
Man
Freq Offset
0 Hz

Duty Cycle

Test Result

Test Mode	Channel	Transmission Duration [ms]	Transmission Period [ms]	Duty Cycle [%]	Limit	Verdict
11B	2412	50.00	50.00	100.00	---	PASS
	2437	50.00	50.00	100.00	---	PASS
	2462	50.00	50.00	100.00	---	PASS
11G	2412	50.00	50.00	100.00	---	PASS
	2437	50.00	50.00	100.00	---	PASS
	2462	50.00	50.00	100.00	---	PASS
11N20SISO	2412	50.00	50.00	100.00	---	PASS
	2437	50.00	50.00	100.00	---	PASS
	2462	50.00	50.00	100.00	---	PASS
11N40SISO	2422	50.00	50.00	100.00	---	PASS
	2437	50.00	50.00	100.00	---	PASS
	2452	50.00	50.00	100.00	---	PASS

Test Graphs

11B_2412

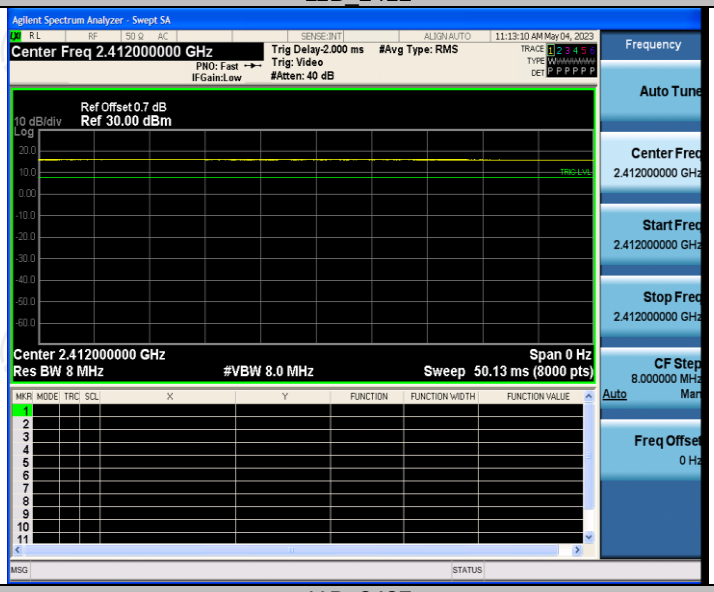

11B_2437

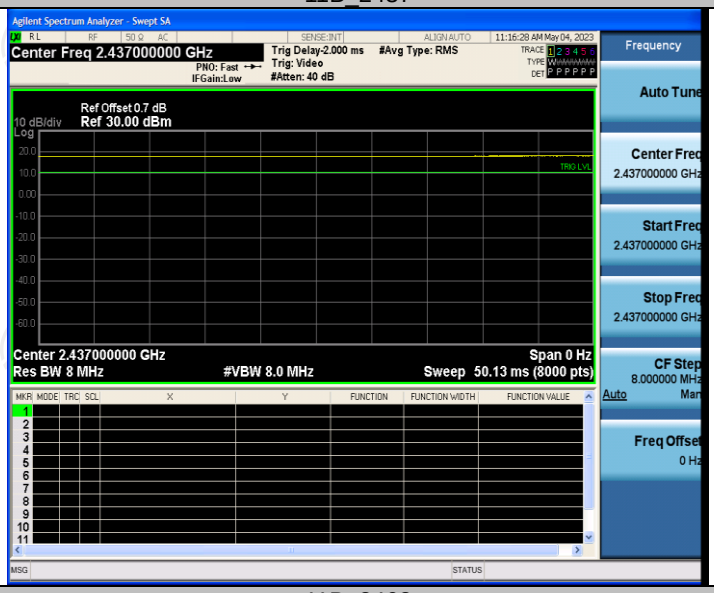

11B_2462

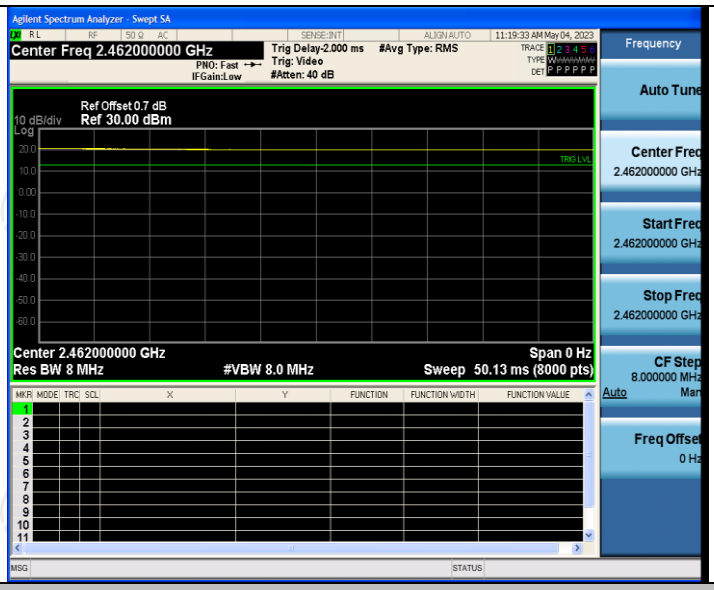

11G_2412

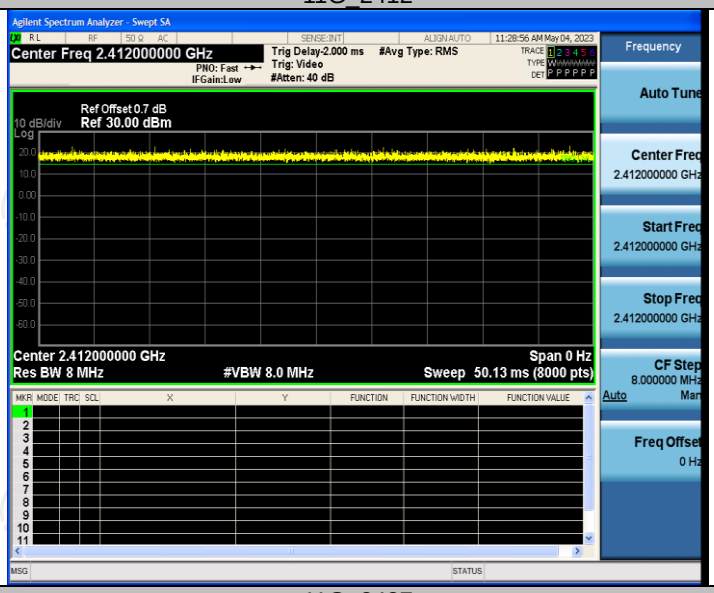

11G_2437

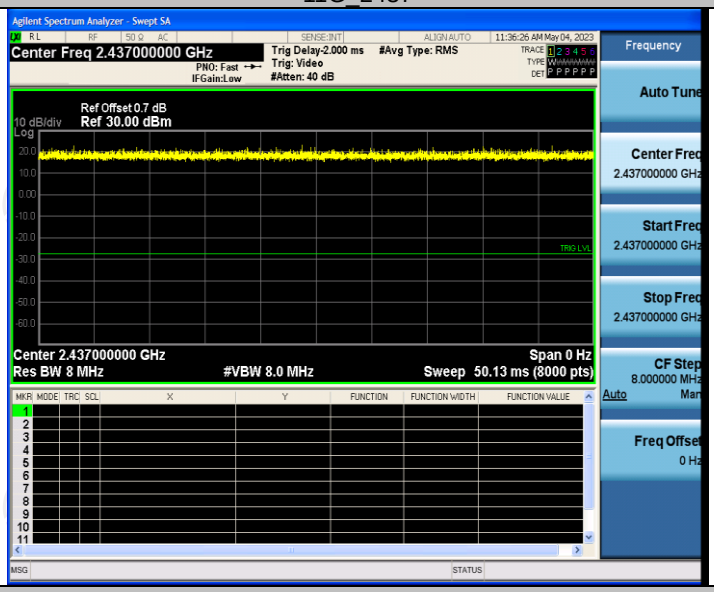

11G_2462

Hotline: 400-6611-140 Tel: 86-755-27673339 Fax: 86-755-27673332 http://www.tct-lab.com

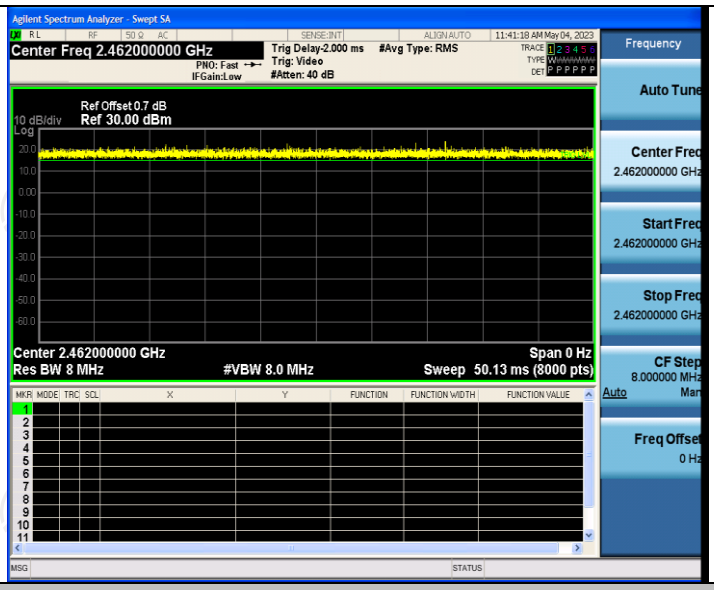

11N20SISO_2412

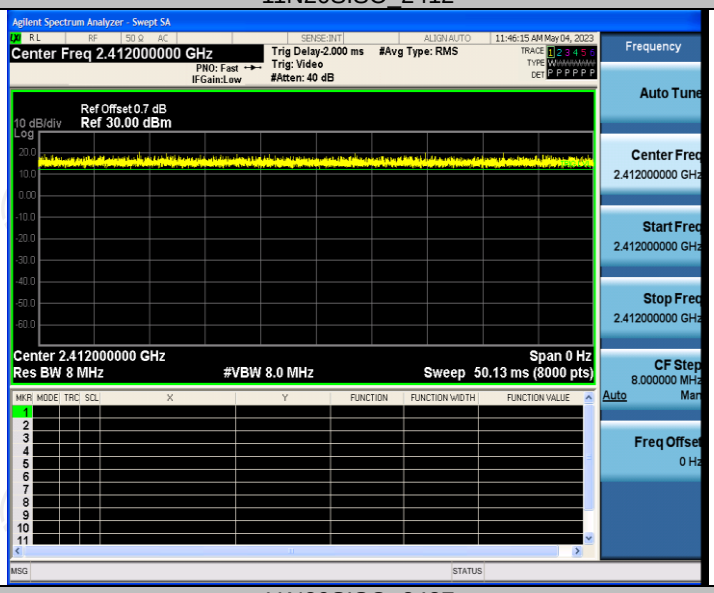

11N20SISO_2437

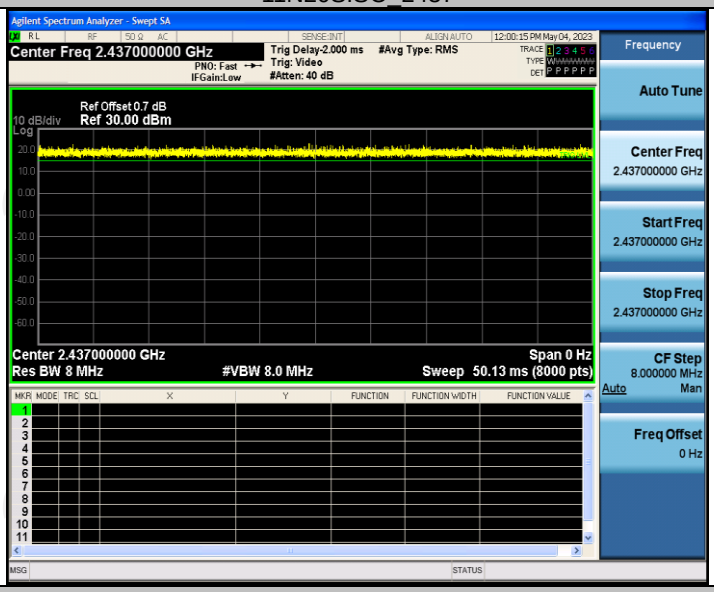

11N20SISO_2462

Hotline: 400-6611-140 Tel: 86-755-27673339 Fax: 86-755-27673332 http://www.tct-lab.com

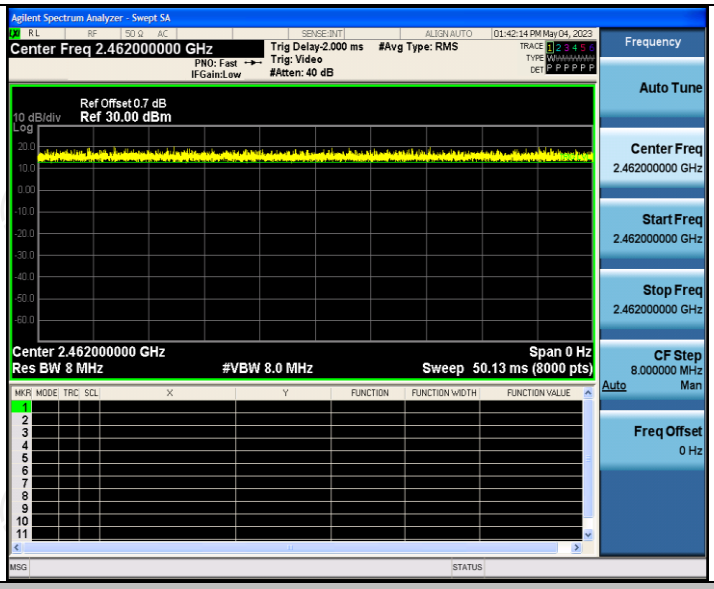

11N40SISO_2422

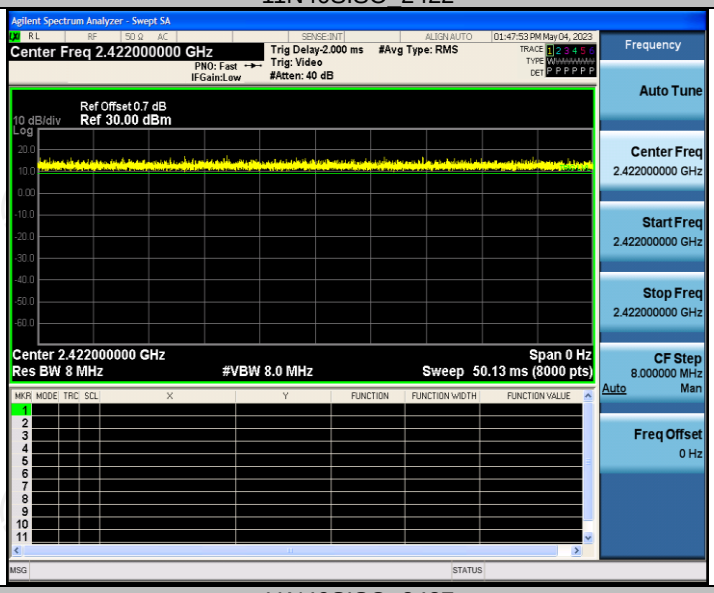

11N40SISO_2437

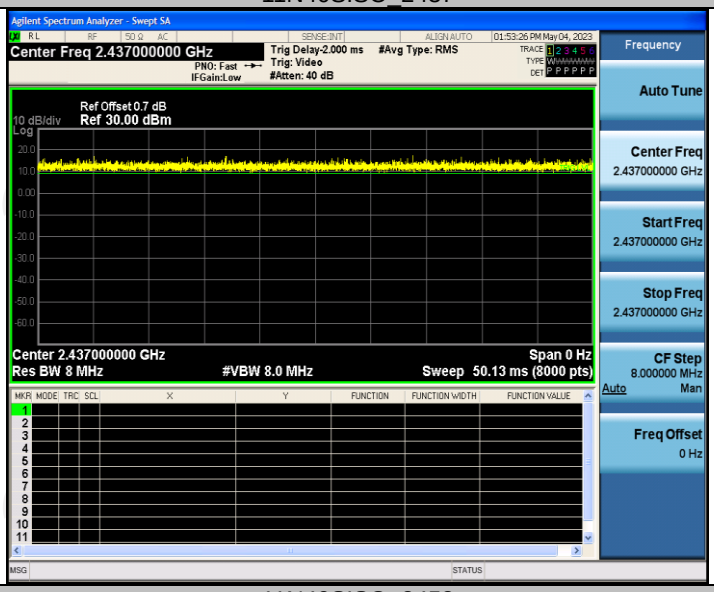

11N40SISO_2452

Hotline: 400-6611-140 Tel: 86-755-27673339 Fax: 86-755-27673332 http://www.tct-lab.com

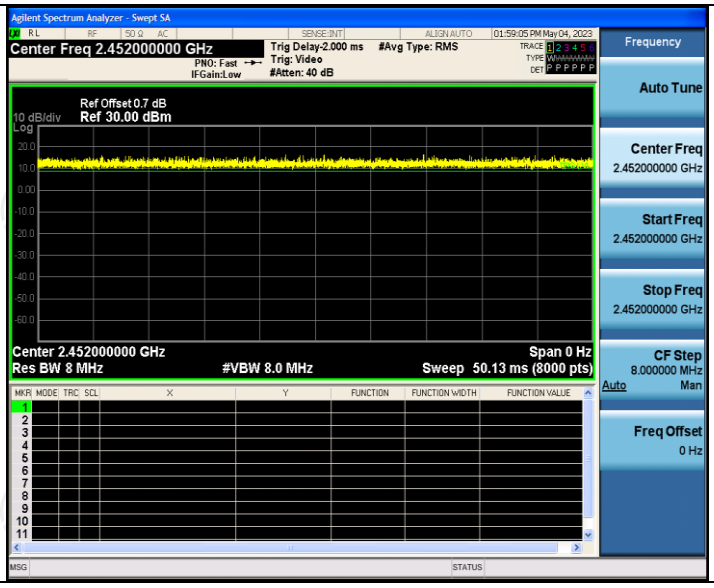
Agilent Spectrum Analyzer - Swept SA
Center Freq 2.452000000 GHz
PNO: Fast
IFGain:Low
Trig Delay-2.000 ms
Trig: Video
#Atten: 40 dB
#Avg Type: RMS
01:59:05 PM May 04, 2023
Ref Offset 0.7 dB
10 dB/div
Ref 30.00 dBm
Log
Center 2.452000000 GHz
Res BW 8 MHz
#VBW 8.0 MHz
Span 0 Hz
Sweep 50.13 ms (8000 pts)
Frequency
Auto Tune
Center Freq
2.452000000 GHz
Start Freq
2.452000000 GHz
Stop Freq
2.452000000 GHz
CF Step
8.000000 MHz
Auto
Man
Freq Offset
0 Hz

Appendix B: Photographs of Test Setup

Refer to the test report No. TCT230425E041

Appendix C: Photographs of EUT

Refer to the test report No. TCT230425E041

********END OF REPORT********