5.4.6 LTE Band 17

LTE Band 17 Peak-to-average ratio (dB)						
Channel	RB Configuration	Channel Bandwidth: 10 MHz			Limit (dB)	Result
		QPSK	16QAM	64QAM		
Lowest	1 RB	3.62	4.41	/	13	Pass
	Full RB	5.25	6.03	/	13	Pass
Middle	1 RB	3.59	4.61	/	13	Pass
	Full RB	5.30	6.23	/	13	Pass
Highest	1 RB	3.48	4.17	/	13	Pass
	Full RB	5.19	6.03	/	13	Pass

LTE Band 17 / 10 MHz / QPSK

1 RB	Full RB

Lowest Channel

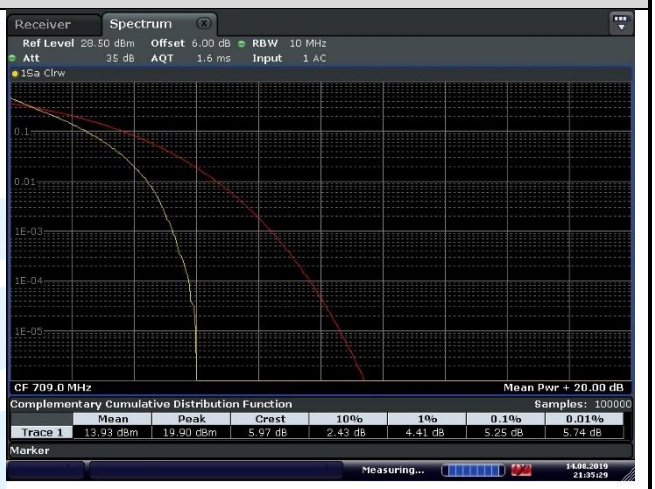

Middle Channel

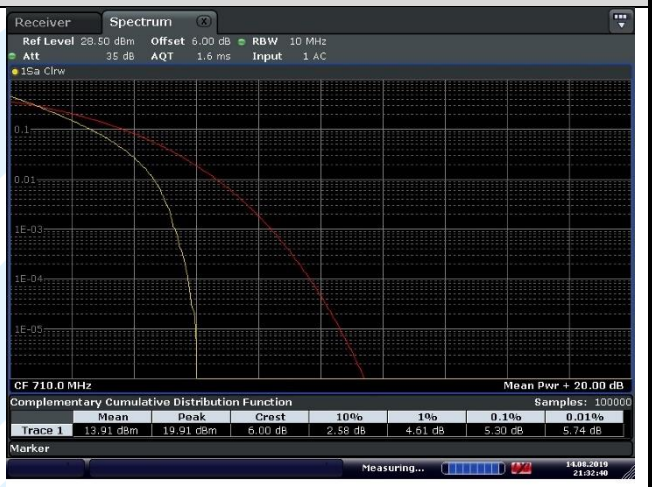

Highest Channel

LTE Band 17 / 10 MHz / 16QAM

1 RB	Full RB

Lowest Channel

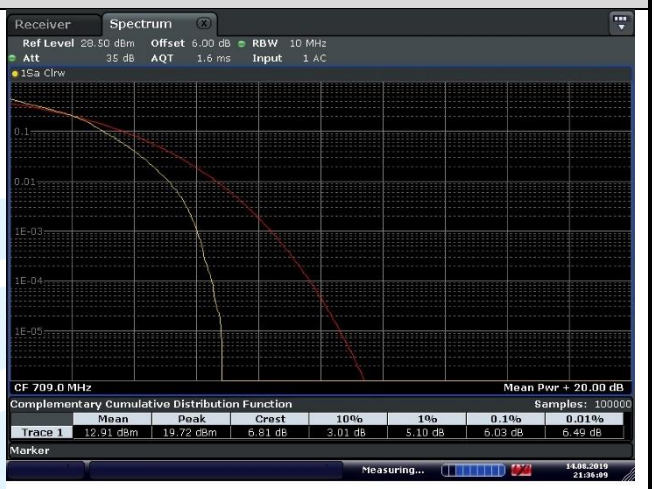

Middle Channel

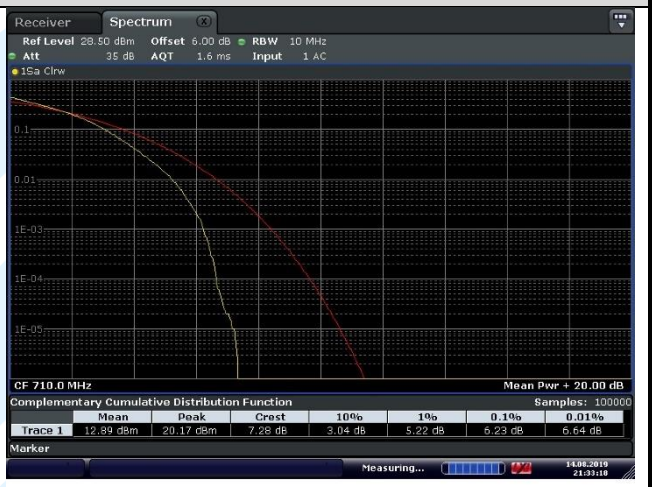

Highest Channel

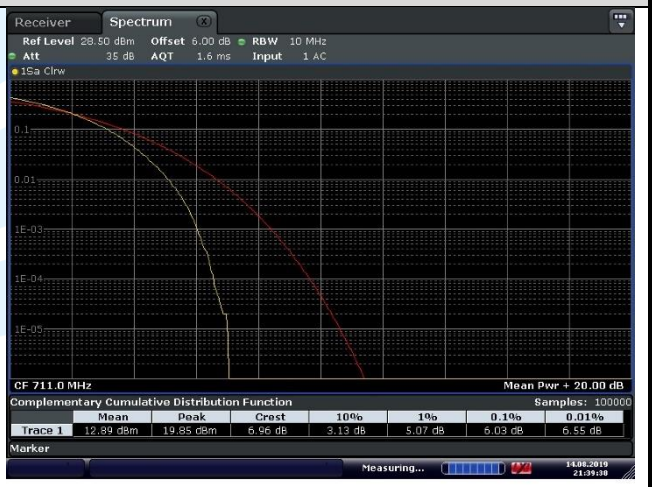

5.5 99%&26DB BANDWIDTH

Test Requirement: FCC 47 CFR Part 2.1049(h)

Test Method: ANSI C63.26-2015 & KDB 971168 D01v03r01 Section 4

Limit: No Limit, for reporting purposes only.

Test Procedure:

The transmitter output was connected to a calibrated coaxial cable and coupler, the other end of which was connected to a spectrum analyzer. The occupied bandwidth was measured with the spectrum analyzer at the low, middle and high channel in each band. The 99% and -26dB bandwidths was also measured and recorded.

Note: The cable loss and attenuator loss were offset into measure device as an amplitude offset.

Test Setup: Refer to section 4.2.2 for details.

Instruments Used: Refer to section 3 for details

Test Mode: Link mode

Test Results: Pass

Test Data: See table below

5.5.1 LTE Band 2

LTE Band 2								
Channel	RB Configuration		26 dB BW (MHz)			99% BW (MHz)		
	Size	Offset	QPSK	16QAM	64QAM	QPSK	16QAM	64QAM
Channel Bandwidth: 1.4 MHz								
Lowest	6	0	1.30	1.32	/	1.10	1.11	/
Middle	6	0	1.30	1.31	/	1.10	1.10	/
Highest	6	0	1.30	1.32	/	1.10	1.10	/
Channel Bandwidth: 3 MHz								
Lowest	15	0	3.05	3.00	/	2.72	2.71	/
Middle	15	0	3.00	2.98	/	2.71	2.70	/
Highest	15	0	3.05	2.98	/	2.71	2.70	/
Channel Bandwidth: 5 MHz								
Lowest	25	0	5.08	5.05	/	4.53	4.55	/
Middle	25	0	5.01	5.00	/	4.53	4.50	/
Highest	25	0	5.05	4.98	/	4.52	4.50	/
Channel Bandwidth: 10 MHz								
Lowest	50	0	9.99	9.98	/	9.00	8.99	/
Middle	50	0	9.91	9.90	/	8.99	9.00	/
Highest	50	0	9.96	9.92	/	9.00	9.00	/
Channel Bandwidth: 15 MHz								
Lowest	75	0	14.84	14.79	/	13.50	13.50	/
Middle	75	0	14.80	14.60	/	13.49	13.47	/
Highest	75	0	14.91	14.78	/	13.53	13.53	/
Channel Bandwidth: 20 MHz								
Lowest	100	0	19.73	19.44	/	18.04	17.95	/
Middle	100	0	19.65	19.45	/	18.02	17.96	/
Highest	100	0	19.68	19.56	/	18.06	18.03	/

LTE Band 2_ Channel Bandwidth: 1.4 MHz

QPSK	16QAM
Lowest Channel	
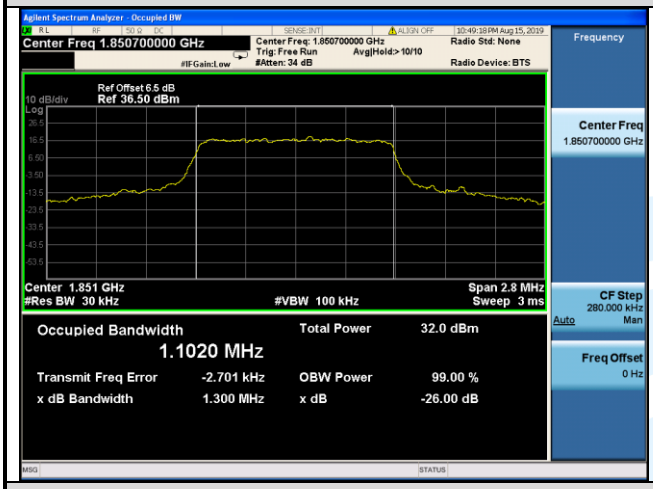	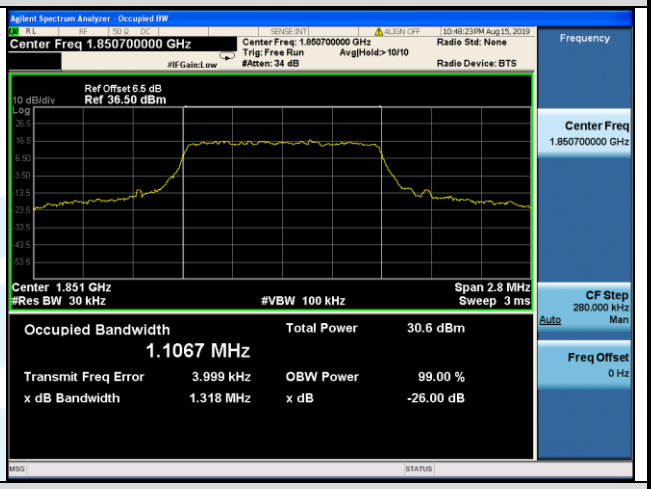
Middle Channel	
	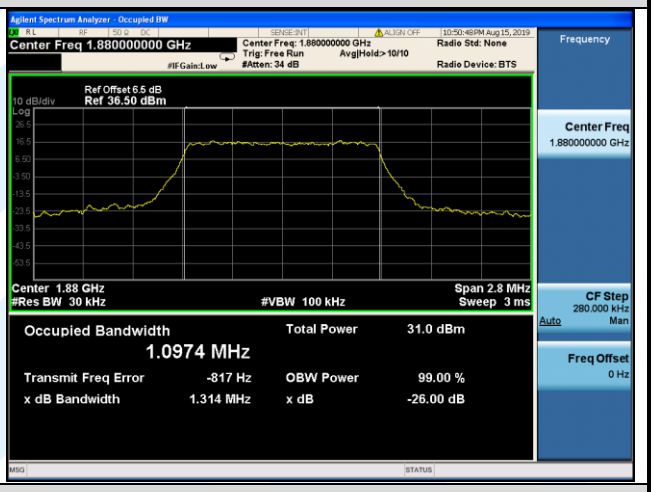
Highest Channel	
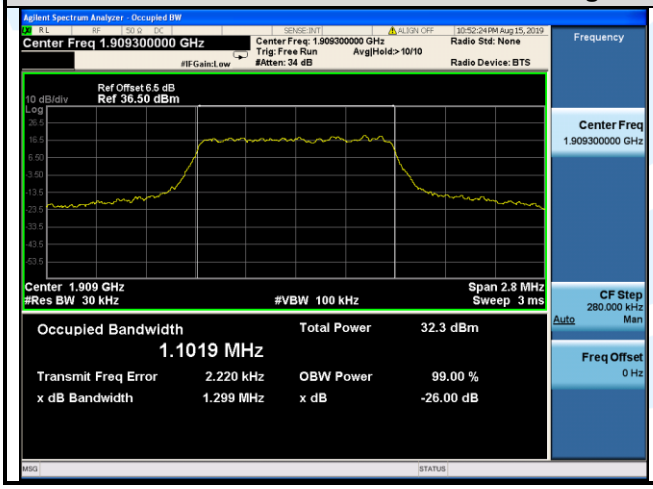	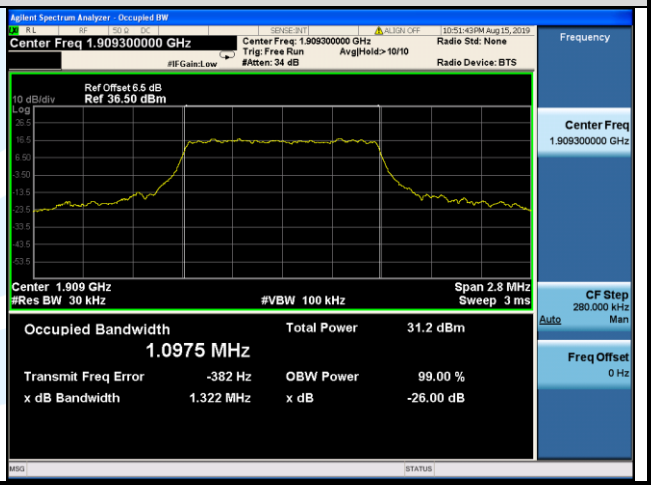

LTE Band 2_ Channel Bandwidth: 3 MHz

QPSK	16QAM

Lowest Channel

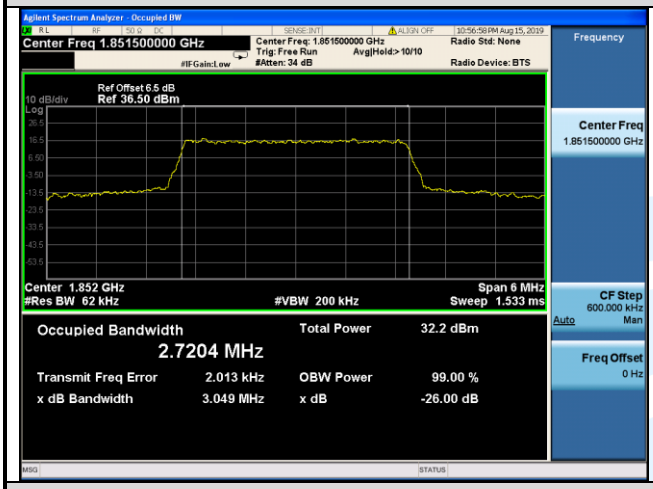

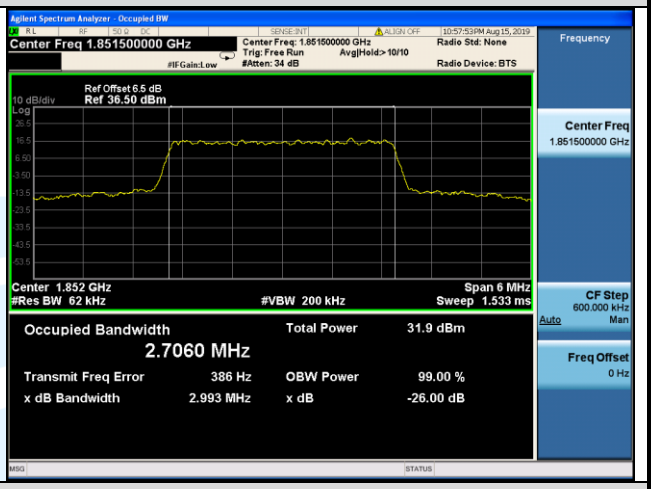

Middle Channel

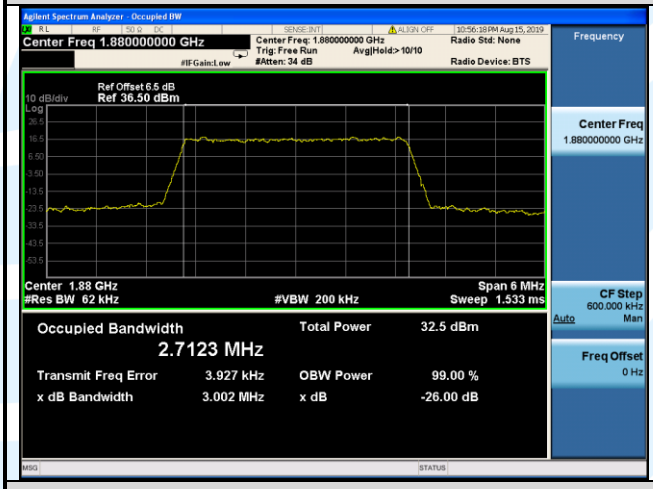

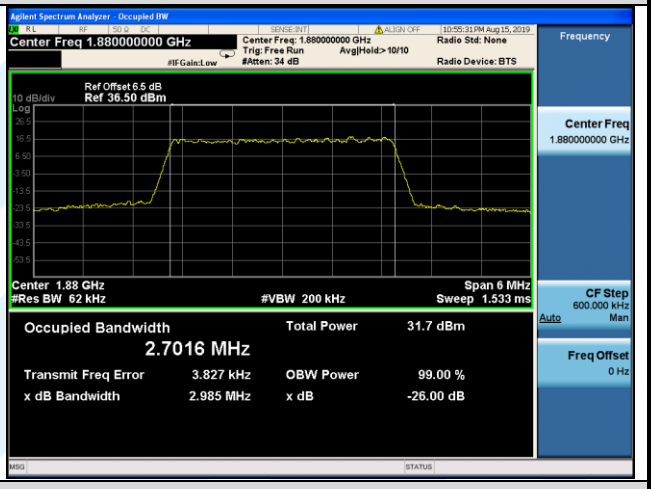

Highest Channel

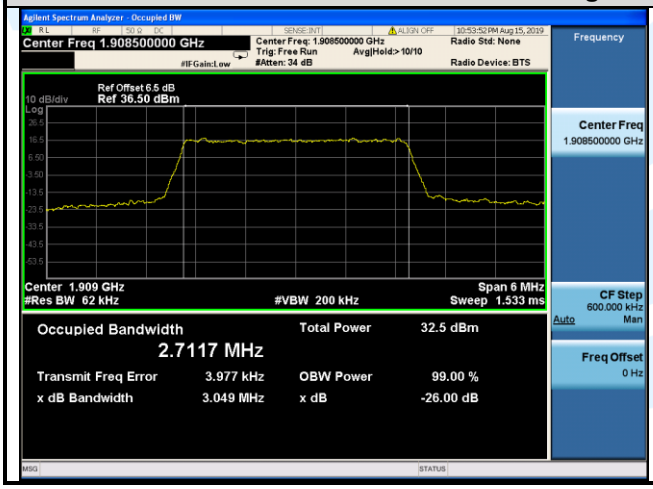

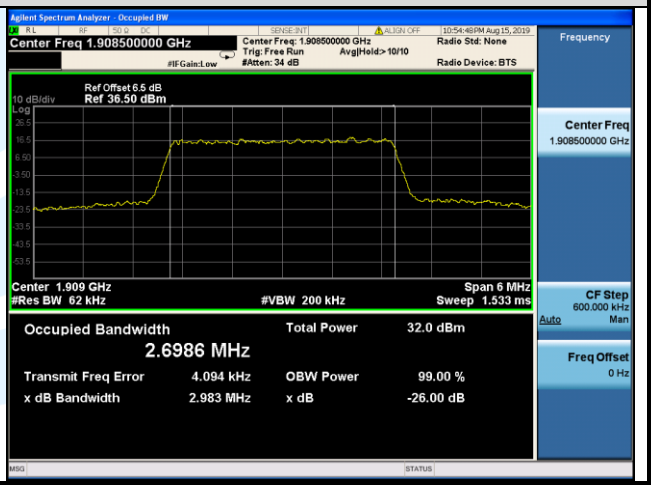

LTE Band 2_ Channel Bandwidth: 5 MHz

QPSK	16QAM

Lowest Channel

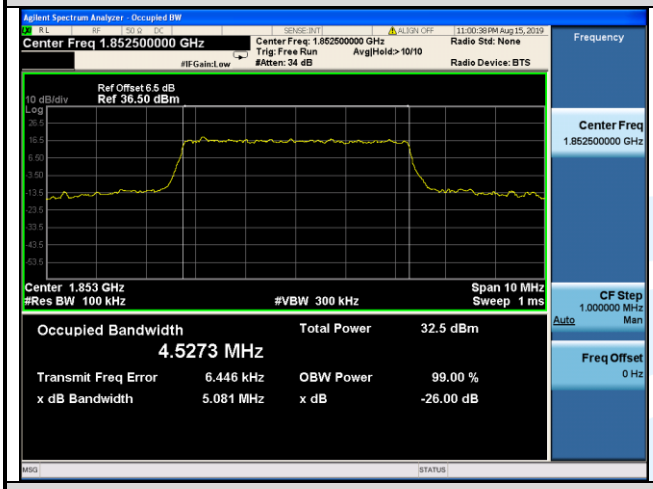

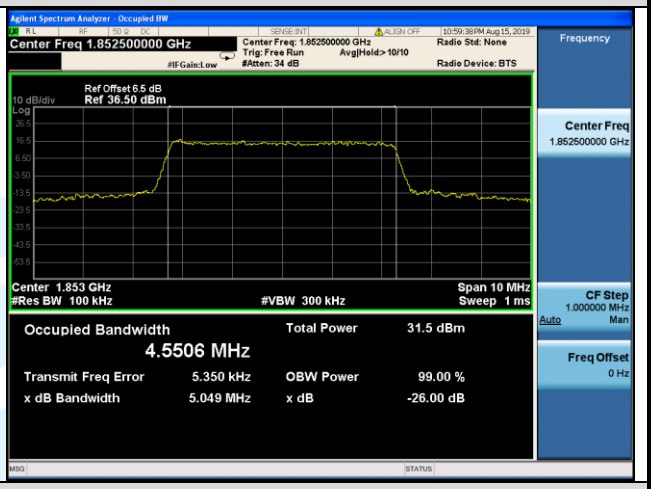

Middle Channel

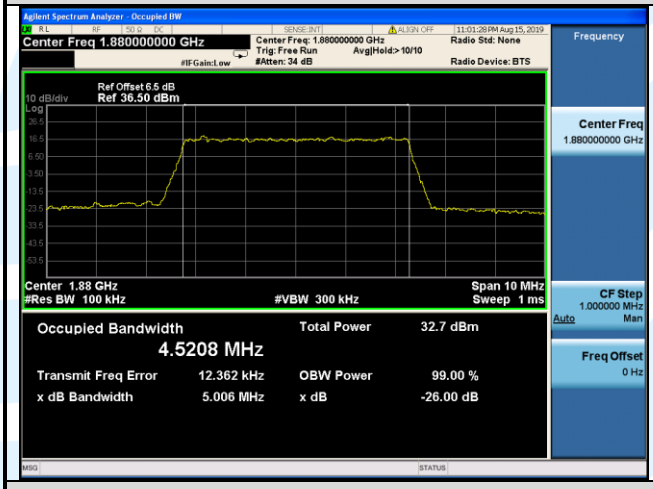

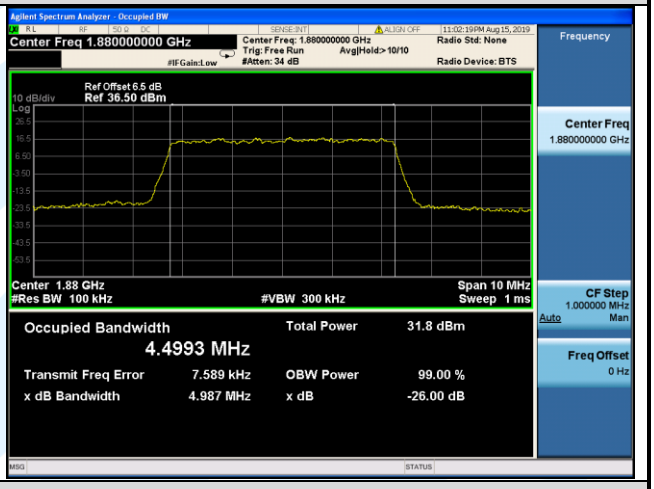

Highest Channel

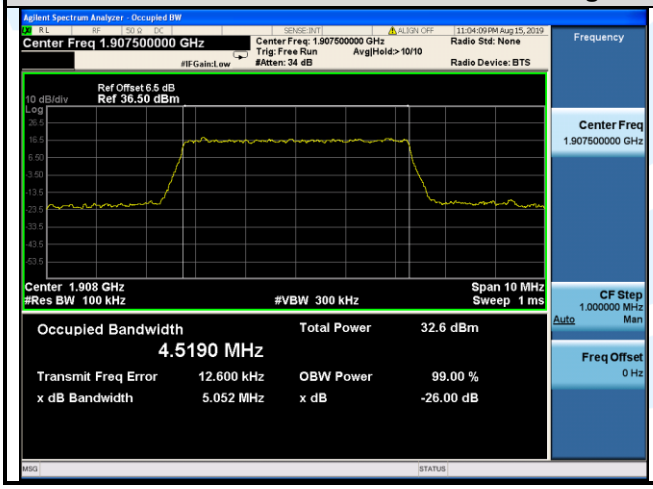

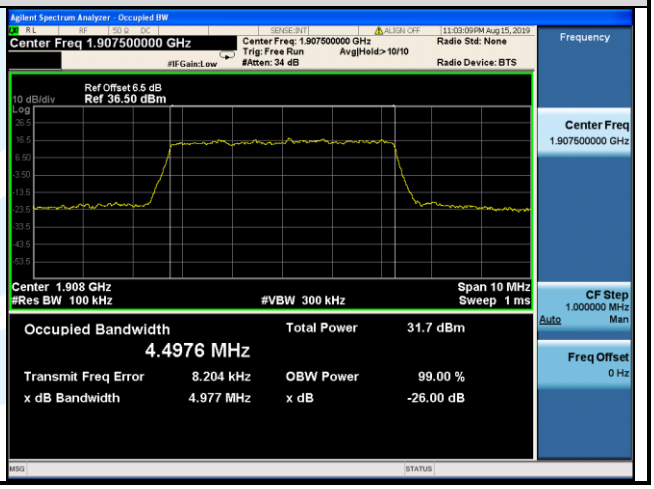

LTE Band 2_ Channel Bandwidth: 10 MHz

QPSK	16QAM

Lowest Channel

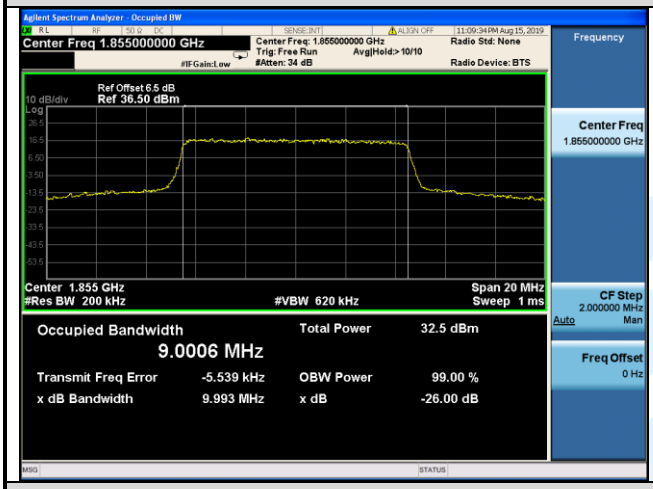

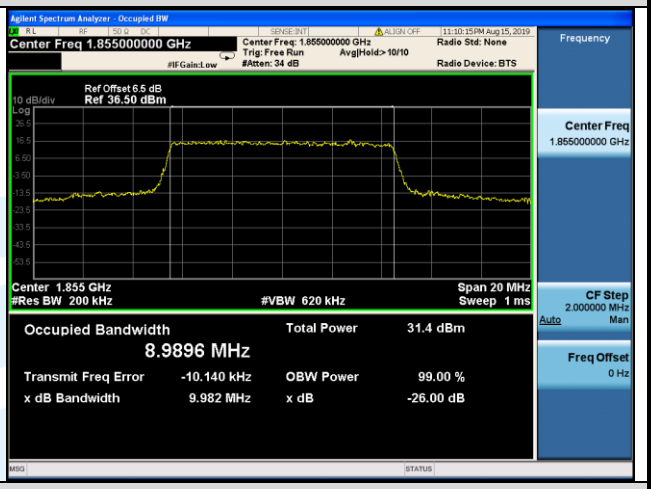

Middle Channel

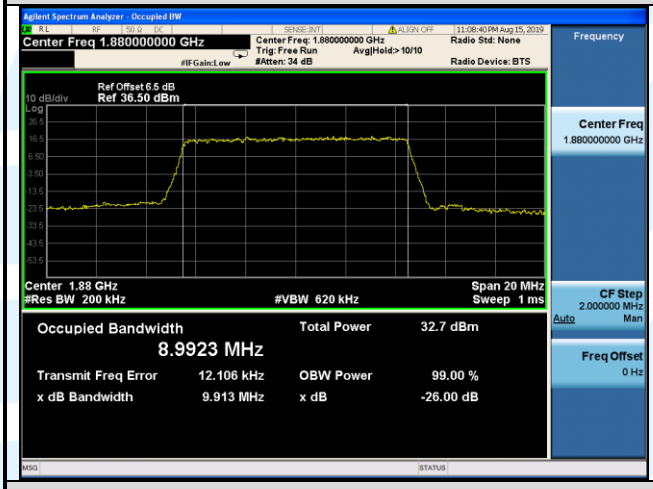

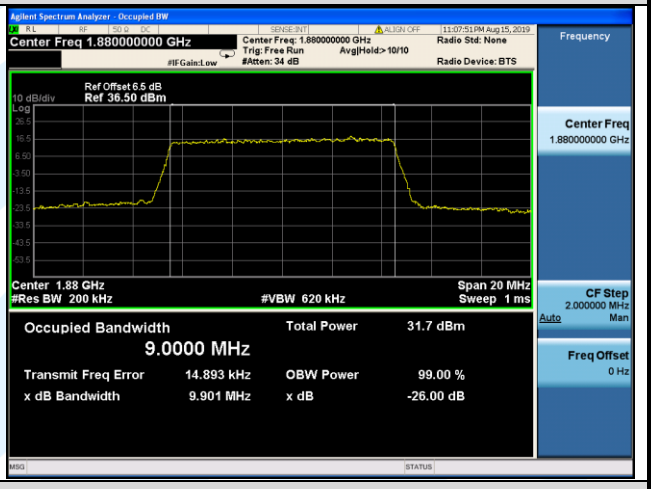

Highest Channel

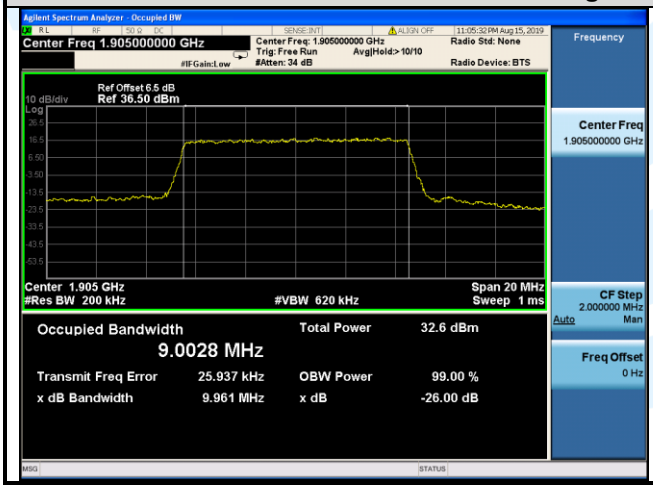

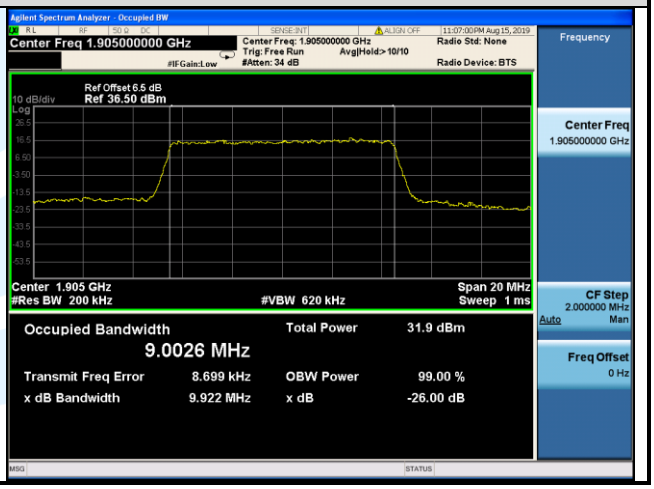

LTE Band 2_ Channel Bandwidth: 15 MHz

QPSK	16QAM

Lowest Channel

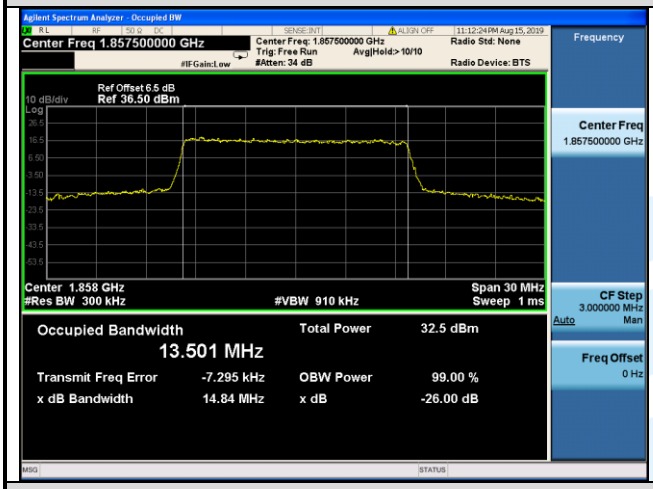

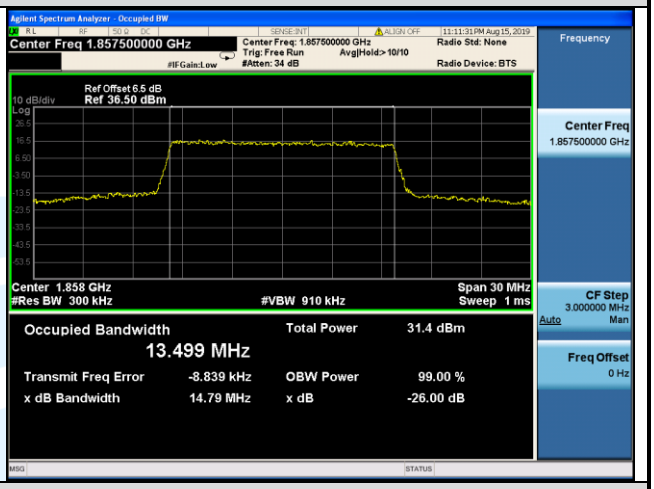

Middle Channel

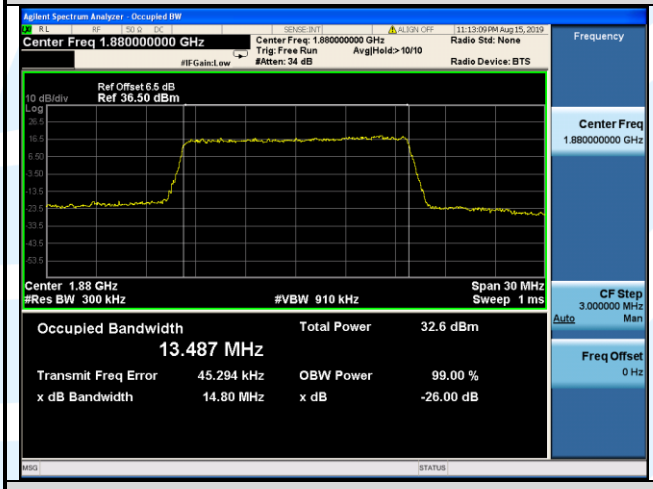

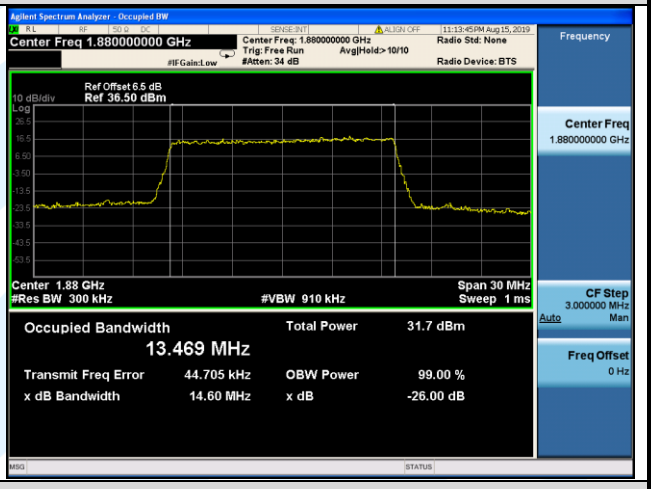

Highest Channel

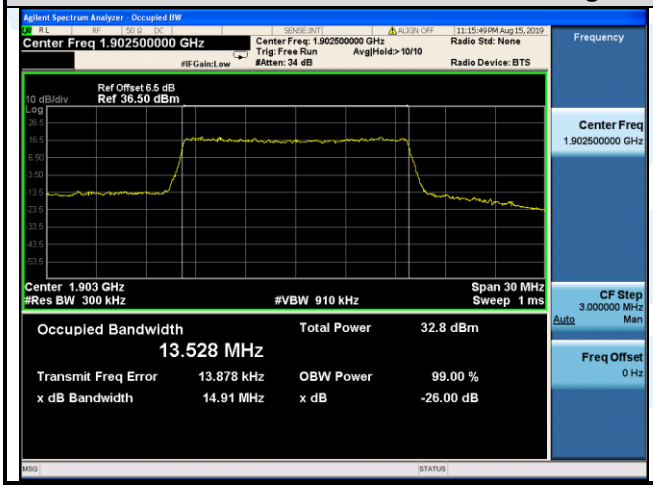

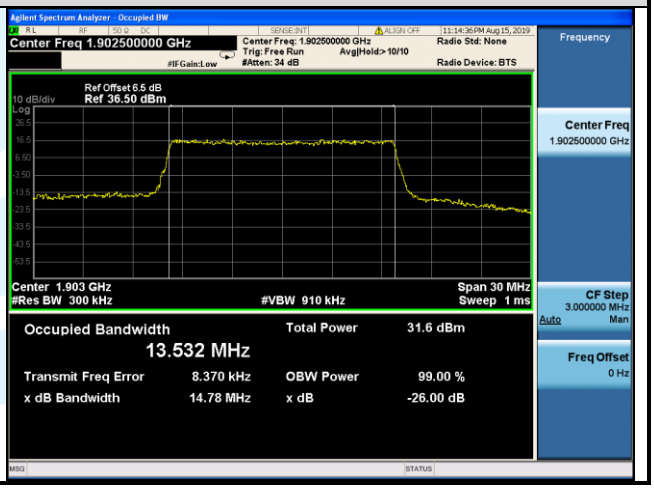

LTE Band 2_ Channel Bandwidth: 20 MHz

QPSK	16QAM
Lowest Channel	
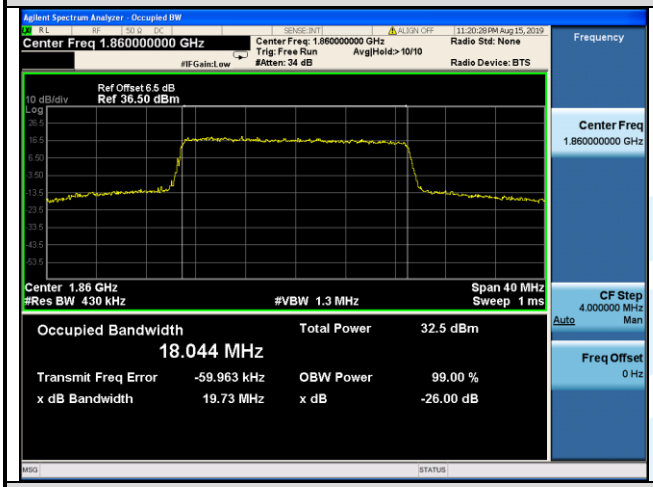	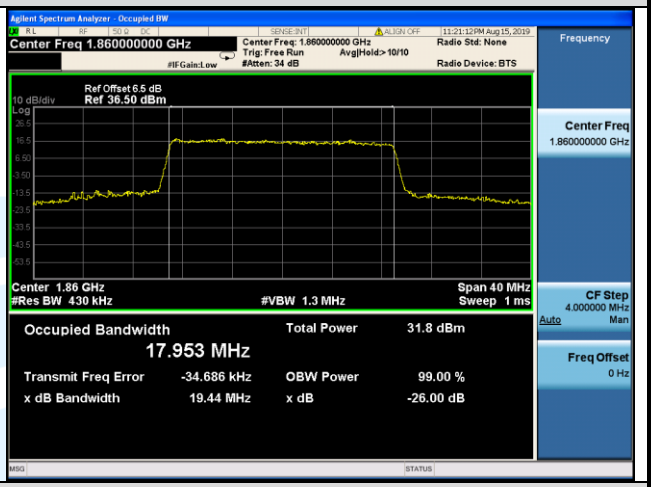
Middle Channel	
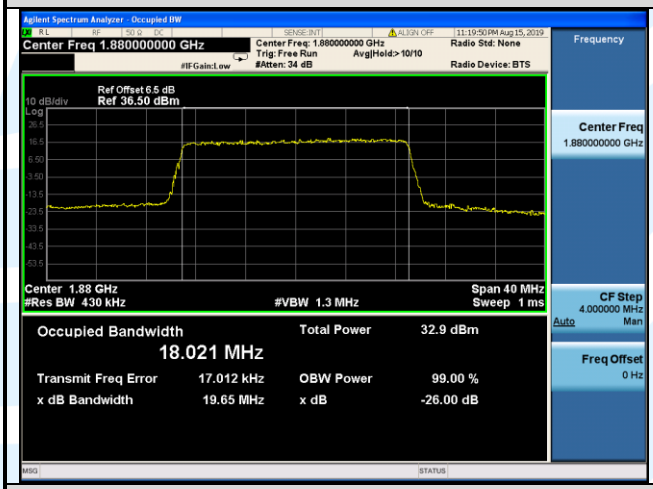	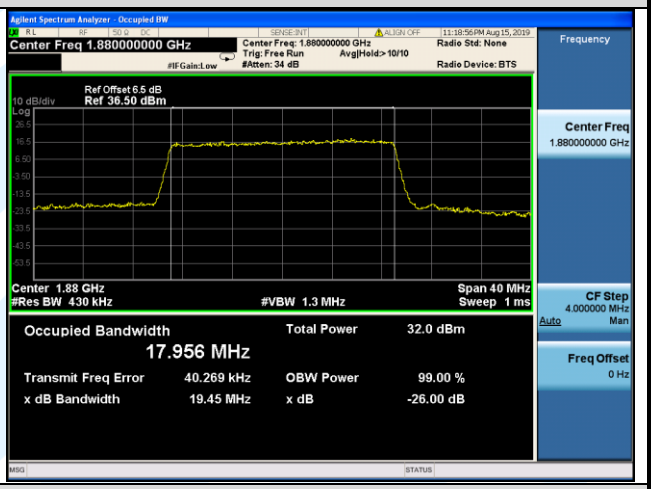
Highest Channel	
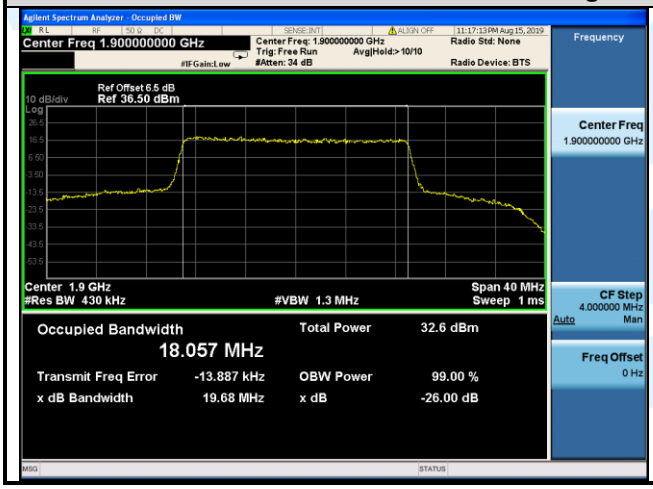	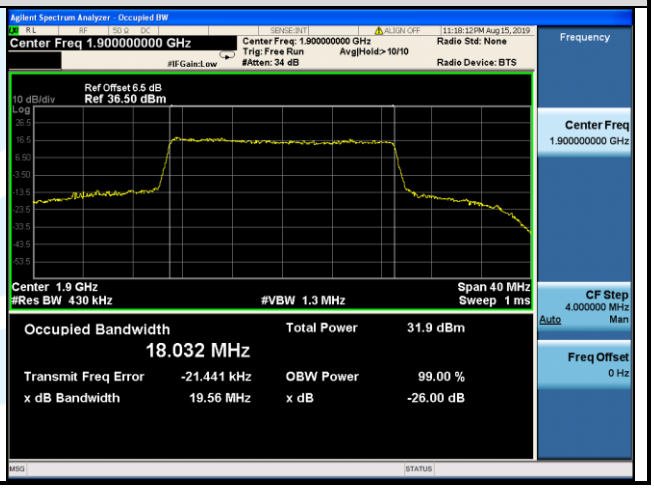

5.5.2 LTE Band 4

LTE Band 4								
Channel	RB Configuration		26 dB BW (MHz)			99% BW (MHz)		
	Size	Offset	QPSK	16QAM	64QAM	QPSK	16QAM	64QAM
Channel Bandwidth: 1.4 MHz								
Lowest	6	0	1.28	1.30	/	1.10	1.09	/
Middle	6	0	1.29	1.30	/	1.10	1.09	/
Highest	6	0	1.29	1.30	/	1.10	1.09	/
Channel Bandwidth: 3 MHz								
Lowest	15	0	3.00	3.02	/	2.70	2.71	/
Middle	15	0	3.02	2.98	/	2.71	2.70	/
Highest	15	0	3.03	2.99	/	2.71	2.70	/
Channel Bandwidth: 5 MHz								
Lowest	25	0	4.99	4.96	/	4.51	4.49	/
Middle	25	0	4.99	4.99	/	4.51	4.49	/
Highest	25	0	5.00	4.99	/	4.52	4.49	/
Channel Bandwidth: 10 MHz								
Lowest	50	0	9.91	9.92	/	8.97	9.00	/
Middle	50	0	9.90	9.81	/	8.99	8.98	/
Highest	50	0	9.87	9.87	/	8.97	8.98	/
Channel Bandwidth: 15 MHz								
Lowest	75	0	14.66	14.69	/	13.46	13.46	/
Middle	75	0	14.71	14.57	/	13.47	13.48	/
Highest	75	0	14.74	14.67	/	13.49	13.47	/
Channel Bandwidth: 20 MHz								
Lowest	100	0	19.50	19.47	/	17.98	17.95	/
Middle	100	0	19.71	19.44	/	18.06	17.95	/
Highest	100	0	19.71	19.39	/	17.99	17.91	/