802.11n-HT40 Out-of-Band Emissions

Channel 03 (2422MHz)

Low Band Edge	Spurious Emission
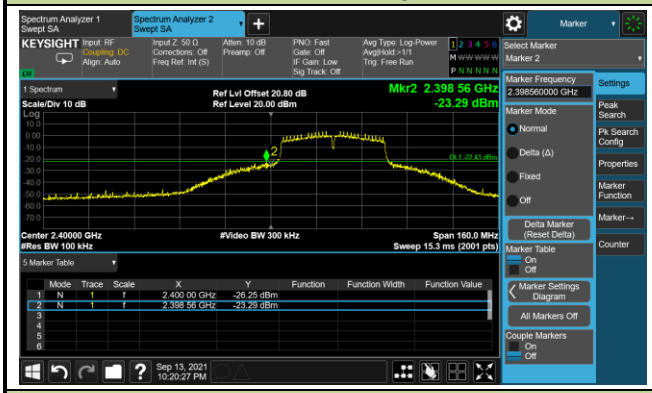	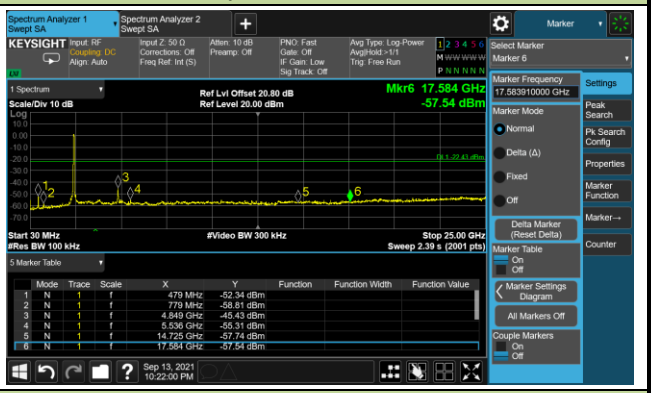

Channel 06 (2437MHz)

Spurious Emission	
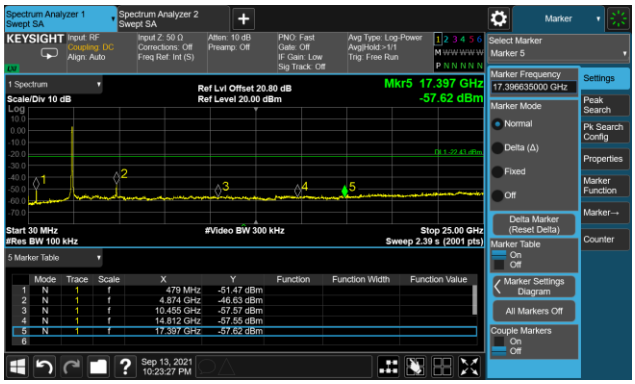	

Channel 09 (2452MHz)

High Band Edge	Spurious Emission
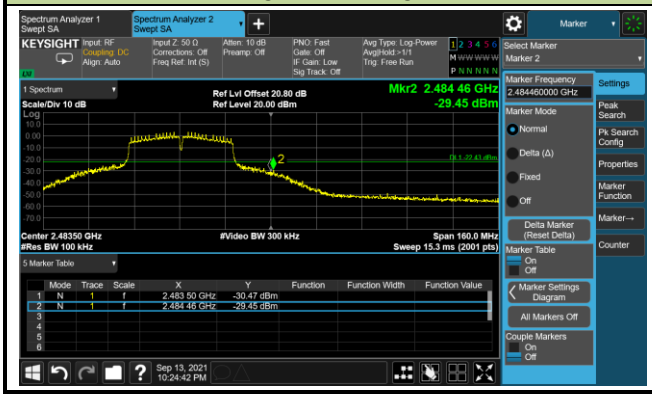	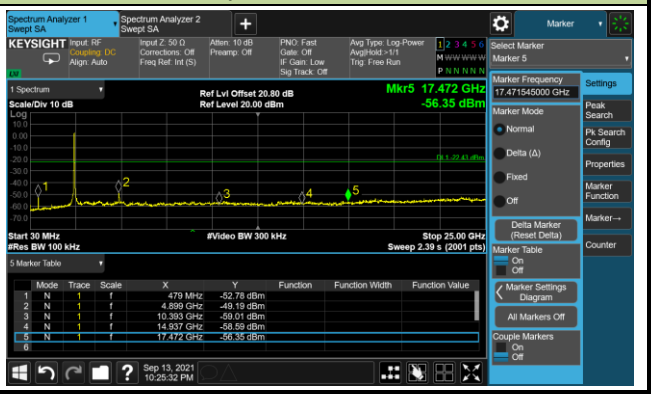

A.6 Radiated Spurious Emission Test Result

Test Site	WZ-AC1	Test Engineer	Tommy Tang
Test Date	2021/10/02	Test Mode	802.11b
Remark	1. Average measurement was not performed if peak level lower than average limit. 2. Other frequency was 20dB below limit line within 1-18GHz, there is not show in the report.		

Test Channel	Frequency (MHz)	Reading Level (dBμV)	Factor (dB/m)	Measure Level (dBμV/m)	Limit (dBμV/m)	Margin (dB)	Detector	Polarization
01	4825.0	50.2	3.8	54.0	74.0	-20.0	Peak	Horizontal
	4825.0	48.5	3.8	52.3	54.0	-1.7	Average	Horizontal
	7375.0	35.6	8.9	44.5	74.0	-29.5	Peak	Horizontal
	11030.0	36.0	13.7	49.7	74.0	-24.3	Peak	Horizontal
	4825.0	47.4	3.8	51.2	74.0	-22.8	Peak	Vertical
	7392.0	35.2	9.1	44.3	74.0	-29.7	Peak	Vertical
	10860.0	36.2	13.9	50.1	74.0	-23.9	Peak	Vertical
06	4876.0	56.5	4.0	60.5	74.0	-13.5	Peak	Horizontal
	4876.0	49.6	4.0	53.6	54.0	-0.4	Average	Horizontal
	7307.0	43.8	9.2	53.0	74.0	-21.0	Peak	Horizontal
	11404.0	35.1	13.3	48.4	74.0	-25.6	Peak	Horizontal
	4876.0	55.6	4.0	59.6	74.0	-14.4	Peak	Vertical
	4876.0	48.1	4.0	52.1	54.0	-1.9	Average	Vertical
	7307.0	37.0	9.2	46.2	74.0	-27.8	Peak	Vertical
	10970.5	35.1	13.7	48.8	74.0	-25.2	Peak	Vertical
11	4927.0	56.5	4.2	60.7	74.0	-13.3	Peak	Horizontal
	4927.0	47.0	4.2	51.2	54.0	-2.8	Average	Horizontal
	7383.5	42.4	9.0	51.4	74.0	-22.6	Peak	Horizontal
	10970.5	35.5	13.7	49.2	74.0	-24.8	Peak	Horizontal
	4927.0	52.0	4.2	56.2	74.0	-17.8	Peak	Vertical
	4927.0	45.1	4.2	49.3	54.0	-4.7	Average	Vertical
	7383.5	38.3	9.0	47.3	74.0	-26.7	Peak	Vertical
	11081.0	35.3	13.7	49.0	74.0	-25.0	Peak	Vertical

Note: Measure Level (dBμV/m) = Reading Level (dBμV) + Factor (dB/m)

Factor (dB/m) = Cable Loss (dB) + Antenna Factor (dB/m) - Pre_Amplifier Gain (dB)

Test Site	WZ-AC1	Test Engineer	Tommy Tang
Test Date	2021/10/02	Test Mode	802.11g
Remark	1. Average measurement was not performed if peak level lower than average limit. 2. Other frequency was 20dB below limit line within 1-18GHz, there is not show in the report.		

Test Channel	Frequency (MHz)	Reading Level (dBμV)	Factor (dB/m)	Measure Level (dBμV/m)	Limit (dBμV/m)	Margin (dB)	Detector	Polarization
01	4825.0	46.0	3.8	49.8	74.0	-24.2	Peak	Horizontal
	7621.5	35.9	8.6	44.5	74.0	-29.5	Peak	Horizontal
	11234.0	35.2	13.3	48.5	74.0	-25.5	Peak	Horizontal
	4825.0	46.0	3.8	49.8	74.0	-24.2	Peak	Vertical
	7647.0	35.9	8.7	44.6	74.0	-29.4	Peak	Vertical
	10809.0	35.0	13.9	48.9	74.0	-25.1	Peak	Vertical
06	4876.0	55.6	4.0	59.6	74.0	-14.4	Peak	Horizontal
	4876.0	47.8	4.0	51.8	54.0	-2.2	Average	Horizontal
	7315.5	43.4	9.2	52.6	74.0	-21.4	Peak	Horizontal
	11200.0	37.3	13.4	50.7	74.0	-23.3	Peak	Horizontal
	4876.0	52.9	4.0	56.9	74.0	-17.1	Peak	Vertical
	4876.0	45.1	4.0	49.1	54.0	-4.9	Average	Vertical
	7298.5	38.2	9.1	47.3	74.0	-26.7	Peak	Vertical
	10911.0	35.6	13.8	49.4	74.0	-24.6	Peak	Vertical
11	4918.5	54.0	4.2	58.2	74.0	-15.8	Peak	Horizontal
	4918.5	46.3	4.2	50.5	54.0	-3.5	Average	Horizontal
	7383.5	43.3	9.0	52.3	74.0	-21.7	Peak	Horizontal
	10987.5	36.3	13.8	50.1	74.0	-23.9	Peak	Horizontal
	4918.5	51.0	4.2	55.2	74.0	-18.8	Peak	Vertical
	4918.5	45.2	4.2	49.4	54.0	-4.6	Average	Vertical
	7383.5	38.5	9.0	47.5	74.0	-26.5	Peak	Vertical
	11387.0	36.0	13.5	49.5	74.0	-24.5	Peak	Vertical

Note: Measure Level (dBμV/m) = Reading Level (dBμV) + Factor (dB/m)

Factor (dB/m) = Cable Loss (dB) + Antenna Factor (dB/m) - Pre_Amplifier Gain (dB)

Test Site	WZ-AC1	Test Engineer	Tommy Tang
Test Date	2021/10/02	Test Mode	802.11n-HT20
Remark	1. Average measurement was not performed if peak level lower than average limit. 2. Other frequency was 20dB below limit line within 1-18GHz, there is not show in the report.		

Test Channel	Frequency (MHz)	Reading Level (dBμV)	Factor (dB/m)	Measure Level (dBμV/m)	Limit (dBμV/m)	Margin (dB)	Detector	Polarization
01	4816.5	48.5	3.8	52.3	74.0	-21.7	Peak	Horizontal
	7324.0	39.4	9.2	48.6	74.0	-25.4	Peak	Horizontal
	10800.5	35.0	13.9	48.9	74.0	-25.1	Peak	Horizontal
	4825.0	44.4	3.8	48.2	74.0	-25.8	Peak	Vertical
	7630.0	36.0	8.6	44.6	74.0	-29.4	Peak	Vertical
	10783.5	35.6	13.8	49.4	74.0	-24.6	Peak	Vertical
06	4876.0	54.0	4.0	58.0	74.0	-16.0	Peak	Horizontal
	4876.0	46.5	4.0	50.5	54.0	-3.5	Average	Horizontal
	7315.5	42.9	9.2	52.1	74.0	-21.9	Peak	Horizontal
	11404.0	37.3	13.3	50.6	74.0	-23.4	Peak	Horizontal
	4876.0	47.5	4.0	51.5	74.0	-22.5	Peak	Vertical
	7307.0	37.1	9.2	46.3	74.0	-27.7	Peak	Vertical
	10894.0	35.8	13.8	49.6	74.0	-24.4	Peak	Vertical
11	4918.5	54.2	4.2	58.4	74.0	-15.6	Peak	Horizontal
	4918.5	42.5	4.2	46.7	54.0	-7.3	Average	Horizontal
	7383.5	42.4	9.0	51.4	74.0	-22.6	Peak	Horizontal
	10979.0	35.5	13.7	49.2	74.0	-24.8	Peak	Horizontal
	4918.5	49.0	4.2	53.2	74.0	-20.8	Peak	Vertical
	4918.5	41.2	4.2	45.4	54.0	-8.6	Average	Vertical
	7392.0	36.6	9.1	45.7	74.0	-28.3	Peak	Vertical
	10851.5	35.1	13.9	49.0	74.0	-25.0	Peak	Vertical

Note: Measure Level (dBμV/m) = Reading Level (dBμV) + Factor (dB/m)

Factor (dB/m) = Cable Loss (dB) + Antenna Factor (dB/m) - Pre_Amplifier Gain (dB)

Test Site	WZ-AC1	Test Engineer	Tommy Tang
Test Date	2021/10/02	Test Mode	802.11n-HT40
Remark	1. Average measurement was not performed if peak level lower than average limit. 2. Other frequency was 20dB below limit line within 1-18GHz, there is not show in the report.		

Test Channel	Frequency (MHz)	Reading Level (dBμV)	Factor (dB/m)	Measure Level (dBμV/m)	Limit (dBμV/m)	Margin (dB)	Detector	Polarization
03	4842.0	43.4	3.9	47.3	74.0	-26.7	Peak	Horizontal
	7281.5	35.3	9.0	44.3	74.0	-29.7	Peak	Horizontal
	8089.0	35.1	9.5	44.6	74.0	-29.4	Peak	Horizontal
	4833.5	40.9	3.8	44.7	74.0	-29.3	Peak	Vertical
	7698.0	35.7	8.6	44.3	74.0	-29.7	Peak	Vertical
	11404.0	36.8	13.3	50.1	74.0	-23.9	Peak	Vertical
06	4859.0	50.7	4.1	54.8	74.0	-19.2	Peak	Horizontal
	4859.0	42.2	4.1	46.3	54.0	-7.7	Average	Horizontal
	7307.0	37.6	9.2	46.8	74.0	-27.2	Peak	Horizontal
	10613.5	35.2	13.7	48.9	74.0	-25.1	Peak	Horizontal
	4876.0	47.2	4.0	51.2	74.0	-22.8	Peak	Vertical
	7315.5	36.3	9.2	45.5	74.0	-28.5	Peak	Vertical
	10996.0	36.2	13.8	50.0	74.0	-24.0	Peak	Vertical
09	4901.5	44.5	4.1	48.6	74.0	-25.4	Peak	Horizontal
	7562.0	36.3	8.8	45.1	74.0	-28.9	Peak	Horizontal
	11268.0	35.4	13.3	48.7	74.0	-25.3	Peak	Horizontal
	4901.5	42.2	4.1	46.3	74.0	-27.7	Peak	Vertical
	7383.5	36.2	9.0	45.2	74.0	-28.8	Peak	Vertical
	10605.0	35.0	13.7	48.7	74.0	-25.3	Peak	Vertical

Note: Measure Level (dBμV/m) = Reading Level (dBμV) + Factor (dB/m)

Factor (dB/m) = Cable Loss (dB) + Antenna Factor (dB/m) - Pre_Amplifier Gain (dB)

The Result of Radiated Emission below 1GHz:

Site: WZ-AC2	Time: 2021/10/08 - 15:26
Limit: FCC_Part15.209_RE(3m)	Engineer: Tommy Tang
Probe: WZ-AC2_VULB9162_0.03-7GHz	Polarity: Horizontal
EUT: Flat Panel Integrated Satellite Communication Terminal	Power: AC 120V/60Hz
Test Mode: Transmit by 802.11b at channel 2437MHz	

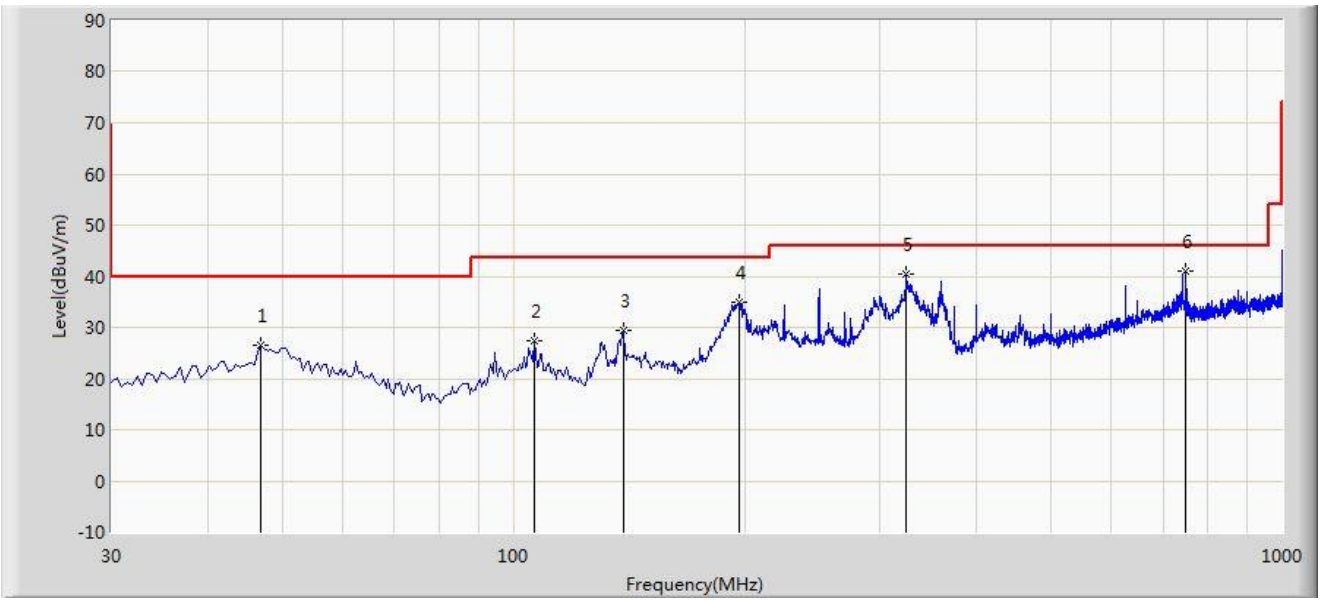

No	Flag	Mark	Frequency (MHz)	Measure Level (dBuV/m)	Reading Level (dBuV)	Margin (dB)	Limit (dBuV/m)	Factor (dB/m)	Type
1			46.975	26.462	5.989	-13.538	40.000	20.473	PK
2			106.630	27.447	9.020	-16.053	43.500	18.427	PK
3			139.125	29.304	14.201	-14.196	43.500	15.103	PK
4			196.840	34.880	15.947	-8.620	43.500	18.933	PK
5			324.880	40.311	18.701	-5.689	46.000	21.609	PK
6		*	749.740	40.900	11.192	-5.100	46.000	29.708	PK

Note 1: Measure Level (dBμV/m) = Reading Level (dBμV) + Factor (dB/m)

Factor (dB/m) = Cable Loss (dB) + Antenna Factor (dB/m)

Note 2: QP measurement was not performed when peak measure level was lower than the QP limit.

Note 3: The amplitude of radiated emissions (frequency range from 9kHz to 30MHz and 18GHz to 25GHz) is that proximity to ambient noise, which also are attenuated more than 20 dB below the permissible value. Therefore, the data is not presented in the report.

Site: WZ-AC2	Time: 2021/10/08 - 15:26
Limit: FCC_Part15.209_RE(3m)	Engineer: Tommy Tang
Probe: WZ-AC2_VULB9162_0.03-7GHz	Polarity: Vertical
EUT: Flat Panel Integrated Satellite Communication Terminal	Power: AC 120V/60Hz
Test Mode: Transmit by 802.11b at channel 2437MHz	

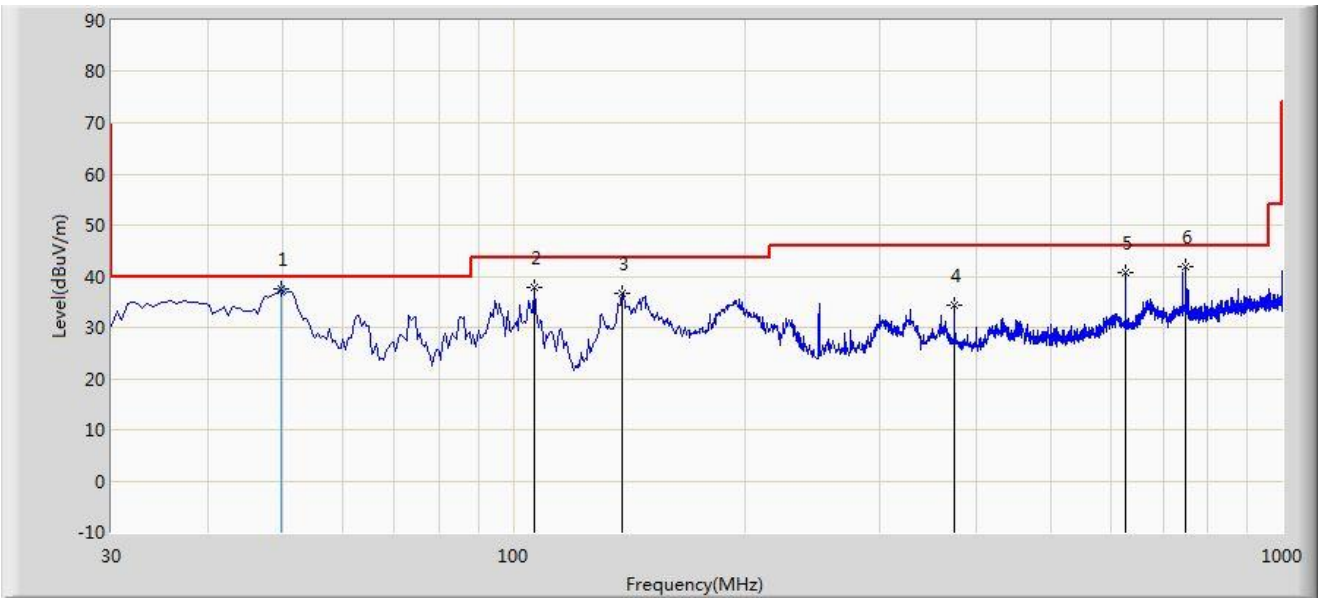

No	Flag	Mark	Frequency (MHz)	Measure Level (dBuV/m)	Reading Level (dBuV)	Margin (dB)	Limit (dBuV/m)	Factor (dB/m)	Type
1		*	49.885	37.542	13.510	-2.458	40.000	20.596	QP
2			106.630	37.683	19.256	-5.817	43.500	18.427	PK
3			138.640	36.607	21.491	-6.893	43.500	15.116	PK
4			374.835	34.311	11.740	-11.689	46.000	22.571	PK
5			625.095	40.748	13.409	-5.252	46.000	27.339	PK
6			750.225	42.005	12.290	-3.995	46.000	29.716	PK

Note 1: Measure Level (dBµV/m) = Reading Level (dBµV) + Factor (dB/m)

Factor (dB/m) = Cable Loss (dB) + Antenna Factor (dB/m)

Note 2: QP measurement was not performed when peak measure level was lower than the QP limit.

Note 3: The amplitude of radiated emissions (frequency range from 9kHz to 30MHz and 18GHz to 25GHz) is that proximity to ambient noise, which also are attenuated more than 20 dB below the permissible value. Therefore, the data is not presented in the report.

A.7 Radiated Restricted Band Edge Test Result

Site: WZ-AC1	Time: 2021/09/28 - 00:08
Limit: FCC_Part15.209_RE(3m)	Engineer: Tommy Tang
Probe: WZ-AC2_BBHA9120D_1-18GHz	Polarity: Horizontal
EUT: Flat Panel Integrated Satellite Communication Terminal	Power: AC 120V/60Hz
Test Mode: Transmit by 802.11b at Channel 2412MHz	

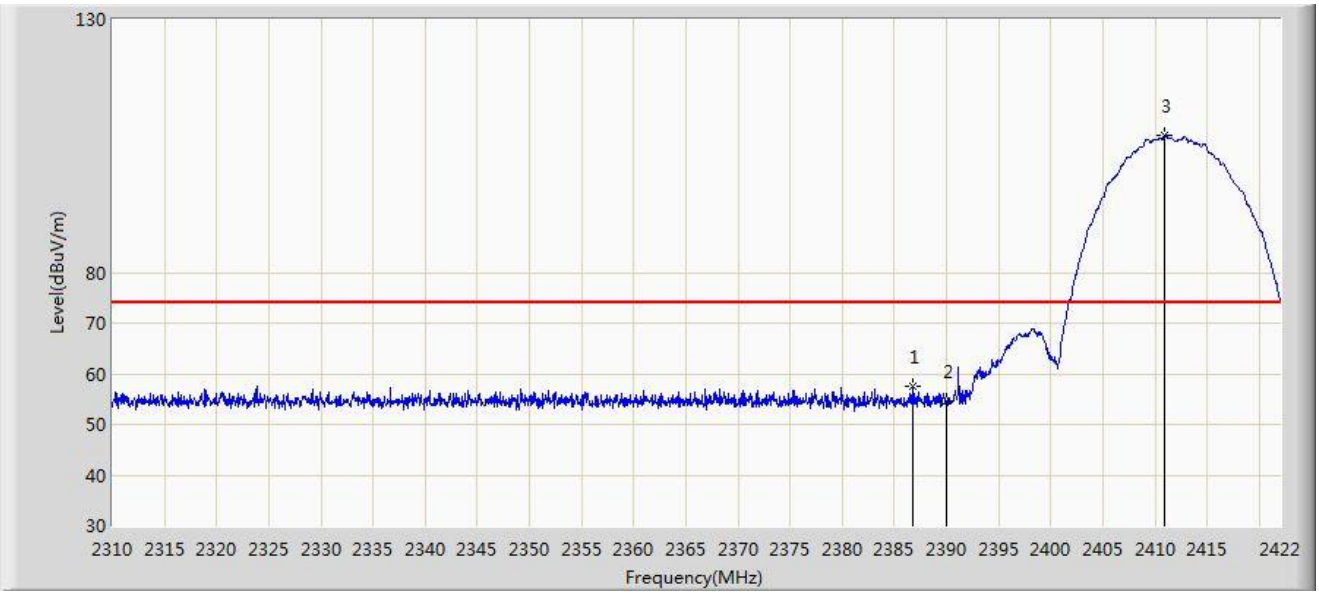

No	Flag	Mark	Frequency (MHz)	Measure Level (dBuV/m)	Reading Level (dBuV)	Margin (dB)	Limit (dBuV/m)	Factor (dB/m)	Type
1			2386.720	57.650	26.326	-16.350	74.000	31.324	PK
2			2390.000	54.551	23.230	-19.449	74.000	31.321	PK
3		*	2410.968	106.970	75.667	N/A	N/A	31.303	PK

Note: Measure Level (dBμV/m) = Reading Level (dBμV) + Factor (dB/m)

Factor (dB/m) = Cable Loss (dB) + Antenna Factor (dB/m)

Site: WZ-AC1	Time: 2021/09/28 - 00:03
Limit: FCC_Part15.209_RE(3m)	Engineer: Tommy Tang
Probe: WZ-AC2_BBHA9120D_1-18GHz	Polarity: Horizontal
EUT: Flat Panel Integrated Satellite Communication Terminal	Power: AC 120V/60Hz
Test Mode: Transmit by 802.11b at Channel 2412MHz	

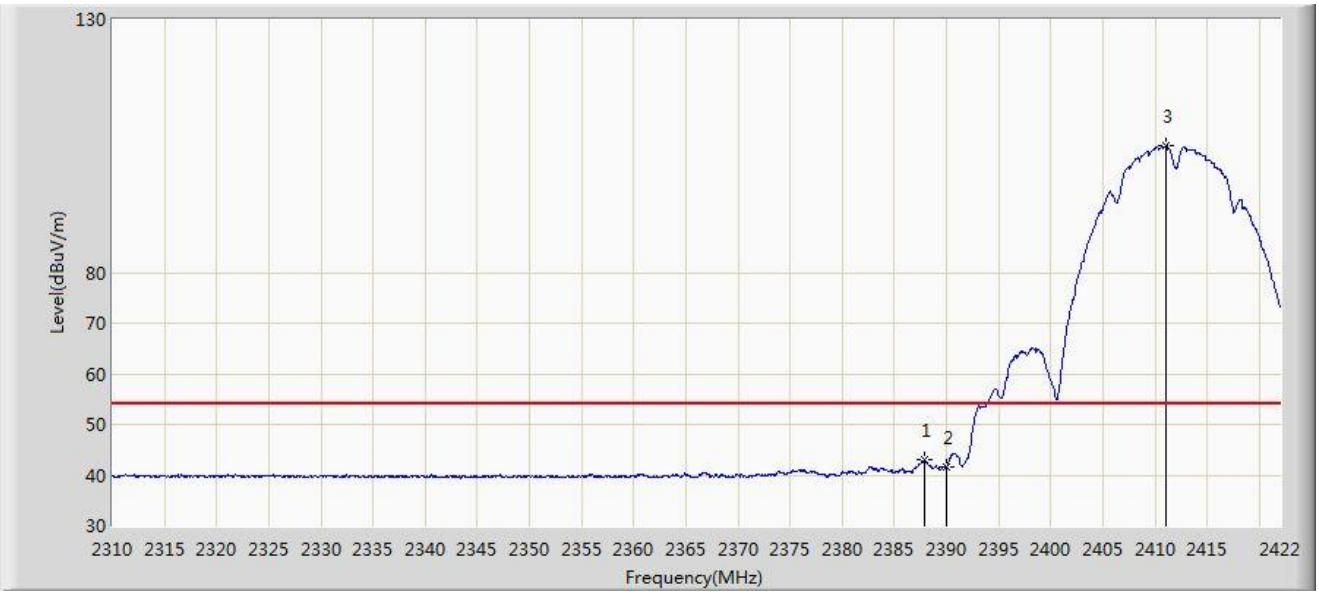

No	Flag	Mark	Frequency (MHz)	Measure Level (dBuV/m)	Reading Level (dBuV)	Margin (dB)	Limit (dBuV/m)	Factor (dB/m)	Type
1			2387.840	42.954	11.631	-11.046	54.000	31.323	AV
2			2390.000	41.664	10.343	-12.336	54.000	31.321	AV
3		*	2411.080	105.044	73.741	N/A	N/A	31.303	AV

Note: Measure Level (dBμV/m) = Reading Level (dBμV) + Factor (dB/m)

Factor (dB/m) = Cable Loss (dB) + Antenna Factor (dB/m)

Site: WZ-AC1	Time: 2021/09/28 - 00:07
Limit: FCC_Part15.209_RE(3m)	Engineer: Tommy Tang
Probe: WZ-AC2_BBHA9120D_1-18GHz	Polarity: Vertical
EUT: Flat Panel Integrated Satellite Communication Terminal	Power: AC 120V/60Hz
Test Mode: Transmit by 802.11b at Channel 2412MHz	

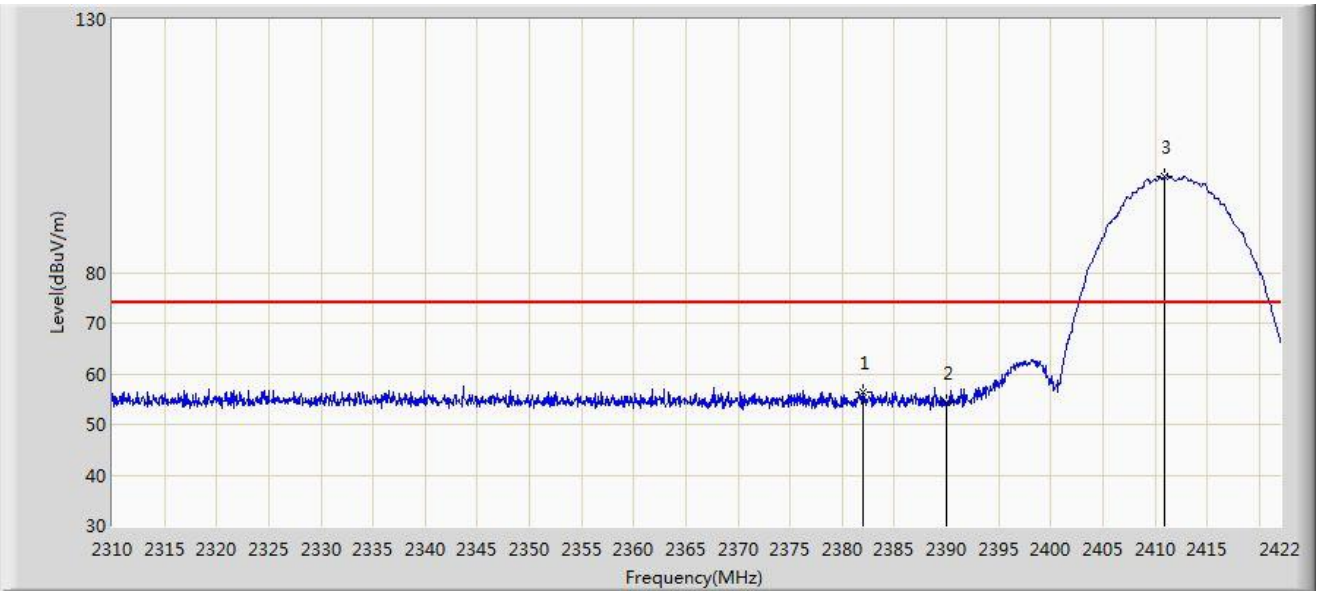

No	Flag	Mark	Frequency (MHz)	Measure Level (dBuV/m)	Reading Level (dBuV)	Margin (dB)	Limit (dBuV/m)	Factor (dB/m)	Type
1			2381.960	56.390	25.063	-17.610	74.000	31.327	PK
2			2390.000	54.322	23.001	-19.678	74.000	31.321	PK
3		*	2410.968	99.114	67.811	N/A	N/A	31.303	PK

Note: Measure Level (dBμV/m) = Reading Level (dBμV) + Factor (dB/m)

Factor (dB/m) = Cable Loss (dB) + Antenna Factor (dB/m)

Site: WZ-AC1	Time: 2021/09/28 - 00:05
Limit: FCC_Part15.209_RE(3m)	Engineer: Tommy Tang
Probe: WZ-AC2_BBHA9120D_1-18GHz	Polarity: Vertical
EUT: Flat Panel Integrated Satellite Communication Terminal	Power: AC 120V/60Hz
Test Mode: Transmit by 802.11b at Channel 2412MHz	

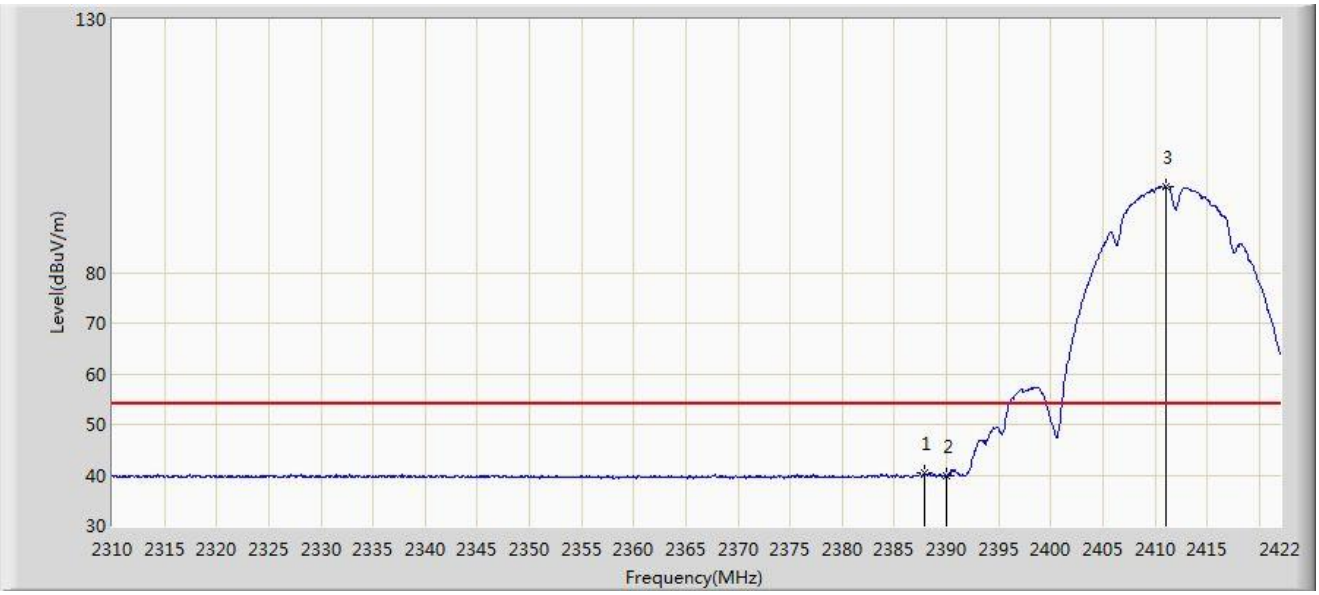

No	Flag	Mark	Frequency (MHz)	Measure Level (dBuV/m)	Reading Level (dBuV)	Margin (dB)	Limit (dBuV/m)	Factor (dB/m)	Type
1			2387.952	40.320	8.997	-13.680	54.000	31.323	AV
2			2390.000	39.837	8.516	-14.163	54.000	31.321	AV
3		*	2411.024	96.971	65.668	N/A	N/A	31.303	AV

Note: Measure Level (dBμV/m) = Reading Level (dBμV) + Factor (dB/m)

Factor (dB/m) = Cable Loss (dB) + Antenna Factor (dB/m)

Site: WZ-AC1	Time: 2021/09/28 - 01:05
Limit: FCC_Part15.209_RE(3m)	Engineer: Tommy Tang
Probe: WZ-AC2_BBHA9120D_1-18GHz	Polarity: Horizontal
EUT: Flat Panel Integrated Satellite Communication Terminal	Power: AC 120V/60Hz
Test Mode: Transmit by 802.11b at Channel 2462MHz	

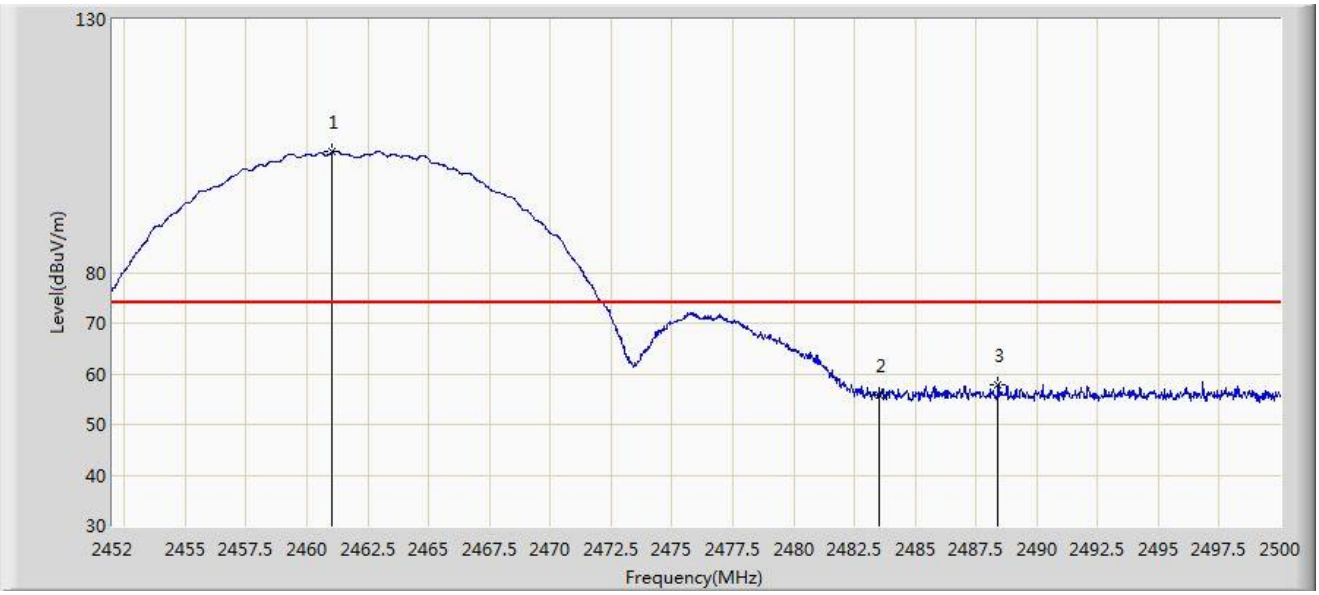

No	Flag	Mark	Frequency (MHz)	Measure Level (dBuV/m)	Reading Level (dBuV)	Margin (dB)	Limit (dBuV/m)	Factor (dB/m)	Type
1		*	2461.048	103.790	72.516	N/A	N/A	31.274	PK
2			2483.500	55.771	24.502	-18.229	74.000	31.269	PK
3			2488.408	57.816	26.543	-16.184	74.000	31.273	PK
4			5150.000	55.432	17.990	-18.568	74.000	37.442	PK

Note: Measure Level (dBμV/m) = Reading Level (dBμV) + Factor (dB/m)

Factor (dB/m) = Cable Loss (dB) + Antenna Factor (dB/m)

Site: WZ-AC1	Time: 2021/09/28 - 00:56
Limit: FCC_Part15.209_RE(3m)	Engineer: Tommy Tang
Probe: WZ-AC2_BBHA9120D_1-18GHz	Polarity: Horizontal
EUT: Flat Panel Integrated Satellite Communication Terminal	Power: AC 120V/60Hz
Test Mode: Transmit by 802.11b at Channel 2462MHz	

No	Flag	Mark	Frequency (MHz)	Measure Level (dBuV/m)	Reading Level (dBuV)	Margin (dB)	Limit (dBuV/m)	Factor (dB/m)	Type
1		*	2461.144	101.690	70.417	N/A	N/A	31.274	AV
2			2483.500	40.857	9.588	-13.143	54.000	31.269	AV
3			2498.104	41.975	10.698	-12.025	54.000	31.276	AV

Note: Measure Level (dBμV/m) = Reading Level (dBμV) + Factor (dB/m)

Factor (dB/m) = Cable Loss (dB) + Antenna Factor (dB/m)

Site: WZ-AC1	Time: 2021/09/28 - 01:00
Limit: FCC_Part15.209_RE(3m)	Engineer: Tommy Tang
Probe: WZ-AC2_BBHA9120D_1-18GHz	Polarity: Vertical
EUT: Flat Panel Integrated Satellite Communication Terminal	Power: AC 120V/60Hz
Test Mode: Transmit by 802.11b at Channel 2462MHz	

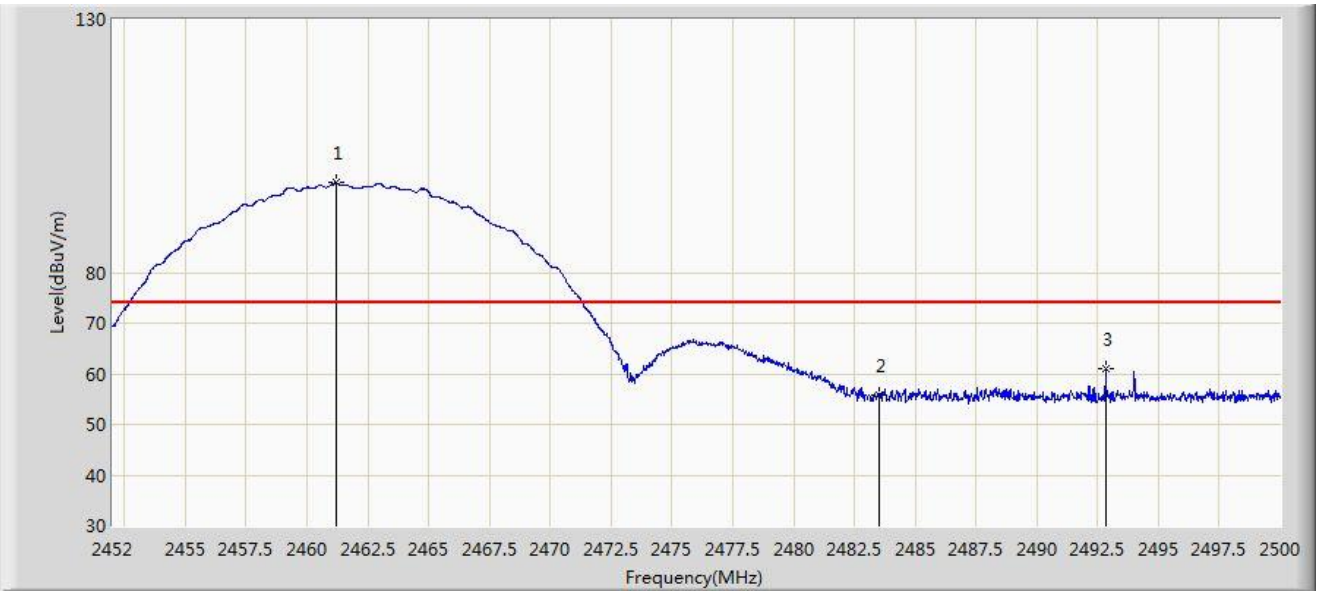

No	Flag	Mark	Frequency (MHz)	Measure Level (dBuV/m)	Reading Level (dBuV)	Margin (dB)	Limit (dBuV/m)	Factor (dB/m)	Type
1		*	2461.216	97.708	66.435	N/A	N/A	31.273	PK
2			2483.500	55.942	24.673	-18.058	74.000	31.269	PK
3			2492.848	61.113	29.837	-12.887	74.000	31.275	PK

Note: Measure Level (dBμV/m) = Reading Level (dBμV) + Factor (dB/m)

Factor (dB/m) = Cable Loss (dB) + Antenna Factor (dB/m)

Site: WZ-AC1	Time: 2021/09/28 - 00:58
Limit: FCC_Part15.209_RE(3m)	Engineer: Tommy Tang
Probe: WZ-AC2_BBHA9120D_1-18GHz	Polarity: Vertical
EUT: Flat Panel Integrated Satellite Communication Terminal	Power: AC 120V/60Hz
Test Mode: Transmit by 802.11b at Channel 2462MHz	

No	Flag	Mark	Frequency (MHz)	Measure Level (dBuV/m)	Reading Level (dBuV)	Margin (dB)	Limit (dBuV/m)	Factor (dB/m)	Type
1		*	2461.240	97.431	66.158	N/A	N/A	31.273	AV
2			2483.500	40.129	8.860	-13.871	54.000	31.269	AV
3			2499.712	41.365	10.086	-12.635	54.000	31.279	AV

Note: Measure Level (dBμV/m) = Reading Level (dBμV) + Factor (dB/m)

Factor (dB/m) = Cable Loss (dB) + Antenna Factor (dB/m)

Site: WZ-AC1	Time: 2021/09/28 - 00:29
Limit: FCC_Part15.209_RE(3m)	Engineer: Tommy Tang
Probe: WZ-AC2_BBHA9120D_1-18GHz	Polarity: Horizontal
EUT: Flat Panel Integrated Satellite Communication Terminal	Power: AC 120V/60Hz
Test Mode: Transmit by 802.11g at Channel 2412MHz	

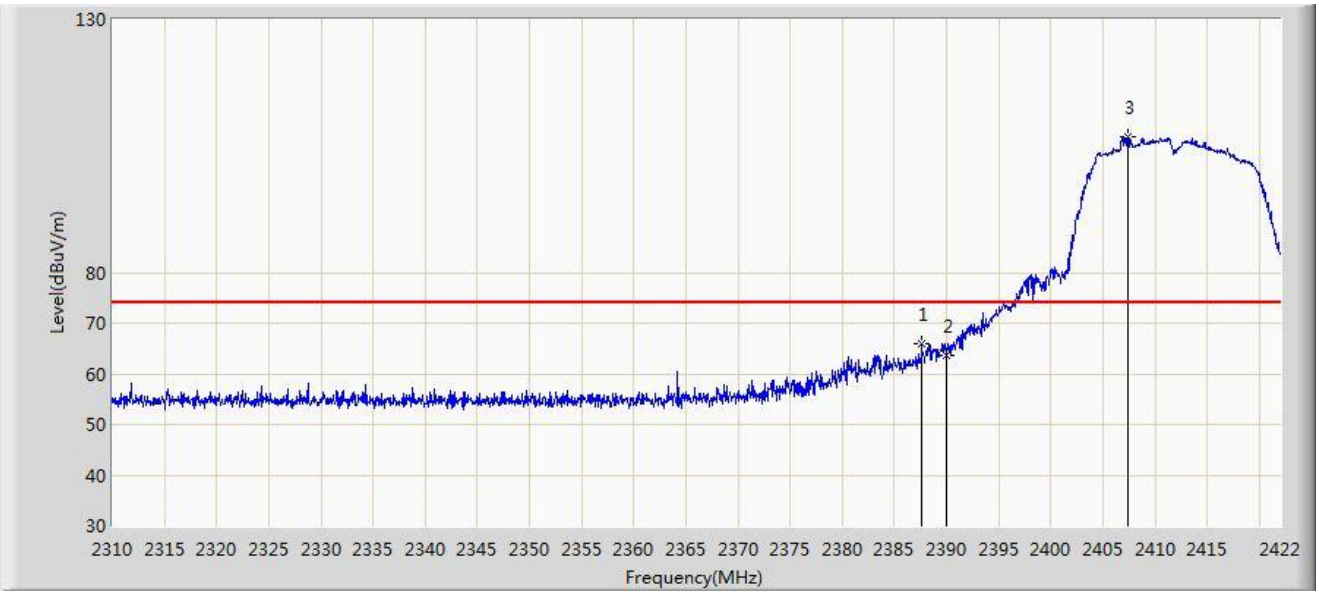

No	Flag	Mark	Frequency (MHz)	Measure Level (dBuV/m)	Reading Level (dBuV)	Margin (dB)	Limit (dBuV/m)	Factor (dB/m)	Type
1			2387.616	65.900	34.577	-8.100	74.000	31.323	PK
2			2390.000	63.706	32.385	-10.294	74.000	31.321	PK
3		*	2407.440	106.826	75.515	N/A	N/A	31.311	PK

Note: Measure Level (dBμV/m) = Reading Level (dBμV) + Factor (dB/m)

Factor (dB/m) = Cable Loss (dB) + Antenna Factor (dB/m)

Site: WZ-AC1	Time: 2021/09/28 - 00:24
Limit: FCC_Part15.209_RE(3m)	Engineer: Tommy Tang
Probe: WZ-AC2_BBHA9120D_1-18GHz	Polarity: Horizontal
EUT: Flat Panel Integrated Satellite Communication Terminal	Power: AC 120V/60Hz
Test Mode: Transmit by 802.11g at Channel 2412MHz	

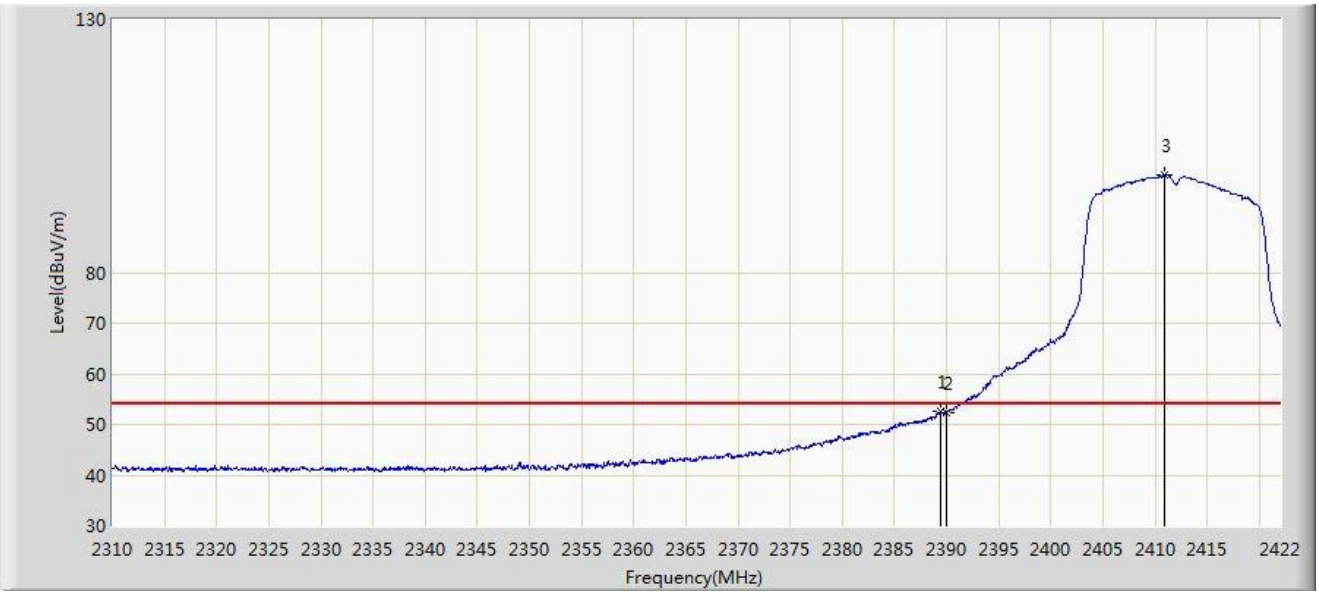

No	Flag	Mark	Frequency (MHz)	Measure Level (dBuV/m)	Reading Level (dBuV)	Margin (dB)	Limit (dBuV/m)	Factor (dB/m)	Type
1			2389.464	52.561	21.240	-1.439	54.000	31.322	AV
2			2390.000	52.416	21.095	-1.584	54.000	31.321	AV
3		*	2410.912	99.304	68.001	N/A	N/A	31.303	AV

Note: Measure Level (dBμV/m) = Reading Level (dBμV) + Factor (dB/m)

Factor (dB/m) = Cable Loss (dB) + Antenna Factor (dB/m)

Site: WZ-AC1	Time: 2021/09/28 - 00:27
Limit: FCC_Part15.209_RE(3m)	Engineer: Tommy Tang
Probe: WZ-AC2_BBHA9120D_1-18GHz	Polarity: Vertical
EUT: Flat Panel Integrated Satellite Communication Terminal	Power: AC 120V/60Hz
Test Mode: Transmit by 802.11g at Channel 2412MHz	

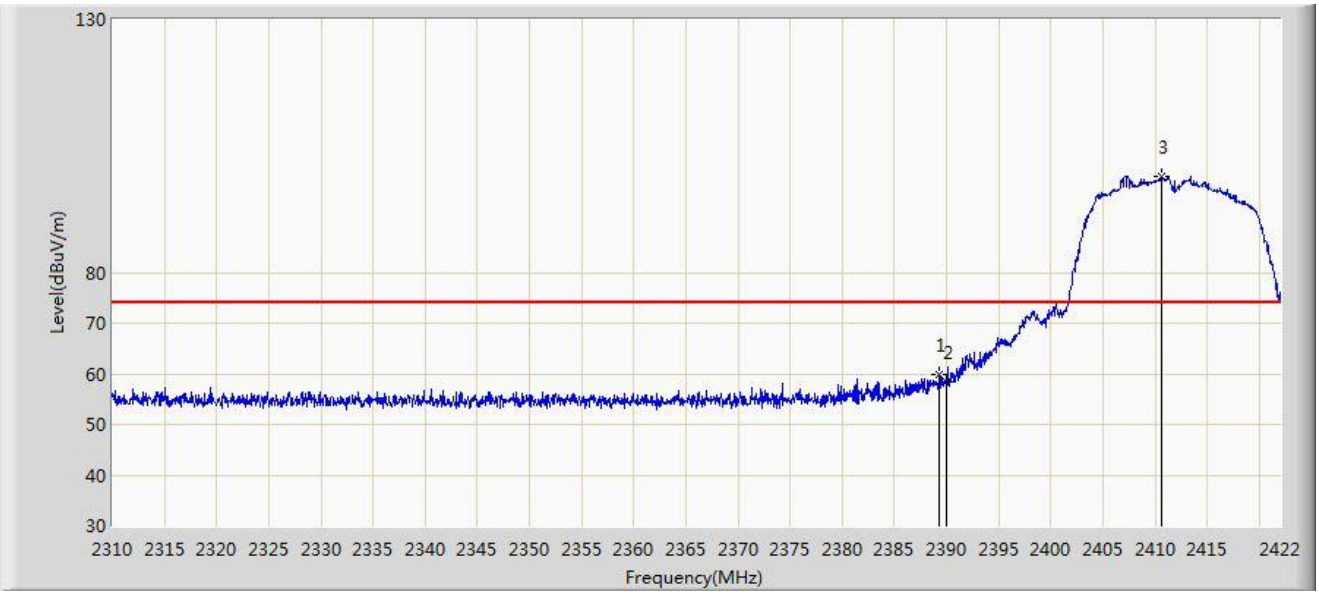

No	Flag	Mark	Frequency (MHz)	Measure Level (dBuV/m)	Reading Level (dBuV)	Margin (dB)	Limit (dBuV/m)	Factor (dB/m)	Type
1			2389.352	59.968	28.647	-14.032	74.000	31.321	PK
2			2390.000	58.431	27.110	-15.569	74.000	31.321	PK
3		*	2410.632	99.100	67.796	N/A	N/A	31.303	PK

Note: Measure Level (dBμV/m) = Reading Level (dBμV) + Factor (dB/m)

Factor (dB/m) = Cable Loss (dB) + Antenna Factor (dB/m)

Site: WZ-AC1	Time: 2021/09/28 - 00:25
Limit: FCC_Part15.209_RE(3m)	Engineer: Tommy Tang
Probe: WZ-AC2_BBHA9120D_1-18GHz	Polarity: Vertical
EUT: Flat Panel Integrated Satellite Communication Terminal	Power: AC 120V/60Hz
Test Mode: Transmit by 802.11g at Channel 2412MHz	

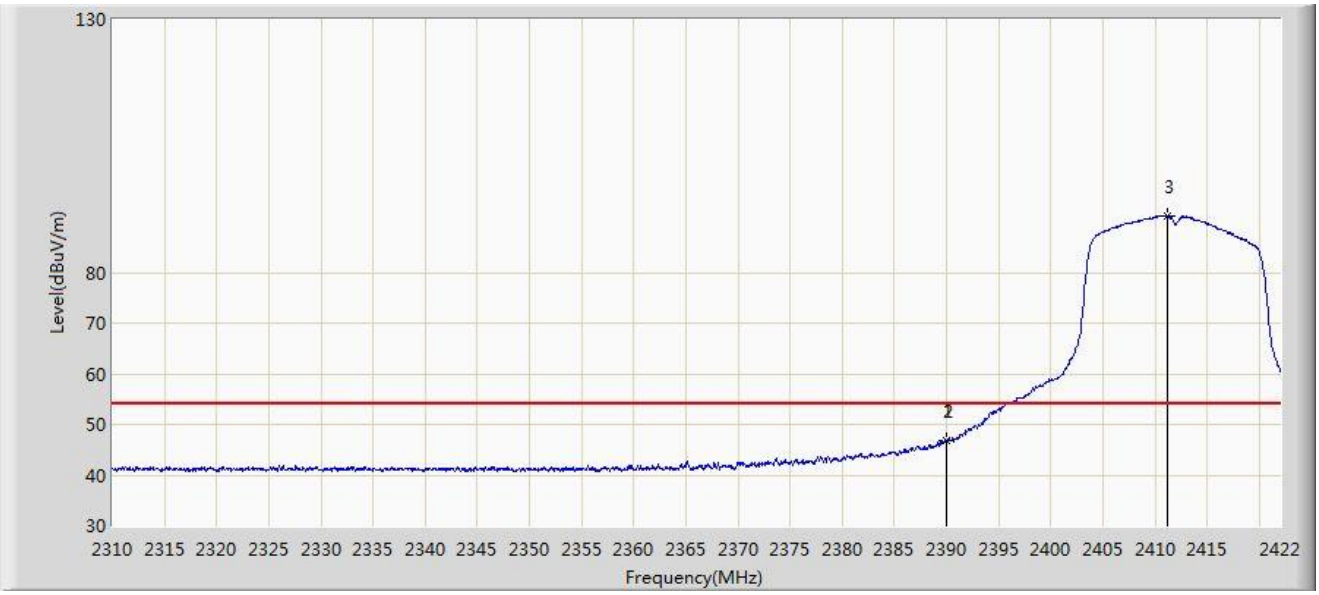

No	Flag	Mark	Frequency (MHz)	Measure Level (dBuV/m)	Reading Level (dBuV)	Margin (dB)	Limit (dBuV/m)	Factor (dB/m)	Type
1			2389.968	46.940	15.619	-7.060	54.000	31.321	AV
2			2390.000	46.807	15.486	-7.193	54.000	31.321	AV
3		*	2411.136	91.302	59.999	N/A	N/A	31.303	AV

Note: Measure Level (dBμV/m) = Reading Level (dBμV) + Factor (dB/m)

Factor (dB/m) = Cable Loss (dB) + Antenna Factor (dB/m)

Site: WZ-AC1	Time: 2021/09/28 - 20:57
Limit: FCC_Part15.209_RE(3m)	Engineer: Tommy Tang
Probe: WZ-AC2_BBHA9120D_1-18GHz	Polarity: Horizontal
EUT: Flat Panel Integrated Satellite Communication Terminal	Power: AC 120V/60Hz
Test Mode: Transmit by 802.11g at Channel 2462MHz	

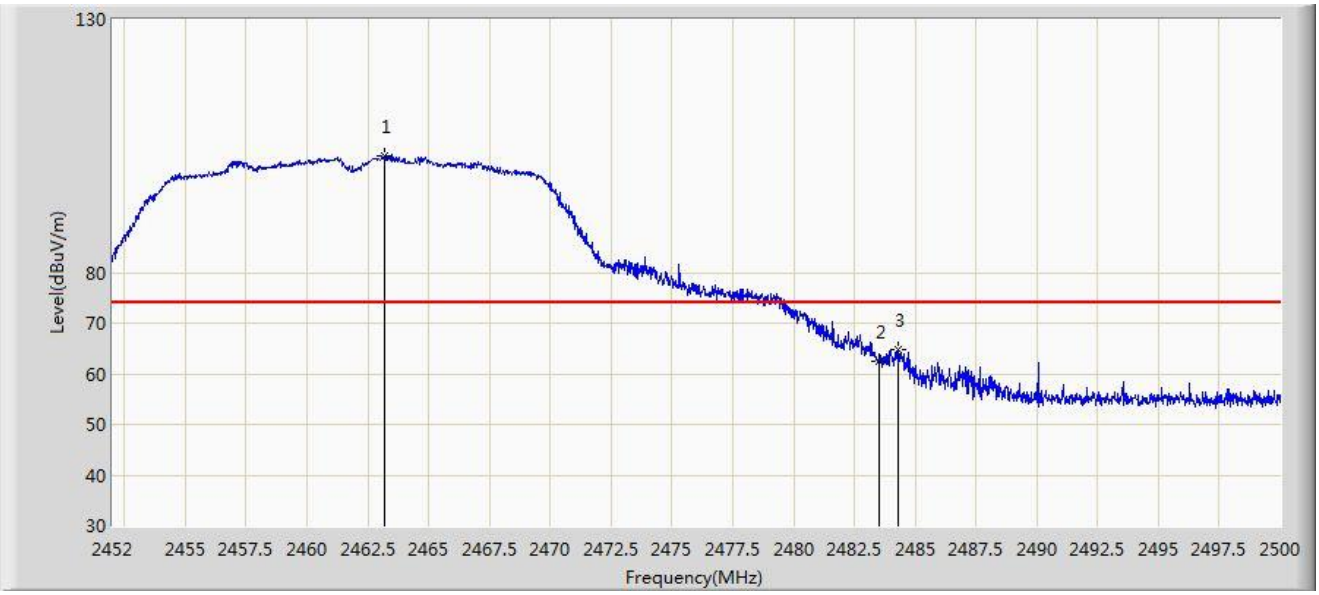

No	Flag	Mark	Frequency (MHz)	Measure Level (dBuV/m)	Reading Level (dBuV)	Margin (dB)	Limit (dBuV/m)	Factor (dB/m)	Type
1		*	2463.208	103.141	71.871	N/A	N/A	31.270	PK
2			2483.500	62.532	31.263	-11.468	74.000	31.269	PK
3			2484.280	64.785	33.516	-9.215	74.000	31.270	PK

Note: Measure Level (dBμV/m) = Reading Level (dBμV) + Factor (dB/m)

Factor (dB/m) = Cable Loss (dB) + Antenna Factor (dB/m)

Site: WZ-AC1	Time: 2021/09/28 - 20:35
Limit: FCC_Part15.209_RE(3m)	Engineer: Tommy Tang
Probe: WZ-AC2_BBHA9120D_1-18GHz	Polarity: Horizontal
EUT: Flat Panel Integrated Satellite Communication Terminal	Power: AC 120V/60Hz
Test Mode: Transmit by 802.11g at Channel 2462MHz	

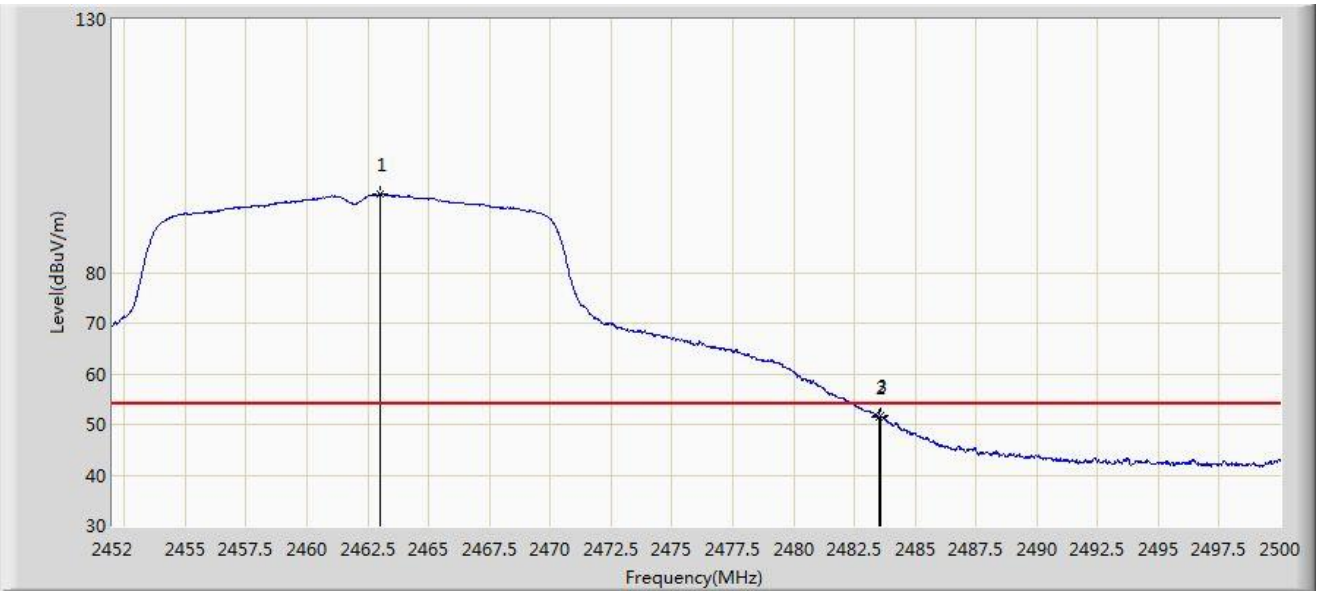

No	Flag	Mark	Frequency (MHz)	Measure Level (dBuV/m)	Reading Level (dBuV)	Margin (dB)	Limit (dBuV/m)	Factor (dB/m)	Type
1		*	2463.016	95.489	64.219	N/A	N/A	31.270	AV
2			2483.500	51.461	20.192	-2.539	54.000	31.269	AV
3			2483.584	51.766	20.497	-2.234	54.000	31.268	AV

Note: Measure Level (dBμV/m) = Reading Level (dBμV) + Factor (dB/m)

Factor (dB/m) = Cable Loss (dB) + Antenna Factor (dB/m)

Site: WZ-AC1	Time: 2021/09/28 - 20:45
Limit: FCC_Part15.209_RE(3m)	Engineer: Tommy Tang
Probe: WZ-AC2_BBHA9120D_1-18GHz	Polarity: Vertical
EUT: Flat Panel Integrated Satellite Communication Terminal	Power: AC 120V/60Hz
Test Mode: Transmit by 802.11g at Channel 2462MHz	

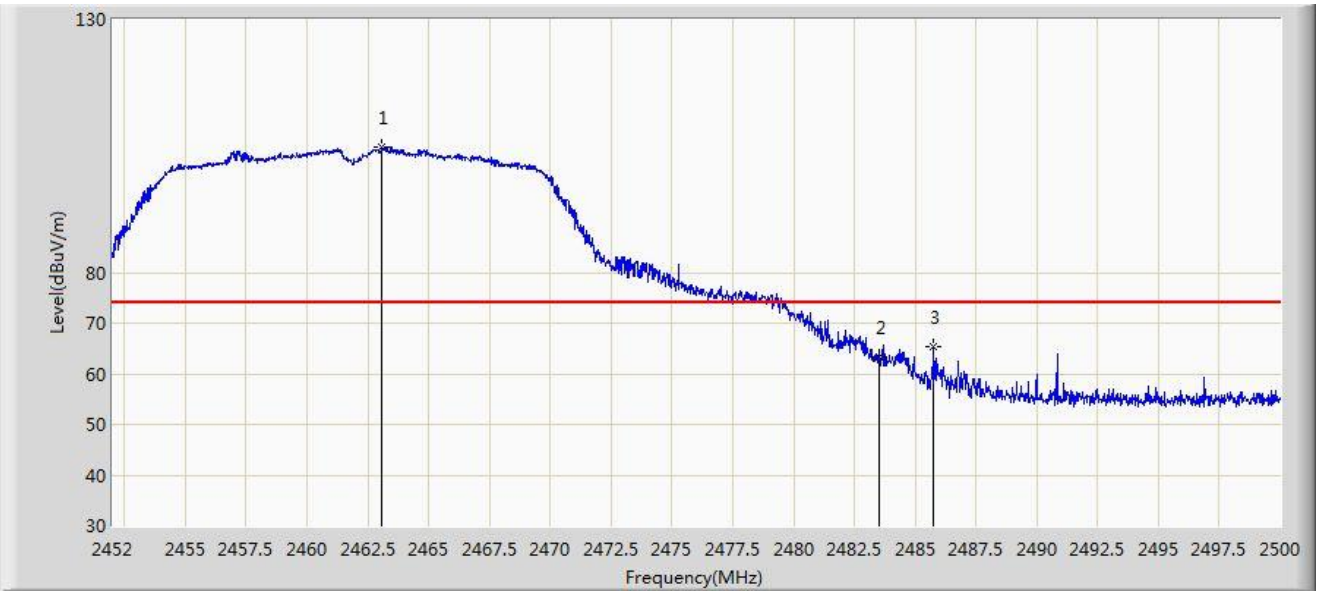

No	Flag	Mark	Frequency (MHz)	Measure Level (dBuV/m)	Reading Level (dBuV)	Margin (dB)	Limit (dBuV/m)	Factor (dB/m)	Type
1		*	2463.088	104.745	73.475	N/A	N/A	31.270	PK
2			2483.500	63.378	32.109	-10.622	74.000	31.269	PK
3			2485.768	65.422	34.151	-8.578	74.000	31.270	PK

Note: Measure Level (dBμV/m) = Reading Level (dBμV) + Factor (dB/m)

Factor (dB/m) = Cable Loss (dB) + Antenna Factor (dB/m)

Site: WZ-AC1	Time: 2021/09/28 - 20:38
Limit: FCC_Part15.209_RE(3m)	Engineer: Tommy Tang
Probe: WZ-AC2_BBHA9120D_1-18GHz	Polarity: Vertical
EUT: Flat Panel Integrated Satellite Communication Terminal	Power: AC 120V/60Hz
Test Mode: Transmit by 802.11g at Channel 2462MHz	

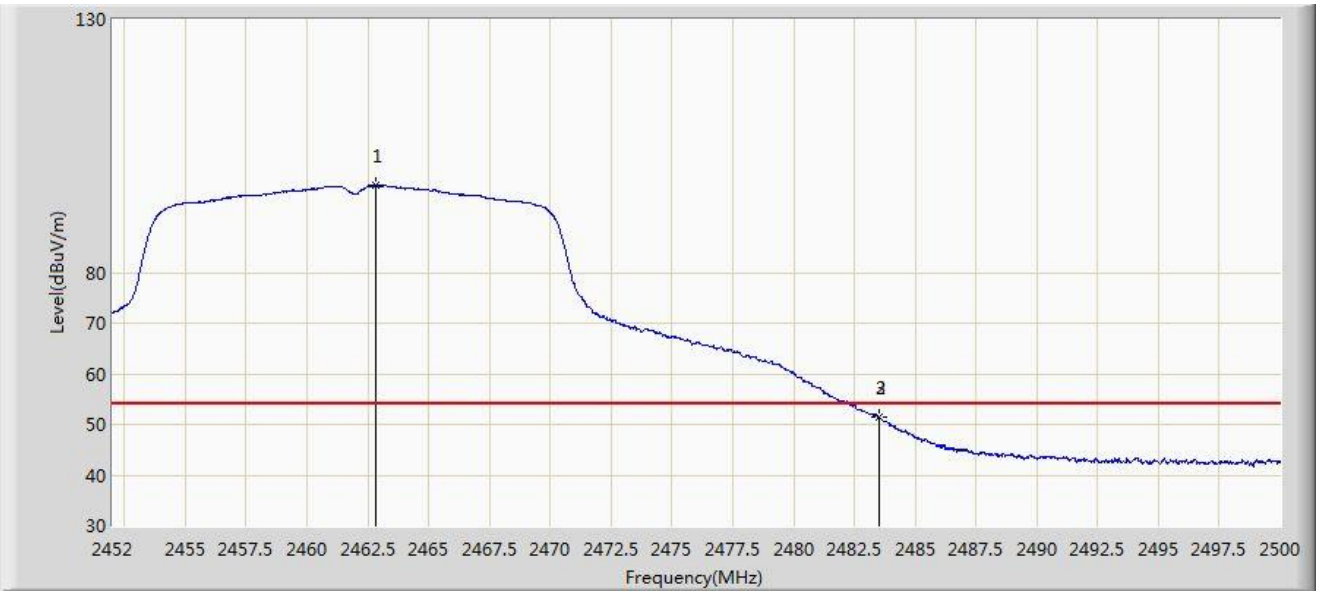

No	Flag	Mark	Frequency (MHz)	Measure Level (dBuV/m)	Reading Level (dBuV)	Margin (dB)	Limit (dBuV/m)	Factor (dB/m)	Type
1		*	2462.824	97.238	65.968	N/A	N/A	31.271	AV
2			2483.500	51.445	20.176	-2.555	54.000	31.269	AV
3			2483.512	51.520	20.251	-2.480	54.000	31.268	AV

Note: Measure Level (dBμV/m) = Reading Level (dBμV) + Factor (dB/m)

Factor (dB/m) = Cable Loss (dB) + Antenna Factor (dB/m)

Site: WZ-AC1	Time: 2021/09/28 - 00:43
Limit: FCC_Part15.209_RE(3m)	Engineer: Tommy Tang
Probe: WZ-AC2_BBHA9120D_1-18GHz	Polarity: Horizontal
EUT: Flat Panel Integrated Satellite Communication Terminal	Power: AC 120V/60Hz
Test Mode: Transmit by 802.11n-HT20 at Channel 2412MHz	

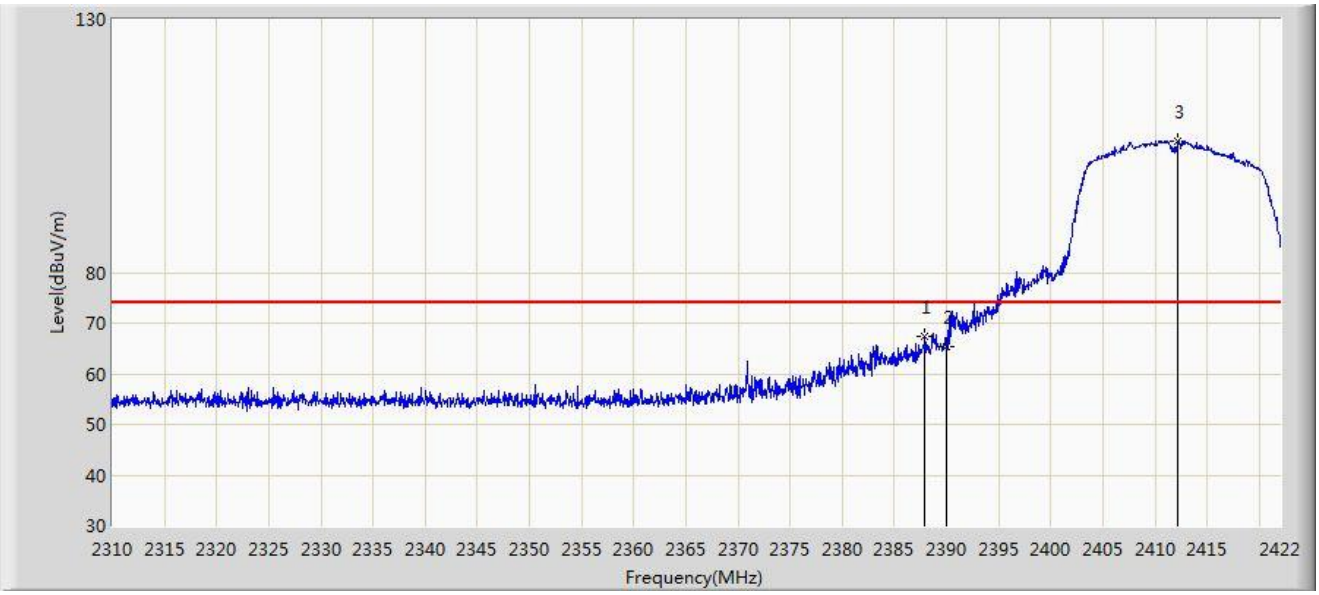

No	Flag	Mark	Frequency (MHz)	Measure Level (dBuV/m)	Reading Level (dBuV)	Margin (dB)	Limit (dBuV/m)	Factor (dB/m)	Type
1			2387.952	67.476	36.153	-6.524	74.000	31.323	PK
2			2390.000	65.386	34.065	-8.614	74.000	31.321	PK
3		*	2412.200	106.042	74.742	N/A	N/A	31.301	PK

Note: Measure Level (dBμV/m) = Reading Level (dBμV) + Factor (dB/m)

Factor (dB/m) = Cable Loss (dB) + Antenna Factor (dB/m)

Site: WZ-AC1	Time: 2021/09/28 - 00:37
Limit: FCC_Part15.209_RE(3m)	Engineer: Tommy Tang
Probe: WZ-AC2_BBHA9120D_1-18GHz	Polarity: Horizontal
EUT: Flat Panel Integrated Satellite Communication Terminal	Power: AC 120V/60Hz
Test Mode: Transmit by 802.11n-HT20 at Channel 2412MHz	

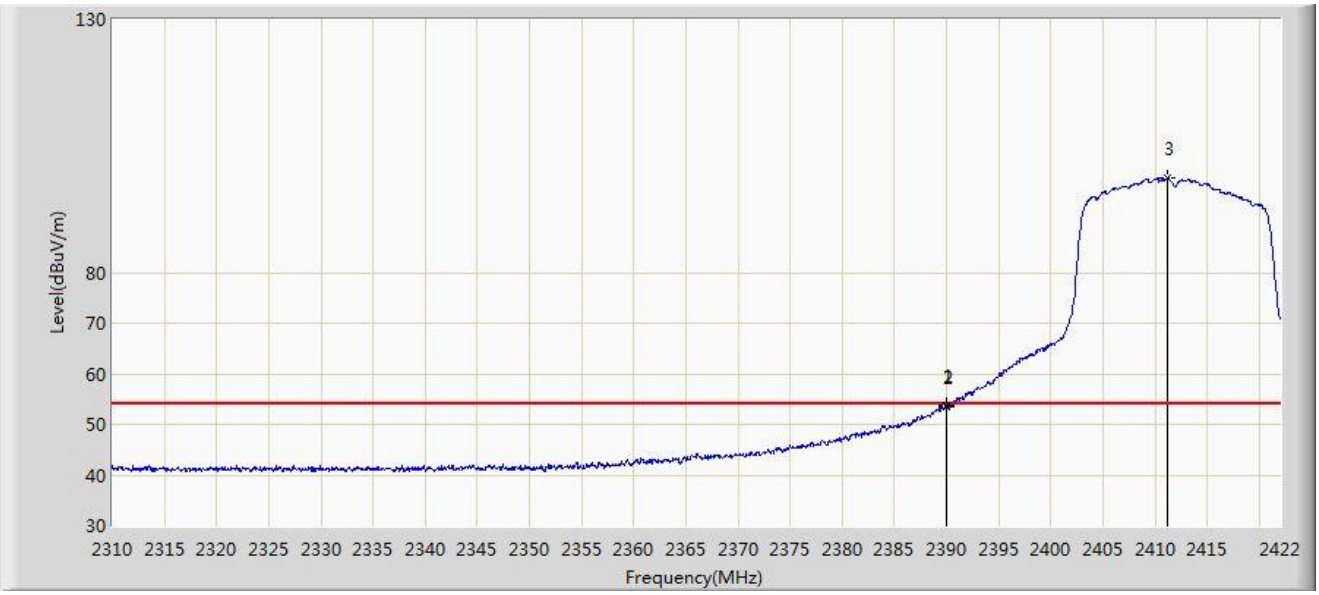

No	Flag	Mark	Frequency (MHz)	Measure Level (dBuV/m)	Reading Level (dBuV)	Margin (dB)	Limit (dBuV/m)	Factor (dB/m)	Type
1			2389.968	53.713	22.392	-0.287	54.000	31.321	AV
2			2390.000	53.483	22.162	-0.517	54.000	31.321	AV
3		*	2411.248	98.629	67.326	N/A	N/A	31.303	AV

Note: Measure Level (dBμV/m) = Reading Level (dBμV) + Factor (dB/m)

Factor (dB/m) = Cable Loss (dB) + Antenna Factor (dB/m)

Site: WZ-AC1	Time: 2021/09/28 - 00:41
Limit: FCC_Part15.209_RE(3m)	Engineer: Tommy Tang
Probe: WZ-AC2_BBHA9120D_1-18GHz	Polarity: Vertical
EUT: Flat Panel Integrated Satellite Communication Terminal	Power: AC 120V/60Hz
Test Mode: Transmit by 802.11n-HT20 at Channel 2412MHz	

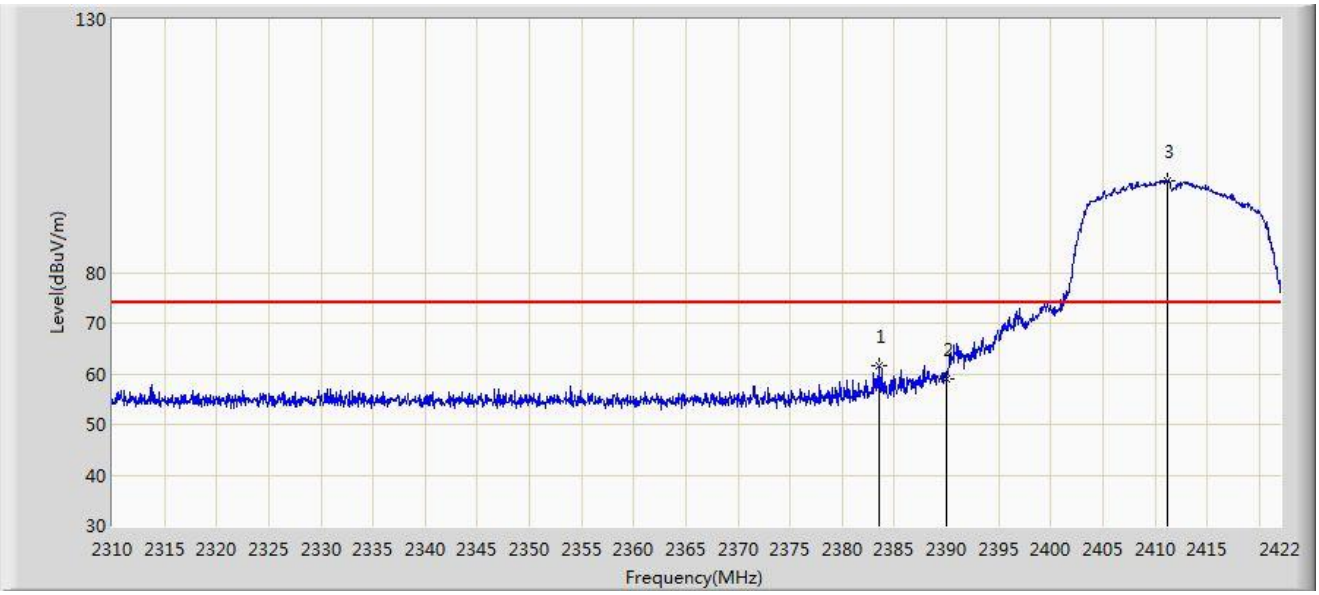

No	Flag	Mark	Frequency (MHz)	Measure Level (dBuV/m)	Reading Level (dBuV)	Margin (dB)	Limit (dBuV/m)	Factor (dB/m)	Type
1			2383.584	61.711	30.385	-12.289	74.000	31.326	PK
2			2390.000	59.074	27.753	-14.926	74.000	31.321	PK
3		*	2411.248	98.222	66.919	N/A	N/A	31.303	PK

Note: Measure Level (dBμV/m) = Reading Level (dBμV) + Factor (dB/m)

Factor (dB/m) = Cable Loss (dB) + Antenna Factor (dB/m)

Site: WZ-AC1	Time: 2021/09/28 - 00:39
Limit: FCC_Part15.209_RE(3m)	Engineer: Tommy Tang
Probe: WZ-AC2_BBHA9120D_1-18GHz	Polarity: Vertical
EUT: Flat Panel Integrated Satellite Communication Terminal	Power: AC 120V/60Hz
Test Mode: Transmit by 802.11n-HT20 at Channel 2412MHz	

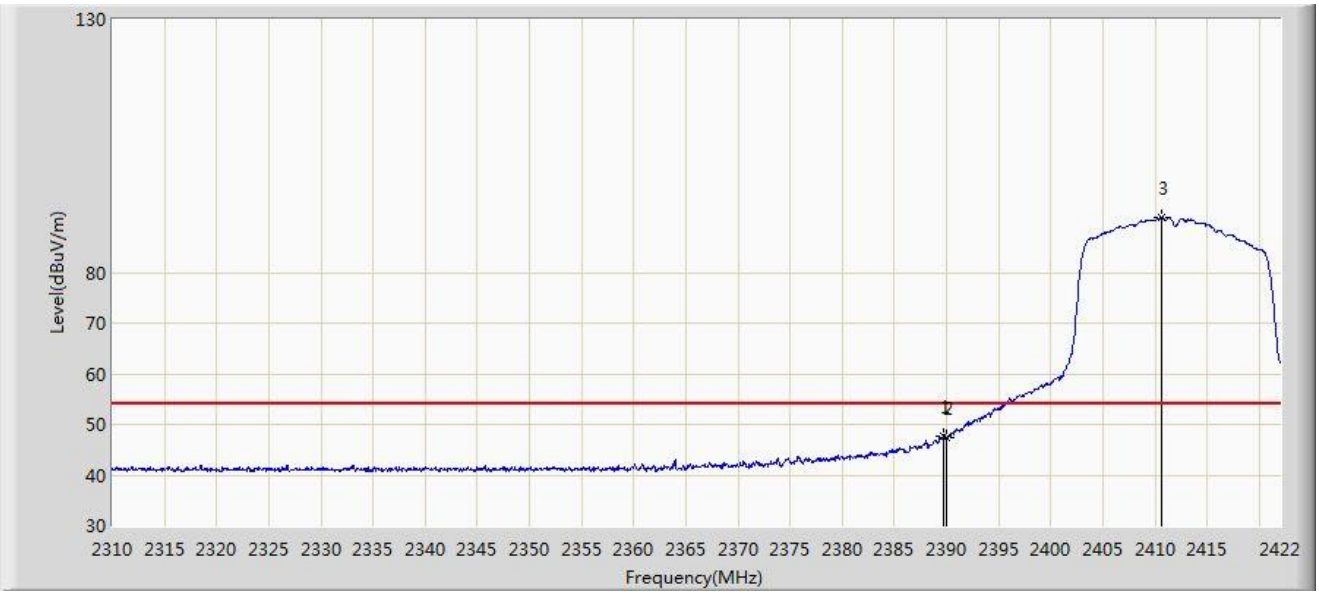

No	Flag	Mark	Frequency (MHz)	Measure Level (dBuV/m)	Reading Level (dBuV)	Margin (dB)	Limit (dBuV/m)	Factor (dB/m)	Type
1			2389.688	47.542	16.221	-6.458	54.000	31.321	AV
2			2390.000	47.372	16.051	-6.628	54.000	31.321	AV
3		*	2410.576	90.917	59.613	N/A	N/A	31.303	AV

Note: Measure Level (dBμV/m) = Reading Level (dBμV) + Factor (dB/m)

Factor (dB/m) = Cable Loss (dB) + Antenna Factor (dB/m)

Site: WZ-AC1	Time: 2021/09/28 - 21:29
Limit: FCC_Part15.209_RE(3m)	Engineer: Tommy Tang
Probe: WZ-AC1_BBHA9120D_1-18GHz	Polarity: Horizontal
EUT: Flat Panel Integrated Satellite Communication Terminal	Power: AC 120V/60Hz
Test Mode: Transmit by 802.11n-HT20 at Channel 2462MHz	

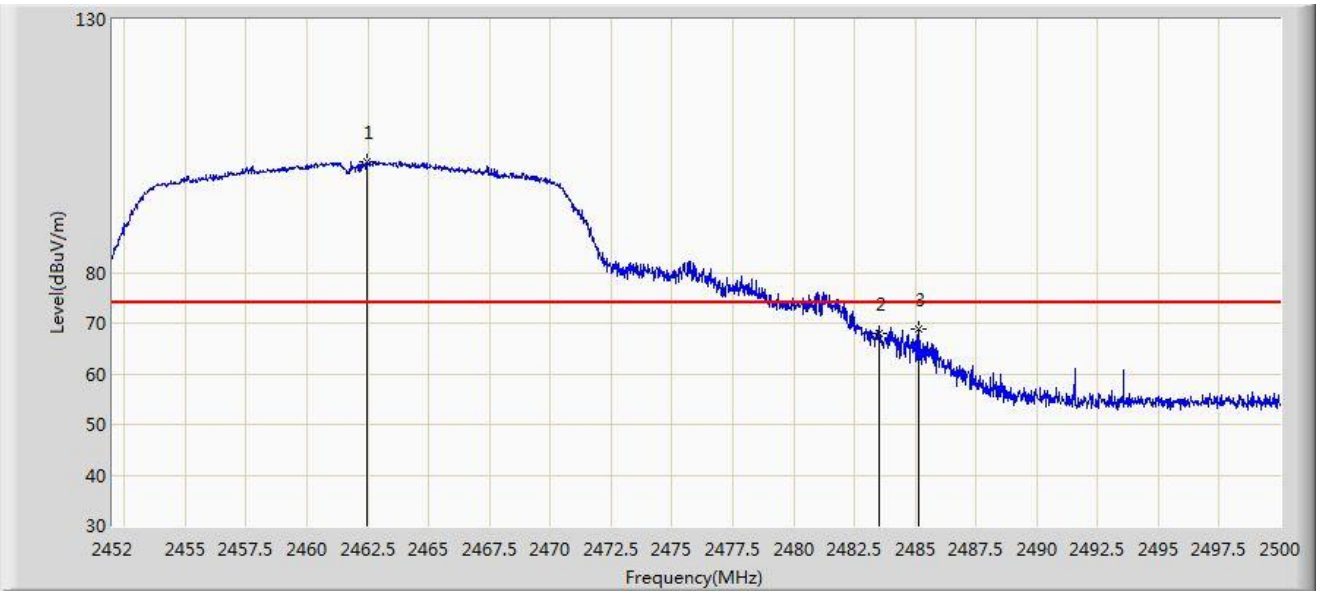

No	Flag	Mark	Frequency (MHz)	Measure Level (dBuV/m)	Reading Level (dBuV)	Margin (dB)	Limit (dBuV/m)	Factor (dB/m)	Type
1		*	2462.440	101.924	71.045	N/A	N/A	30.879	PK
2			2483.500	67.956	37.068	-6.044	74.000	30.888	PK
3			2485.120	68.804	37.911	-5.196	74.000	30.893	PK
4			5350.000	53.805	16.988	-20.195	74.000	36.817	PK

Note: Measure Level (dBμV/m) = Reading Level (dBμV) + Factor (dB/m)

Factor (dB/m) = Cable Loss (dB) + Antenna Factor (dB/m)

Site: WZ-AC1	Time: 2021/09/28 - 21:06
Limit: FCC_Part15.209_RE(3m)	Engineer: Tommy Tang
Probe: WZ-AC1_BBHA9120D_1-18GHz	Polarity: Horizontal
EUT: Flat Panel Integrated Satellite Communication Terminal	Power: AC 120V/60Hz
Test Mode: Transmit by 802.11n-HT20 at Channel 2462MHz	

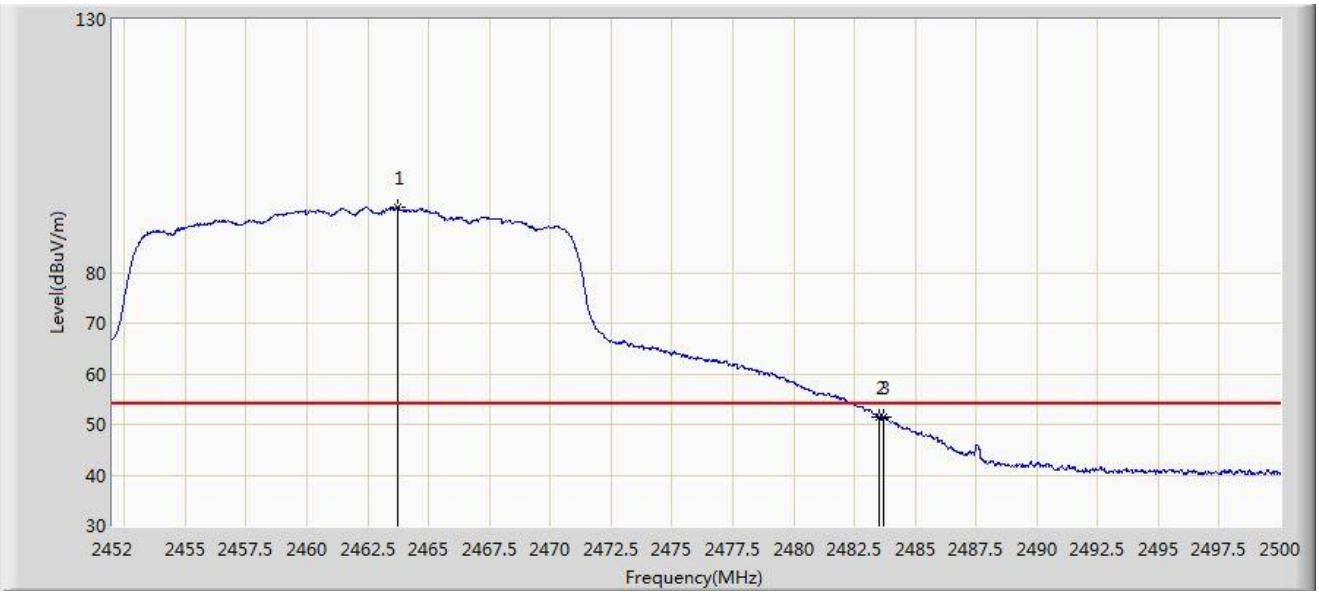

No	Flag	Mark	Frequency (MHz)	Measure Level (dBuV/m)	Reading Level (dBuV)	Margin (dB)	Limit (dBuV/m)	Factor (dB/m)	Type
1		*	2463.712	92.904	62.027	N/A	N/A	30.877	AV
2			2483.500	51.449	20.561	-2.551	54.000	30.888	AV
3			2483.728	51.451	20.562	-2.549	54.000	30.889	AV

Note: Measure Level (dBμV/m) = Reading Level (dBμV) + Factor (dB/m)

Factor (dB/m) = Cable Loss (dB) + Antenna Factor (dB/m)

Site: WZ-AC1	Time: 2021/09/28 - 21:28
Limit: FCC_Part15.209_RE(3m)	Engineer: Tommy Tang
Probe: WZ-AC1_BBHA9120D_1-18GHz	Polarity: Vertical
EUT: Flat Panel Integrated Satellite Communication Terminal	Power: AC 120V/60Hz
Test Mode: Transmit by 802.11n-HT20 at Channel 2462MHz	

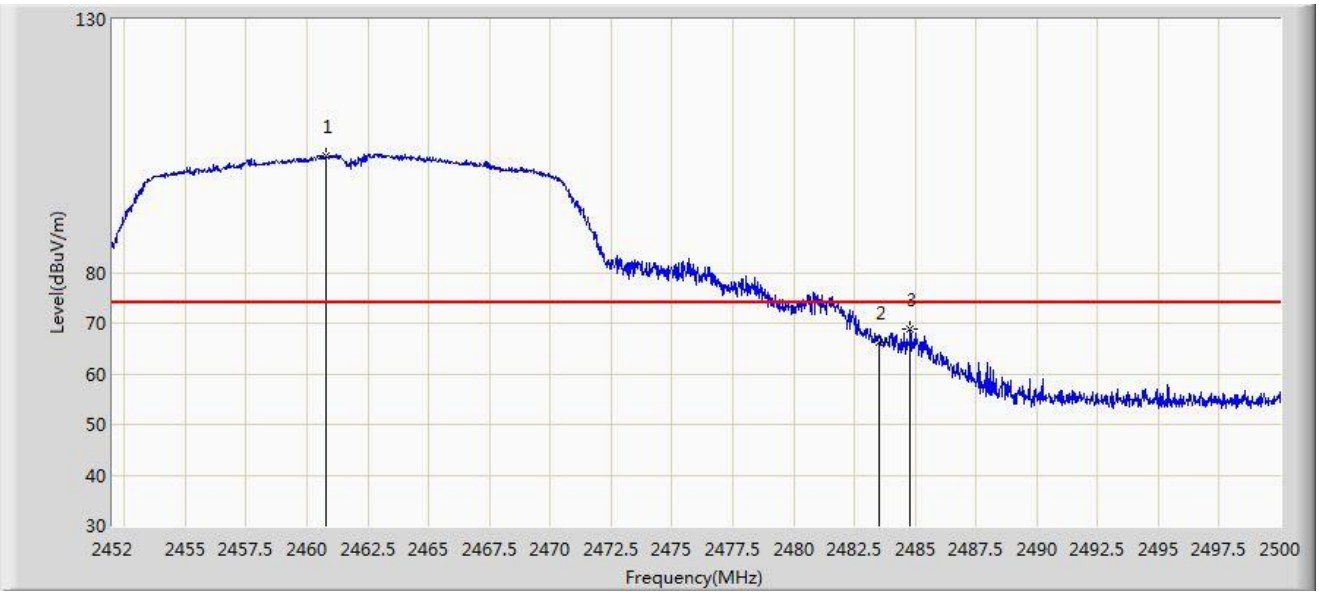

No	Flag	Mark	Frequency (MHz)	Measure Level (dBuV/m)	Reading Level (dBuV)	Margin (dB)	Limit (dBuV/m)	Factor (dB/m)	Type
1		*	2460.784	103.140	72.257	N/A	N/A	30.883	PK
2			2483.500	66.348	35.460	-7.652	74.000	30.888	PK
3			2484.808	68.767	37.875	-5.233	74.000	30.893	PK

Note: Measure Level (dBμV/m) = Reading Level (dBμV) + Factor (dB/m)

Factor (dB/m) = Cable Loss (dB) + Antenna Factor (dB/m)

Site: WZ-AC1	Time: 2021/09/28 - 21:27
Limit: FCC_Part15.209_RE(3m)	Engineer: Tommy Tang
Probe: WZ-AC1_BBHA9120D_1-18GHz	Polarity: Vertical
EUT: Flat Panel Integrated Satellite Communication Terminal	Power: AC 120V/60Hz
Test Mode: Transmit by 802.11n-HT20 at Channel 2462MHz	

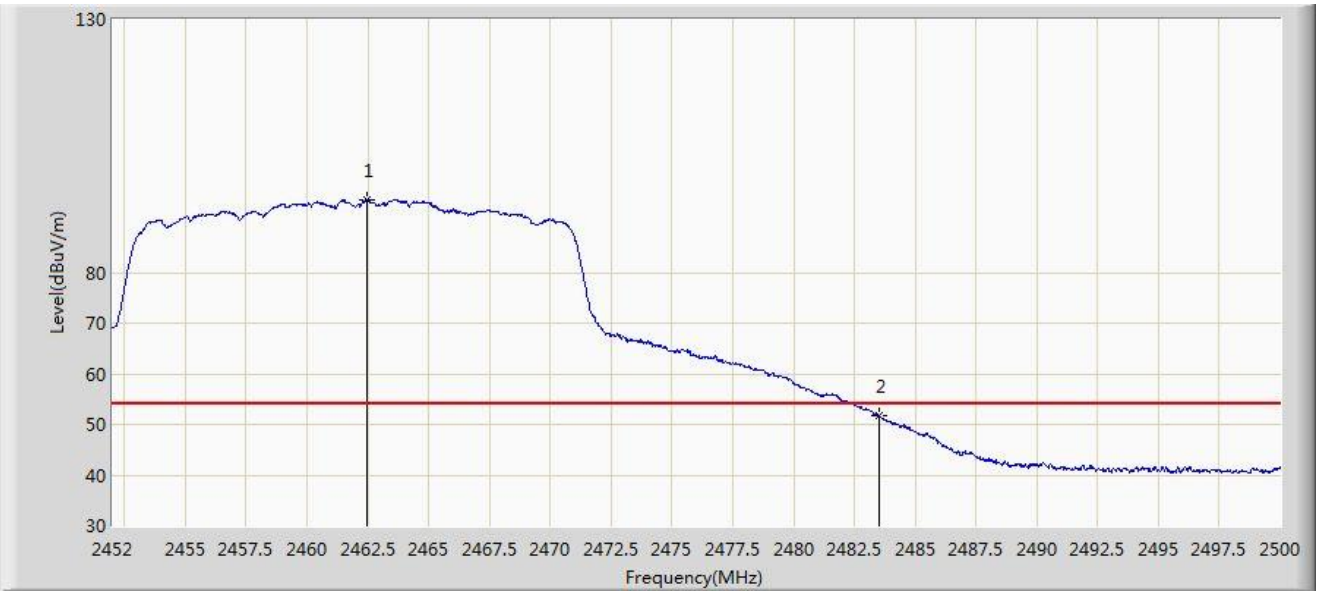

No	Flag	Mark	Frequency (MHz)	Measure Level (dBuV/m)	Reading Level (dBuV)	Margin (dB)	Limit (dBuV/m)	Factor (dB/m)	Type
1		*	2462.464	94.444	63.565	N/A	N/A	30.879	AV
2			2483.500	51.671	20.783	-2.329	54.000	30.888	AV

Note: Measure Level (dBμV/m) = Reading Level (dBμV) + Factor (dB/m)

Factor (dB/m) = Cable Loss (dB) + Antenna Factor (dB/m)

Site: WZ-AC1	Time: 2021/10/02 - 17:34
Limit: FCC_Part15.209_RE(3m)	Engineer: Tommy Tang
Probe: WZ-AC1_BBHA9120D_1-18GHz	Polarity: Horizontal
EUT: Flat Panel Integrated Satellite Communication Terminal	Power: AC 120V/60Hz
Test Mode: Transmit by 802.11n-HT40 at Channel 2422MHz	

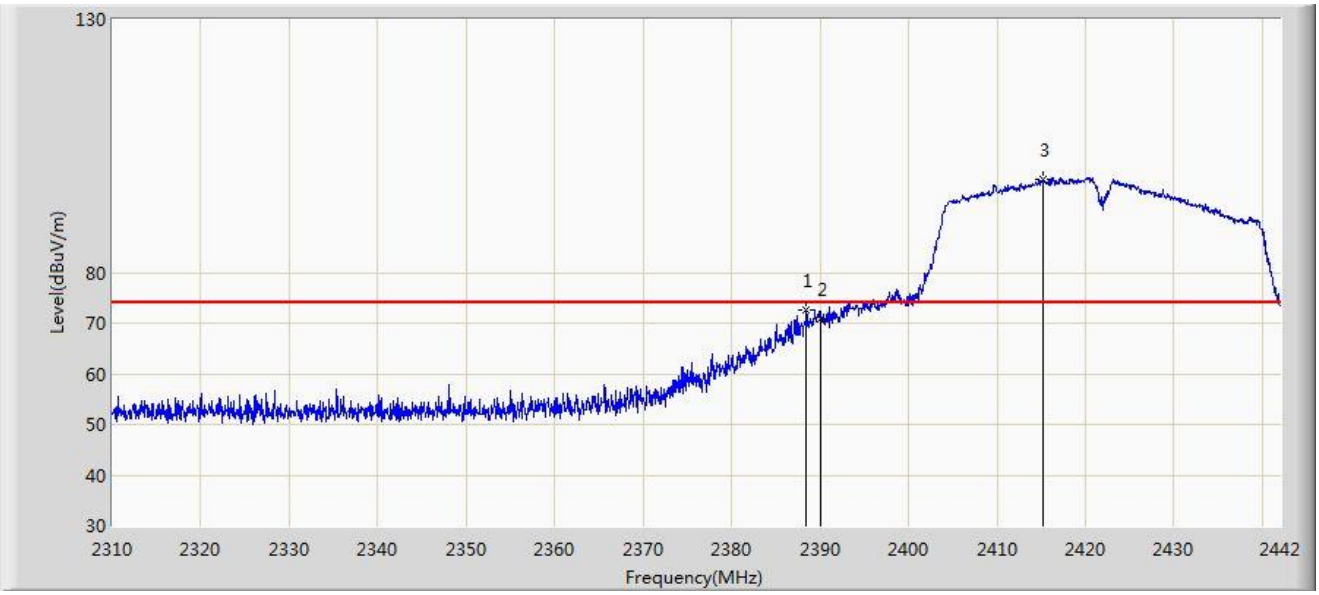

No	Flag	Mark	Frequency (MHz)	Measure Level (dBuV/m)	Reading Level (dBuV)	Margin (dB)	Limit (dBuV/m)	Factor (dB/m)	Type
1			2388.474	72.499	41.685	-1.501	74.000	30.814	PK
2			2390.000	70.824	40.008	-3.176	74.000	30.816	PK
3		*	2415.270	98.480	67.645	N/A	N/A	30.834	PK

Note: Measure Level (dBμV/m) = Reading Level (dBμV) + Factor (dB/m)

Factor (dB/m) = Cable Loss (dB) + Antenna Factor (dB/m)

Site: WZ-AC1	Time: 2021/10/02 - 17:32
Limit: FCC_Part15.209_RE(3m)	Engineer: Tommy Tang
Probe: WZ-AC1_BBHA9120D_1-18GHz	Polarity: Horizontal
EUT: Flat Panel Integrated Satellite Communication Terminal	Power: AC 120V/60Hz
Test Mode: Transmit by 802.11n-HT40 at Channel 2422MHz	

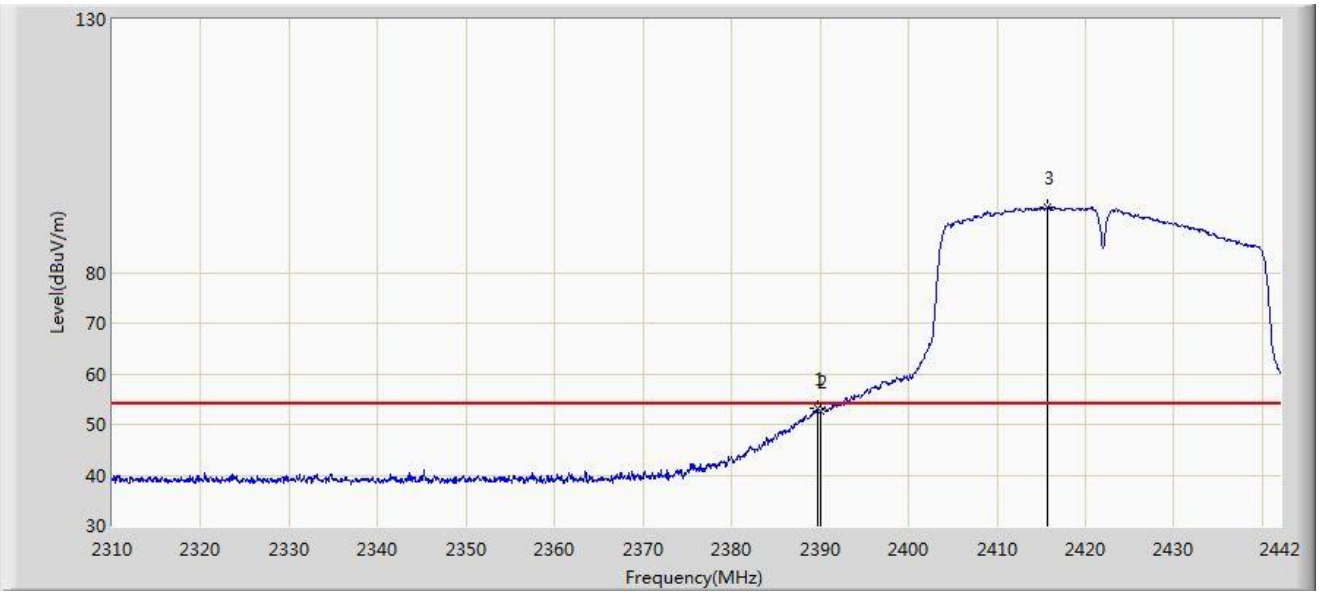

No	Flag	Mark	Frequency (MHz)	Measure Level (dBuV/m)	Reading Level (dBuV)	Margin (dB)	Limit (dBuV/m)	Factor (dB/m)	Type
1			2389.794	53.117	22.302	-0.883	54.000	30.815	AV
2			2390.000	52.677	21.861	-1.323	54.000	30.816	AV
3		*	2415.732	92.849	62.015	N/A	N/A	30.835	AV

Note: Measure Level (dBμV/m) = Reading Level (dBμV) + Factor (dB/m)

Factor (dB/m) = Cable Loss (dB) + Antenna Factor (dB/m)

Site: WZ-AC1	Time: 2021/10/02 - 17:42
Limit: FCC_Part15.209_RE(3m)	Margin: 0
Probe: WZ-AC1_BBHA9120D_1-18GHz	Polarity: Vertical
EUT: Flat Panel Integrated Satellite Communication Terminal	Power: AC 120V/60Hz
Test Mode: Transmit by 802.11n-HT40 at Channel 2422MHz	

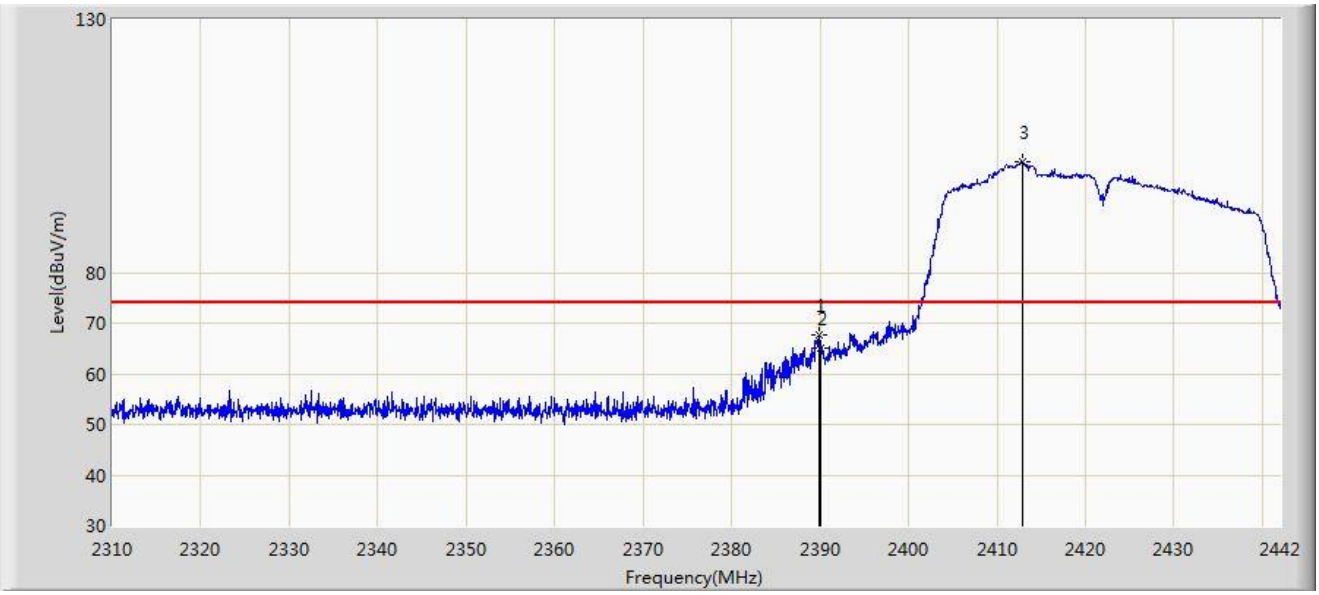

No	Flag	Mark	Frequency (MHz)	Measure Level (dBuV/m)	Reading Level (dBuV)	Margin (dB)	Limit (dBuV/m)	Factor (dB/m)	Type
1			2389.860	67.784	36.969	-6.216	74.000	30.815	PK
2			2390.000	64.932	34.116	-9.068	74.000	30.816	PK
3		*	2412.828	101.918	71.083	N/A	N/A	30.835	PK

Note: Measure Level (dBμV/m) = Reading Level (dBμV) + Factor (dB/m)

Factor (dB/m) = Cable Loss (dB) + Antenna Factor (dB/m)

Site: WZ-AC1	Time: 2021/10/02 - 17:33
Limit: FCC_Part15.209_RE(3m)	Engineer: Tommy Tang
Probe: WZ-AC1_BBHA9120D_1-18GHz	Polarity: Vertical
EUT: Flat Panel Integrated Satellite Communication Terminal	Power: AC 120V/60Hz
Test Mode: Transmit by 802.11n-HT40 at Channel 2422MHz	

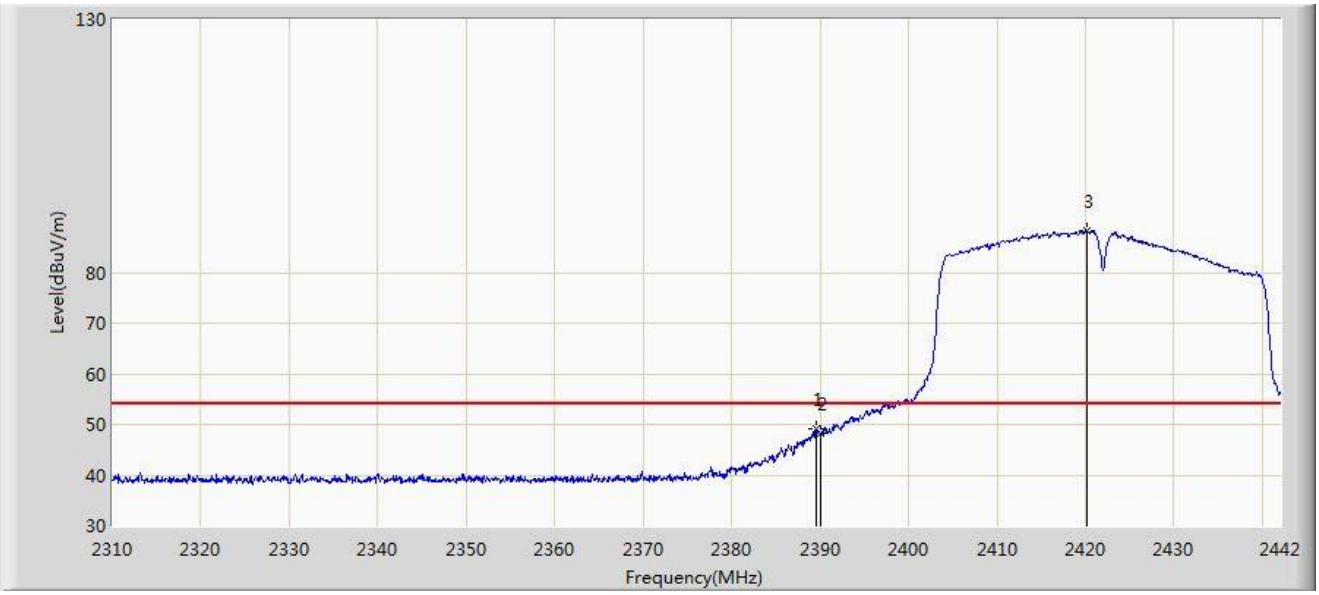

No	Flag	Mark	Frequency (MHz)	Measure Level (dBuV/m)	Reading Level (dBuV)	Margin (dB)	Limit (dBuV/m)	Factor (dB/m)	Type
1			2389.530	49.006	18.191	-4.994	54.000	30.815	AV
2			2390.000	48.134	17.318	-5.866	54.000	30.816	AV
3		*	2420.154	88.260	57.426	N/A	N/A	30.834	AV

Note: Measure Level (dBμV/m) = Reading Level (dBμV) + Factor (dB/m)

Factor (dB/m) = Cable Loss (dB) + Antenna Factor (dB/m)

Site: WZ-AC1	Time: 2021/09/28 - 22:29
Limit: FCC_Part15.209_RE(3m)	Engineer: Tommy Tang
Probe: WZ-AC1_BBHA9120D_1-18GHz	Polarity: Horizontal
EUT: Flat Panel Integrated Satellite Communication Terminal	Power: AC 120V/60Hz
Test Mode: Transmit by 802.11n-HT40 at Channel 2452MHz	

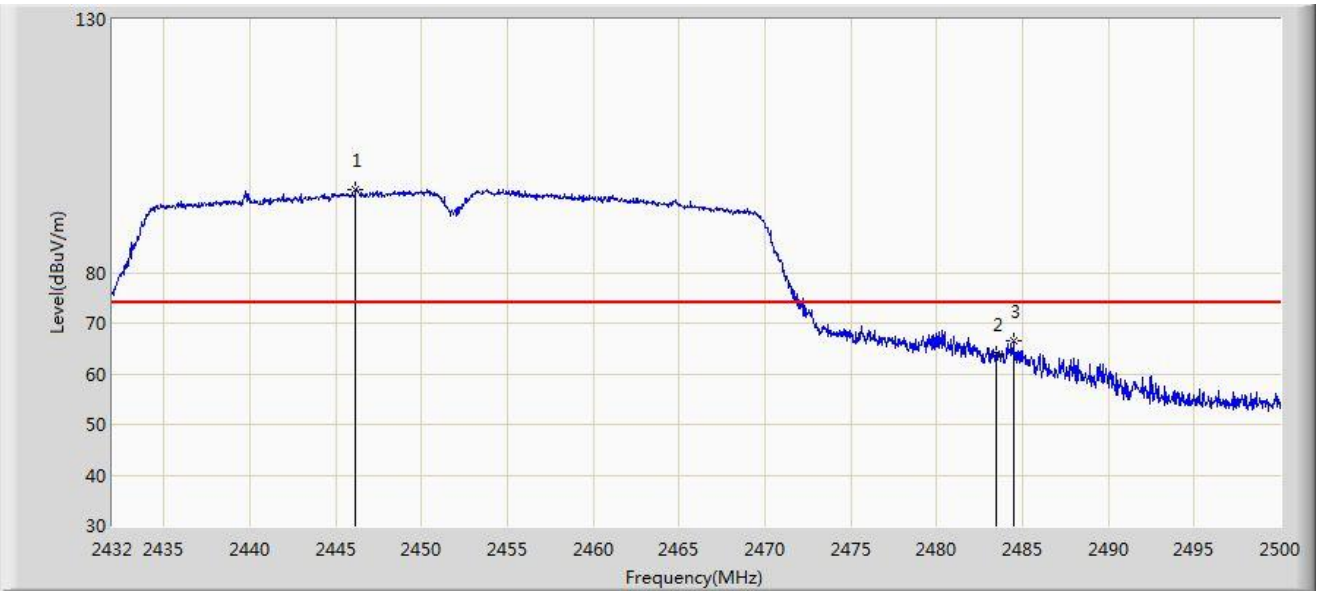

No	Flag	Mark	Frequency (MHz)	Measure Level (dBuV/m)	Reading Level (dBuV)	Margin (dB)	Limit (dBuV/m)	Factor (dB/m)	Type
1		*	2446.144	96.344	65.435	N/A	N/A	30.910	PK
2			2483.500	63.888	33.000	-10.112	74.000	30.888	PK
3			2484.462	66.380	35.489	-7.620	74.000	30.891	PK

Note: Measure Level (dBμV/m) = Reading Level (dBμV) + Factor (dB/m)

Factor (dB/m) = Cable Loss (dB) + Antenna Factor (dB/m)

Site: WZ-AC1	Time: 2021/09/28 - 22:32
Limit: FCC_Part15.209_RE(3m)	Engineer: Tommy Tang
Probe: WZ-AC1_BBHA9120D_1-18GHz	Polarity: Horizontal
EUT: Flat Panel Integrated Satellite Communication Terminal	Power: AC 120V/60Hz
Test Mode: Transmit by 802.11n-HT40 at Channel 2452MHz	

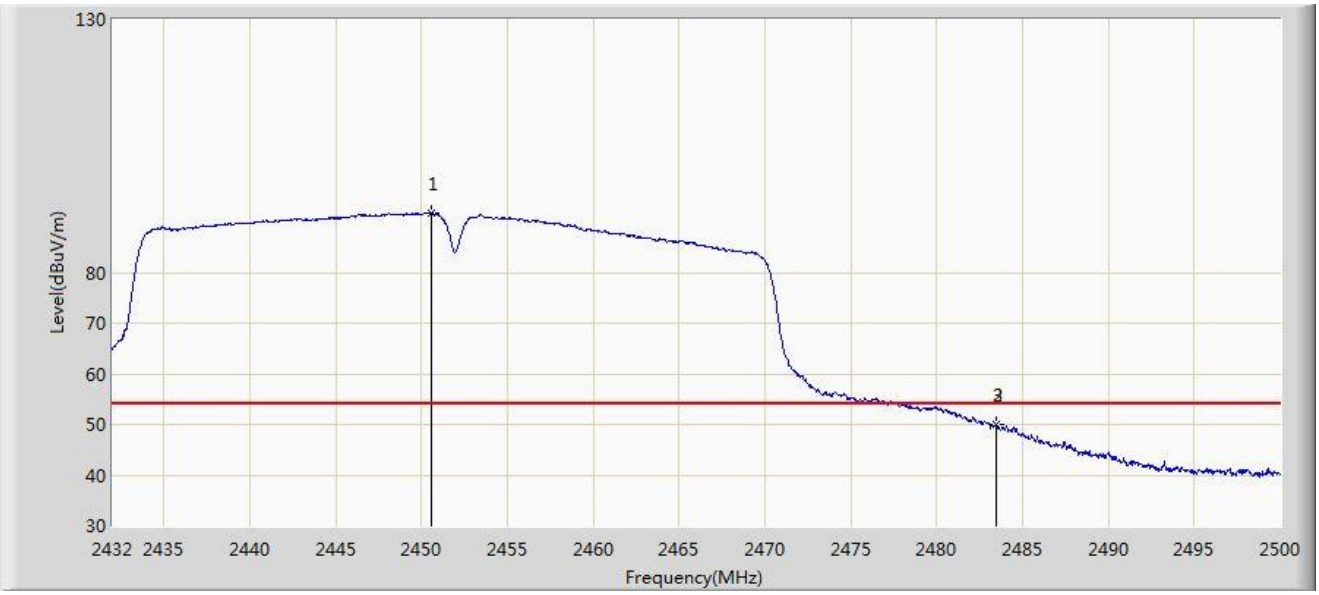

No	Flag	Mark	Frequency (MHz)	Measure Level (dBuV/m)	Reading Level (dBuV)	Margin (dB)	Limit (dBuV/m)	Factor (dB/m)	Type
1		*	2450.564	91.816	60.884	N/A	N/A	30.933	AV
2			2483.500	50.059	19.038	-3.941	54.000	31.021	AV
3			2483.510	50.126	19.105	-3.874	54.000	31.021	AV

Note: Measure Level (dBμV/m) = Reading Level (dBμV) + Factor (dB/m)

Factor (dB/m) = Cable Loss (dB) + Antenna Factor (dB/m)

Site: WZ-AC1	Time: 2021/10/02 - 17:28
Limit: FCC_Part15.209_RE(3m)	Engineer: Tommy Tang
Probe: WZ-AC1_BBHA9120D_1-18GHz	Polarity: Vertical
EUT: Flat Panel Integrated Satellite Communication Terminal	Power: AC 120V/60Hz
Test Mode: Transmit by 802.11n-HT40 at Channel 2452MHz	

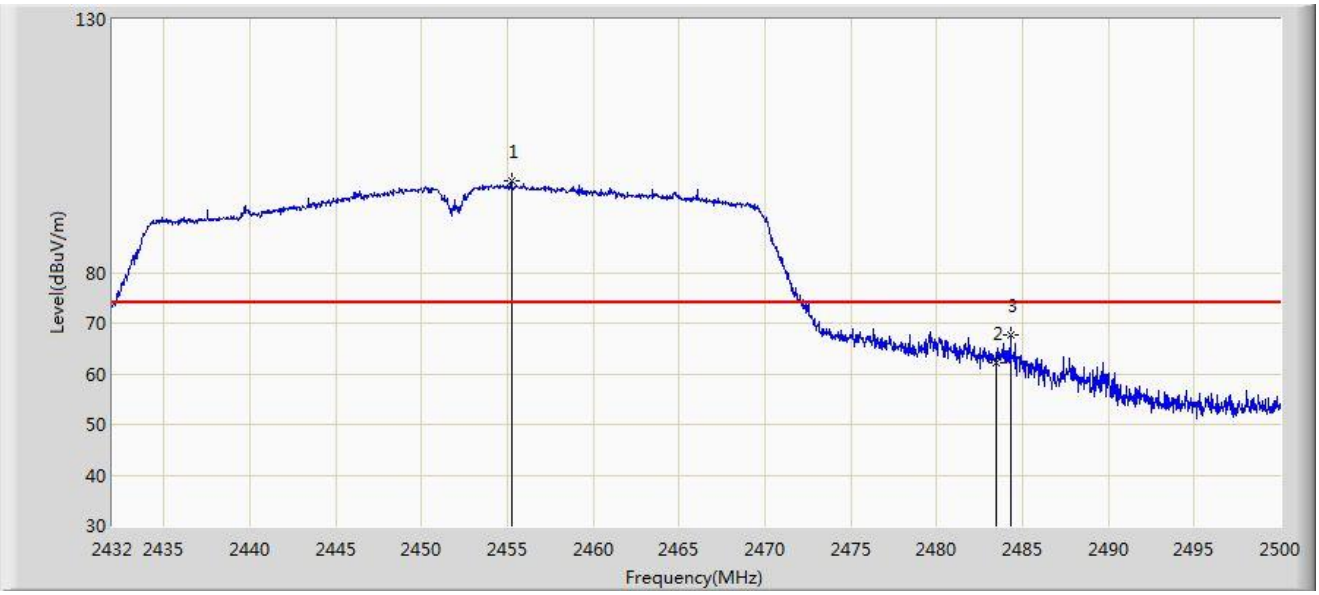

No	Flag	Mark	Frequency (MHz)	Measure Level (dBuV/m)	Reading Level (dBuV)	Margin (dB)	Limit (dBuV/m)	Factor (dB/m)	Type
1		*	2455.222	97.973	67.027	N/A	N/A	30.946	PK
2			2483.500	62.202	31.181	-11.798	74.000	31.021	PK
3			2484.326	67.661	36.637	-6.339	74.000	31.025	PK

Note: Measure Level (dBμV/m) = Reading Level (dBμV) + Factor (dB/m)

Factor (dB/m) = Cable Loss (dB) + Antenna Factor (dB/m)

Site: WZ-AC1	Time: 2021/09/28 - 22:16
Limit: FCC_Part15.209_RE(3m)	Engineer: Tommy Tang
Probe: WZ-AC1_BBHA9120D_1-18GHz	Polarity: Vertical
EUT: Flat Panel Integrated Satellite Communication Terminal	Power: AC 120V/60Hz
Test Mode: Transmit by 802.11n-HT40 at Channel 2452MHz	

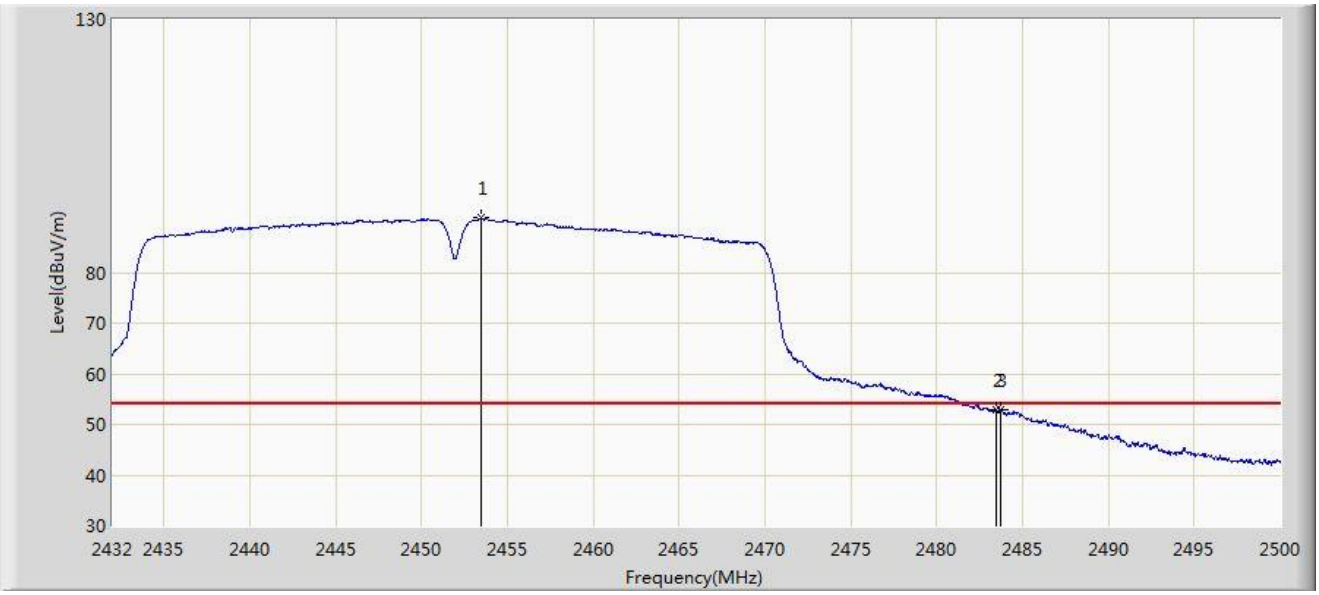

No	Flag	Mark	Frequency (MHz)	Measure Level (dBuV/m)	Reading Level (dBuV)	Margin (dB)	Limit (dBuV/m)	Factor (dB/m)	Type
1		*	2453.454	90.735	59.835	N/A	N/A	30.900	AV
2			2483.500	52.799	21.911	-1.201	54.000	30.888	AV
3			2483.714	53.032	22.143	-0.968	54.000	30.889	AV

Note: Measure Level (dBμV/m) = Reading Level (dBμV) + Factor (dB/m)

Factor (dB/m) = Cable Loss (dB) + Antenna Factor (dB/m)

A.8 AC Conducted Emissions Test Result

Site: WZ-SR2	Time: 2021/12/02 - 17:32
Limit: FCC_Part15.207_CE_AC Power	Engineer: Helen Han
Probe: ENV216_101683_Filter Off	Polarity: Line
EUT: Flat Panel Integrated Satellite Communication Terminal	Power: AC 120V/60Hz
Test Mode: Transmit by 802.11b at channel 2437MHz	

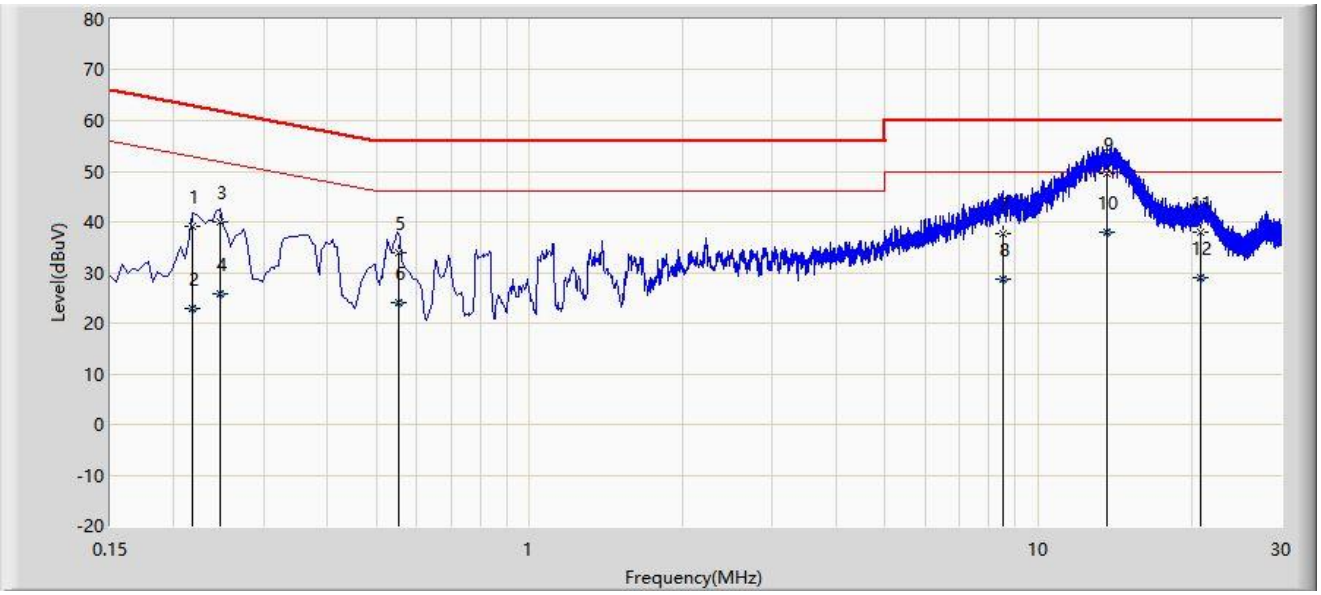

No	Flag	Mark	Frequency (MHz)	Measure Level (dBμV)	Reading Level (dBμV)	Margin (dB)	Limit (dBμV)	Factor (dB)	Type
1			0.218	39.259	29.448	-23.636	62.895	9.811	QP
2			0.218	22.941	13.130	-29.954	52.895	9.811	AV
3			0.246	39.954	30.141	-21.938	61.891	9.813	QP
4			0.246	25.790	15.978	-26.101	51.891	9.813	AV
5			0.554	33.796	23.964	-22.204	56.000	9.832	QP
6			0.554	23.924	14.092	-22.076	46.000	9.832	AV
7			8.522	37.795	27.334	-22.205	60.000	10.461	QP
8			8.522	28.795	18.334	-21.205	50.000	10.461	AV
9		*	13.626	49.460	38.972	-10.540	60.000	10.488	QP
10			13.626	38.049	27.561	-11.951	50.000	10.488	AV
11			20.906	37.927	27.216	-22.073	60.000	10.711	QP
12			20.906	29.041	18.330	-20.959	50.000	10.711	AV

Note: Measure Level (dBμV) = Reading Level (dBμV) + Factor (dB)

Factor (dB) = Cable Loss (dB) + LISN Factor (dB)

Site: WZ-SR2	Time: 2021/12/02 - 17:46
Limit: FCC_Part15.207_CE_AC Power	Engineer: Helen Han
Probe: ENV216_101683_Filter Off	Polarity: Neutral
EUT: Flat Panel Integrated Satellite Communication Terminal	Power: AC 120V/60Hz
Test Mode: Transmit by 802.11b at channel 2437MHz	

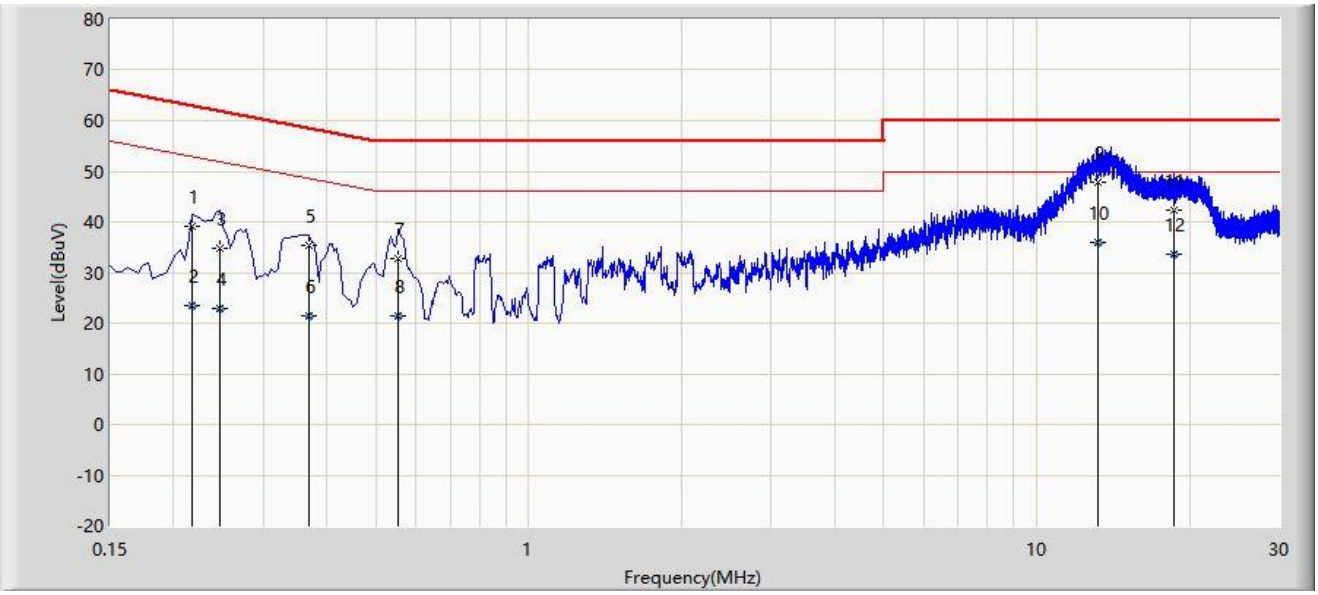

No	Flag	Mark	Frequency (MHz)	Measure Level (dBμV)	Reading Level (dBμV)	Margin (dB)	Limit (dBμV)	Factor (dB)	Type
1			0.218	39.152	29.322	-23.743	62.895	9.830	QP
2			0.218	23.403	13.573	-29.492	52.895	9.830	AV
3			0.246	34.893	25.062	-26.998	61.891	9.831	QP
4			0.246	22.782	12.951	-29.109	51.891	9.831	AV
5			0.370	35.458	25.623	-23.043	58.501	9.835	QP
6			0.370	21.554	11.719	-26.947	48.501	9.835	AV
7			0.554	32.664	22.819	-23.336	56.000	9.844	QP
8			0.554	21.531	11.687	-24.469	46.000	9.844	AV
9		*	13.214	47.706	37.157	-12.294	60.000	10.548	QP
10			13.214	36.057	25.509	-13.943	50.000	10.548	AV
11			18.650	42.409	31.701	-17.591	60.000	10.709	QP
12			18.650	33.615	22.906	-16.385	50.000	10.709	AV

Note: Measure Level (dBμV) = Reading Level (dBμV) + Factor (dB)

Factor (dB) = Cable Loss (dB) + LISN Factor (dB)

Appendix B – Test Setup Photograph

Refer to “2108RSU028-UT” file.

Appendix C – EUT Photograph

Refer to “2108RSU28-UE” file.

The End