Antenna Specification

Part No.: NB004-113B-125IX

NO.	内 容 （Contents）	页数 （Number of Page）	页码 （Page Code）
1	承认书封面 （Spec Cover）	1	1
2	承认书项目表（Spec Item ）	1	2
3	工程成品图 （Drawing）	1	3
4	电性测试报告（Test Reports ）	1	4
5	S 参数测试 （S Parameter ）	1	5
6	增益测试 （Gain Test ）	1	6
7			
8			
9			
10	-	-	-
11	-	-	-
12	-	-	-

SIGN	DATE	DESCRIPTION	APPROVER
B			
C			
D			

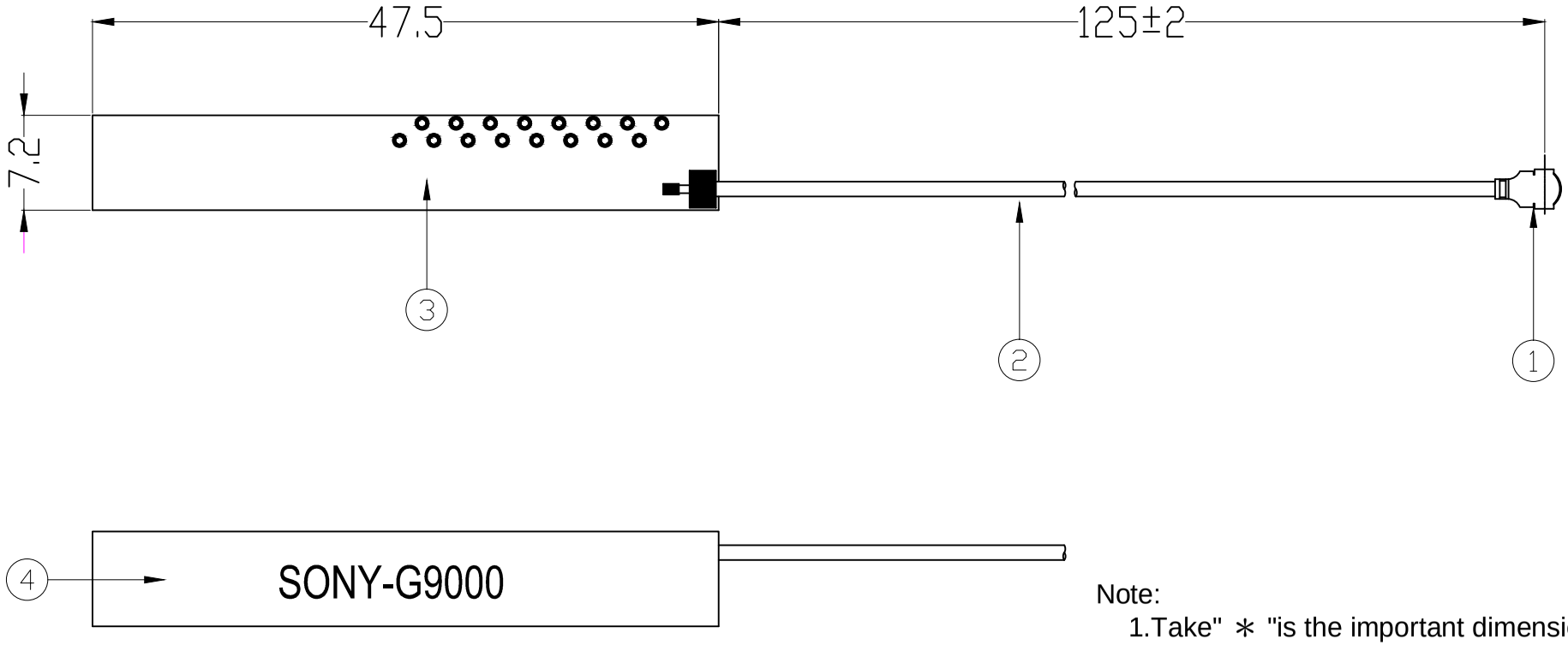

Note:

1.Take" ＊ "is the important dimension.
2.Tolerance:Unmarked tolerance refer to the standard tolerance please.
3.Pull Strength of the connector must be >/=1.0kg.
4.Note Connector orientation.

No.	Part Number	Name	Material	Q'ty
4	NB004-A02	Paster	SONY-G9000	1
3	NB004-A01	PCB	PCB 47.5*7.2*T0.6mm	1
2	R-CB-113B	Coaxial Cable	SHOWA-O.D. 1.13mm Black	1
1	CI-113	Connector	Mini Connector	1

东莞市创捷电子有限公司

Tel :86-0769-33691210
Fax:86-0769-82381572

TITLE: 2.4GHz Antenna

PART NO.: NB004-113B-125IX

DWG NAME: NB004-113B-125IX.DWG

APPROVED BY	CHECKED BY	DESIDNED BY		Tolerance
jeff 2014-10-08	leon 2014-10-08	YD 2014-10-08	UNITS: mm SCALE: 1/1 REVISION: A	X.X Ñ0.20 X.XX Ñ0.10 XÁ ÑBÁ

电性测试报告
Test Reports

Electrical Properties	
Frequency	2.4GHz
Impedance	50 0hm Nominal
V.S.W.R	1.92 : 1 Max
Return Loss	-10 dB Max
Radiation	Omni-directional
Gain (Peak)	4dBi
Cable Loss	3.2 dB / m Max @ 2450 MHz
Polarization	Linear, Vertical
Admitted Power	1 W
Connector	ipex
Physical Properties	
Antenna Material	PCB
Cable Type	O.D. 1.13mm // 125 mm
Operating Temp.	-10 ~ +60 ˚C
Storage Temp.	-10 ~ +70 ˚C

S 参数测试

S Parameter Test

Agilent E5071C	

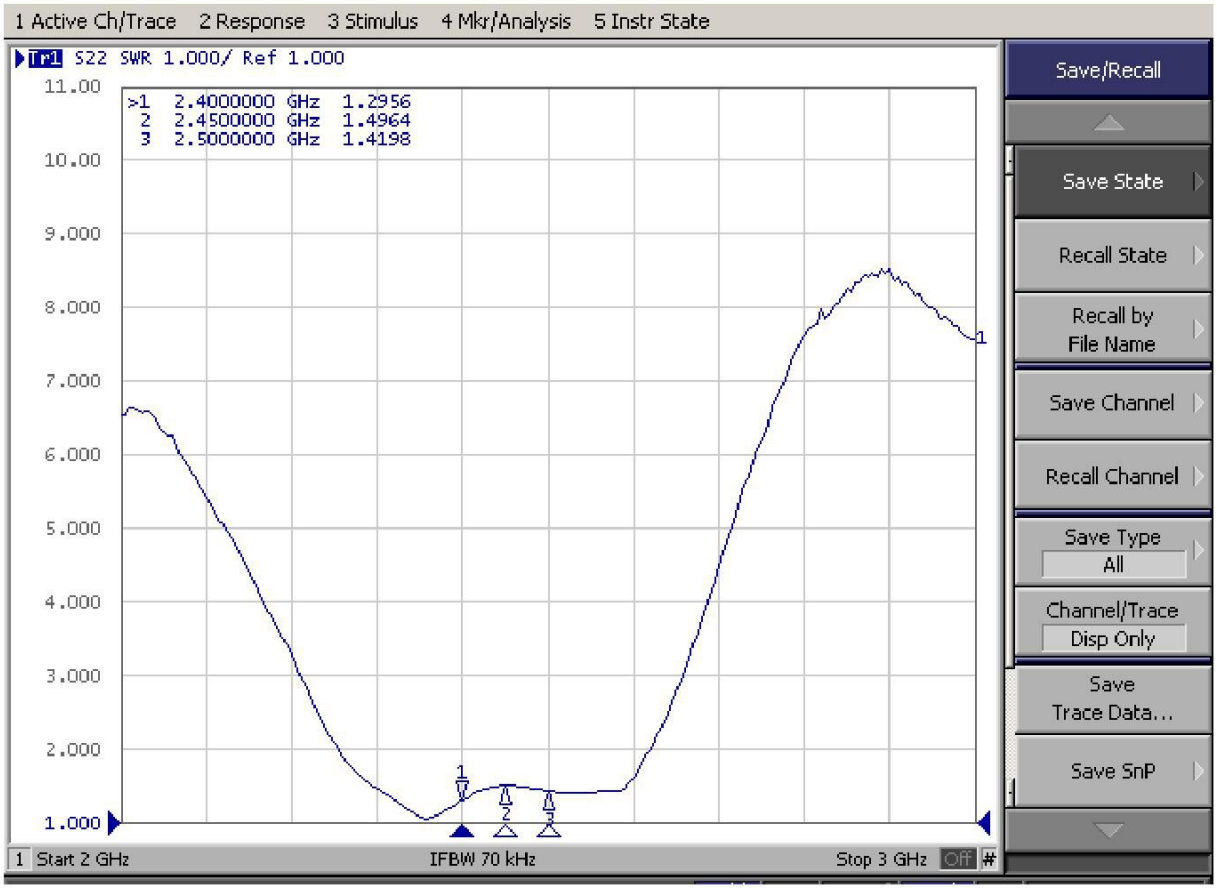

ADD：东莞市虎门镇大宁麒麟东路6号 Tel:15818375487

增 益 测 试
Gain Test

Antenna Radiation Pattern VS Gain	
	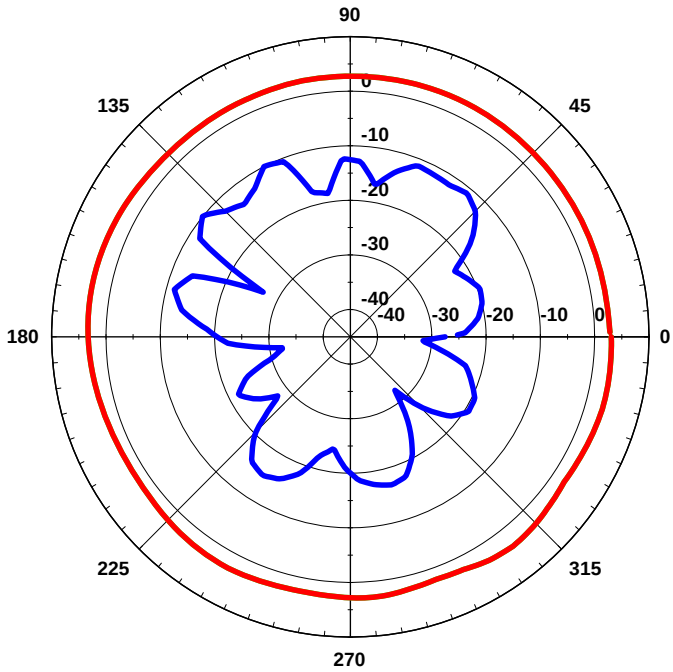

ADD：东莞市虎门镇大宁麒麟东路6号 Tel:15818375487