802.11n-HT40 Out-of-Band Emissions

Channel 03 (2422MHz)

Low Band Edge

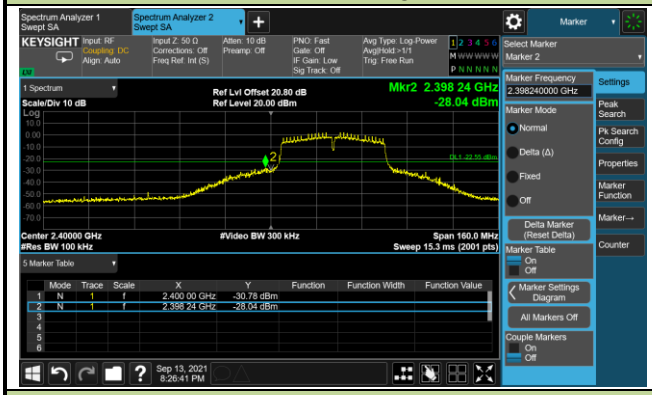

Spurious Emission

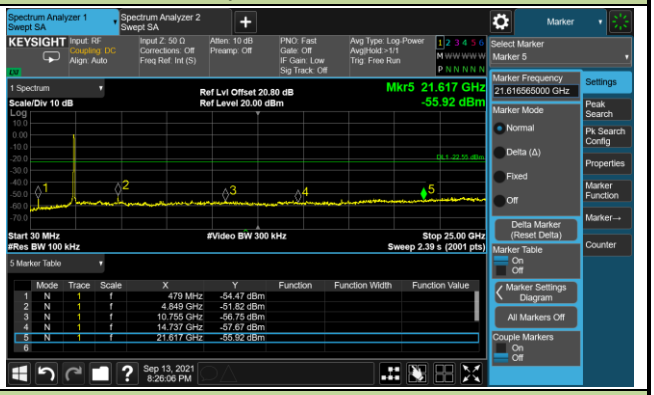

Channel 06 (2437MHz)

Spurious Emission

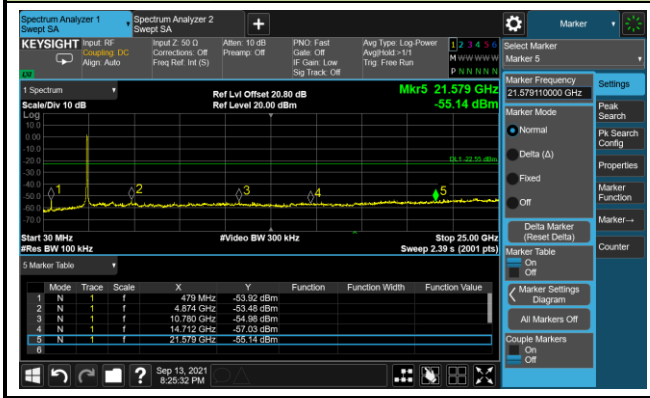

Channel 09 (2452MHz)

High Band Edge

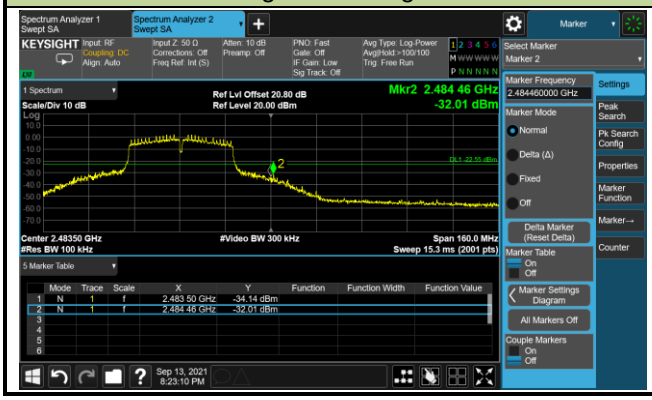

Spurious Emission

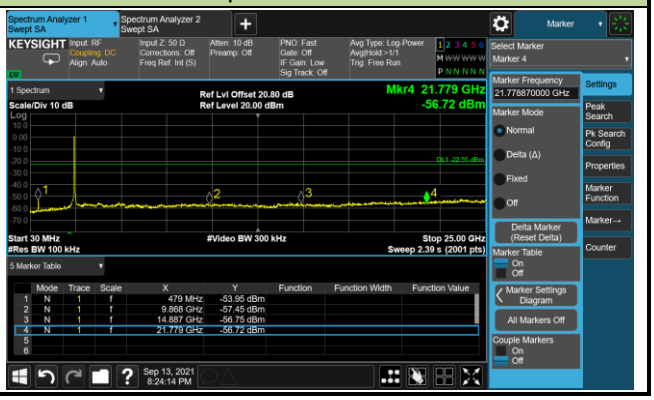

A.5 Radiated Spurious Emission Test Result

Test Site	WZ-AC1	Test Engineer	Tommy Tang
Test Date	2021/09/30 ~ 2021/10/02	Test Mode	802.11b
Remark	1. Average measurement was not performed if peak level lower than average limit. 2. Other frequency was 20dB below limit line within 1-18GHz, there is not show in the report.		

Test Channel	Frequency (MHz)	Reading Level (dBμV)	Factor (dB/m)	Measure Level (dBμV/m)	Limit (dBμV/m)	Margin (dB)	Detector	Polarization
01	4825.0	45.2	3.8	49.0	74.0	-25.0	Peak	Horizontal
	7502.5	36.9	8.9	45.8	74.0	-28.2	Peak	Horizontal
	11234.0	37.8	13.3	51.1	74.0	-22.9	Peak	Horizontal
	4825.0	49.6	3.8	53.4	74.0	-20.6	Peak	Vertical
	4825.0	49.3	3.8	53.1	54.0	-0.9	Average	Vertical
	7434.5	36.8	8.9	45.7	74.0	-28.3	Peak	Vertical
	10766.5	36.8	13.7	50.5	74.0	-23.5	Peak	Vertical
06	4043.0	37.3	1.7	39.0	74.0	-35.0	Peak	Horizontal
	4876.0	49.0	4.0	53.0	74.0	-21.0	Peak	Horizontal
	4876.0	47.8	4.0	51.8	54.0	-2.2	Average	Horizontal
	7307.0	37.2	9.2	46.4	74.0	-27.6	Peak	Horizontal
	4876.0	48.3	4.0	52.3	74.0	-21.7	Peak	Vertical
	7307.0	36.3	9.2	45.5	74.0	-28.5	Peak	Vertical
	8276.0	36.0	9.5	45.5	74.0	-28.5	Peak	Vertical
11	4927.0	46.3	4.2	50.5	74.0	-23.5	Peak	Horizontal
	7400.5	36.1	9.1	45.2	74.0	-28.8	Peak	Horizontal
	8267.5	35.7	9.5	45.2	74.0	-28.8	Peak	Horizontal
	4927.0	46.3	4.2	50.5	74.0	-23.5	Peak	Vertical
	7383.5	38.4	9.0	47.4	74.0	-26.6	Peak	Vertical
	10817.5	35.4	13.9	49.3	74.0	-24.7	Peak	Vertical

Note: Measure Level (dBμV/m) = Reading Level (dBμV) + Factor (dB/m)

Factor (dB) = Cable Loss (dB) + Antenna Factor (dB/m) - Pre_Amplifier Gain (dB)

Test Site	WZ-AC1	Test Engineer	Tommy Tang
Test Date	2021/09/30 ~ 2021/10/02	Test Mode	802.11g
Remark	1. Average measurement was not performed if peak level lower than average limit. 2. Other frequency was 20dB below limit line within 1-18GHz, there is not show in the report.		

Test Channel	Frequency (MHz)	Reading Level (dBμV)	Factor (dB/m)	Measure Level (dBμV/m)	Limit (dBμV/m)	Margin (dB)	Detector	Polarization
01	4825.0	45.5	3.8	49.3	74.0	-24.7	Peak	Horizontal
	7502.5	35.6	8.9	44.5	74.0	-29.5	Peak	Horizontal
	8199.5	34.1	9.6	43.7	74.0	-30.3	Peak	Horizontal
	4825.0	47.1	3.8	50.9	74.0	-23.1	Peak	Vertical
	7468.5	36.0	8.8	44.8	74.0	-29.2	Peak	Vertical
	8318.5	35.6	9.5	45.1	74.0	-28.9	Peak	Vertical
06	4876.0	45.7	4.0	49.7	74.0	-24.3	Peak	Horizontal
	7630.0	36.1	8.6	44.7	74.0	-29.3	Peak	Horizontal
	10809.0	34.6	13.9	48.5	74.0	-25.5	Peak	Horizontal
	4876.0	39.6	4.0	43.6	74.0	-30.4	Peak	Vertical
	7655.5	35.7	8.7	44.4	74.0	-29.6	Peak	Vertical
	11327.5	35.1	13.5	48.6	74.0	-25.4	Peak	Vertical
11	4927.0	41.1	4.2	45.3	74.0	-28.7	Peak	Horizontal
	7460.0	35.1	8.8	43.9	74.0	-30.1	Peak	Horizontal
	10783.5	35.1	13.8	48.9	74.0	-25.1	Peak	Horizontal
	4927.0	41.4	4.2	45.6	74.0	-28.4	Peak	Vertical
	7366.5	34.0	8.9	42.9	74.0	-31.1	Peak	Vertical
	11361.5	35.5	13.3	48.8	74.0	-25.2	Peak	Vertical

Note: Measure Level (dBμV/m) = Reading Level (dBμV) + Factor (dB/m)

Factor (dB) = Cable Loss (dB) + Antenna Factor (dB/m) - Pre_Amplifier Gain (dB)

Test Site	WZ-AC1	Test Engineer	Tommy Tang
Test Date	2021/09/30 ~ 2021/10/02	Test Mode	802.11n-HT20
Remark	1. Average measurement was not performed if peak level lower than average limit. 2. Other frequency was 20dB below limit line within 1-18GHz, there is not show in the report.		

Test Channel	Frequency (MHz)	Reading Level (dBμV)	Factor (dB/m)	Measure Level (dBμV/m)	Limit (dBμV/m)	Margin (dB)	Detector	Polarization
01	4825.0	47.8	3.8	51.6	74.0	-22.4	Peak	Horizontal
	7647.0	36.8	8.7	45.5	74.0	-28.5	Peak	Horizontal
	11038.5	35.8	13.8	49.6	74.0	-24.4	Peak	Horizontal
	4816.5	48.7	3.8	52.5	74.0	-21.5	Peak	Vertical
	7324.0	35.2	9.2	44.4	74.0	-29.6	Peak	Vertical
	8310.0	34.2	9.5	43.7	74.0	-30.3	Peak	Vertical
06	4867.5	46.0	4.1	50.1	74.0	-23.9	Peak	Horizontal
	7409.0	35.9	9.1	45.0	74.0	-29.0	Peak	Horizontal
	11089.5	34.8	13.6	48.4	74.0	-25.6	Peak	Horizontal
	4876.0	46.9	4.0	50.9	74.0	-23.1	Peak	Vertical
	7477.0	34.8	8.9	43.7	74.0	-30.3	Peak	Vertical
	12194.5	37.3	13.1	50.4	74.0	-23.6	Peak	Vertical
11	4918.5	40.0	4.2	44.2	74.0	-29.8	Peak	Horizontal
	7494.0	35.4	9.0	44.4	74.0	-29.6	Peak	Horizontal
	10885.5	35.9	13.9	49.8	74.0	-24.2	Peak	Horizontal
	4918.5	41.4	4.2	45.6	74.0	-28.4	Peak	Vertical
	7383.5	36.5	9.0	45.5	74.0	-28.5	Peak	Vertical
	11191.5	35.3	13.5	48.8	74.0	-25.2	Peak	Vertical

Note: Measure Level (dBμV/m) = Reading Level (dBμV) + Factor (dB/m)

Factor (dB) = Cable Loss (dB) + Antenna Factor (dB/m) - Pre_Amplifier Gain (dB)

Test Site	WZ-AC1	Test Engineer	Tommy Tang
Test Date	2021/09/30 ~ 2021/10/02	Test Mode	802.11n-HT40
Remark	1. Average measurement was not performed if peak level lower than average limit. 2. Other frequency was 20dB below limit line within 1-18GHz, there is not show in the report.		

Test Channel	Frequency (MHz)	Reading Level (dBμV)	Factor (dB/m)	Measure Level (dBμV/m)	Limit (dBμV/m)	Margin (dB)	Detector	Polarization
03	4842.0	45.3	3.9	49.2	74.0	-24.8	Peak	Horizontal
	8233.5	35.5	9.4	44.9	74.0	-29.1	Peak	Horizontal
	11055.5	35.3	13.7	49.0	74.0	-25.0	Peak	Horizontal
	4859.0	41.3	4.1	45.4	74.0	-28.6	Peak	Vertical
	7511.0	37.4	8.9	46.3	74.0	-27.7	Peak	Vertical
	10809.0	34.9	13.9	48.8	74.0	-25.2	Peak	Vertical
06	4867.5	41.8	4.1	45.9	74.0	-28.1	Peak	Horizontal
	7570.5	34.0	8.8	42.8	74.0	-31.2	Peak	Horizontal
	11200.0	35.7	13.4	49.1	74.0	-24.9	Peak	Horizontal
	4876.0	43.0	4.0	47.0	74.0	-27.0	Peak	Vertical
	7681.0	37.6	8.6	46.2	74.0	-27.8	Peak	Vertical
	11021.5	35.5	13.7	49.2	74.0	-24.8	Peak	Vertical
09	4893.0	36.8	4.0	40.8	74.0	-33.2	Peak	Horizontal
	7596.0	36.5	8.6	45.1	74.0	-28.9	Peak	Horizontal
	10817.5	35.0	13.9	48.9	74.0	-25.1	Peak	Horizontal
	4893.0	37.9	4.0	41.9	74.0	-32.1	Peak	Vertical
	7511.0	35.7	8.9	44.6	74.0	-29.4	Peak	Vertical
	10962.0	35.1	13.8	48.9	74.0	-25.1	Peak	Vertical

Note: Measure Level (dBμV/m) = Reading Level (dBμV) + Factor (dB/m)

Factor (dB) = Cable Loss (dB) + Antenna Factor (dB/m) - Pre_Amplifier Gain (dB)

The Result of Radiated Emission below 1GHz:

Site: WZ-AC1	Time: 2021/12/02 - 16:01
Limit: FCC_Part15.209_RE(3m)	Engineer: Hyde Yu
Probe: WZ-AC1_VULB 9168 _30-1000MHz	Polarity: Horizontal
EUT: mobile satellite communication terminal	Power: AC 120V/60Hz
Test Mode: Transmit by 802.11b at channel 2437MHz	

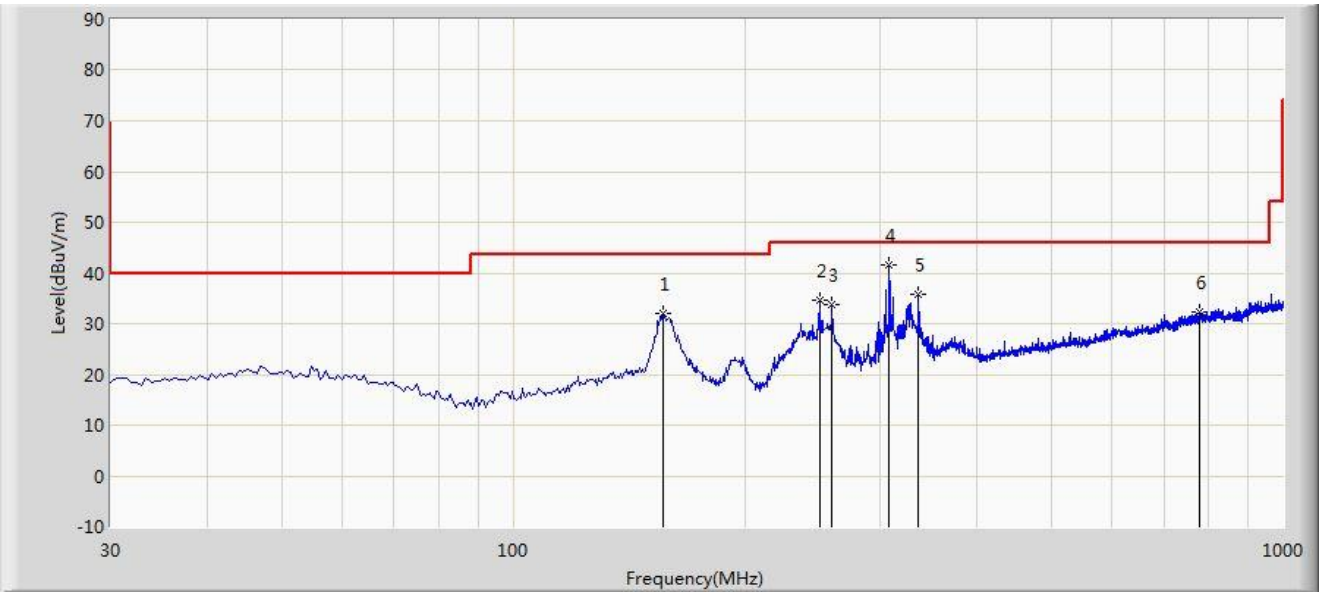

No	Flag	Mark	Frequency (MHz)	Measure Level (dBuV/m)	Reading Level (dBuV)	Margin (dB)	Limit (dBuV/m)	Factor (dB/m)	Type
1			156.585	31.902	13.793	-11.598	43.500	18.109	PK
2			250.190	34.532	18.210	-11.468	46.000	16.322	PK
3			259.405	33.832	17.234	-12.168	46.000	16.598	PK
4		*	307.905	41.586	23.191	-4.414	46.000	18.395	PK
5			336.035	35.746	16.445	-10.254	46.000	19.301	PK
6			778.355	32.297	3.821	-13.703	46.000	28.476	PK

Note 1: Measure Level (dBμV/m) = Reading Level (dBμV) + Factor (dB/m)

Factor (dB/m) = Cable Loss (dB) + Antenna Factor (dB/m)

Note 2: QP measurement was not performed when peak measure level was lower than the QP limit.

Note 3: The amplitude of radiated emissions (frequency range from 9kHz to 30MHz and 18GHz to 25GHz) is that proximity to ambient noise, which also are attenuated more than 20 dB below the permissible value. Therefore, the data is not presented in the report.

Note 4: The equipment only be configured to operate under its worst case situation with respect to output power.

Site: WZ-AC1	Time: 2021/12/02 - 16:02
Limit: FCC_Part15.209_RE(3m)	Engineer: Hyde Yu
Probe: WZ-AC1_VULB 9168 _30-1000MHz	Polarity: Vertical
EUT: mobile satellite communication terminal	Power: AC 120V/60Hz
Test Mode: Transmit by 802.11b at channel 2437MHz	

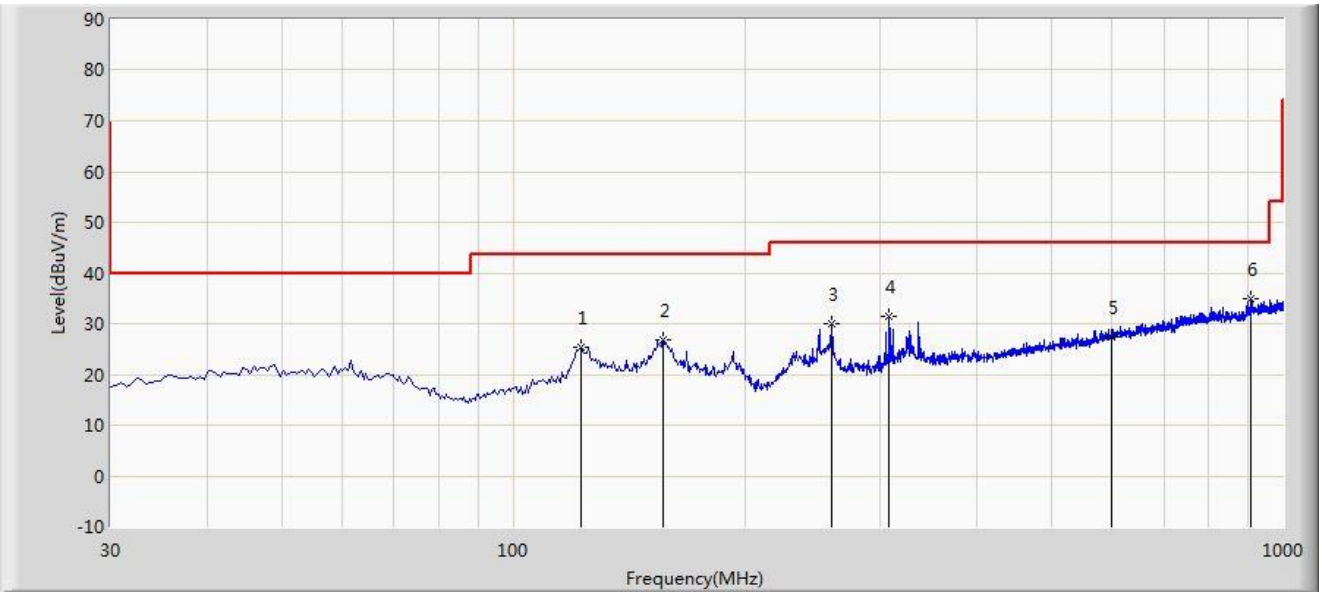

No	Flag	Mark	Frequency (MHz)	Measure Level (dBuV/m)	Reading Level (dBuV)	Margin (dB)	Limit (dBuV/m)	Factor (dB/m)	Type
1			122.635	25.352	9.789	-18.148	43.500	15.563	PK
2			156.585	26.826	8.717	-16.674	43.500	18.109	PK
3			259.405	30.086	13.488	-15.914	46.000	16.598	PK
4			307.905	31.451	13.056	-14.549	46.000	18.395	PK
5			598.420	27.399	1.741	-18.601	46.000	25.658	PK
6		*	907.850	34.928	5.235	-11.072	46.000	29.693	PK

Note 1: Measure Level (dBμV/m) = Reading Level (dBμV) + Factor (dB/m)

Factor (dB/m) = Cable Loss (dB) + Antenna Factor (dB/m)

Note 2: QP measurement was not performed when peak measure level was lower than the QP limit.

Note 3: The amplitude of radiated emissions (frequency range from 9kHz to 30MHz and 18GHz to 25GHz) is that proximity to ambient noise, which also are attenuated more than 20 dB below the permissible value. Therefore, the data is not presented in the report.

Note 4: The equipment only be configured to operate under its worst case situation with respect to output power.

A.6 Radiated Restricted Band Edge Test Result

Site: WZ-AC1	Time: 2021/09/30 - 20:15
Limit: FCC_Part15.209_RE(3m)	Engineer: Tommy Tang
Probe: WZ-AC1_BBHA9120D_1-18GHz	Polarity: Horizontal
EUT: mobile satellite communication terminal	Power: AC 120V/60Hz
Test Mode: Transmit by 802.11b at Channel 2412MHz	

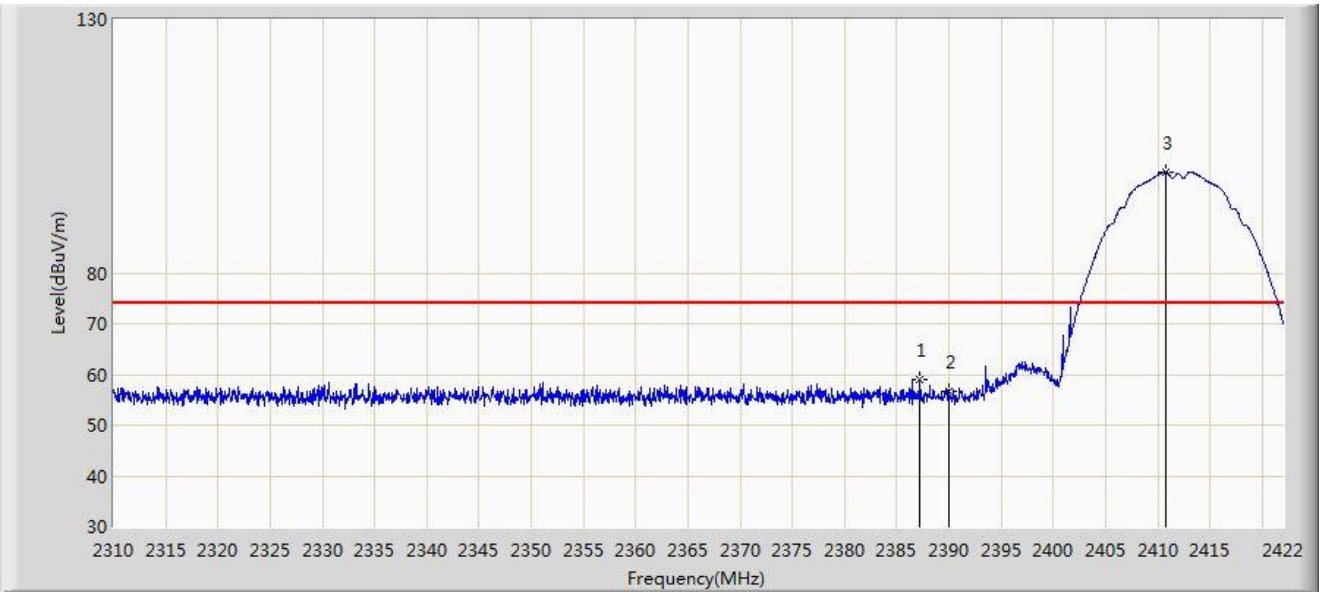

No	Flag	Mark	Frequency (MHz)	Measure Level (dBμV/m)	Reading Level (dBμV)	Margin (dB)	Limit (dBμV/m)	Factor (dB/m)	Type
1			2387.224	58.992	28.179	-15.008	74.000	30.813	PK
2			2390.000	56.798	25.982	-17.202	74.000	30.816	PK
3		*	2410.800	99.780	68.945	N/A	N/A	30.835	PK

Note: Measure Level (dBμV/m) = Reading Level (dBμV) + Factor (dB)

Factor (dB) = Cable Loss (dB) + Antenna Factor (dB/m)

Site: WZ-AC1	Time: 2021/09/30 - 20:19
Limit: FCC_Part15.209_RE(3m)	Engineer: Tommy Tang
Probe: WZ-AC1_BBHA9120D_1-18GHz	Polarity: Horizontal
EUT: mobile satellite communication terminal	Power: AC 120V/60Hz
Test Mode: Transmit by 802.11b at Channel 2412MHz	

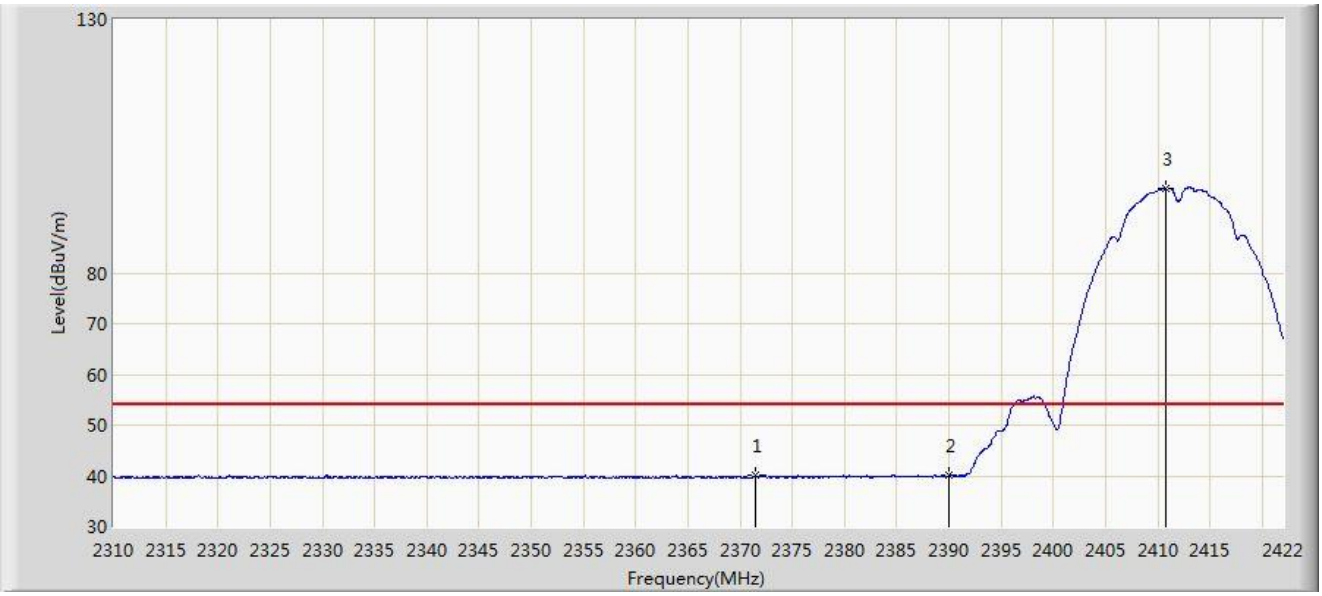

No	Flag	Mark	Frequency (MHz)	Measure Level (dBμV/m)	Reading Level (dBμV)	Margin (dB)	Limit (dBμV/m)	Factor (dB/m)	Type
1			2371.432	40.044	9.251	-13.956	54.000	30.792	AV
2			2390.000	40.020	9.204	-13.980	54.000	30.816	AV
3		*	2410.744	96.719	65.884	N/A	N/A	30.835	AV

Note: Measure Level (dBμV/m) = Reading Level (dBμV) + Factor (dB)

Factor (dB) = Cable Loss (dB) + Antenna Factor (dB/m)

Site: WZ-AC1	Time: 2021/09/30 - 20:22
Limit: FCC_Part15.209_RE(3m)	Engineer: Tommy Tang
Probe: WZ-AC1_BBHA9120D_1-18GHz	Polarity: Vertical
EUT: mobile satellite communication terminal	Power: AC 120V/60Hz
Test Mode: Transmit by 802.11b at Channel 2412MHz	

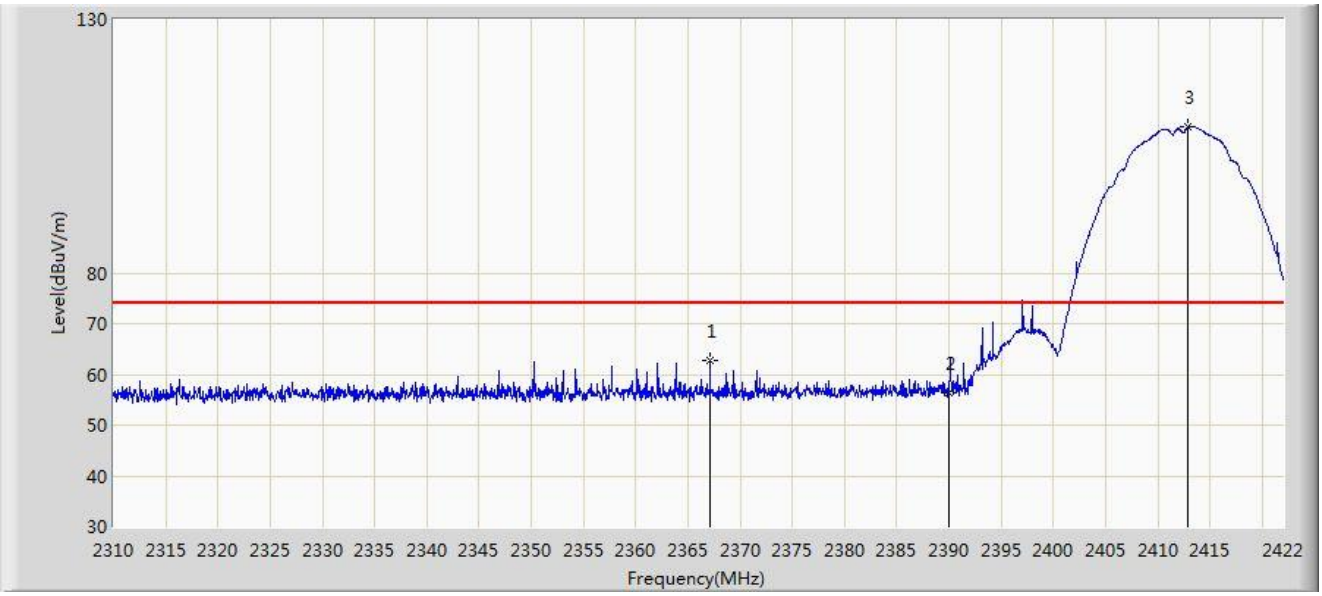

No	Flag	Mark	Frequency (MHz)	Measure Level (dBμV/m)	Reading Level (dBμV)	Margin (dB)	Limit (dBμV/m)	Factor (dB/m)	Type
1			2367.120	62.652	31.866	-11.348	74.000	30.786	PK
2			2390.000	56.407	25.591	-17.593	74.000	30.816	PK
3		*	2412.928	108.769	77.934	N/A	N/A	30.835	PK

Note: Measure Level (dBμV/m) = Reading Level (dBμV) + Factor (dB)

Factor (dB) = Cable Loss (dB) + Antenna Factor (dB/m)

Site: WZ-AC1	Time: 2021/09/30 - 20:25
Limit: FCC_Part15.209_RE(3m)	Engineer: Tommy Tang
Probe: WZ-AC1_BBHA9120D_1-18GHz	Polarity: Vertical
EUT: mobile satellite communication terminal	Power: AC 120V/60Hz
Test Mode: Transmit by 802.11b at Channel 2412MHz	

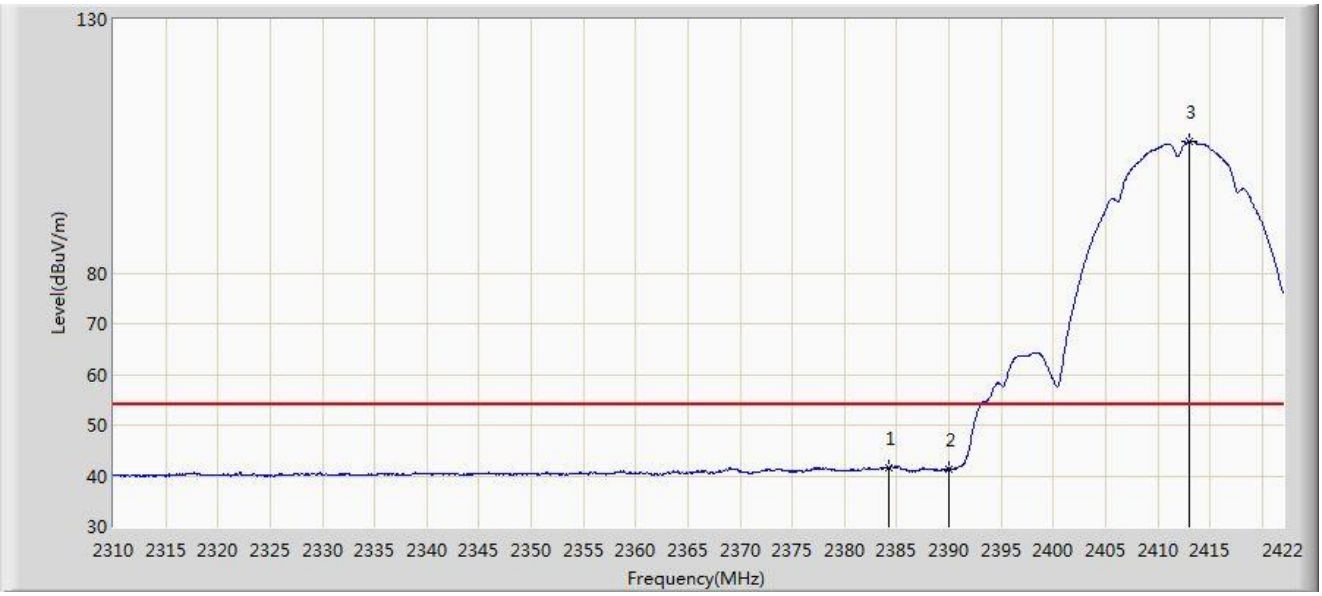

No	Flag	Mark	Frequency (MHz)	Measure Level (dBμV/m)	Reading Level (dBμV)	Margin (dB)	Limit (dBμV/m)	Factor (dB/m)	Type
1			2384.256	41.653	10.843	-12.347	54.000	30.809	AV
2			2390.000	41.360	10.544	-12.640	54.000	30.816	AV
3		*	2412.984	105.900	75.065	N/A	N/A	30.835	AV

Note: Measure Level (dBμV/m) = Reading Level (dBμV) + Factor (dB)

Factor (dB) = Cable Loss (dB) + Antenna Factor (dB/m)

Site: WZ-AC1	Time: 2021/09/30 - 20:48
Limit: FCC_Part15.209_RE(3m)	Engineer: Tommy Tang
Probe: WZ-AC1_BBHA9120D_1-18GHz	Polarity: Horizontal
EUT: mobile satellite communication terminal	Power: AC 120V/60Hz
Test Mode: Transmit by 802.11b at Channel 2462MHz	

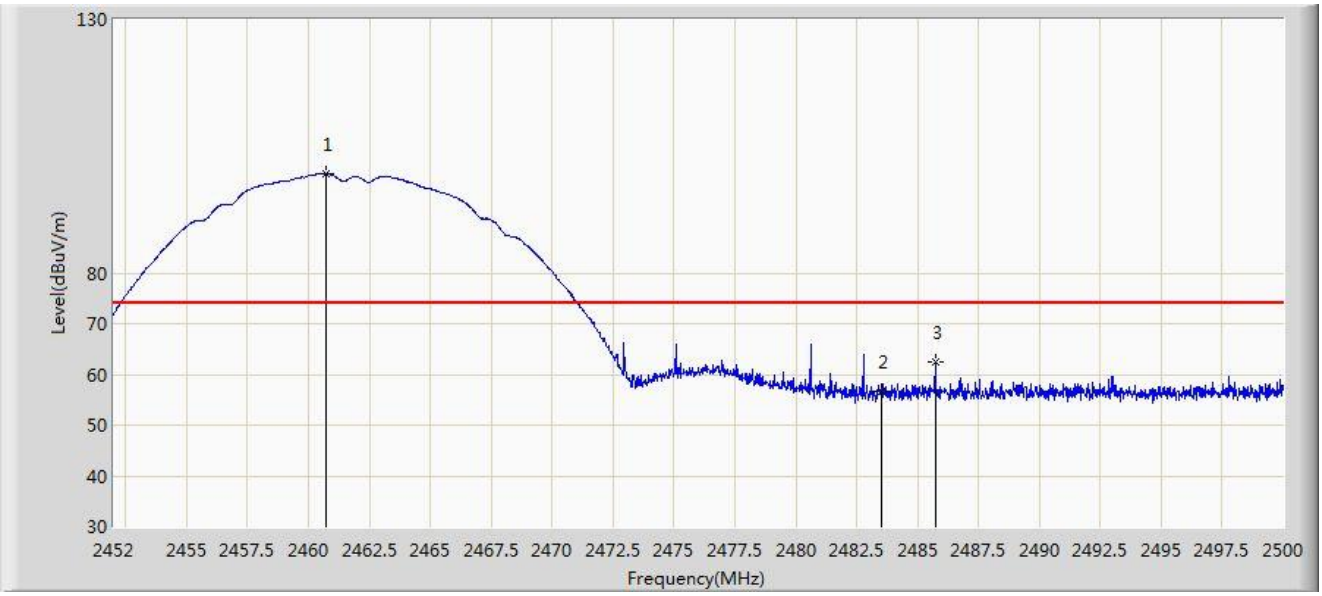

No	Flag	Mark	Frequency (MHz)	Measure Level (dBμV/m)	Reading Level (dBμV)	Margin (dB)	Limit (dBμV/m)	Factor (dB/m)	Type
1		*	2460.712	99.534	68.579	N/A	N/A	30.955	PK
2			2483.500	56.565	25.544	-17.435	74.000	31.021	PK
3			2485.720	62.545	31.515	-11.455	74.000	31.030	PK

Note: Measure Level (dBμV/m) = Reading Level (dBμV) + Factor (dB)

Factor (dB) = Cable Loss (dB) + Antenna Factor (dB/m)

Site: WZ-AC1	Time: 2021/09/30 - 20:49
Limit: FCC_Part15.209_RE(3m)	Engineer: Tommy Tang
Probe: WZ-AC1_BBHA9120D_1-18GHz	Polarity: Horizontal
EUT: mobile satellite communication terminal	Power: AC 120V/60Hz
Test Mode: Transmit by 802.11b at Channel 2462MHz	

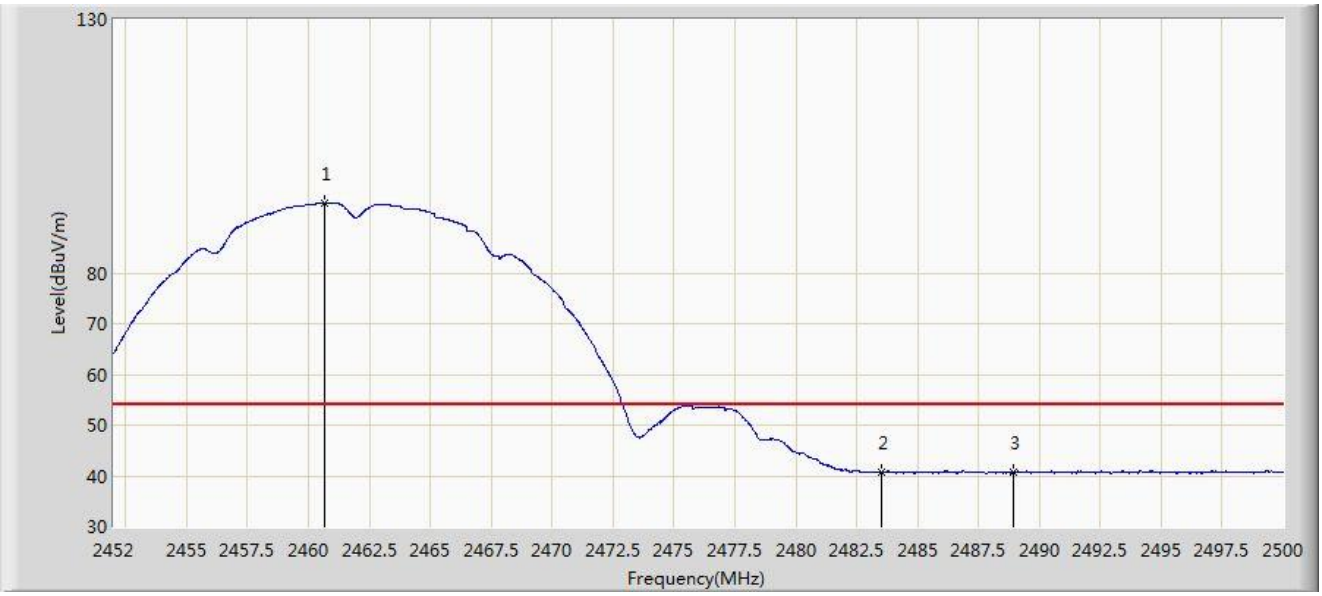

No	Flag	Mark	Frequency (MHz)	Measure Level (dBμV/m)	Reading Level (dBμV)	Margin (dB)	Limit (dBμV/m)	Factor (dB/m)	Type
1		*	2460.640	93.828	62.873	N/A	N/A	30.955	AV
2			2483.500	40.610	9.589	-13.390	54.000	31.021	AV
3			2488.936	40.746	9.702	-13.254	54.000	31.043	AV

Note: Measure Level (dBμV/m) = Reading Level (dBμV) + Factor (dB)

Factor (dB) = Cable Loss (dB) + Antenna Factor (dB/m)

Site: WZ-AC1	Time: 2021/09/30 - 21:01
Limit: FCC_Part15.209_RE(3m)	Engineer: Tommy Tang
Probe: WZ-AC1_BBHA9120D_1-18GHz	Polarity: Vertical
EUT: mobile satellite communication terminal	Power: AC 120V/60Hz
Test Mode: Transmit by 802.11b at Channel 2462MHz	

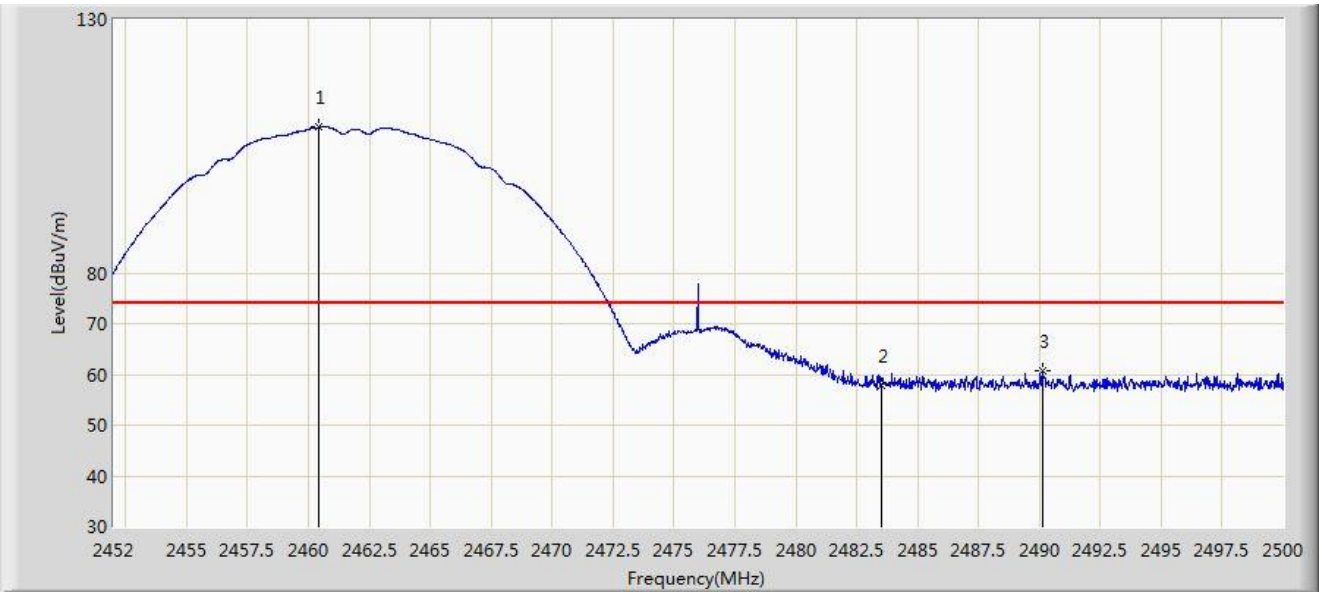

No	Flag	Mark	Frequency (MHz)	Measure Level (dBμV/m)	Reading Level (dBμV)	Margin (dB)	Limit (dBμV/m)	Factor (dB/m)	Type
1		*	2460.448	108.728	77.773	N/A	N/A	30.955	PK
2			2483.500	57.901	26.880	-16.099	74.000	31.021	PK
3			2490.112	60.642	29.593	-13.358	74.000	31.049	PK

Note: Measure Level (dBμV/m) = Reading Level (dBμV) + Factor (dB)

Factor (dB) = Cable Loss (dB) + Antenna Factor (dB/m)

Site: WZ-AC1	Time: 2021/09/30 - 20:51
Limit: FCC_Part15.209_RE(3m)	Engineer: Tommy Tang
Probe: WZ-AC1_BBHA9120D_1-18GHz	Polarity: Vertical
EUT: mobile satellite communication terminal	Power: AC 120V/60Hz
Test Mode: Transmit by 802.11b at Channel 2462MHz	

No	Flag	Mark	Frequency (MHz)	Measure Level (dBμV/m)	Reading Level (dBμV)	Margin (dB)	Limit (dBμV/m)	Factor (dB/m)	Type
1		*	2461.000	105.633	74.677	N/A	N/A	30.956	AV
2			2483.500	42.350	11.329	-11.650	54.000	31.021	AV
3			2486.464	42.704	11.671	-11.296	54.000	31.034	AV

Note: Measure Level (dBμV/m) = Reading Level (dBμV) + Factor (dB)

Factor (dB) = Cable Loss (dB) + Antenna Factor (dB/m)

Site: WZ-AC1	Time: 2021/10/02 - 12:37
Limit: FCC_Part15.209_RE(3m)	Engineer: Tommy Tang
Probe: WZ-AC1_BBHA9120D_1-18GHz	Polarity: Horizontal
EUT: mobile satellite communication terminal	Power: AC 120V/60Hz
Test Mode: Transmit by 802.11g at Channel 2412MHz	

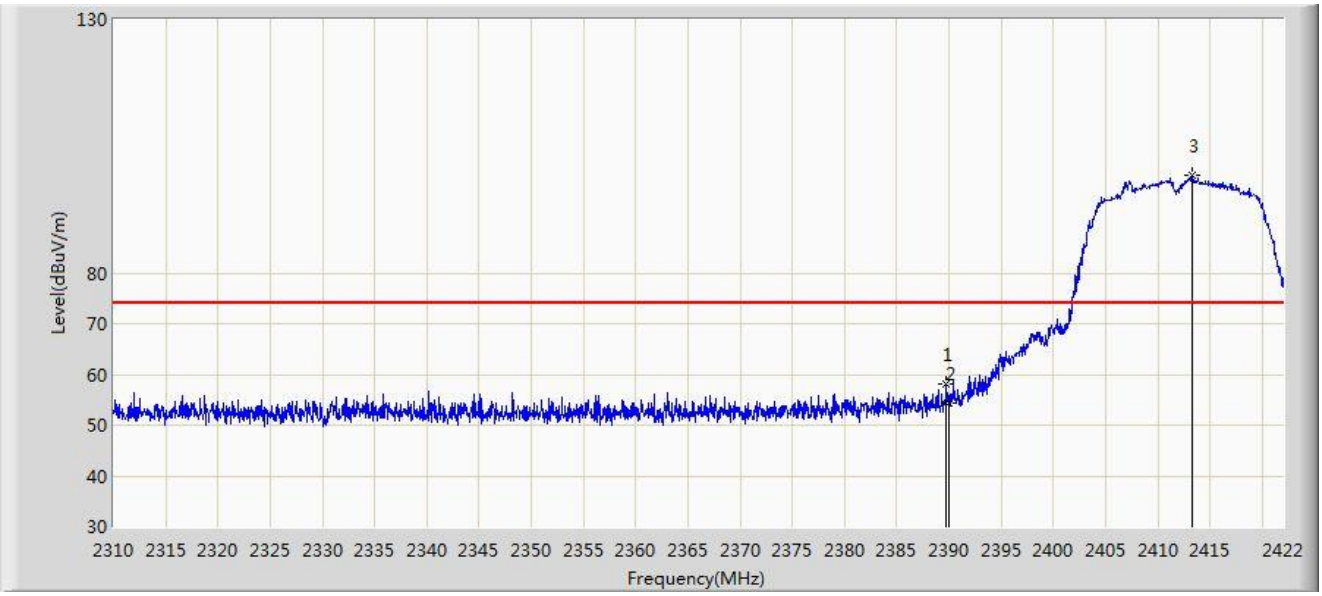

No	Flag	Mark	Frequency (MHz)	Measure Level (dBμV/m)	Reading Level (dBμV)	Margin (dB)	Limit (dBμV/m)	Factor (dB/m)	Type
1			2389.744	57.990	27.175	-16.010	74.000	30.815	PK
2			2390.000	54.363	23.547	-19.637	74.000	30.816	PK
3		*	2413.264	99.368	68.533	N/A	N/A	30.835	PK

Note: Measure Level (dBμV/m) = Reading Level (dBμV) + Factor (dB)

Factor (dB) = Cable Loss (dB) + Antenna Factor (dB/m)

Site: WZ-AC1	Time: 2021/10/02 - 12:36
Limit: FCC_Part15.209_RE(3m)	Engineer: Tommy Tang
Probe: WZ-AC1_BBHA9120D_1-18GHz	Polarity: Horizontal
EUT: mobile satellite communication terminal	Power: AC 120V/60Hz
Test Mode: Transmit by 802.11g at Channel 2412MHz	

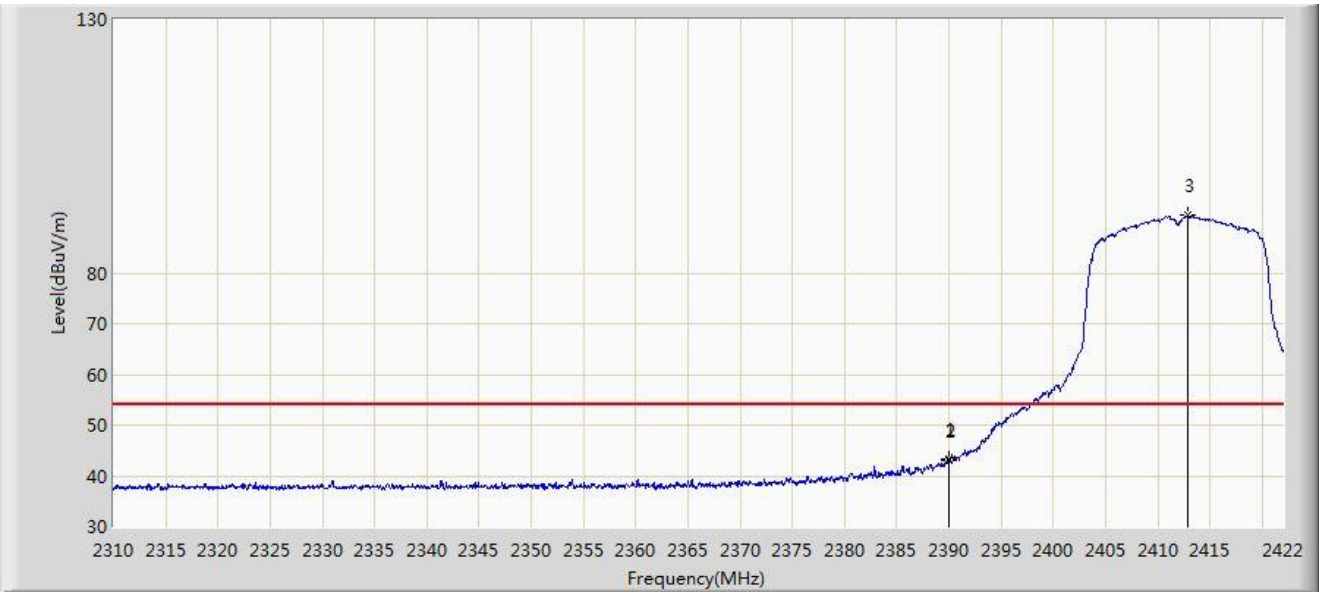

No	Flag	Mark	Frequency (MHz)	Measure Level (dBμV/m)	Reading Level (dBμV)	Margin (dB)	Limit (dBμV/m)	Factor (dB/m)	Type
1			2389.968	43.205	12.389	-10.795	54.000	30.816	AV
2			2390.000	43.155	12.339	-10.845	54.000	30.816	AV
3		*	2412.816	91.392	60.557	N/A	N/A	30.835	AV

Note: Measure Level (dBμV/m) = Reading Level (dBμV) + Factor (dB)

Factor (dB) = Cable Loss (dB) + Antenna Factor (dB/m)

Site: WZ-AC1	Time: 2021/10/02 - 12:38
Limit: FCC_Part15.209_RE(3m)	Engineer: Tommy Tang
Probe: WZ-AC1_BBHA9120D_1-18GHz	Polarity: Vertical
EUT: mobile satellite communication terminal	Power: AC 120V/60Hz
Test Mode: Transmit by 802.11g at Channel 2412MHz	

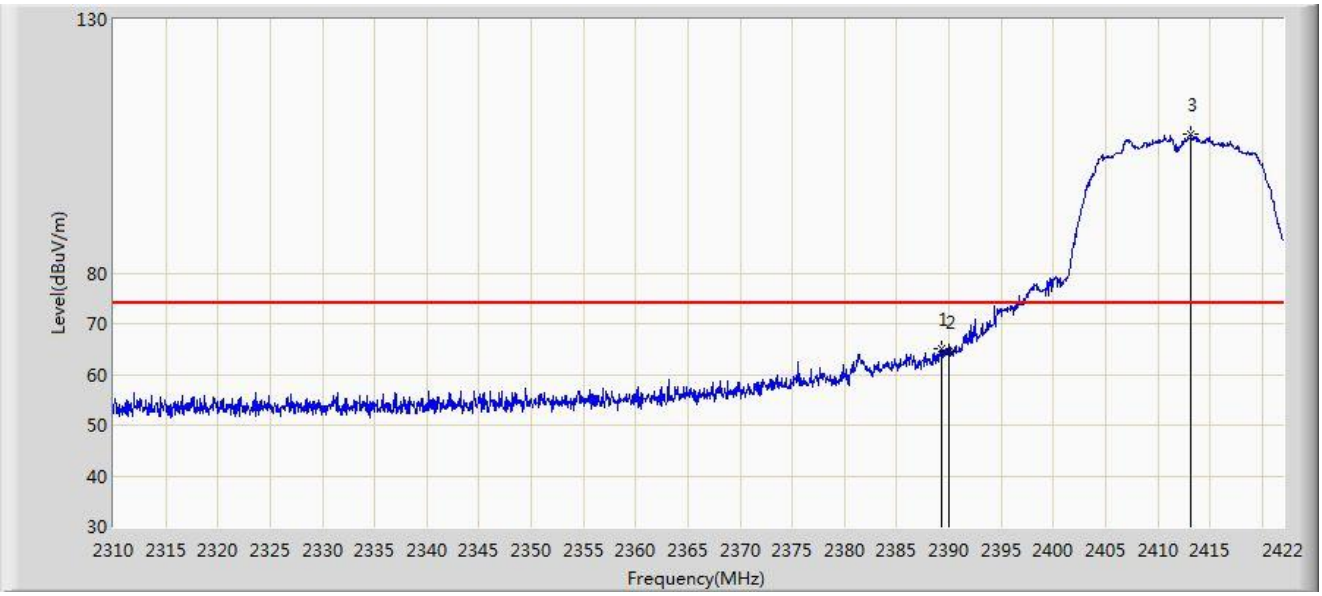

No	Flag	Mark	Frequency (MHz)	Measure Level (dBμV/m)	Reading Level (dBμV)	Margin (dB)	Limit (dBμV/m)	Factor (dB/m)	Type
1			2389.296	64.967	34.152	-9.033	74.000	30.815	PK
2			2390.000	64.483	33.667	-9.517	74.000	30.816	PK
3		*	2413.152	107.409	76.574	N/A	N/A	30.835	PK

Note: Measure Level (dBμV/m) = Reading Level (dBμV) + Factor (dB)

Factor (dB) = Cable Loss (dB) + Antenna Factor (dB/m)

Site: WZ-AC1	Time: 2021/10/02 - 12:35
Limit: FCC_Part15.209_RE(3m)	Engineer: Tommy Tang
Probe: WZ-AC1_BBHA9120D_1-18GHz	Polarity: Vertical
EUT: mobile satellite communication terminal	Power: AC 120V/60Hz
Test Mode: Transmit by 802.11g at Channel 2412MHz	

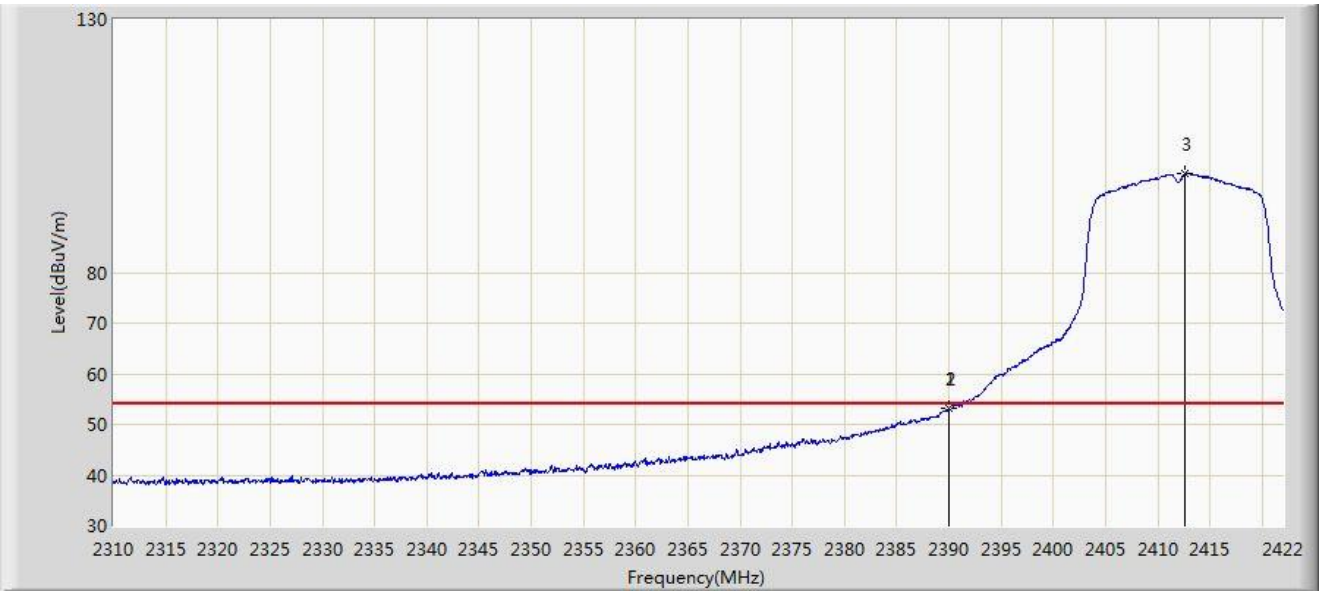

No	Flag	Mark	Frequency (MHz)	Measure Level (dBμV/m)	Reading Level (dBμV)	Margin (dB)	Limit (dBμV/m)	Factor (dB/m)	Type
1			2389.968	53.090	22.274	-0.910	54.000	30.816	AV
2			2390.000	53.050	22.234	-0.950	54.000	30.816	AV
3		*	2412.592	99.463	68.628	N/A	N/A	30.835	AV

Note: Measure Level (dBμV/m) = Reading Level (dBμV) + Factor (dB)

Factor (dB) = Cable Loss (dB) + Antenna Factor (dB/m)

Site: WZ-AC1	Time: 2021/10/02 - 12:52
Limit: FCC_Part15.209_RE(3m)	Engineer: Tommy Tang
Probe: WZ-AC1_BBHA9120D_1-18GHz	Polarity: Horizontal
EUT: mobile satellite communication terminal	Power: AC 120V/60Hz
Test Mode: Transmit by 802.11g at Channel 2462MHz	

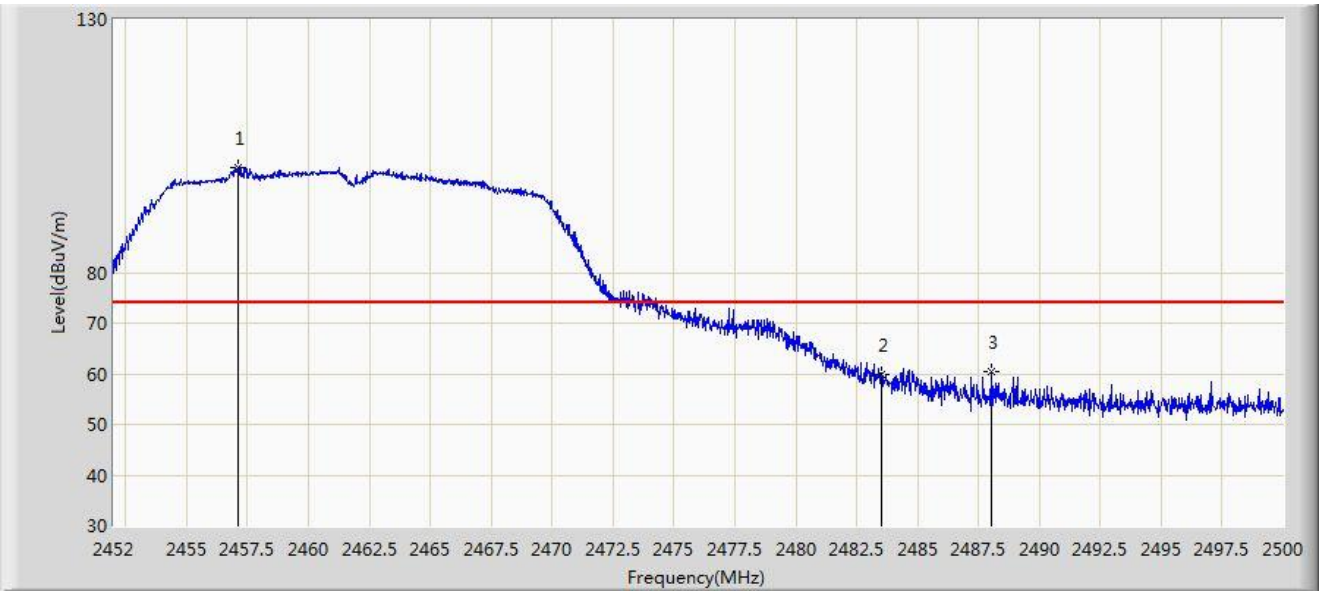

No	Flag	Mark	Frequency (MHz)	Measure Level (dBμV/m)	Reading Level (dBμV)	Margin (dB)	Limit (dBμV/m)	Factor (dB/m)	Type
1		*	2457.136	100.790	69.840	N/A	N/A	30.950	PK
2			2483.500	59.831	28.810	-14.169	74.000	31.021	PK
3			2488.000	60.297	29.257	-13.703	74.000	31.040	PK

Note: Measure Level (dBμV/m) = Reading Level (dBμV) + Factor (dB)

Factor (dB) = Cable Loss (dB) + Antenna Factor (dB/m)

Site: WZ-AC1	Time: 2021/10/02 - 12:51
Limit: FCC_Part15.209_RE(3m)	Engineer: Tommy Tang
Probe: WZ-AC1_BBHA9120D_1-18GHz	Polarity: Horizontal
EUT: mobile satellite communication terminal	Power: AC 120V/60Hz
Test Mode: Transmit by 802.11g at Channel 2462MHz	

No	Flag	Mark	Frequency (MHz)	Measure Level (dBμV/m)	Reading Level (dBμV)	Margin (dB)	Limit (dBμV/m)	Factor (dB/m)	Type
1		*	2461.144	92.769	61.813	N/A	N/A	30.956	AV
2			2483.500	46.812	15.791	-7.188	54.000	31.021	AV
3			2483.584	47.062	16.041	-6.938	54.000	31.021	AV

Note: Measure Level (dBμV/m) = Reading Level (dBμV) + Factor (dB)

Factor (dB) = Cable Loss (dB) + Antenna Factor (dB/m)

Site: WZ-AC1	Time: 2021/10/02 - 12:53
Limit: FCC_Part15.209_RE(3m)	Engineer: Tommy Tang
Probe: WZ-AC1_BBHA9120D_1-18GHz	Polarity: Vertical
EUT: mobile satellite communication terminal	Power: AC 120V/60Hz
Test Mode: Transmit by 802.11g at Channel 2462MHz	

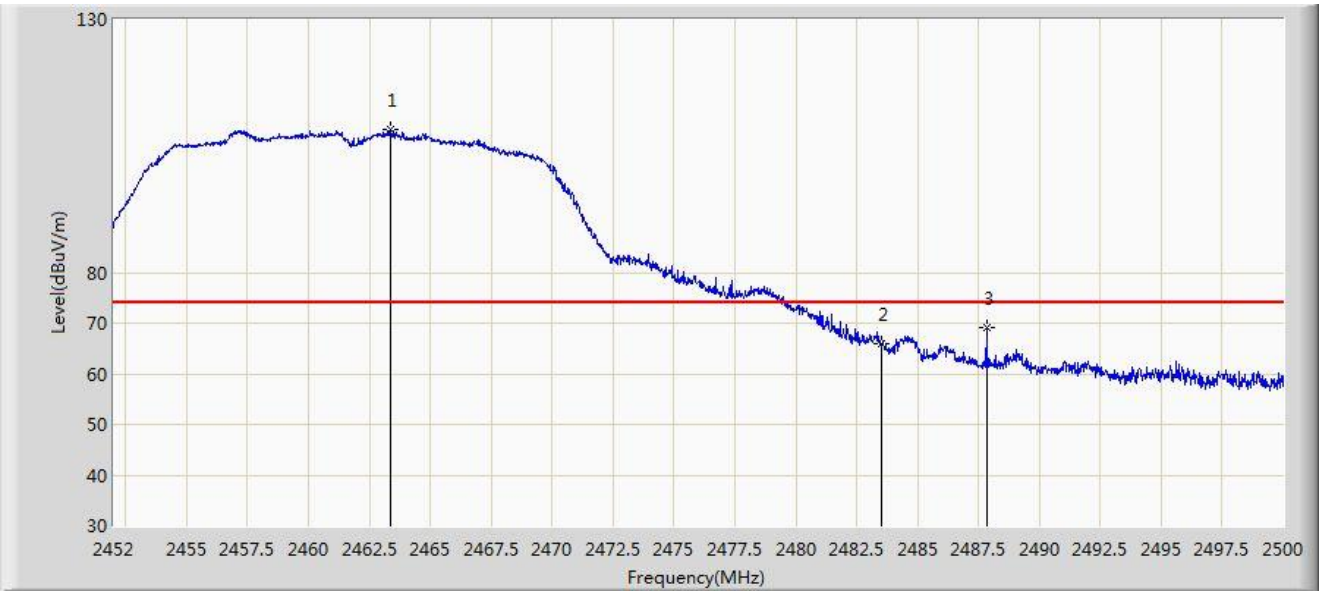

No	Flag	Mark	Frequency (MHz)	Measure Level (dBμV/m)	Reading Level (dBμV)	Margin (dB)	Limit (dBμV/m)	Factor (dB/m)	Type
1		*	2463.352	108.199	77.239	N/A	N/A	30.959	PK
2			2483.500	65.819	34.798	-8.181	74.000	31.021	PK
3			2487.832	69.105	38.066	-4.895	74.000	31.039	PK

Note: Measure Level (dBμV/m) = Reading Level (dBμV) + Factor (dB)

Factor (dB) = Cable Loss (dB) + Antenna Factor (dB/m)

Site: WZ-AC1	Time: 2021/10/02 - 12:40
Limit: FCC_Part15.209_RE(3m)	Engineer: Tommy Tang
Probe: WZ-AC1_BBHA9120D_1-18GHz	Polarity: Vertical
EUT: mobile satellite communication terminal	Power: AC 120V/60Hz
Test Mode: Transmit by 802.11g at Channel 2462MHz	

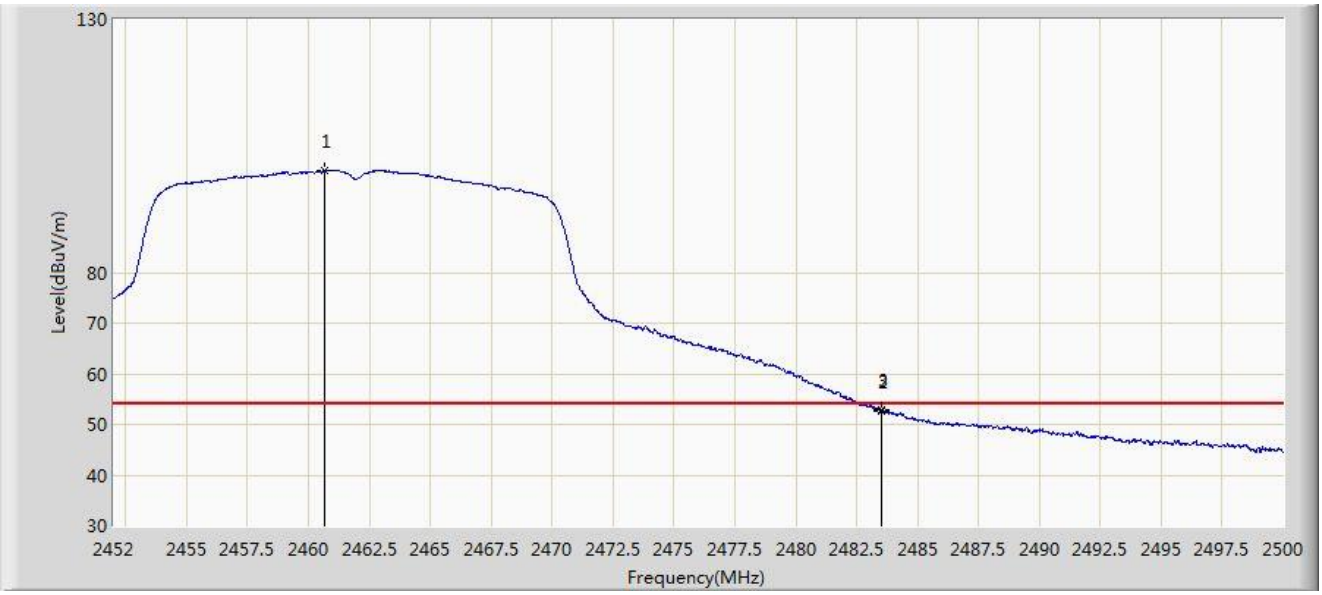

No	Flag	Mark	Frequency (MHz)	Measure Level (dBμV/m)	Reading Level (dBμV)	Margin (dB)	Limit (dBμV/m)	Factor (dB/m)	Type
1		*	2460.664	100.056	69.101	N/A	N/A	30.955	AV
2			2483.500	52.695	21.674	-1.305	54.000	31.021	AV
3			2483.536	52.867	21.846	-1.133	54.000	31.021	AV

Note: Measure Level (dBμV/m) = Reading Level (dBμV) + Factor (dB)

Factor (dB) = Cable Loss (dB) + Antenna Factor (dB/m)

Site: WZ-AC1	Time: 2021/10/02 - 11:56
Limit: FCC_Part15.209_RE(3m)	Engineer: Tommy Tang
Probe: WZ-AC1_BBHA9120D_1-18GHz	Polarity: Horizontal
EUT: mobile satellite communication terminal	Power: AC 120V/60Hz
Test Mode: Transmit by 802.11n-HT20 at Channel 2412MHz	

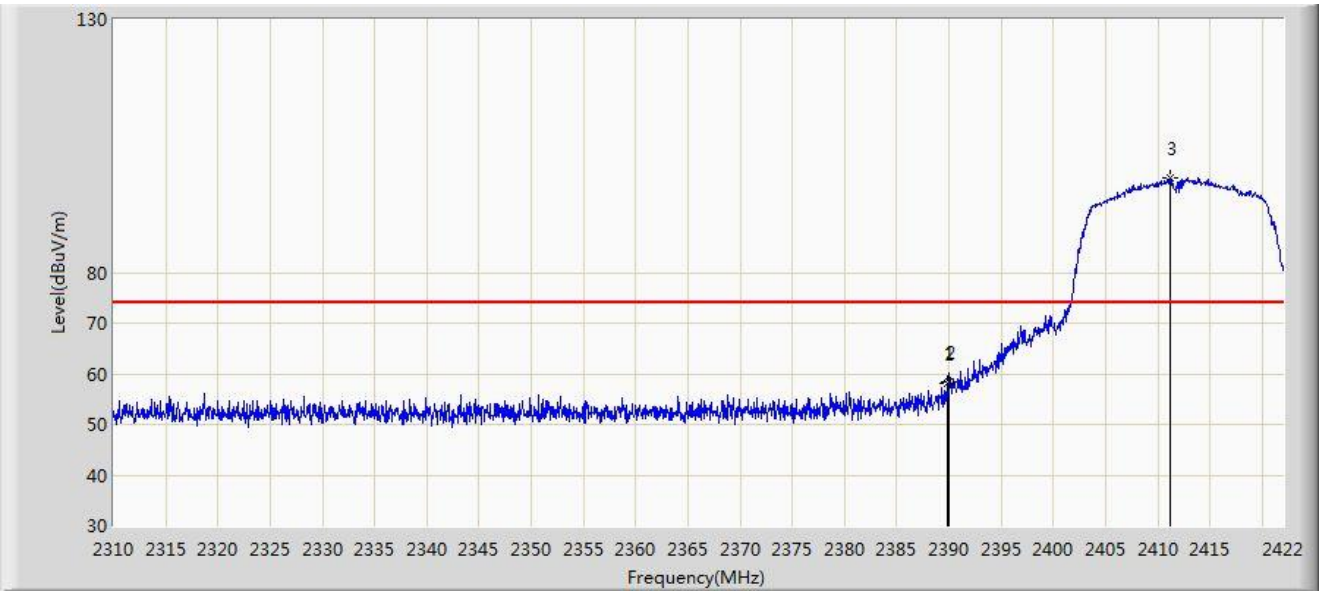

No	Flag	Mark	Frequency (MHz)	Measure Level (dBμV/m)	Reading Level (dBμV)	Margin (dB)	Limit (dBμV/m)	Factor (dB/m)	Type
1			2389.912	58.061	27.245	-15.939	74.000	30.815	PK
2			2390.000	58.531	27.715	-15.469	74.000	30.816	PK
3		*	2411.248	98.646	67.811	N/A	N/A	30.835	PK

Note: Measure Level (dBμV/m) = Reading Level (dBμV) + Factor (dB)

Factor (dB) = Cable Loss (dB) + Antenna Factor (dB/m)

Site: WZ-AC1	Time: 2021/10/02 - 11:55
Limit: FCC_Part15.209_RE(3m)	Engineer: Tommy Tang
Probe: WZ-AC1_BBHA9120D_1-18GHz	Polarity: Horizontal
EUT: mobile satellite communication terminal	Power: AC 120V/60Hz
Test Mode: Transmit by 802.11n-HT20 at Channel 2412MHz	

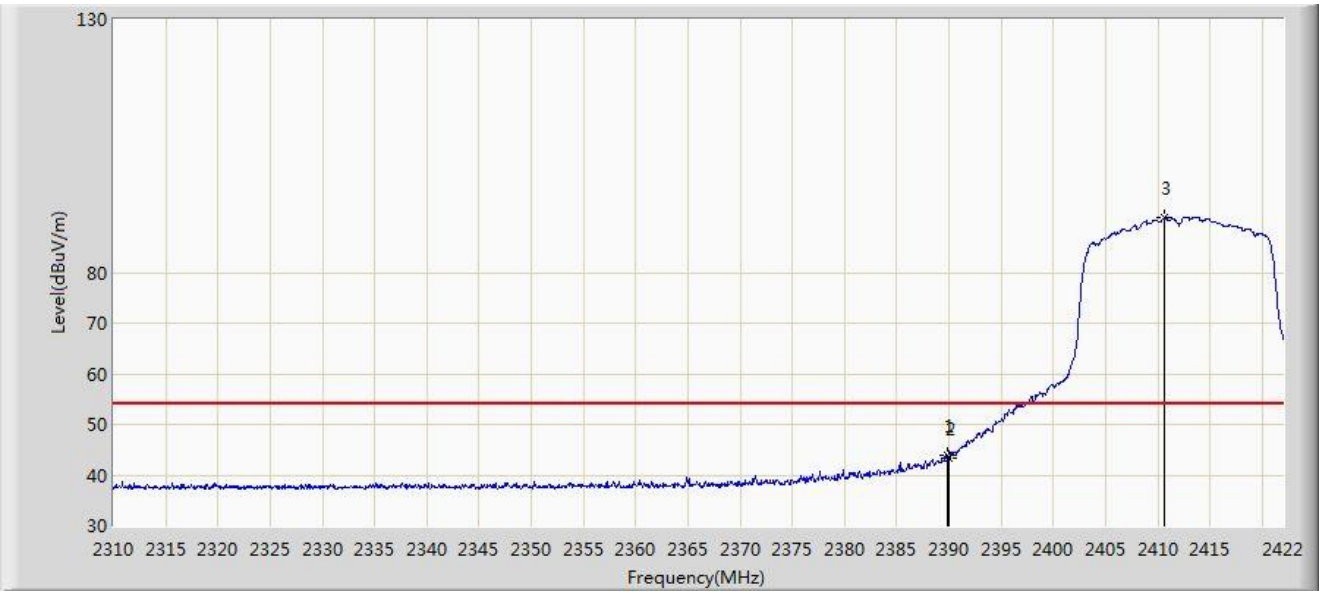

No	Flag	Mark	Frequency (MHz)	Measure Level (dBμV/m)	Reading Level (dBμV)	Margin (dB)	Limit (dBμV/m)	Factor (dB/m)	Type
1			2389.856	43.803	12.988	-10.197	54.000	30.815	AV
2			2390.000	43.458	12.642	-10.542	54.000	30.816	AV
3		*	2410.632	90.774	59.939	N/A	N/A	30.835	AV

Note: Measure Level (dBμV/m) = Reading Level (dBμV) + Factor (dB)

Factor (dB) = Cable Loss (dB) + Antenna Factor (dB/m)

Site: WZ-AC1	Time: 2021/10/02 - 11:57
Limit: FCC_Part15.209_RE(3m)	Engineer: Tommy Tang
Probe: WZ-AC1_BBHA9120D_1-18GHz	Polarity: Vertical
EUT: mobile satellite communication terminal	Power: AC 120V/60Hz
Test Mode: Transmit by 802.11n-HT20 at Channel 2412MHz	

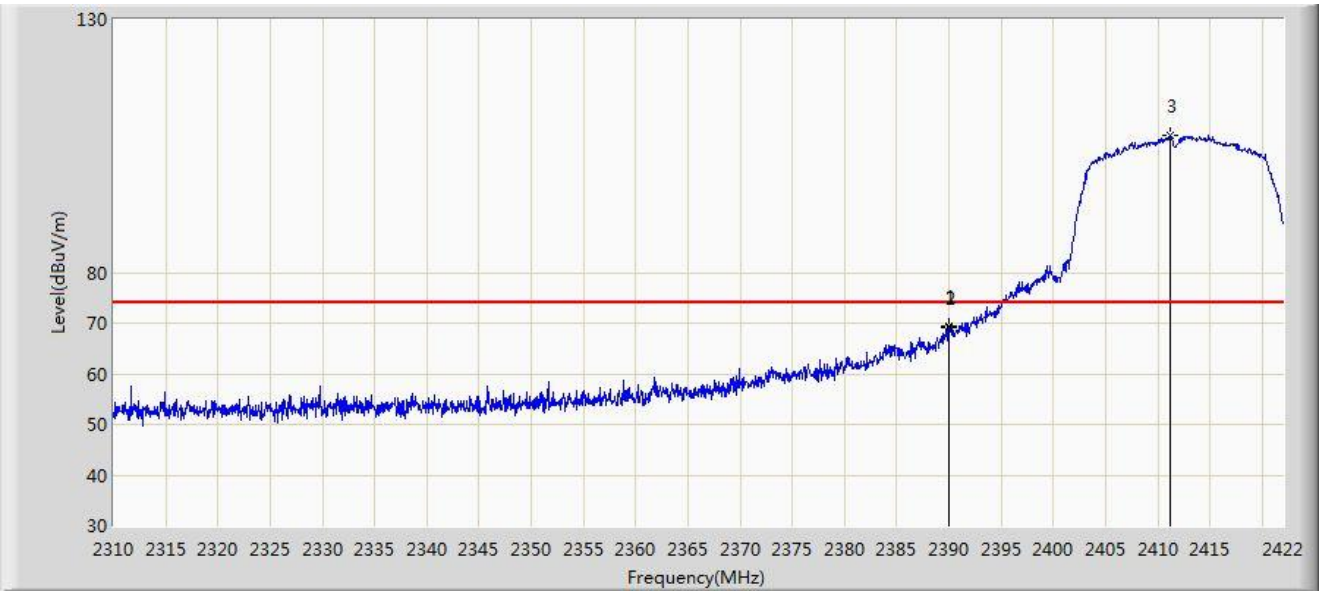

No	Flag	Mark	Frequency (MHz)	Measure Level (dBμV/m)	Reading Level (dBμV)	Margin (dB)	Limit (dBμV/m)	Factor (dB/m)	Type
1			2389.968	69.483	38.667	-4.517	74.000	30.816	PK
2			2390.000	69.084	38.268	-4.916	74.000	30.816	PK
3		*	2411.248	107.184	76.349	N/A	N/A	30.835	PK

Note: Measure Level (dBμV/m) = Reading Level (dBμV) + Factor (dB)

Factor (dB) = Cable Loss (dB) + Antenna Factor (dB/m)

Site: WZ-AC1	Time: 2021/10/02 - 11:54
Limit: FCC_Part15.209_RE(3m)	Engineer: Tommy Tang
Probe: WZ-AC1_BBHA9120D_1-18GHz	Polarity: Vertical
EUT: mobile satellite communication terminal	Power: AC 120V/60Hz
Test Mode: Transmit by 802.11n-HT20 at Channel 2412MHz	

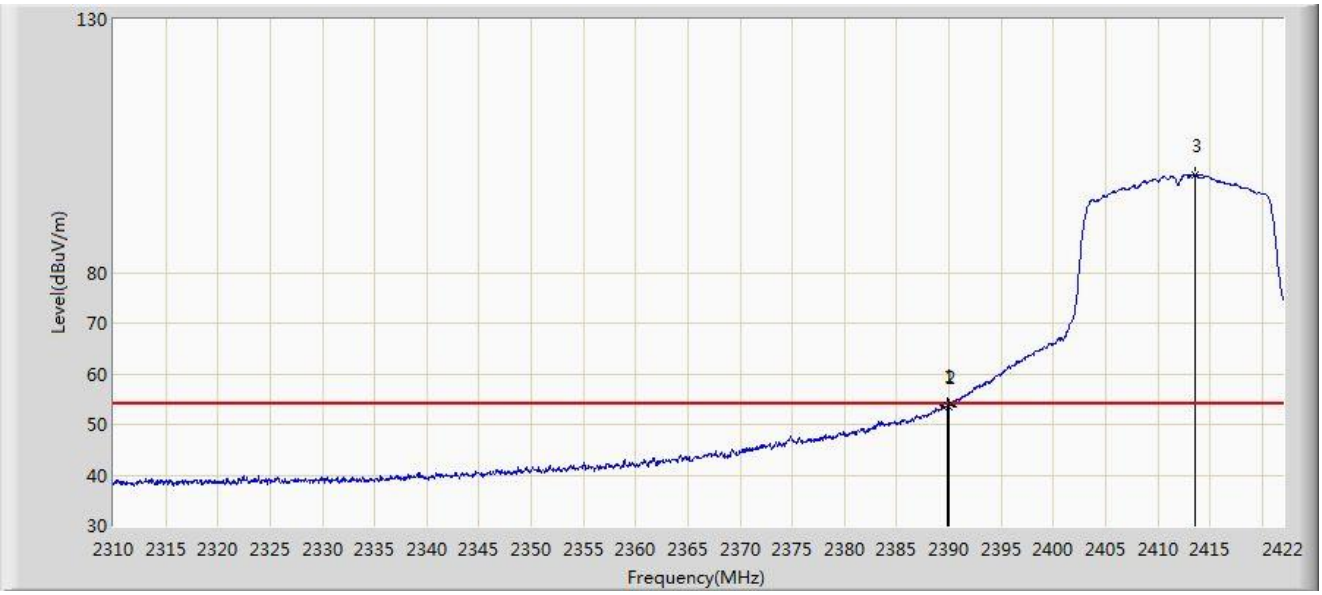

No	Flag	Mark	Frequency (MHz)	Measure Level (dBμV/m)	Reading Level (dBμV)	Margin (dB)	Limit (dBμV/m)	Factor (dB/m)	Type
1			2389.800	53.820	23.005	-0.180	54.000	30.815	AV
2			2390.000	53.601	22.785	-0.399	54.000	30.816	AV
3		*	2413.600	99.420	68.585	N/A	N/A	30.835	AV

Note: Measure Level (dBμV/m) = Reading Level (dBμV) + Factor (dB)

Factor (dB) = Cable Loss (dB) + Antenna Factor (dB/m)

Site: WZ-AC1	Time: 2021/10/02 - 12:31
Limit: FCC_Part15.209_RE(3m)	Engineer: Tommy Tang
Probe: WZ-AC1_BBHA9120D_1-18GHz	Polarity: Horizontal
EUT: mobile satellite communication terminal	Power: AC 120V/60Hz
Test Mode: Transmit by 802.11n-HT20 at Channel 2462MHz	

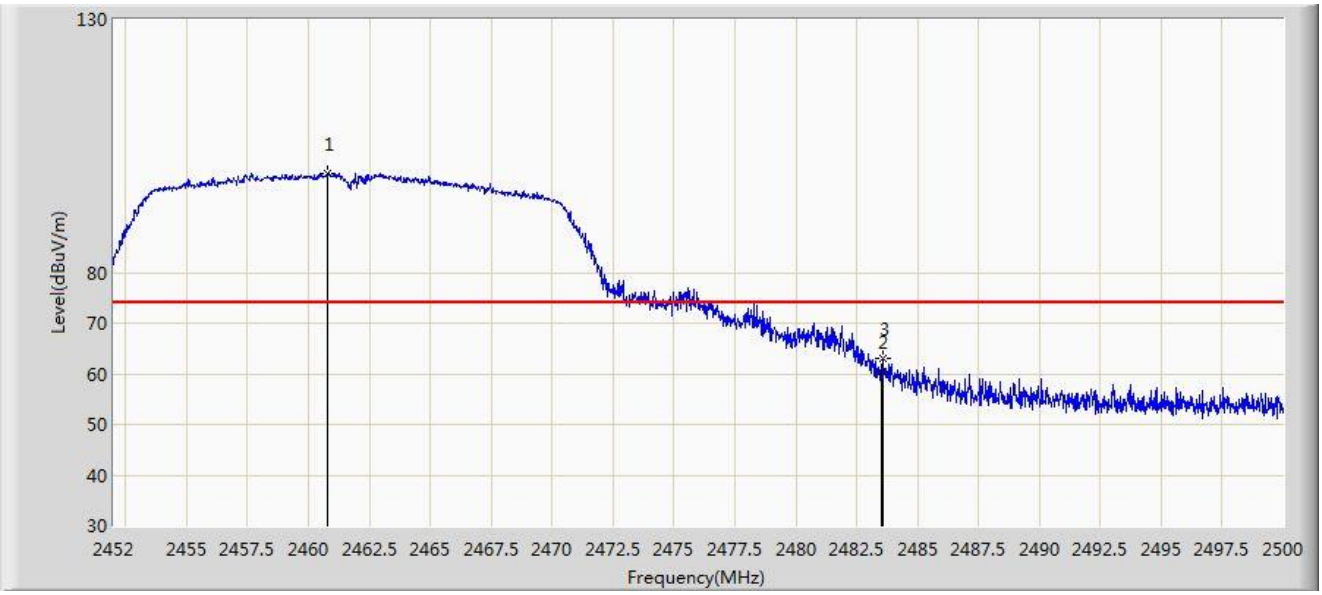

No	Flag	Mark	Frequency (MHz)	Measure Level (dBμV/m)	Reading Level (dBμV)	Margin (dB)	Limit (dBμV/m)	Factor (dB/m)	Type
1		*	2460.784	99.504	68.549	N/A	N/A	30.955	PK
2			2483.500	60.421	29.400	-13.579	74.000	31.021	PK
3			2483.584	62.957	31.936	-11.043	74.000	31.021	PK

Note: Measure Level (dBμV/m) = Reading Level (dBμV) + Factor (dB)

Factor (dB) = Cable Loss (dB) + Antenna Factor (dB/m)

Site: WZ-AC1	Time: 2021/10/02 - 12:31
Limit: FCC_Part15.209_RE(3m)	Engineer: Tommy Tang
Probe: WZ-AC1_BBHA9120D_1-18GHz	Polarity: Horizontal
EUT: mobile satellite communication terminal	Power: AC 120V/60Hz
Test Mode: Transmit by 802.11n-HT20 at Channel 2462MHz	

No	Flag	Mark	Frequency (MHz)	Measure Level (dBμV/m)	Reading Level (dBμV)	Margin (dB)	Limit (dBμV/m)	Factor (dB/m)	Type
1		*	2460.616	92.211	61.256	N/A	N/A	30.955	AV
2			2483.500	48.368	17.347	-5.632	54.000	31.021	AV
3			2483.752	48.480	17.458	-5.520	54.000	31.022	AV

Note: Measure Level (dBμV/m) = Reading Level (dBμV) + Factor (dB)

Factor (dB) = Cable Loss (dB) + Antenna Factor (dB/m)

Site: WZ-AC1	Time: 2021/10/02 - 12:32
Limit: FCC_Part15.209_RE(3m)	Engineer: Tommy Tang
Probe: WZ-AC1_BBHA9120D_1-18GHz	Polarity: Vertical
EUT: mobile satellite communication terminal	Power: AC 120V/60Hz
Test Mode: Transmit by 802.11n-HT20 at Channel 2462MHz	

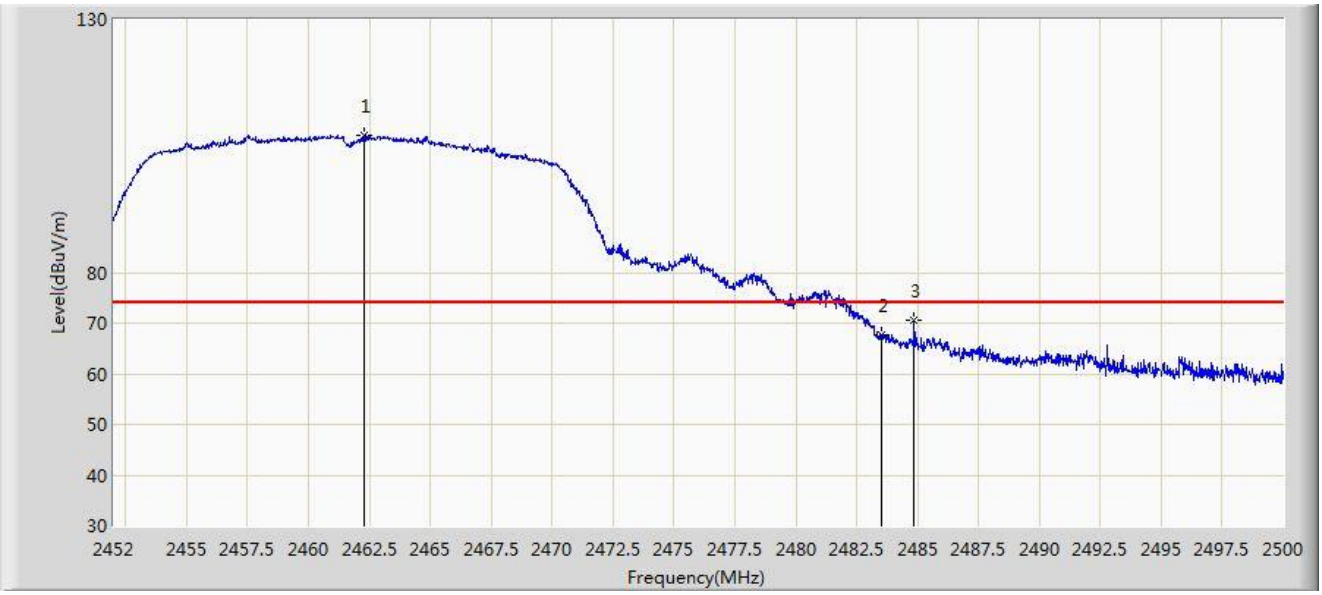

No	Flag	Mark	Frequency (MHz)	Measure Level (dBμV/m)	Reading Level (dBμV)	Margin (dB)	Limit (dBμV/m)	Factor (dB/m)	Type
1		*	2462.272	107.003	76.045	N/A	N/A	30.958	PK
2			2483.500	67.624	36.603	-6.376	74.000	31.021	PK
3			2484.856	70.455	39.429	-3.545	74.000	31.027	PK

Note: Measure Level (dBμV/m) = Reading Level (dBμV) + Factor (dB)

Factor (dB) = Cable Loss (dB) + Antenna Factor (dB/m)

Site: WZ-AC1	Time: 2021/10/02 - 12:29
Limit: FCC_Part15.209_RE(3m)	Engineer: Tommy Tang
Probe: WZ-AC1_BBHA9120D_1-18GHz	Polarity: Vertical
EUT: mobile satellite communication terminal	Power: AC 120V/60Hz
Test Mode: Transmit by 802.11n-HT20 at Channel 2462MHz	

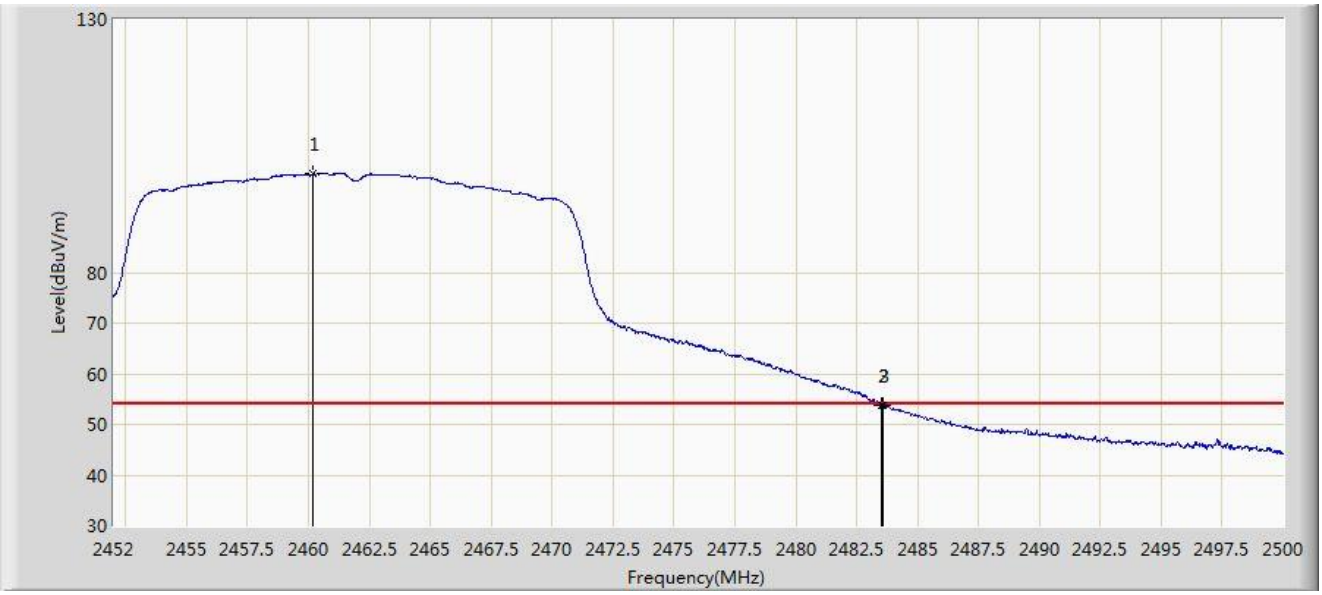

No	Flag	Mark	Frequency (MHz)	Measure Level (dBμV/m)	Reading Level (dBμV)	Margin (dB)	Limit (dBμV/m)	Factor (dB/m)	Type
1		*	2460.184	99.451	68.496	N/A	N/A	30.954	AV
2			2483.500	53.863	22.842	-0.137	54.000	31.021	AV
3			2483.608	53.784	22.763	-0.216	54.000	31.021	AV

Note: Measure Level (dBμV/m) = Reading Level (dBμV) + Factor (dB)

Factor (dB) = Cable Loss (dB) + Antenna Factor (dB/m)

Site: WZ-AC1	Time: 2021/10/02 - 11:26
Limit: FCC_Part15.209_RE(3m)	Engineer: Tommy Tang
Probe: WZ-AC1_BBHA9120D_1-18GHz	Polarity: Horizontal
EUT: mobile satellite communication terminal	Power: AC 120V/60Hz
Test Mode: Transmit by 802.11n-HT40 at Channel 2422MHz	

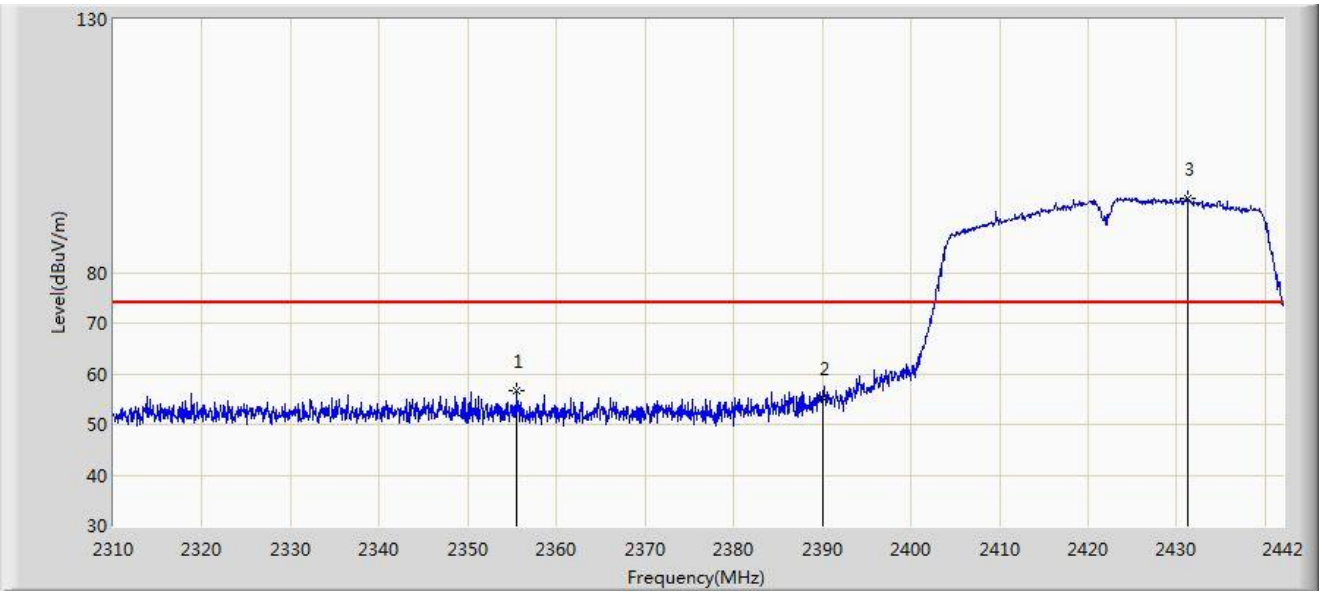

No	Flag	Mark	Frequency (MHz)	Measure Level (dBμV/m)	Reading Level (dBμV)	Margin (dB)	Limit (dBμV/m)	Factor (dB/m)	Type
1			2355.540	56.650	25.827	-17.350	74.000	30.823	PK
2			2390.000	55.166	24.350	-18.834	74.000	30.816	PK
3		*	2431.176	94.762	63.892	N/A	N/A	30.870	PK

Note: Measure Level (dBμV/m) = Reading Level (dBμV) + Factor (dB)

Factor (dB) = Cable Loss (dB) + Antenna Factor (dB/m)

Site: WZ-AC1	Time: 2021/10/02 - 11:25
Limit: FCC_Part15.209_RE(3m)	Engineer: Tommy Tang
Probe: WZ-AC1_BBHA9120D_1-18GHz	Polarity: Horizontal
EUT: mobile satellite communication terminal	Power: AC 120V/60Hz
Test Mode: Transmit by 802.11n-HT40 at Channel 2422MHz	

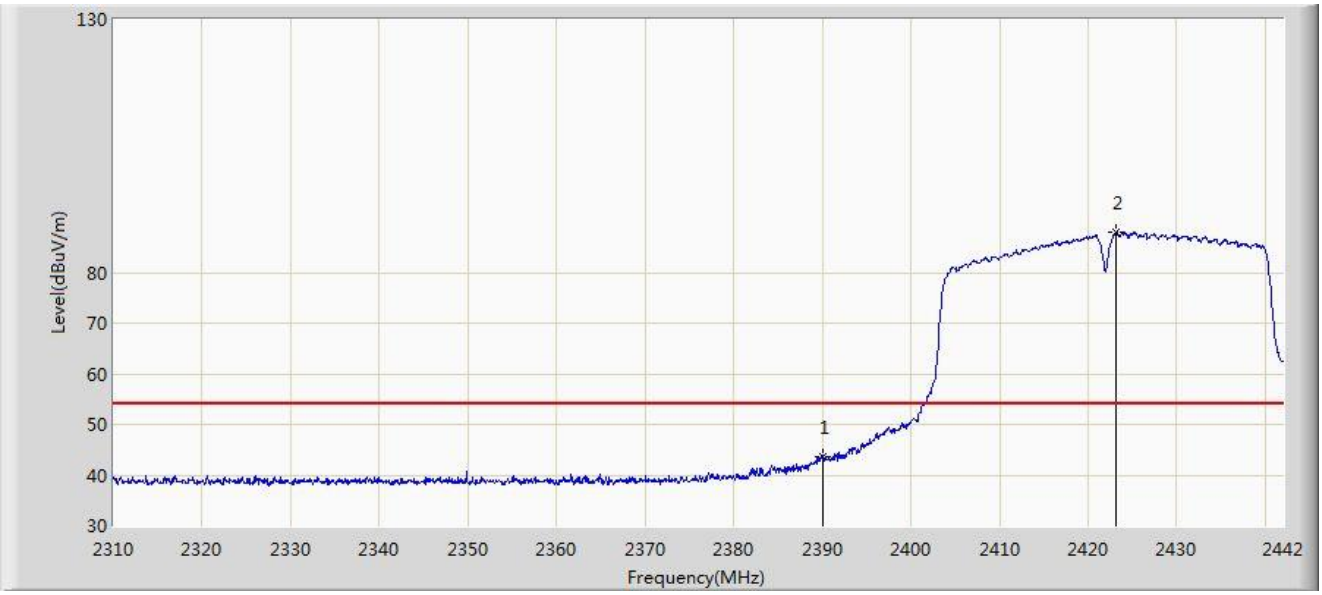

No	Flag	Mark	Frequency (MHz)	Measure Level (dBμV/m)	Reading Level (dBμV)	Margin (dB)	Limit (dBμV/m)	Factor (dB/m)	Type
1			2390.000	43.729	12.913	-10.271	54.000	30.816	AV
2		*	2423.124	87.977	57.134	N/A	N/A	30.843	AV

Note: Measure Level (dBμV/m) = Reading Level (dBμV) + Factor (dB)

Factor (dB) = Cable Loss (dB) + Antenna Factor (dB/m)

Site: WZ-AC1	Time: 2021/10/02 - 11:27
Limit: FCC_Part15.209_RE(3m)	Engineer: Tommy Tang
Probe: WZ-AC1_BBHA9120D_1-18GHz	Polarity: Vertical
EUT: mobile satellite communication terminal	Power: AC 120V/60Hz
Test Mode: Transmit by 802.11n-HT40 at Channel 2422MHz	

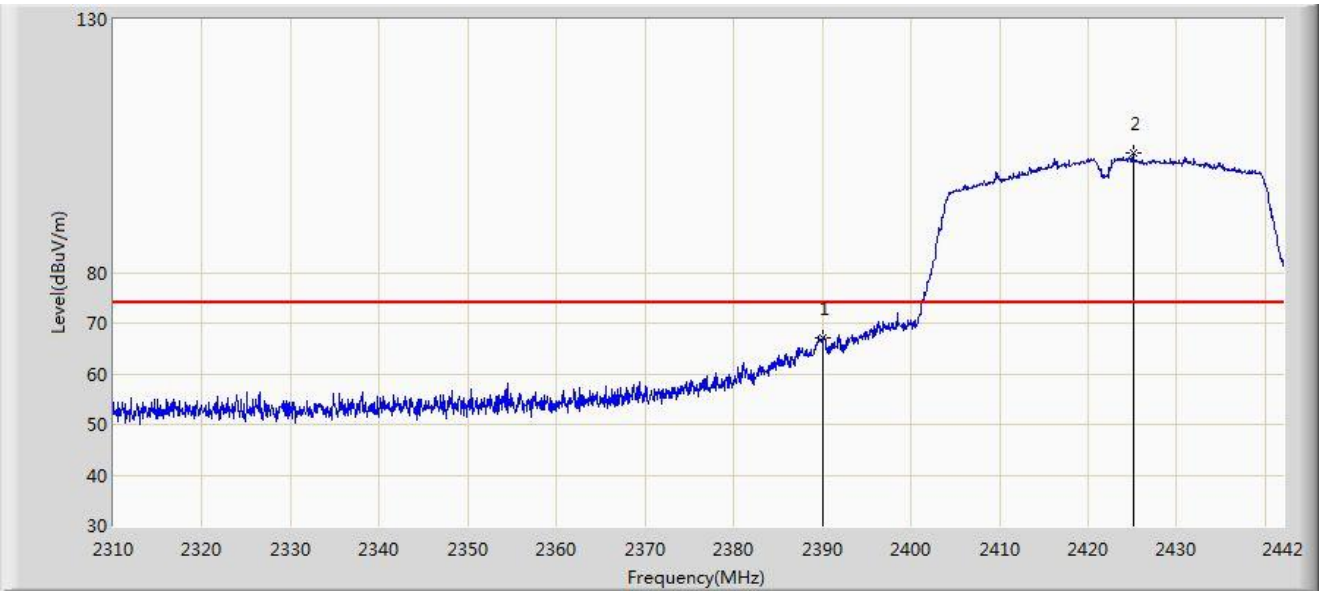

No	Flag	Mark	Frequency (MHz)	Measure Level (dBμV/m)	Reading Level (dBμV)	Margin (dB)	Limit (dBμV/m)	Factor (dB/m)	Type
1			2390.000	67.107	36.291	-6.893	74.000	30.816	PK
2		*	2425.104	103.665	72.816	N/A	N/A	30.849	PK

Note: Measure Level (dBμV/m) = Reading Level (dBμV) + Factor (dB)

Factor (dB) = Cable Loss (dB) + Antenna Factor (dB/m)

Site: WZ-AC1	Time: 2021/10/02 - 11:16
Limit: FCC_Part15.209_RE(3m)	Engineer: Tommy Tang
Probe: WZ-AC1_BBHA9120D_1-18GHz	Polarity: Vertical
EUT: mobile satellite communication terminal	Power: AC 120V/60Hz
Test Mode: Transmit by 802.11n-HT40 at Channel 2422MHz	

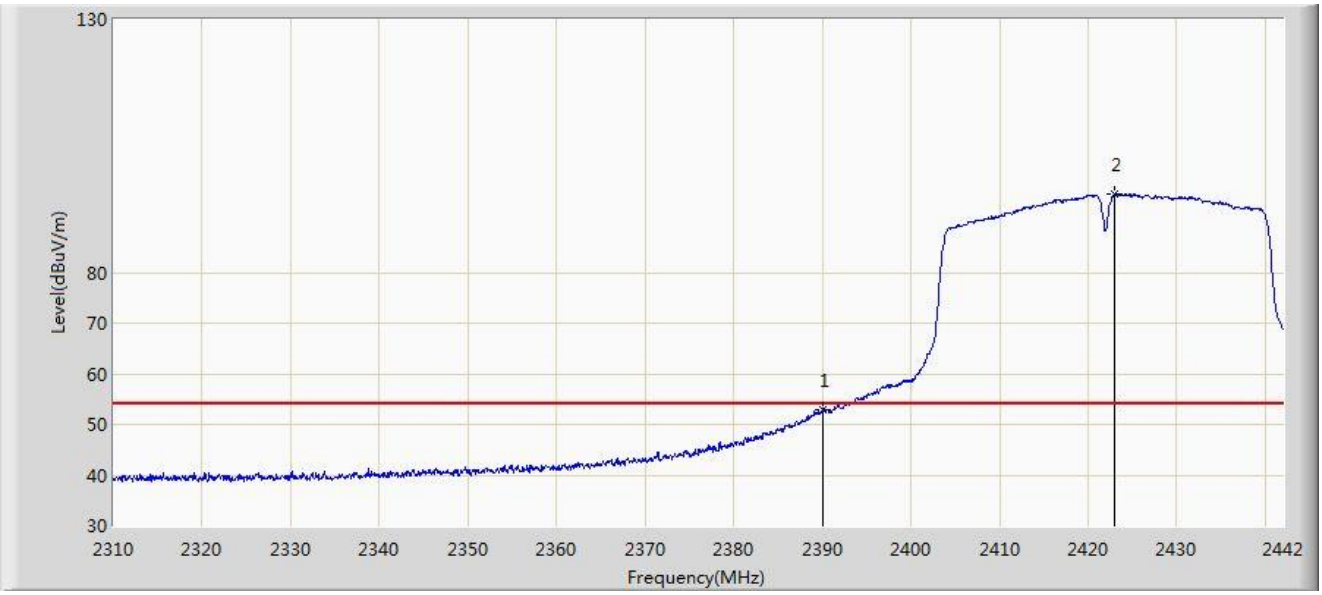

No	Flag	Mark	Frequency (MHz)	Measure Level (dBμV/m)	Reading Level (dBμV)	Margin (dB)	Limit (dBμV/m)	Factor (dB/m)	Type
1			2390.000	53.030	22.214	-0.970	54.000	30.816	AV
2		*	2423.058	95.494	64.651	N/A	N/A	30.843	AV

Note: Measure Level (dBμV/m) = Reading Level (dBμV) + Factor (dB)

Factor (dB) = Cable Loss (dB) + Antenna Factor (dB/m)

Site: WZ-AC1	Time: 2021/10/02 - 11:39
Limit: FCC_Part15.209_RE(3m)	Engineer: Tommy Tang
Probe: WZ-AC1_BBHA9120D_1-18GHz	Polarity: Horizontal
EUT: mobile satellite communication terminal	Power: AC 120V/60Hz
Test Mode: Transmit by 802.11n-HT40 at Channel 2452MHz	

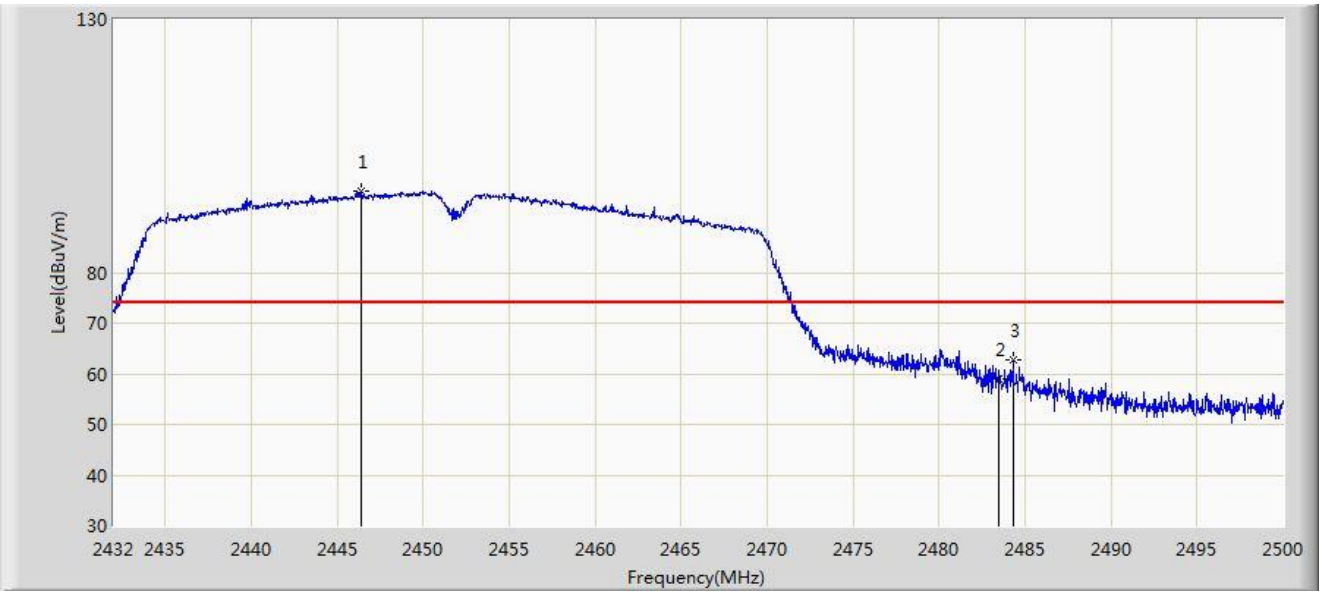

No	Flag	Mark	Frequency (MHz)	Measure Level (dBμV/m)	Reading Level (dBμV)	Margin (dB)	Limit (dBμV/m)	Factor (dB/m)	Type
1		*	2446.416	96.019	65.099	N/A	N/A	30.920	PK
2			2483.500	58.907	27.886	-15.093	74.000	31.021	PK
3			2484.292	62.819	31.795	-11.181	74.000	31.024	PK

Note: Measure Level (dBμV/m) = Reading Level (dBμV) + Factor (dB)

Factor (dB) = Cable Loss (dB) + Antenna Factor (dB/m)

Site: WZ-AC1	Time: 2021/10/02 - 11:38
Limit: FCC_Part15.209_RE(3m)	Engineer: Tommy Tang
Probe: WZ-AC1_BBHA9120D_1-18GHz	Polarity: Horizontal
EUT: mobile satellite communication terminal	Power: AC 120V/60Hz
Test Mode: Transmit by 802.11n-HT40 at Channel 2452MHz	

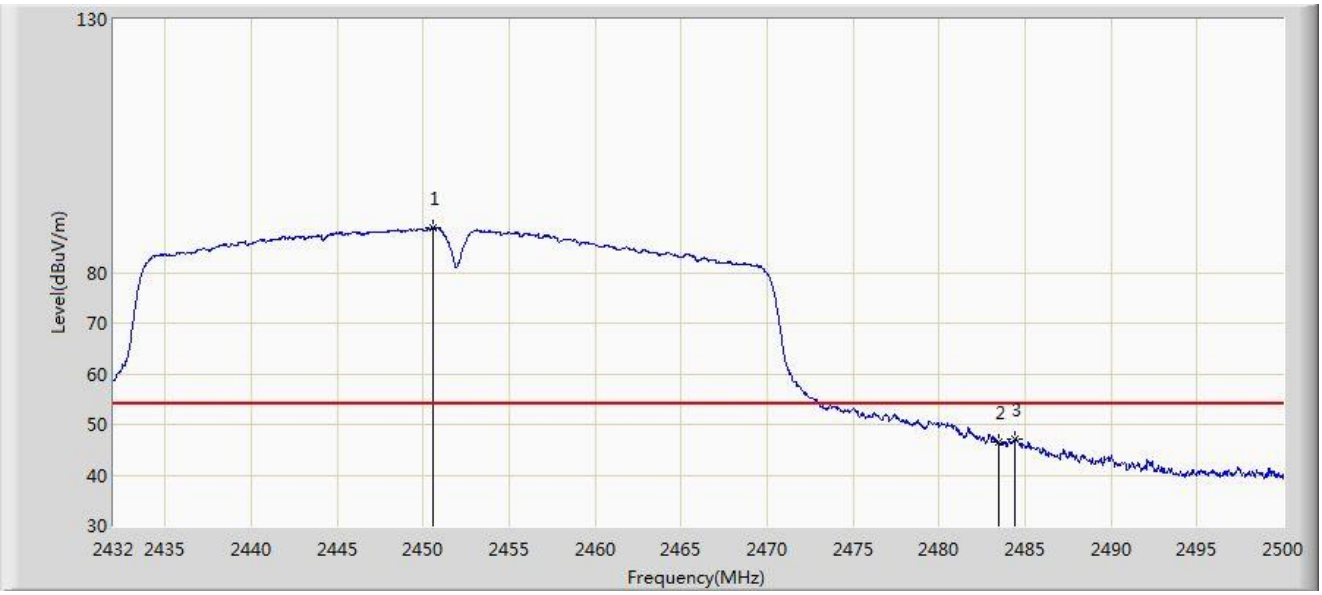

No	Flag	Mark	Frequency (MHz)	Measure Level (dBμV/m)	Reading Level (dBμV)	Margin (dB)	Limit (dBμV/m)	Factor (dB/m)	Type
1		*	2450.598	88.941	58.009	N/A	N/A	30.933	AV
2			2483.500	46.382	15.361	-7.618	54.000	31.021	AV
3			2484.428	47.154	16.129	-6.846	54.000	31.025	AV

Note: Measure Level (dBμV/m) = Reading Level (dBμV) + Factor (dB)

Factor (dB) = Cable Loss (dB) + Antenna Factor (dB/m)

Site: WZ-AC1	Time: 2021/10/02 - 11:40
Limit: FCC_Part15.209_RE(3m)	Engineer: Tommy Tang
Probe: WZ-AC1_BBHA9120D_1-18GHz	Polarity: Vertical
EUT: mobile satellite communication terminal	Power: AC 120V/60Hz
Test Mode: Transmit by 802.11n-HT40 at Channel 2452MHz	

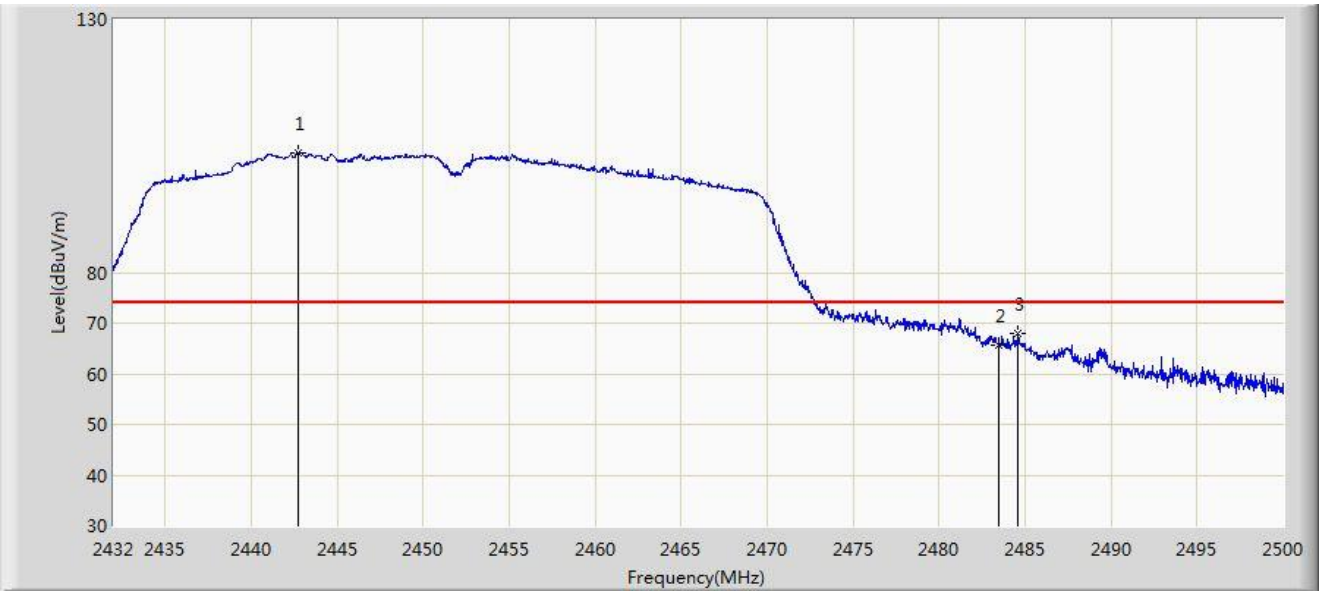

No	Flag	Mark	Frequency (MHz)	Measure Level (dBμV/m)	Reading Level (dBμV)	Margin (dB)	Limit (dBμV/m)	Factor (dB/m)	Type
1		*	2442.778	103.761	72.851	N/A	N/A	30.910	PK
2			2483.500	65.648	34.627	-8.352	74.000	31.021	PK
3			2484.598	67.927	36.902	-6.073	74.000	31.025	PK

Note: Measure Level (dBμV/m) = Reading Level (dBμV) + Factor (dB)

Factor (dB) = Cable Loss (dB) + Antenna Factor (dB/m)

Site: WZ-AC1	Time: 2021/10/02 - 11:29
Limit: FCC_Part15.209_RE(3m)	Engineer: Tommy Tang
Probe: WZ-AC1_BBHA9120D_1-18GHz	Polarity: Vertical
EUT: mobile satellite communication terminal	Power: AC 120V/60Hz
Test Mode: Transmit by 802.11n-HT40 at Channel 2452MHz	

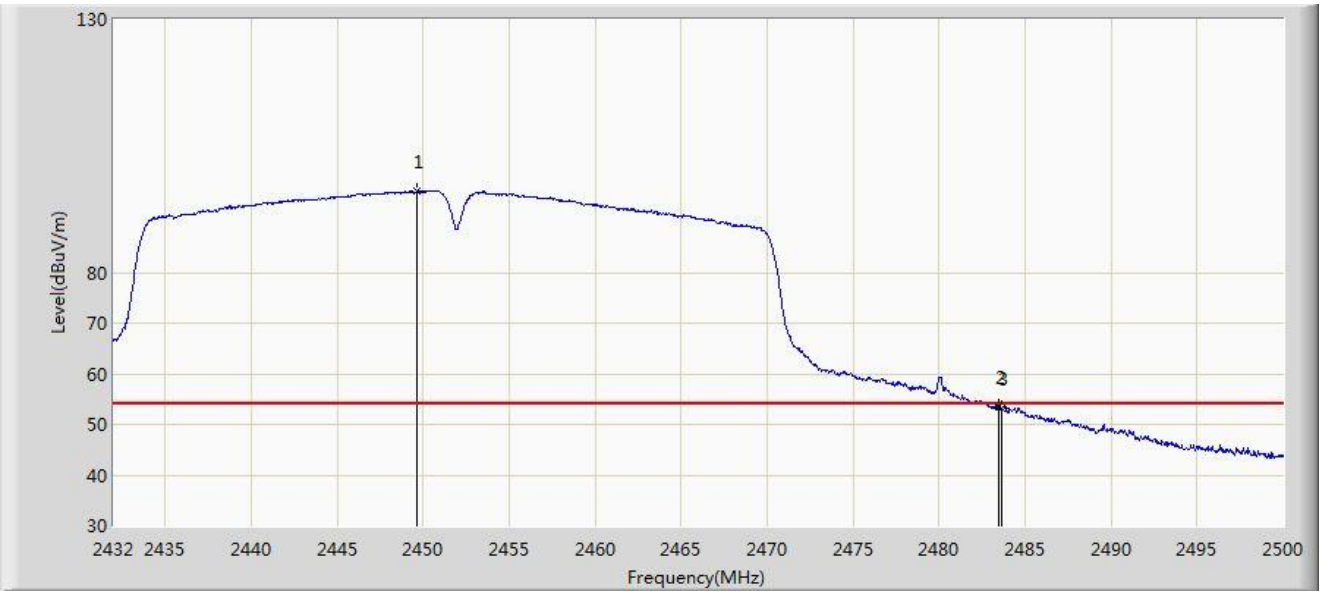

No	Flag	Mark	Frequency (MHz)	Measure Level (dBμV/m)	Reading Level (dBμV)	Margin (dB)	Limit (dBμV/m)	Factor (dB/m)	Type
1		*	2449.646	96.009	65.079	N/A	N/A	30.930	AV
2			2483.500	53.342	22.321	-0.658	54.000	31.021	AV
3			2483.680	53.322	22.301	-0.678	54.000	31.021	AV

Note: Measure Level (dBμV/m) = Reading Level (dBμV) + Factor (dB)

Factor (dB) = Cable Loss (dB) + Antenna Factor (dB/m)

A.7 AC Conducted Emissions Test Result

Site: WZ-SR2	Time: 2021/12/02 - 16:35
Limit: FCC_Part15.207_CE_AC Power	Engineer: Helen Han
Probe: ENV216_101683_Filter Off	Polarity: Line
EUT: mobile satellite communication terminal	Power: AC 120V/60Hz
Test Mode: Transmit by 802.11b at channel 2437MHz	

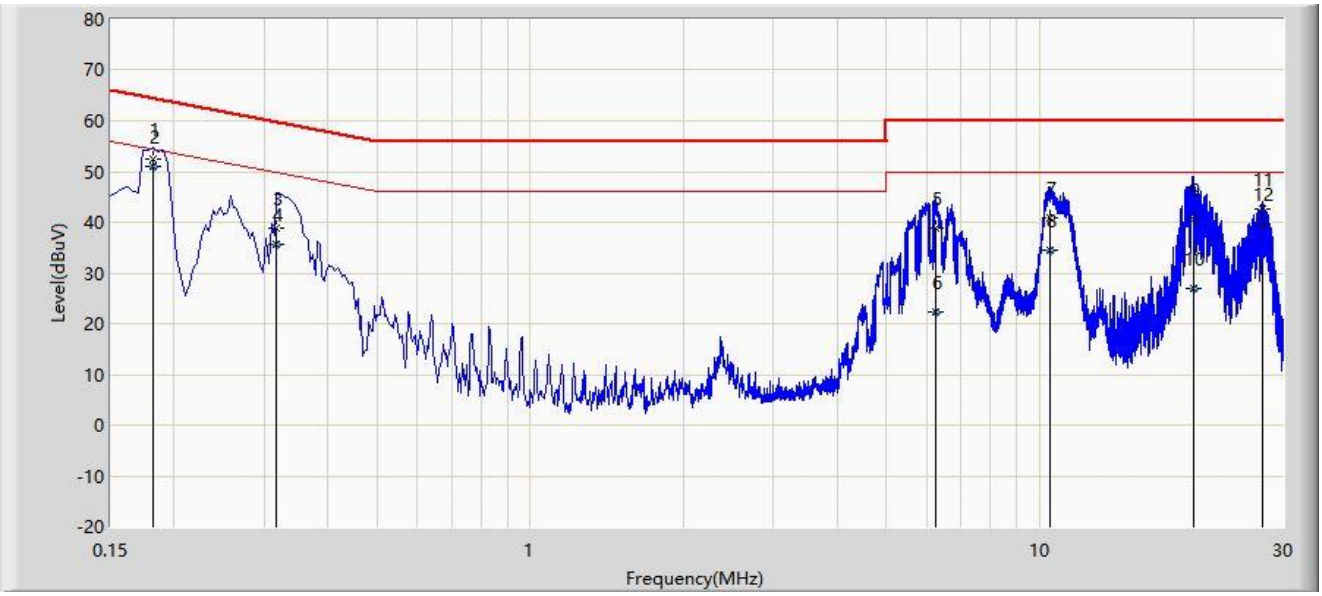

No	Flag	Mark	Frequency (MHz)	Measure Level (dBμV)	Reading Level (dBμV)	Margin (dB)	Limit (dBμV)	Factor (dB)	Type
1			0.182	52.458	42.628	-11.935	64.394	9.830	QP
2		*	0.182	51.078	41.248	-3.316	54.394	9.830	AV
3			0.318	38.974	29.141	-20.785	59.759	9.834	QP
4			0.318	35.550	25.717	-14.209	49.759	9.834	AV
5			6.226	38.978	28.581	-21.022	60.000	10.397	QP
6			6.226	22.378	11.980	-27.622	50.000	10.397	AV
7			10.498	40.815	30.299	-19.185	60.000	10.516	QP
8			10.498	34.517	24.001	-15.483	50.000	10.516	AV
9			19.990	40.637	29.877	-19.363	60.000	10.760	QP
10			19.990	27.050	16.290	-22.950	50.000	10.760	AV
11			27.402	42.635	31.740	-17.365	60.000	10.895	QP
12			27.402	39.831	28.936	-10.169	50.000	10.895	AV

Note: Measure Level (dBμV) = Reading Level (dBμV) + Factor (dB)

Factor (dB) = Cable Loss (dB) + LISN Factor (dB)

Site: WZ-SR2	Time: 2021/12/02 - 16:44
Limit: FCC_Part15.207_CE_AC Power	Engineer: Helen Han
Probe: ENV216_101683_Filter Off	Polarity: Neutral
EUT: mobile satellite communication terminal	Power: AC 120V/60Hz
Test Mode: Transmit by 802.11b at channel 2437MHz	

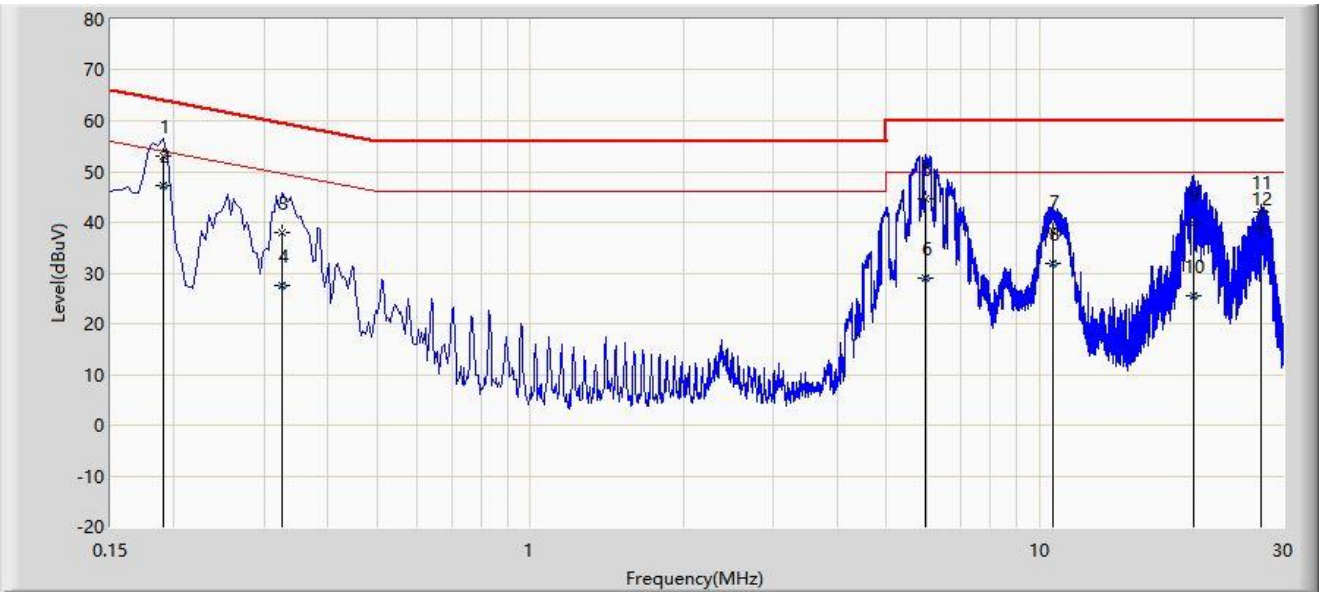

No	Flag	Mark	Frequency (MHz)	Measure Level (dBμV)	Reading Level (dBμV)	Margin (dB)	Limit (dBμV)	Factor (dB)	Type
1			0.190	52.927	43.115	-11.110	64.037	9.812	QP
2		*	0.190	47.346	37.534	-6.691	54.037	9.812	AV
3			0.326	37.858	28.039	-21.695	59.552	9.818	QP
4			0.326	27.641	17.823	-21.912	49.552	9.818	AV
5			5.950	44.707	34.333	-15.293	60.000	10.374	QP
6			5.950	28.861	18.487	-21.139	50.000	10.374	AV
7			10.622	38.221	27.715	-21.779	60.000	10.506	QP
8			10.622	31.869	21.363	-18.131	50.000	10.506	AV
9			19.986	39.568	28.908	-20.432	60.000	10.660	QP
10			19.986	25.454	14.794	-24.546	50.000	10.660	AV
11			27.162	42.124	31.180	-17.876	60.000	10.944	QP
12			27.162	38.702	27.758	-11.298	50.000	10.944	AV

Note: Measure Level (dBμV) = Reading Level (dBμV) + Factor (dB)

Factor (dB) = Cable Loss (dB) + LISN Factor (dB)

Appendix B – Test Setup Photograph

Refer to “2107RSU044-UT” file.

Appendix C – EUT Photograph

Refer to “2107RSU44-UE” file.

The End