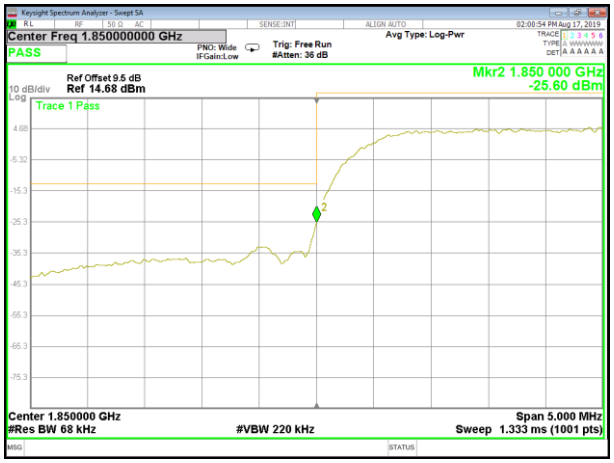

B2_WCDMA_Lower_Band edge

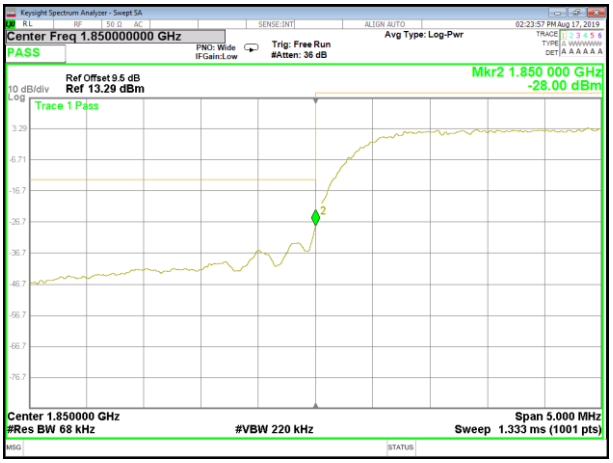

B2_HSDPA_Lower_Band edge

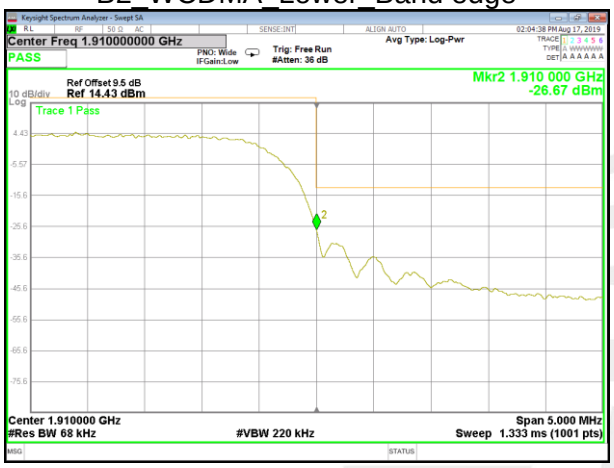

B2_WCDMA_Higher_Band edge

B2_HSDPA_Higher_Band edge

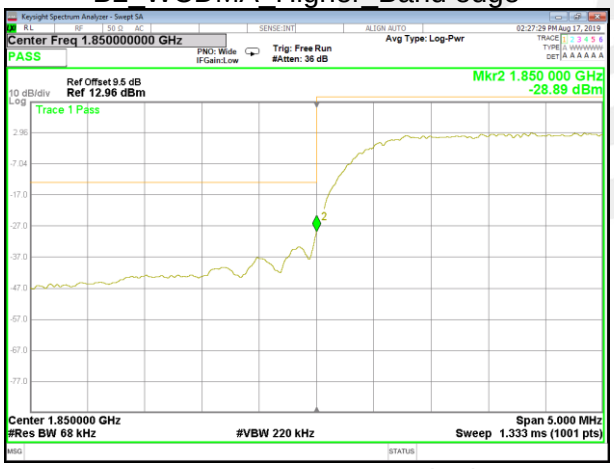

B2_HSUPA_Lower_Band edge

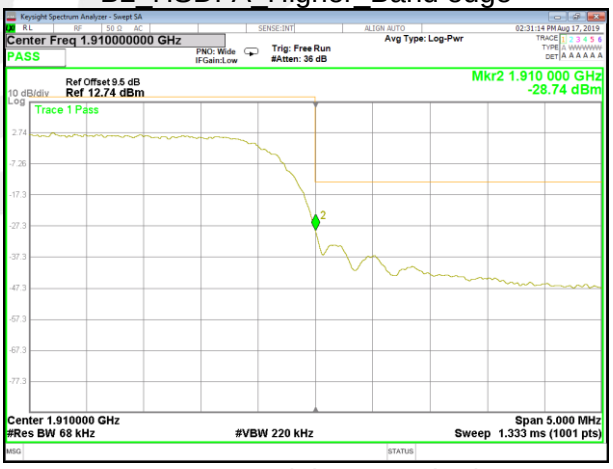

B2_HSUPA_Higher_Band edge

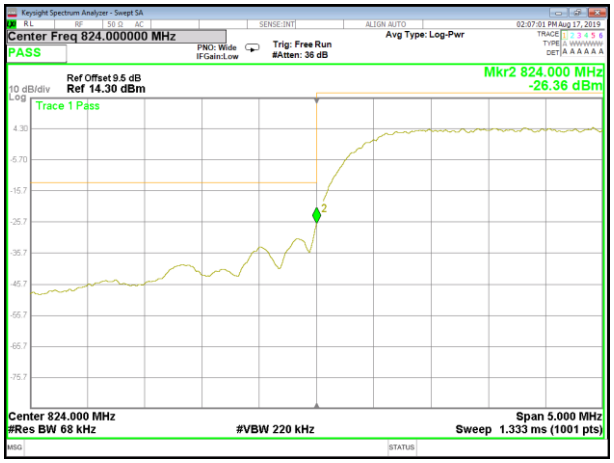

B5_WCDMA_Lower_Band edge

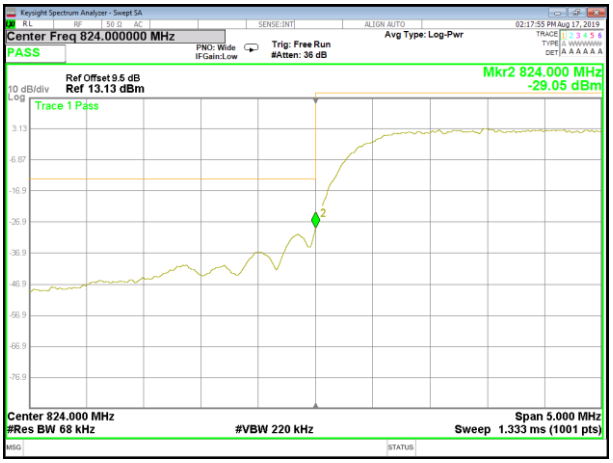

B5_HSDPA_Lower_Band edge

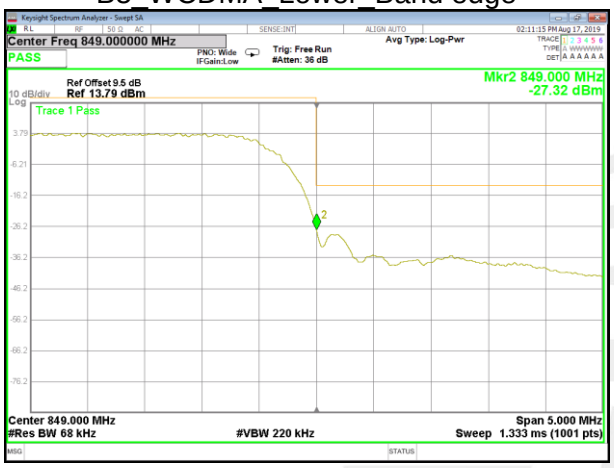

B5_WCDMA_Higher_Band edge

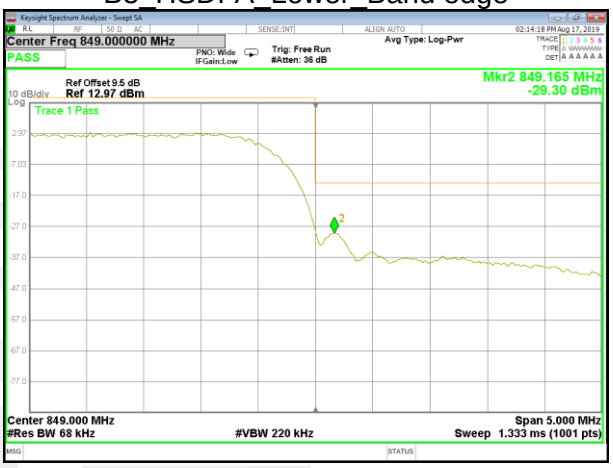

B5_HSDPA_Higher_Band edge

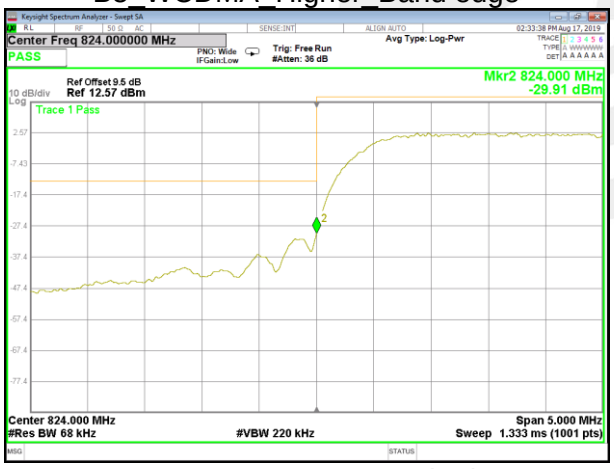

B5_HSUPA_Lower_Band edge

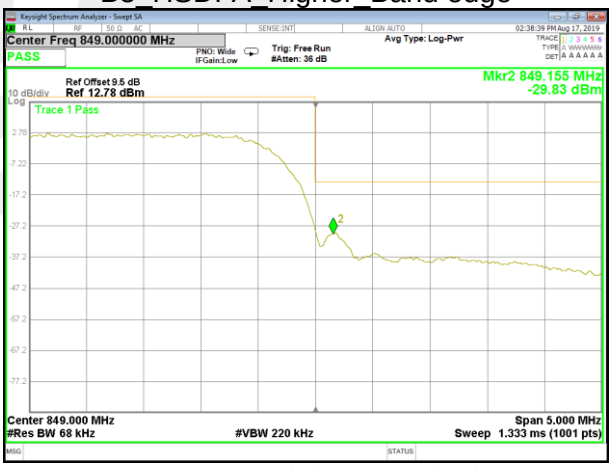

B5_HSUPA_Higher_Band edge

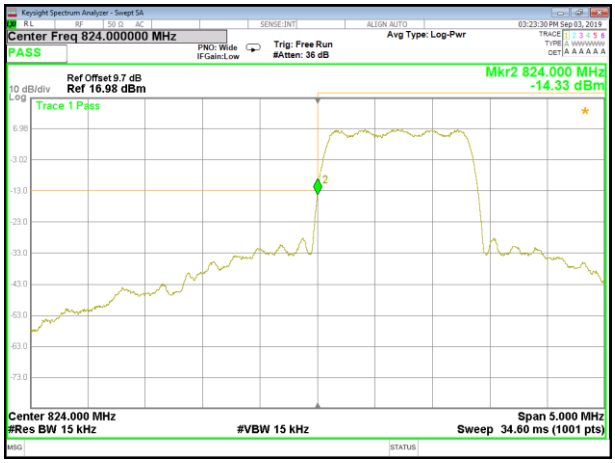

BC0_CDMA_Lower_Band edge

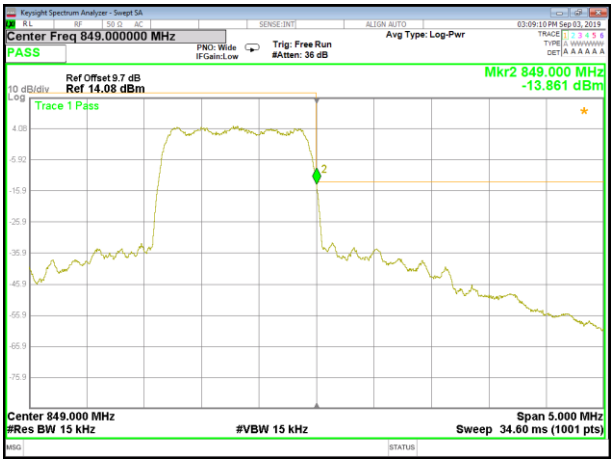

BC0_CDMA _Higher_Band edge

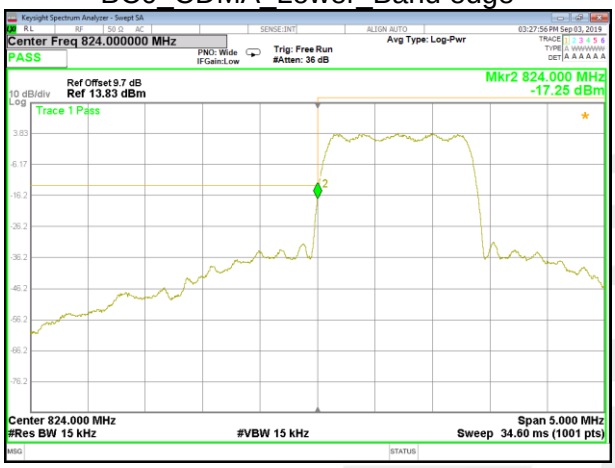

BC0_EVDO_Lower_Band edge

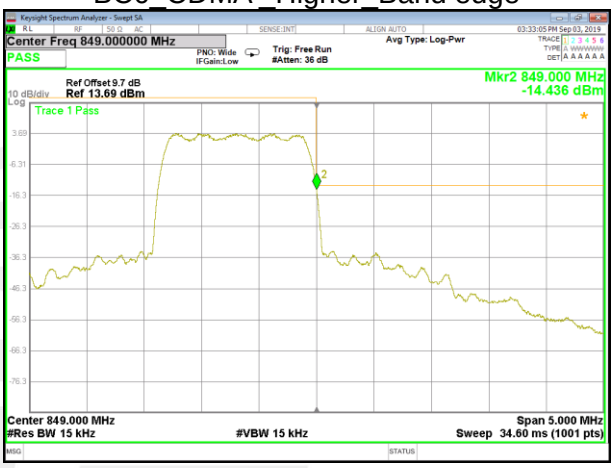

BC0_EVDO_Higher_Band edge

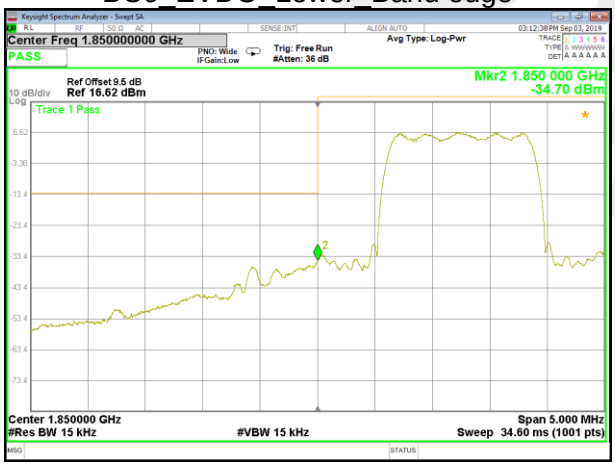

BC1_CDMA_Lower_Band edge

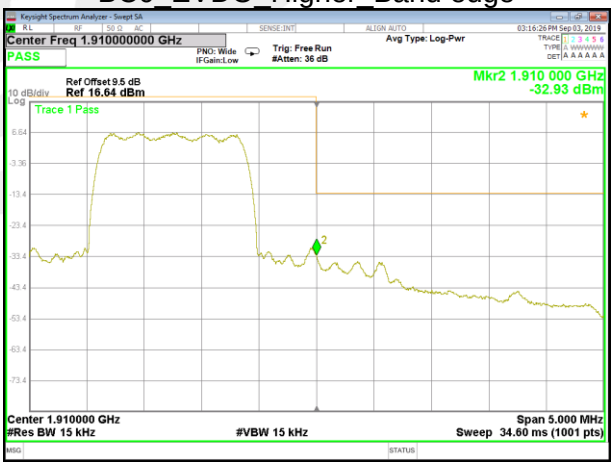

BC1_CDMA _Higher_Band edge

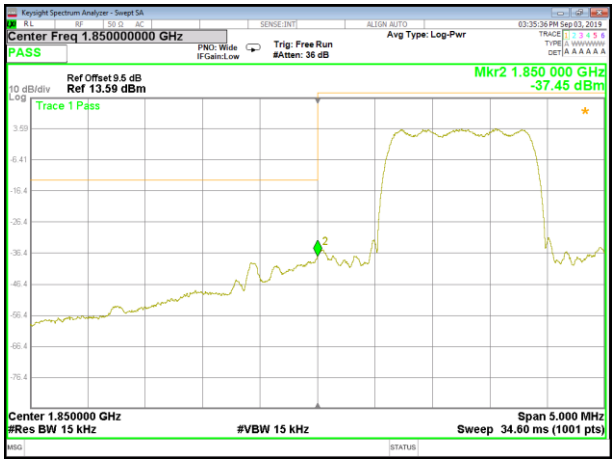

BC1_EVDO_Lower_Band edge

BC1_EVDO_Higher_Band edge

A8. FIELD STRENGTH OF SPURIOUS RADIATION MEASUREMENT

Note: (1) Below 30MHz no Spurious found is the worst condition.

(2) Above 3.5GHz amplitude of spurious emissions which are attenuated by more than 20dB below the permissible value

(3)Test is divided into three directions, X/Y/Z. X pattern for the worst.

GSM 850: (30-9000)MHz							
The Worst Test Results Channel 128/824.2 MHz							
Frequency(MHz)	S G.Lev (dBm)	Ant(dBi)	Loss	PMea (dBm)	Limit (dBm)	Margin (dBm)	Polarity
1648.42	-40.67	9.40	4.75	-36.02	-13.00	-23.02	H
2472.25	-39.76	10.60	8.39	-37.55	-13.00	-24.55	H
3296.75	-31.56	12.00	11.79	-31.35	-13.00	-18.35	H
1648.30	-43.23	9.40	4.75	-38.58	-13.00	-25.58	V
2472.25	-44.14	10.60	8.39	-41.93	-13.00	-28.93	V
3296.65	-42.84	12.00	11.79	-42.63	-13.00	-29.63	V
The Worst Test Results Channel 190/836.6 MHz							
Frequency(MHz)	S G.Lev (dBm)	Ant(dBi)	Loss	PMea (dBm)	Limit (dBm)	Margin (dBm)	Polarity
1673.08	-41.41	9.50	4.76	-36.67	-13.00	-23.67	H
2509.79	-40.39	10.70	8.40	-38.09	-13.00	-25.09	H
3346.14	-32.11	12.20	11.80	-31.71	-13.00	-18.71	H
1673.02	-43.93	9.40	4.75	-39.28	-13.00	-26.28	V
2509.55	-44.85	10.60	8.39	-42.64	-13.00	-29.64	V
3346.44	-42.82	12.20	11.82	-42.44	-13.00	-29.44	V
The Worst Test Results Channel 251/848.8 MHz							
Frequency(MHz)	S G.Lev (dBm)	Ant(dBi)	Loss	PMea (dBm)	Limit (dBm)	Margin (dBm)	Polarity
1697.31	-41.61	9.60	4.77	-36.78	-13.00	-23.78	H
2546.39	-39.99	10.80	8.50	-37.69	-13.00	-24.69	H
3395.18	-32.26	12.50	11.90	-31.66	-13.00	-18.66	H
1697.43	-43.44	9.60	4.77	-38.61	-13.00	-25.61	V
2546.29	-45.25	10.80	8.50	-42.95	-13.00	-29.95	V
3395.07	-42.63	12.50	11.90	-42.03	-13.00	-29.03	V

GPRS 850: (30-9000)MHz							
The Worst Test Results Channel 128/824.2 MHz							
Frequency(MHz)	S G.Lev (dBm)	Ant(dBi)	Loss	PMea (dBm)	Limit (dBm)	Margin (dBm)	Polarity
1648.37	-40.53	9.40	4.75	-35.88	-13.00	-22.88	H
2472.49	-40.19	10.60	8.39	-37.98	-13.00	-24.98	H
3296.63	-31.94	12.00	11.79	-31.73	-13.00	-18.73	H
1648.19	-44.56	9.40	4.75	-39.91	-13.00	-26.91	V
2472.35	-45.15	10.60	8.39	-42.94	-13.00	-29.94	V
3296.60	-43.02	12.00	11.79	-42.81	-13.00	-29.81	V
The Worst Test Results Channel 190/836.6 MHz							
Frequency(MHz)	S G.Lev (dBm)	Ant(dBi)	Loss	PMea (dBm)	Limit (dBm)	Margin (dBm)	Polarity
1673.25	-40.34	9.50	4.76	-35.60	-13.00	-22.60	H
2509.61	-39.91	10.70	8.40	-37.61	-13.00	-24.61	H
3346.09	-31.82	12.20	11.80	-31.42	-13.00	-18.42	H
1673.11	-43.78	9.40	4.75	-39.13	-13.00	-26.13	V
2509.48	-44.71	10.60	8.39	-42.50	-13.00	-29.50	V
3346.43	-43.55	12.20	11.82	-43.17	-13.00	-30.17	V
The Worst Test Results Channel 251/848.8 MHz							
Frequency(MHz)	S G.Lev (dBm)	Ant(dBi)	Loss	PMea (dBm)	Limit (dBm)	Margin (dBm)	Polarity
1697.65	-40.30	9.60	4.77	-35.47	-13.00	-22.47	H
2546.33	-39.77	10.80	8.50	-37.47	-13.00	-24.47	H
3395.18	-30.89	12.50	11.90	-30.29	-13.00	-17.29	H
1697.20	-43.91	9.60	4.77	-39.08	-13.00	-26.08	V
2546.54	-44.75	10.80	8.50	-42.45	-13.00	-29.45	V
3395.20	-43.93	12.50	11.90	-43.33	-13.00	-30.33	V

EGPRS 850: (30-9000)MHz							
The Worst Test Results Channel 128/824.2 MHz							
Frequency(MHz)	S G.Lev (dBm)	Ant(dBi)	Loss	PMea (dBm)	Limit (dBm)	Margin (dBm)	Polarity
1648.10	-41.45	9.40	4.75	-36.80	-13.00	-23.80	H
2472.69	-40.29	10.60	8.39	-38.08	-13.00	-25.08	H
3296.68	-31.94	12.00	11.79	-31.73	-13.00	-18.73	H
1648.32	-44.01	9.40	4.75	-39.36	-13.00	-26.36	V
2472.62	-44.45	10.60	8.39	-42.24	-13.00	-29.24	V
3296.52	-42.91	12.00	11.79	-42.70	-13.00	-29.70	V
The Worst Test Results Channel 190/836.6 MHz							
Frequency(MHz)	S G.Lev (dBm)	Ant(dBi)	Loss	PMea (dBm)	Limit (dBm)	Margin (dBm)	Polarity
1673.22	-40.35	9.50	4.76	-35.61	-13.00	-22.61	H
2509.88	-40.43	10.70	8.40	-38.13	-13.00	-25.13	H
3346.26	-32.32	12.20	11.80	-31.92	-13.00	-18.92	H
1673.06	-43.76	9.40	4.75	-39.11	-13.00	-26.11	V
2509.43	-45.00	10.60	8.39	-42.79	-13.00	-29.79	V
3346.43	-43.60	12.20	11.82	-43.22	-13.00	-30.22	V
The Worst Test Results Channel 251/848.8 MHz							
Frequency(MHz)	S G.Lev (dBm)	Ant(dBi)	Loss	PMea (dBm)	Limit (dBm)	Margin (dBm)	Polarity
1697.38	-40.79	9.60	4.77	-35.96	-13.00	-22.96	H
2546.16	-40.29	10.80	8.50	-37.99	-13.00	-24.99	H
3394.90	-31.15	12.50	11.90	-30.55	-13.00	-17.55	H
1697.38	-44.14	9.60	4.77	-39.31	-13.00	-26.31	V
2546.32	-44.77	10.80	8.50	-42.47	-13.00	-29.47	V
3394.95	-43.50	12.50	11.90	-42.90	-13.00	-29.90	V

DCS 1900: (30-20000)MHz							
The Worst Test Results for Channel 512/1850.2MHz							
Frequency(MHz)	S G.Lev (dBm)	Ant(dBi)	Loss	PMea (dBm)	Limit (dBm)	Margin (dBm)	Polarity
3700.36	-34.27	12.60	12.93	-34.60	-13.00	-21.60	H
5550.58	-35.05	13.10	17.11	-39.06	-13.00	-26.06	H
7400.56	-32.24	11.50	22.20	-42.94	-13.00	-29.94	H
3700.51	-35.74	12.60	12.93	-36.07	-13.00	-23.07	V
5550.66	-34.53	13.10	17.11	-38.54	-13.00	-25.54	V
7400.64	-32.16	11.50	22.20	-42.86	-13.00	-29.86	V
The Worst Test Results for Channel 661/1880.0MHz							
Frequency(MHz)	S G.Lev (dBm)	Ant(dBi)	Loss	PMea (dBm)	Limit (dBm)	Margin (dBm)	Polarity
3759.98	-34.28	12.60	12.93	-34.61	-13.00	-21.61	H
5640.26	-34.61	13.10	17.11	-38.62	-13.00	-25.62	H
7519.91	-33.55	11.50	22.20	-44.25	-13.00	-31.25	H
3760.20	-34.91	12.60	12.93	-35.24	-13.00	-22.24	V
5640.19	-34.16	13.10	17.11	-38.17	-13.00	-25.17	V
7520.26	-32.47	11.50	22.20	-43.17	-13.00	-30.17	V
The Worst Test Results for Channel 810/1909.8MHz							
Frequency(MHz)	S G.Lev (dBm)	Ant(dBi)	Loss	PMea (dBm)	Limit (dBm)	Margin (dBm)	Polarity
3819.60	-33.70	12.60	12.93	-34.03	-13.00	-21.03	H
5729.44	-35.43	13.10	17.11	-39.44	-13.00	-26.44	H
7639.03	-32.94	11.50	22.20	-43.64	-13.00	-30.64	H
3819.73	-35.49	12.60	12.93	-35.82	-13.00	-22.82	V
5729.08	-34.95	13.10	17.11	-38.96	-13.00	-25.96	V
7639.27	-32.07	11.50	22.20	-42.77	-13.00	-29.77	V

GPRS1900: (30-20000)MHz							
The Worst Test Results for Channel 512/1850.2MHz							
Frequency(MHz)	S G.Lev (dBm)	Ant(dBi)	Loss	PMea (dBm)	Limit (dBm)	Margin (dBm)	Polarity
3700.11	-33.84	12.60	12.93	-34.17	-13.00	-21.17	H
5550.50	-35.14	13.10	17.11	-39.15	-13.00	-26.15	H
7400.47	-33.35	11.50	22.20	-44.05	-13.00	-31.05	H
3700.51	-35.09	12.60	12.93	-35.42	-13.00	-22.42	V
5550.44	-35.05	13.10	17.11	-39.06	-13.00	-26.06	V
7400.69	-32.65	11.50	22.20	-43.35	-13.00	-30.35	V
The Worst Test Results for Channel 661/1880.0MHz							
Frequency(MHz)	S G.Lev (dBm)	Ant(dBi)	Loss	PMea (dBm)	Limit (dBm)	Margin (dBm)	Polarity
3759.93	-34.48	12.60	12.93	-34.81	-13.00	-21.81	H
5640.16	-34.35	13.10	17.11	-38.36	-13.00	-25.36	H
7519.83	-33.52	11.50	22.20	-44.22	-13.00	-31.22	H
3760.29	-34.64	12.60	12.93	-34.97	-13.00	-21.97	V
5640.03	-34.51	13.10	17.11	-38.52	-13.00	-25.52	V
7520.10	-32.72	11.50	22.20	-43.42	-13.00	-30.42	V
The Worst Test Results for Channel 810/1909.8MHz							
Frequency(MHz)	S G.Lev (dBm)	Ant(dBi)	Loss	PMea (dBm)	Limit (dBm)	Margin (dBm)	Polarity
3819.42	-34.75	12.60	12.93	-35.08	-13.00	-22.08	H
5729.46	-34.28	13.10	17.11	-38.29	-13.00	-25.29	H
7639.10	-32.37	11.50	22.20	-43.07	-13.00	-30.07	H
3819.43	-35.48	12.60	12.93	-35.81	-13.00	-22.81	V
5729.08	-34.79	13.10	17.11	-38.80	-13.00	-25.80	V
7639.36	-32.79	11.50	22.20	-43.49	-13.00	-30.49	V

EGPRS 1900: (30-20000)MHz							
The Worst Test Results for Channel 512/1850.2MHz							
Frequency(MHz)	S G.Lev (dBm)	Ant(dBi)	Loss	PMea (dBm)	Limit (dBm)	Margin (dBm)	Polarity
3700.42	-33.52	12.60	12.93	-33.85	-13.00	-20.85	H
5550.34	-34.07	13.10	17.11	-38.08	-13.00	-25.08	H
7400.71	-32.34	11.50	22.20	-43.04	-13.00	-30.04	H
3700.51	-35.71	12.60	12.93	-36.04	-13.00	-23.04	V
5550.67	-33.95	13.10	17.11	-37.96	-13.00	-24.96	V
7400.64	-33.10	11.50	22.20	-43.80	-13.00	-30.80	V
The Worst Test Results for Channel 661/1880.0MHz							
Frequency(MHz)	S G.Lev (dBm)	Ant(dBi)	Loss	PMea (dBm)	Limit (dBm)	Margin (dBm)	Polarity
3760.22	-33.71	12.60	12.93	-34.04	-13.00	-21.04	H
5640.20	-34.83	13.10	17.11	-38.84	-13.00	-25.84	H
7520.27	-33.29	11.50	22.20	-43.99	-13.00	-30.99	H
3759.91	-34.77	12.60	12.93	-35.10	-13.00	-22.10	V
5640.00	-34.02	13.10	17.11	-38.03	-13.00	-25.03	V
7519.96	-32.13	11.50	22.20	-42.83	-13.00	-29.83	V
The Worst Test Results for Channel 810/1909.8MHz							
Frequency(MHz)	S G.Lev (dBm)	Ant(dBi)	Loss	PMea (dBm)	Limit (dBm)	Margin (dBm)	Polarity
3819.41	-34.03	12.60	12.93	-34.36	-13.00	-21.36	H
5729.14	-35.12	13.10	17.11	-39.13	-13.00	-26.13	H
7639.15	-32.85	11.50	22.20	-43.55	-13.00	-30.55	H
3819.31	-35.56	12.60	12.93	-35.89	-13.00	-22.89	V
5729.09	-34.91	13.10	17.11	-38.92	-13.00	-25.92	V
7638.99	-33.01	11.50	22.20	-43.71	-13.00	-30.71	V

WCDMA Band V: (30-9000)MHz							
The wost testresults channel 4132/826.4MHz							
Frequency(MHz)	S G.Lev (dBm)	Ant(dBi)	Loss	PMea (dBm)	Limit (dBm)	Margin (dBm)	Polarity
1652.34	-40.86	9.40	4.75	-36.21	-13.00	-23.21	H
2479.28	-39.87	10.60	8.39	-37.66	-13.00	-24.66	H
3305.82	-31.69	12.00	11.79	-31.48	-13.00	-18.48	H
1652.08	-44.20	9.40	4.75	-39.55	-13.00	-26.55	V
2479.53	-44.49	10.60	8.39	-42.28	-13.00	-29.28	V
3305.46	-43.67	12.00	11.79	-43.46	-13.00	-30.46	V
The Worst Test Results Channel 4183/836.6MHz							
Frequency(MHz)	S G.Lev (dBm)	Ant(dBi)	Loss	PMea (dBm)	Limit (dBm)	Margin (dBm)	Polarity
1673.28	-41.06	9.50	4.76	-36.32	-13.00	-23.32	H
2509.85	-39.32	10.70	8.40	-37.02	-13.00	-24.02	H
3346.30	-31.05	12.20	11.80	-30.65	-13.00	-17.65	H
1673.01	-44.17	9.40	4.75	-39.52	-13.00	-26.52	V
2509.81	-44.70	10.60	8.39	-42.49	-13.00	-29.49	V
3346.40	-43.37	12.20	11.82	-42.99	-13.00	-29.99	V
The Worst Test Results Channel 4233/846.6MHz							
Frequency(MHz)	S G.Lev (dBm)	Ant(dBi)	Loss	PMea (dBm)	Limit (dBm)	Margin (dBm)	Polarity
1693.49	-41.34	9.60	4.77	-36.51	-13.00	-23.51	H
2539.54	-39.46	10.80	8.50	-37.16	-13.00	-24.16	H
3386.26	-30.92	12.50	11.90	-30.32	-13.00	-17.32	H
1693.42	-44.32	9.60	4.77	-39.49	-13.00	-26.49	V
2539.28	-44.50	10.80	8.50	-42.20	-13.00	-29.20	V
3385.84	-42.59	12.50	11.90	-41.99	-13.00	-28.99	V

HSUPA Band V: (30-9000)MHz							
The wost testresults channel 4132/826.4MHz							
Frequency(MHz)	S G.Lev (dBm)	Ant(dBi)	Loss	PMea (dBm)	Limit (dBm)	Margin (dBm)	Polarity
1652.06	-40.92	9.40	4.75	-36.27	-13.00	-23.27	H
2479.44	-40.37	10.60	8.39	-38.16	-13.00	-25.16	H
3305.87	-31.99	12.00	11.79	-31.78	-13.00	-18.78	H
1652.34	-43.43	9.40	4.75	-38.78	-13.00	-25.78	V
2479.62	-45.09	10.60	8.39	-42.88	-13.00	-29.88	V
3305.61	-42.81	12.00	11.79	-42.60	-13.00	-29.60	V
The Worst Test Results Channel 4183/836.6MHz							
Frequency(MHz)	S G.Lev (dBm)	Ant(dBi)	Loss	PMea (dBm)	Limit (dBm)	Margin (dBm)	Polarity
1672.79	-41.20	9.50	4.76	-36.46	-13.00	-23.46	H
2509.59	-39.64	10.70	8.40	-37.34	-13.00	-24.34	H
3346.20	-31.80	12.20	11.80	-31.40	-13.00	-18.40	H
1673.21	-43.76	9.40	4.75	-39.11	-13.00	-26.11	V
2509.58	-44.40	10.60	8.39	-42.19	-13.00	-29.19	V
3346.38	-43.59	12.20	11.82	-43.21	-13.00	-30.21	V
The Worst Test Results Channel 4233/846.6MHz							
Frequency(MHz)	S G.Lev (dBm)	Ant(dBi)	Loss	PMea (dBm)	Limit (dBm)	Margin (dBm)	Polarity
1693.19	-41.20	9.60	4.77	-36.37	-13.00	-23.37	H
2539.42	-40.15	10.80	8.50	-37.85	-13.00	-24.85	H
3386.27	-31.02	12.50	11.90	-30.42	-13.00	-17.42	H
1693.46	-43.90	9.60	4.77	-39.07	-13.00	-26.07	V
2539.19	-45.10	10.80	8.50	-42.80	-13.00	-29.80	V
3386.26	-43.58	12.50	11.90	-42.98	-13.00	-29.98	V

HSDPA Band V: (30-9000)MHz							
The wost testresults channel 4132/826.4MHz							
Frequency(MHz)	S G.Lev (dBm)	Ant(dBi)	Loss	PMea (dBm)	Limit (dBm)	Margin (dBm)	Polarity
1652.18	-40.76	9.40	4.75	-36.11	-13.00	-23.11	H
2479.51	-40.20	10.60	8.39	-37.99	-13.00	-24.99	H
3305.68	-32.27	12.00	11.79	-32.06	-13.00	-19.06	H
1652.01	-44.22	9.40	4.75	-39.57	-13.00	-26.57	V
2479.48	-44.26	10.60	8.39	-42.05	-13.00	-29.05	V
3305.92	-43.39	12.00	11.79	-43.18	-13.00	-30.18	V
The Worst Test Results Channel 4183/836.6MHz							
Frequency(MHz)	S G.Lev (dBm)	Ant(dBi)	Loss	PMea (dBm)	Limit (dBm)	Margin (dBm)	Polarity
1673.28	-41.15	9.50	4.76	-36.41	-13.00	-23.41	H
2509.44	-40.51	10.70	8.40	-38.21	-13.00	-25.21	H
3346.05	-31.80	12.20	11.80	-31.40	-13.00	-18.40	H
1673.18	-44.40	9.40	4.75	-39.75	-13.00	-26.75	V
2509.83	-44.60	10.60	8.39	-42.39	-13.00	-29.39	V
3345.99	-43.83	12.20	11.82	-43.45	-13.00	-30.45	V
The Worst Test Results Channel 4233/846.6MHz							
Frequency(MHz)	S G.Lev (dBm)	Ant(dBi)	Loss	PMea (dBm)	Limit (dBm)	Margin (dBm)	Polarity
1693.53	-40.72	9.60	4.77	-35.89	-13.00	-22.89	H
2539.40	-40.60	10.80	8.50	-38.30	-13.00	-25.30	H
3386.05	-30.97	12.50	11.90	-30.37	-13.00	-17.37	H
1693.61	-43.45	9.60	4.77	-38.62	-13.00	-25.62	V
2539.30	-44.40	10.80	8.50	-42.10	-13.00	-29.10	V
3386.02	-42.64	12.50	11.90	-42.04	-13.00	-29.04	V

WCDMA Band II: (30-20000)MHz							
The Worst Test Results for Channel 9262/1852.4MHz							
Frequency(MHz)	S G.Lev (dBm)	Ant(dBi)	Loss	PMea (dBm)	Limit (dBm)	Margin (dBm)	Polarity
3704.45	-33.87	12.60	12.93	-34.20	-13.00	-21.20	H
5557.24	-35.48	13.10	17.11	-39.49	-13.00	-26.49	H
7409.73	-33.10	11.50	22.20	-43.80	-13.00	-30.80	H
3704.27	-35.39	12.60	12.93	-35.72	-13.00	-22.72	V
5557.44	-34.46	13.10	17.11	-38.47	-13.00	-25.47	V
7409.69	-32.94	11.50	22.20	-43.64	-13.00	-30.64	V
The Worst Test Results for Channel 9400/1880MHz							
Frequency(MHz)	S G.Lev (dBm)	Ant(dBi)	Loss	PMea (dBm)	Limit (dBm)	Margin (dBm)	Polarity
3759.92	-34.57	12.60	12.93	-34.90	-13.00	-21.90	H
5640.11	-34.49	13.10	17.11	-38.50	-13.00	-25.50	H
7520.29	-33.51	11.50	22.20	-44.21	-13.00	-31.21	H
3760.12	-35.32	12.60	12.93	-35.65	-13.00	-22.65	V
5640.22	-34.16	13.10	17.11	-38.17	-13.00	-25.17	V
7520.29	-32.08	11.50	22.20	-42.78	-13.00	-29.78	V
The Worst Test Results for Channel 9538/1907.6MHz							
Frequency(MHz)	S G.Lev (dBm)	Ant(dBi)	Loss	PMea (dBm)	Limit (dBm)	Margin (dBm)	Polarity
3815.31	-33.95	12.60	12.93	-34.28	-13.00	-21.28	H
5722.17	-34.92	13.10	17.11	-38.93	-13.00	-25.93	H
7629.86	-32.74	11.50	22.20	-43.44	-13.00	-30.44	H
3815.67	-34.60	12.60	12.93	-34.93	-13.00	-21.93	V
5722.50	-33.83	13.10	17.11	-37.84	-13.00	-24.84	V
7630.26	-32.34	11.50	22.20	-43.04	-13.00	-30.04	V

HSUPA Band II: (30-20000)MHz							
The Worst Test Results for Channel 9262/1852.4MHz							
Frequency(MHz)	S G.Lev (dBm)	Ant(dBi)	Loss	PMea (dBm)	Limit (dBm)	Margin (dBm)	Polarity
3704.41	-34.79	12.60	12.93	-35.12	-13.00	-22.12	H
5557.22	-34.32	13.10	17.11	-38.33	-13.00	-25.33	H
7409.50	-33.35	11.50	22.20	-44.05	-13.00	-31.05	H
3704.38	-35.42	12.60	12.93	-35.75	-13.00	-22.75	V
5557.44	-35.24	13.10	17.11	-39.25	-13.00	-26.25	V
7409.94	-31.95	11.50	22.20	-42.65	-13.00	-29.65	V
The Worst Test Results for Channel 9400/1880MHz							
Frequency(MHz)	S G.Lev (dBm)	Ant(dBi)	Loss	PMea (dBm)	Limit (dBm)	Margin (dBm)	Polarity
3759.79	-33.83	12.60	12.93	-34.16	-13.00	-21.16	H
5640.30	-34.91	13.10	17.11	-38.92	-13.00	-25.92	H
7520.24	-33.19	11.50	22.20	-43.89	-13.00	-30.89	H
3759.91	-34.98	12.60	12.93	-35.31	-13.00	-22.31	V
5640.24	-34.35	13.10	17.11	-38.36	-13.00	-25.36	V
7519.86	-32.06	11.50	22.20	-42.76	-13.00	-29.76	V
The Worst Test Results for Channel 9538/1907.6MHz							
Frequency(MHz)	S G.Lev (dBm)	Ant(dBi)	Loss	PMea (dBm)	Limit (dBm)	Margin (dBm)	Polarity
3815.26	-33.50	12.60	12.93	-33.83	-13.00	-20.83	H
5722.32	-35.01	13.10	17.11	-39.02	-13.00	-26.02	H
7630.01	-32.57	11.50	22.20	-43.27	-13.00	-30.27	H
3815.67	-35.52	12.60	12.93	-35.85	-13.00	-22.85	V
5722.28	-34.40	13.10	17.11	-38.41	-13.00	-25.41	V
7630.12	-32.06	11.50	22.20	-42.76	-13.00	-29.76	V

HSDPA Band II: (30-20000)MHz							
The Worst Test Results for Channel 9262/1852.4MHz							
Frequency(MHz)	S G.Lev (dBm)	Ant(dBi)	Loss	PMea (dBm)	Limit (dBm)	Margin (dBm)	Polarity
3704.37	-34.81	12.60	12.93	-35.14	-13.00	-22.14	H
5557.26	-34.24	13.10	17.11	-38.25	-13.00	-25.25	H
7409.53	-32.77	11.50	22.20	-43.47	-13.00	-30.47	H
3704.40	-35.32	12.60	12.93	-35.65	-13.00	-22.65	V
5557.58	-34.02	13.10	17.11	-38.03	-13.00	-25.03	V
7409.76	-32.65	11.50	22.20	-43.35	-13.00	-30.35	V
The Worst Test Results for Channel 9400/1880MHz							
Frequency(MHz)	S G.Lev (dBm)	Ant(dBi)	Loss	PMea (dBm)	Limit (dBm)	Margin (dBm)	Polarity
3760.09	-33.66	12.60	12.93	-33.99	-13.00	-20.99	H
5640.01	-34.63	13.10	17.11	-38.64	-13.00	-25.64	H
7520.02	-33.08	11.50	22.20	-43.78	-13.00	-30.78	H
3760.34	-35.32	12.60	12.93	-35.65	-13.00	-22.65	V
5639.92	-35.23	13.10	17.11	-39.24	-13.00	-26.24	V
7520.06	-32.11	11.50	22.20	-42.81	-13.00	-29.81	V
The Worst Test Results for Channel 9538/1907.6MHz							
Frequency(MHz)	S G.Lev (dBm)	Ant(dBi)	Loss	PMea (dBm)	Limit (dBm)	Margin (dBm)	Polarity
3815.62	-34.36	12.60	12.93	-34.69	-13.00	-21.69	H
5722.34	-35.34	13.10	17.11	-39.35	-13.00	-26.35	H
7630.21	-32.98	11.50	22.20	-43.68	-13.00	-30.68	H
3815.39	-35.64	12.60	12.93	-35.97	-13.00	-22.97	V
5722.22	-33.83	13.10	17.11	-37.84	-13.00	-24.84	V
7630.08	-32.08	11.50	22.20	-42.78	-13.00	-29.78	V

CDMA BC0: (30-20000)MHz							
The Worst Test Results for Channel 1013/824.7MHz							
Frequency(MHz)	S G.Lev (dBm)	Ant(dBi)	Loss	PMea (dBm)	Limit (dBm)	Margin (dBm)	Polarity
1649.34	-34.20	12.90	12.05	-33.35	-13.00	-20.35	H
2474.40	-34.40	12.80	16.27	-37.87	-13.00	-24.87	H
3298.24	-32.42	12.30	20.13	-40.25	-13.00	-27.25	H
1649.29	-35.96	12.90	12.05	-35.11	-13.00	-22.11	V
2474.54	-35.05	12.80	16.27	-38.52	-13.00	-25.52	V
3298.37	-33.09	12.30	20.13	-40.92	-13.00	-27.92	V
The Worst Test Results for Channel 384/836.52MHz							
Frequency(MHz)	S G.Lev (dBm)	Ant(dBi)	Loss	PMea (dBm)	Limit (dBm)	Margin (dBm)	Polarity
1673.82	-34.39	12.90	12.05	-33.54	-13.00	-20.54	H
2509.57	-34.42	12.80	16.27	-37.89	-13.00	-24.89	H
3346.51	-33.58	12.30	20.13	-41.41	-13.00	-28.41	H
1673.62	-34.97	12.90	12.05	-34.12	-13.00	-21.12	V
2509.45	-34.56	12.80	16.27	-38.03	-13.00	-25.03	V
3346.43	-32.31	12.30	20.13	-40.14	-13.00	-27.14	V
The Worst Test Results for Channel 1175/848.31MHz							
Frequency(MHz)	S G.Lev (dBm)	Ant(dBi)	Loss	PMea (dBm)	Limit (dBm)	Margin (dBm)	Polarity
1696.36	-33.88	12.90	12.05	-33.03	-13.00	-20.03	H
2544.06	-34.49	12.80	16.27	-37.96	-13.00	-24.96	H
3393.67	-32.63	12.30	20.13	-40.46	-13.00	-27.46	H
1696.58	-34.53	12.90	12.05	-33.68	-13.00	-20.68	V
2544.34	-33.82	12.80	16.27	-37.29	-13.00	-24.29	V
3393.69	-31.78	12.30	20.13	-39.61	-13.00	-26.61	V

EVDO BC0: (30-20000)MHz							
The Worst Test Results for Channel 1013/824.7MHz							
Frequency(MHz)	S G.Lev (dBm)	Ant(dBi)	Loss	PMea (dBm)	Limit (dBm)	Margin (dBm)	Polarity
1649.66	-33.84	12.90	12.05	-32.99	-13.00	-19.99	H
2474.58	-34.86	12.80	16.27	-38.33	-13.00	-25.33	H
3298.39	-32.54	12.30	20.13	-40.37	-13.00	-27.37	H
1649.54	-35.43	12.90	12.05	-34.58	-13.00	-21.58	V
2474.64	-34.75	12.80	16.27	-38.22	-13.00	-25.22	V
3298.10	-33.00	12.30	20.13	-40.83	-13.00	-27.83	V
The Worst Test Results for Channel 384/836.52MHz							
Frequency(MHz)	S G.Lev (dBm)	Ant(dBi)	Loss	PMea (dBm)	Limit (dBm)	Margin (dBm)	Polarity
1673.77	-33.44	12.90	12.05	-32.59	-13.00	-19.59	H
2509.45	-34.26	12.80	16.27	-37.73	-13.00	-24.73	H
3346.48	-33.14	12.30	20.13	-40.97	-13.00	-27.97	H
1673.41	-35.35	12.90	12.05	-34.50	-13.00	-21.50	V
2509.46	-35.15	12.80	16.27	-38.62	-13.00	-25.62	V
3346.20	-31.94	12.30	20.13	-39.77	-13.00	-26.77	V
The Worst Test Results for Channel 1175/848.31MHz							
Frequency(MHz)	S G.Lev (dBm)	Ant(dBi)	Loss	PMea (dBm)	Limit (dBm)	Margin (dBm)	Polarity
1696.24	-33.58	12.90	12.05	-32.73	-13.00	-19.73	H
2544.14	-35.12	12.80	16.27	-38.59	-13.00	-25.59	H
3393.45	-33.33	12.30	20.13	-41.16	-13.00	-28.16	H
1696.54	-35.24	12.90	12.05	-34.39	-13.00	-21.39	V
2544.35	-34.26	12.80	16.27	-37.73	-13.00	-24.73	V
3393.42	-32.52	12.30	20.13	-40.35	-13.00	-27.35	V

CDMA BC1: (30-20000)MHz							
The Worst Test Results for Channel 25/1851.25MHz							
Frequency(MHz)	S G.Lev (dBm)	Ant(dBi)	Loss	PMea (dBm)	Limit (dBm)	Margin (dBm)	Polarity
3702.58	-34.90	12.60	12.93	-35.23	-13.00	-22.23	H
5553.37	-34.12	13.10	17.11	-38.13	-13.00	-25.13	H
7405.67	-33.08	11.50	22.20	-43.78	-13.00	-30.78	H
3702.41	-35.85	12.60	12.93	-36.18	-13.00	-23.18	V
5553.35	-35.08	13.10	17.11	-39.09	-13.00	-26.09	V
7405.86	-32.17	11.50	22.20	-42.87	-13.00	-29.87	V
The Worst Test Results for Channel 600/1880MHz							
Frequency(MHz)	S G.Lev (dBm)	Ant(dBi)	Loss	PMea (dBm)	Limit (dBm)	Margin (dBm)	Polarity
3759.81	-34.70	12.60	12.93	-35.03	-13.00	-22.03	H
5640.02	-35.30	13.10	17.11	-39.31	-13.00	-26.31	H
7520.29	-33.43	11.50	22.20	-44.13	-13.00	-31.13	H
3760.16	-34.55	12.60	12.93	-34.88	-13.00	-21.88	V
5640.17	-34.47	13.10	17.11	-38.48	-13.00	-25.48	V
7519.96	-32.86	11.50	22.20	-43.56	-13.00	-30.56	V
The Worst Test Results for Channel 1175/1908.75MHz							
Frequency(MHz)	S G.Lev (dBm)	Ant(dBi)	Loss	PMea (dBm)	Limit (dBm)	Margin (dBm)	Polarity
3817.37	-34.89	12.60	12.93	-35.22	-13.00	-22.22	H
5726.12	-33.99	13.10	17.11	-38.00	-13.00	-25.00	H
7635.07	-33.57	11.50	22.20	-44.27	-13.00	-31.27	H
3817.42	-35.17	12.60	12.93	-35.50	-13.00	-22.50	V
5725.85	-34.74	13.10	17.11	-38.75	-13.00	-25.75	V
7635.30	-31.79	11.50	22.20	-42.49	-13.00	-29.49	V

EVDO BC1: (30-20000)MHz							
The Worst Test Results for Channel 25/1851.25MHz							
Frequency(MHz)	S G.Lev (dBm)	Ant(dBi)	Loss	PMea (dBm)	Limit (dBm)	Margin (dBm)	Polarity
3702.45	-34.71	12.60	12.93	-35.04	-13.00	-22.04	H
5553.58	-34.58	13.10	17.11	-38.59	-13.00	-25.59	H
7405.77	-32.94	11.50	22.20	-43.64	-13.00	-30.64	H
3702.53	-34.74	12.60	12.93	-35.07	-13.00	-22.07	V
5553.69	-34.12	13.10	17.11	-38.13	-13.00	-25.13	V
7405.59	-31.89	11.50	22.20	-42.59	-13.00	-29.59	V
The Worst Test Results for Channel 600/1880MHz							
Frequency(MHz)	S G.Lev (dBm)	Ant(dBi)	Loss	PMea (dBm)	Limit (dBm)	Margin (dBm)	Polarity
3760.22	-34.47	12.60	12.93	-34.80	-13.00	-21.80	H
5640.24	-35.28	13.10	17.11	-39.29	-13.00	-26.29	H
7519.94	-32.49	11.50	22.20	-43.19	-13.00	-30.19	H
3759.90	-35.02	12.60	12.93	-35.35	-13.00	-22.35	V
5640.15	-34.33	13.10	17.11	-38.34	-13.00	-25.34	V
7520.07	-32.69	11.50	22.20	-43.39	-13.00	-30.39	V
The Worst Test Results for Channel 1175/1908.75MHz							
Frequency(MHz)	S G.Lev (dBm)	Ant(dBi)	Loss	PMea (dBm)	Limit (dBm)	Margin (dBm)	Polarity
3817.40	-33.52	12.60	12.93	-33.85	-13.00	-20.85	H
5725.81	-34.95	13.10	17.11	-38.96	-13.00	-25.96	H
7635.15	-33.03	11.50	22.20	-43.73	-13.00	-30.73	H
3817.25	-35.23	12.60	12.93	-35.56	-13.00	-22.56	V
5725.94	-34.60	13.10	17.11	-38.61	-13.00	-25.61	V
7635.16	-32.28	11.50	22.20	-42.98	-13.00	-29.98	V

APPENDIX-PHOTOS OF TEST SETUP

Note: See test photos in setup photo document for the actual connections between Product and support equipment.

※※※※※END OF THE REPORT※※※※※