Partial FCC Test Report

(PART 24)

Report No.: RF190807C14-1

FCC ID: 2AUBP-5776AH

Test Model: MS-5776-A-H

Received Date: Aug. 07, 2019

Test Date: Aug. 16 ~ Aug. 19 , 2019

Issued Date: Sep. 02, 2019

Applicant: Conexio Corporation

Address: 8-17-1 SHINJUKUGT 37F, NISHISHINJUKU SUMITOMOFUDOSAN SHINJUKU, SHINJUKU KU ,Tokyo, JAPAN 160-6137

Issued By: Bureau Veritas Consumer Products Services (H.K.) Ltd., Taoyuan Branch Lin Kou Laboratories

Lab Address: No. 47-2, 14th Ling, Chia Pau Vil., Lin Kou Dist., New Taipei City, Taiwan (R.O.C)

Test Location (1): No. 19, Hwa Ya 2nd Rd, Wen Hwa Vil, Kwei Shan Dist., Taoyuan City 33383, Taiwan (R.O.C)

Test Location (2): B2F., No.215, Sec. 3, Beixin Rd., Xindian Dist., New Taipei City 231, Taiwan, R.O.C

FCC Registration / Designation Number: 788550 / TW0003
427177 / TW0011

This report is for your exclusive use. Any copying or replication of this report to or for any other person or entity, or use of our name or trademark, is permitted only with our prior written permission. This report sets forth our findings solely with respect to the test samples identified herein. The results set forth in this report are not indicative or representative of the quality or characteristics of the lot from which a test sample was taken or any similar or identical product unless specifically and expressly noted. Our report includes all of the tests requested by you and the results thereof based upon the information that you provided to us. You have 60 days from date of issuance of this report to notify us of any material error or omission caused by our negligence, provided, however, that such notice shall be in writing and shall specifically address the issue you wish to raise. A failure to raise such issue within the prescribed time shall constitute your unqualified acceptance of the completeness of this report, the tests conducted and the correctness of the report contents. Unless specific mention, the uncertainty of measurement has been explicitly taken into account to declare the compliance or non-compliance to the specification. The report must not be used by the client to claim product certification, approval, or endorsement by TAF or any government agencies.

Table of Contents

Release Control Record **3**

1 Certificate of Conformity **4**

2 Summary of Test Results **5**

2.1 Measurement Uncertainty 5
2.2 Test Site and Instruments 6

3 General Information **7**

3.1 General Description of EUT 7
3.2 Configuration of System under Test 9
3.2.1 Description of Support Units 10
3.3 Test Mode Applicability and Tested Channel Detail 11
3.4 EUT Operating Conditions 12
3.5 General Description of Applied Standards 12

4 Test Types and Results **13**

4.1 Output Power Measurement 13
4.1.1 Limits of Output Power Measurement 13
4.1.2 Test Procedures 13
4.1.3 Test Setup 14
4.1.4 Test Results 15
4.2 Radiated Emission Measurement 23
4.2.1 Limits of Radiated Emission Measurement 23
4.2.2 Test Procedure 23
4.2.3 Deviation from Test Standard 23
4.2.4 Test Setup 24
4.2.5 Test Results 25

5 Pictures of Test Arrangements **73**

Appendix – Information of the Testing Laboratories **74**

Release Control Record

Issue No.	Description	Date Issued
RF190807C14-1	Original Release	Sep. 02, 2019

1 Certificate of Conformity

Product: Edge Computing Gateway

Brand: Conexio

Test Model: MS-5776-A-H

Sample Status: Identical Prototype

Applicant: Conexio Corporation

Test Date: Aug. 16 ~ Aug. 19 , 2019

Standards: FCC Part 24, Subpart E

The above equipment has been tested by **Bureau Veritas Consumer Products Services (H.K.) Ltd., Taoyuan Branch**, and found compliance with the requirement of the above standards. The test record, data evaluation & Equipment Under Test (EUT) configurations represented herein are true and accurate accounts of the measurements of the sample's RF characteristics under the conditions specified in this report.

Prepared by : Lena Wang , **Date:** Sep. 02, 2019

Lena Wang / Specialist

Approved by : , **Date:** Sep. 02, 2019

Dylan Chiou / Project Engineer

2 Summary of Test Results

Applied Standard: FCC Part 24 & Part 2			
FCC Clause	**Test Item**	**Result**	**Remarks**
2.1046 24.232	Effective Isotropic Radiated Power	Pass	Meet the requirement of limit.
2.1047	Modulation Characteristics	N/A	Refer to Note
2.1046 24.232(d)	Peak to Average Ratio	N/A	Refer to Note
2.1055 24.235	Frequency Stability	N/A	Refer to Note
2.1049	Occupied Bandwidth	N/A	Refer to Note
24.238	Band Edge Measurements	N/A	Refer to Note
2.1051 24.238	Conducted Spurious Emissions	N/A	Refer to Note
2.1053 24.238	Radiated Spurious Emissions	Pass	Meet the requirement of limit. Minimum passing margin is -20.20 dB at 708.80 MHz.

Note:

1. This report is a partial report. Therefore, only test item of Effective Radiated Power and Radiated Spurious Emissions tests were performed for this report. Other testing data please refer to TA Technology (Shanghai) Co., Ltd. report no.: RXA1711-0374RF02 for module (Brand: SIMCOM, Model: SIM7600A-H)
2. Determining compliance based on the results of the compliance measurement, not taking into account measurement instrumentation uncertainty.

2.1 Measurement Uncertainty

Where relevant, the following measurement uncertainty levels have been estimated for tests performed on the EUT as specified in CISPR 16-4-2:

Measurement	Frequency	Expanded Uncertainty (k=2) (±)
Radiated Emissions up to 1 GHz	9 kHz ~ 30 MHz	3.0400 dB
	30 MHz ~ 200 MHz	2.0153 dB
	200 MHz ~ 1000 MHz	2.0224 dB
Radiated Emissions above 1 GHz	1 GHz ~ 18 GHz	1.0121 dB
	18 GHz ~ 40 GHz	1.1508 dB

2.2 Test Site and Instruments

Description & Manufacturer	Model No.	Serial No.	Date of Calibration	Due Date of Calibration
Test Receiver Agilent Technologies	N9038A	MY52260177	Aug. 20, 2018	Aug. 19, 2019
Spectrum Analyzer ROHDE & SCHWARZ	FSW26	102023	Oct. 11, 2018	Oct. 10, 2019
BILOG Antenna SCHWARZBECK	VULB9168	9168-616	Nov. 27, 2018	Nov. 26, 2019
HORN Antenna ETS-Lindgren	3117	00143293	Nov. 25, 2018	Nov. 24, 2019
HORN Antenna SCHWARZBECK	BBHA9170	9170-480	Nov. 25, 2018	Nov. 24, 2019
HORN Antenna SCHWARZBECK	BBHA 9120D	9120D-969	Nov. 25, 2018	Nov. 24, 2019
Fixed Attenuator Mini-Circuits	MDCS18N-10	MDCS18N-10-01	Apr. 15, 2019	Apr. 14, 2020
MXG Vector signal generator Agilent	N5182B	MY53050430	Nov. 19, 2018	Nov. 18, 2019
Preamplifier Agilent	310N	187226	Jun. 18, 2019	Jun. 17, 2020
Preamplifier Agilent	83017A	MY39501357	Jun. 18, 2019	Jun. 17, 2020
RF signal cable ETS-LINDGREN	5D-FB	Cable-CH1-01(RFC-SMS-100-SMS-120+RFC-SMS-100-SMS-400)	Jun. 18, 2019	Jun. 17, 2020
RF signal cable ETS-LINDGREN	8D-FB	Cable-CH1-02(RFC-SMS-100-SMS-24)	Jun. 18, 2019	Jun. 17, 2020
Boresight Antenna Fixture	FBA-01	FBA-SIP01	NA	NA
Software BV ADT	E3 8.130425b	NA	NA	NA
Antenna Tower MF	NA	NA	NA	NA
Turn Table MF	NA	NA	NA	NA
Antenna Tower &Turn Table Controller MF	MF-7802	NA	NA	NA
Communications Tester-Wireless Agilent	8960 Series 10	MY53201073	Jul. 01, 2019	Jun. 30, 2021
Radio Communication Analyzer Anritsu	MT8820C	6201010284	Dec. 22, 2018	Dec. 21, 2019
Temperature & Humidity Chamber	GTH-120-40-CP-AR	MAA1306-019	Sep. 05, 2018	Sep. 04, 2019
DC Power Supply Topward	33010D	807748	NA	NA

Note:
1. The calibration interval of the above test instruments is 12 / 24 months and the calibrations are traceable to NML/ROC and NIST/USA.
2. The test was performed in HsinTien Chamber 1.

3 General Information

3.1 General Description of EUT

Product	Edge Computing Gateway	
Brand	Conexio	
Test Model	MS-5776-A-H	
Status of EUT	Identical Prototype	
Power Supply Rating	12.0 Vdc (adapter)	
Modulation Type	WCDMA	QPSK
	LTE	QPSK, 16QAM
Frequency Range	LTE Band 2 (Channel Bandwidth: 1.4 MHz)	1850.7 ~ 1909.3 MHz
	LTE Band 2 (Channel Bandwidth: 3 MHz)	1851.5 ~ 1908.5 MHz
	LTE Band 2 (Channel Bandwidth: 5 MHz)	1852.5 ~ 1907.5 MHz
	LTE Band 2 (Channel Bandwidth: 10 MHz)	1855.0 ~ 1905.0 MHz
	LTE Band 2 (Channel Bandwidth: 15 MHz)	1857.5 ~ 1902.5 MHz
	LTE Band 2 (Channel Bandwidth: 20 MHz)	1860.0 ~ 1900.0 MHz
Max. EIRP Power	WCDMA	Antenna 1: 255.86 mW Antenna 2: 294.44 mW
	LTE Band 2 (Channel Bandwidth: 1.4 MHz)	Antenna 1: 350.27 mW Antenna 2: 243.22 mW
	LTE Band 2 (Channel Bandwidth: 3 MHz)	Antenna 1: 254.10 mW Antenna 2: 245.47 mW
	LTE Band 2 (Channel Bandwidth: 5 MHz)	Antenna 1: 254.68 mW Antenna 2: 247.74 mW
	LTE Band 2 (Channel Bandwidth: 10 MHz)	Antenna 1: 257.04 mW Antenna 2: 249.46 mW
	LTE Band 2 (Channel Bandwidth: 15 MHz)	Antenna 1: 259.42 mW Antenna 2: 251.77 mW
	LTE Band 2 (Channel Bandwidth: 20 MHz)	Antenna 1: 261.82 mW Antenna 2: 254.10 mW
Antenna Type	Refer to Note as below	
Accessory Device	Refer to Note as below	
Data Cable Supplied	Refer to Note as below	

Note:

1. The antenna information is listed as below.

	Antenna Type	Manufacturer	Model	Antenna Gain (dBi)	
				WCDMA V	LTE 2
Antenna 1	Dipole Internal	INPAQ	DAM-E2-V1-N0-000-08-1	2.01	2.01
Antenna 2	LTE Main：Monopole Antenna LTE Aux：Couple Antenna	INPAQ	GNCLTEWIFI36U5W-S3-07-A	1.87	1.87

2. The EUT contains following accessory devices.

Product	Brand	Model	Description
Adapter	APD	WB-24J12R	I/P: 100-240 Vac, 50/60 Hz, 0.7 A O/P: 12 Vdc, 2 A

3. The above EUT information is declared by manufacturer and for more detailed features description, please refers to the manufacturer's specifications or user's manual.

3.2 Configuration of System under Test

<Radiated Emission Test>

Antenna 1

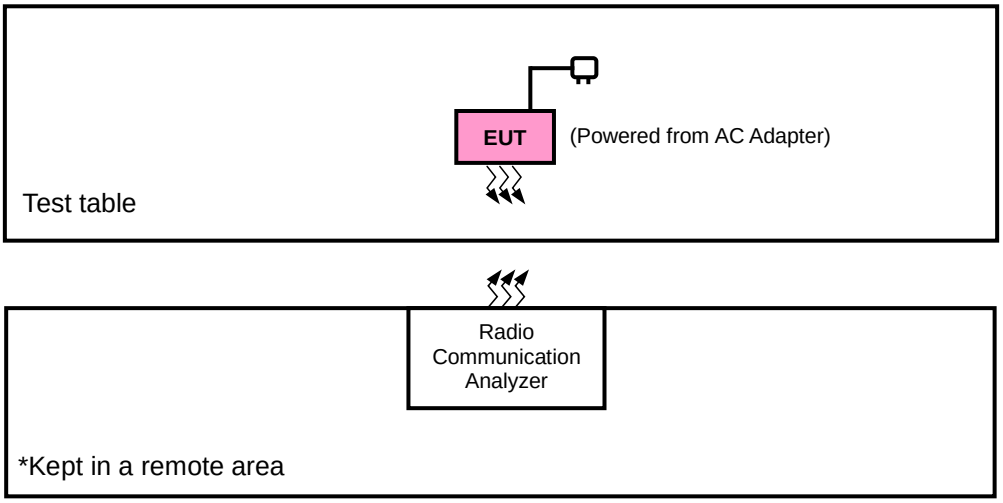

<E.I.R.P. Test>

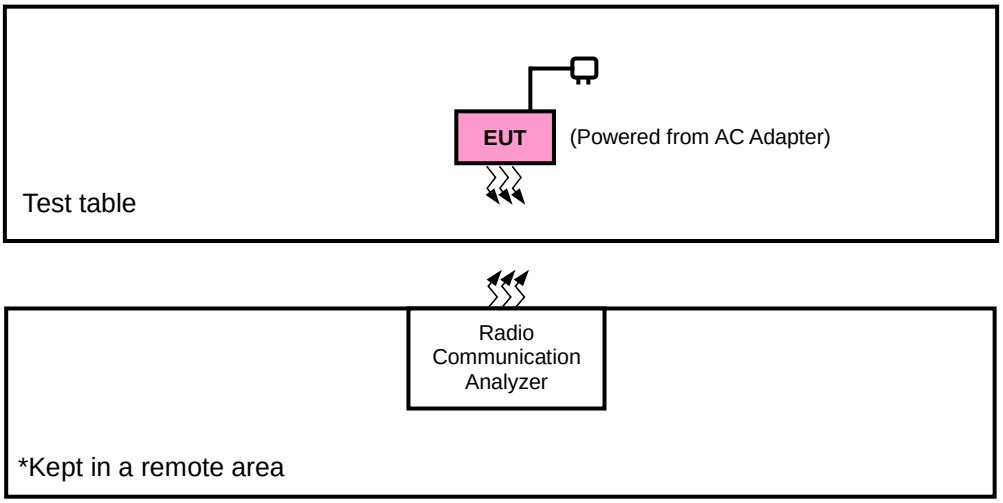

Antenna 2

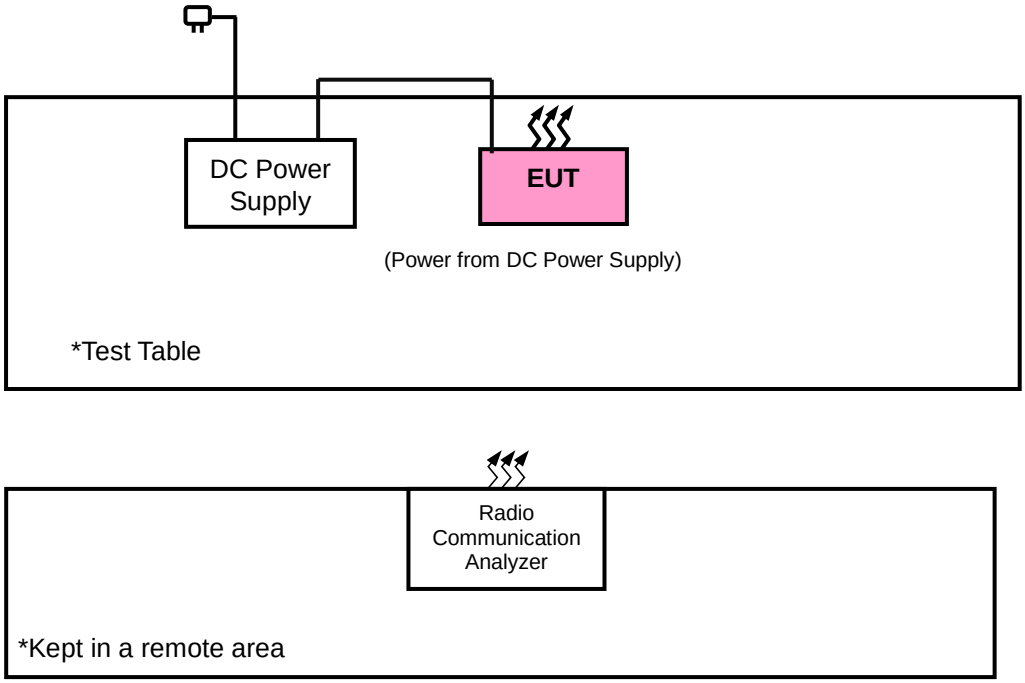

<E.I.R.P. Test>

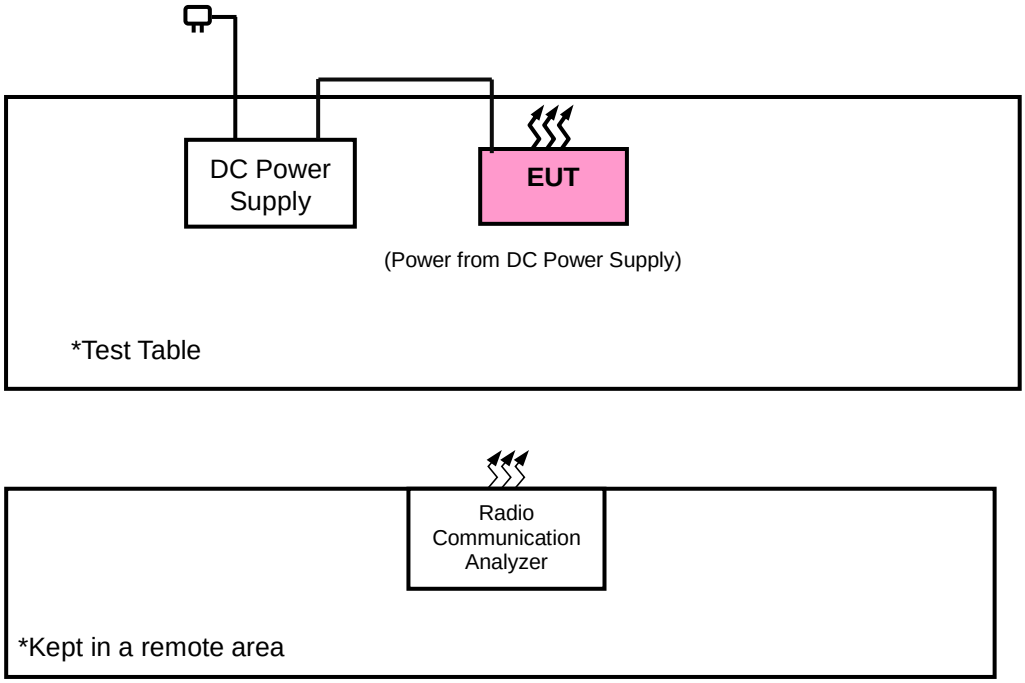

3.2.1 Description of Support Units

The EUT has been tested as an independent unit together with other necessary accessories or support units.

3.3 Test Mode Applicability and Tested Channel Detail

Pre-Scan has been conducted to determine the worst-case mode from all possible combinations between available modulations, data rates, XYZ axis, and antenna ports.
The worst case was found when positioned as the table below. Following channel(s) was (were) selected for the final test as listed below:

Antenna 1

Band	EIRP	Radiated Emission
WCDMA	Z-plane	X-plane
LTE Band 2	Z-plane	X-plane

Antenna 2

Band	EIRP	Radiated Emission
WCDMA	X-plane	X-plane
LTE Band 2	X-plane	X-plane

WCDMA

EUT Configure Mode	Test Item	Available Channel	Tested Channel	Mode
-	EIRP	9262 to 9538	9262, 9400, 9538	WCDMA
-	Radiated Emission	9262 to 9538	9262, 9400, 9538	WCDMA

LTE Band 2

EUT Configure Mode	Test Item	Available Channel	Tested Channel	Channel Bandwidth	Modulation	Mode
-	EIRP	18607 to 19193	18607, 18900, 19193	1.4 MHz	錯誤! 找不到參照來源。	1 RB / 0 RB Offset
		18615 to 19185	18615, 18900, 19185	3 MHz	錯誤! 找不到參照來源。	1 RB / 0 RB Offset
		18625 to 19175	18625, 18900, 19175	5 MHz	錯誤! 找不到參照來源。	1 RB / 0 RB Offset
		18650 to 19150	18650, 18900, 19150	10 MHz	錯誤! 找不到參照來源。	1 RB / 0 RB Offset
		18675 to 19125	18675, 18900, 19125	15 MHz	錯誤! 找不到參照來源。	1 RB / 0 RB Offset
		18700 to 19100	18700, 18900, 19100	20 MHz	錯誤! 找不到參照來源。	1 RB / 0 RB Offset
-	Radiated Emission	18607 to 19193	18607, 18900, 19193	1.4 MHz	QPSK	1 RB / 0 RB Offset
		18625 to 19175	18625, 18900, 19175	5 MHz	QPSK	1 RB / 0 RB Offset
		18700 to 19100	18700, 18900, 19100	20 MHz	QPSK	1 RB / 0 RB Offset

Note:

1. This device was tested under all bandwidths, RB configurations and modulations. The worst case was found in QPSK modulation.
2. For radiated emission above 1 GHz, according to 3GPP 36.521 Section 6.6.3.1.4, choose the lowest, 5 MHz & highest channel bandwidth for final test.

Test Condition:

Test Item	Environmental Conditions	Input Power	Tested By
EIRP	26 deg. C, 58 % RH	120 Vac, 60 Hz	Wayne Lin
Radiated Emission	25 deg. C, 65 % RH	120 Vac, 60 Hz	Charles Hsiao, Karl Lee

3.4 EUT Operating Conditions

The EUT makes a call to the communication simulator. The communication simulator station system controlled a EUT to export maximum output power under transmission mode and specific channel frequency

3.5 General Description of Applied Standards

The EUT is a RF Product. According to the specifications of the manufacturer, it must comply with the requirements of the following standards:

FCC 47 CFR Part 2
FCC 47 CFR Part 24
KDB 971168 D01 Power Meas License Digital Systems v03r01
ANSI/TIA/EIA-603-E 2016
ANSI 63.26-2015

NOTE: All test items have been performed and recorded as per the above standards.

4 Test Types and Results

4.1 Output Power Measurement

4.1.1 Limits of Output Power Measurement

Mobile / Portable station are limited to 2 watts e.i.r.p.

4.1.2 Test Procedures

EIRP / ERP Measurement:

a. All measurements were done at low, middle and high operational frequency range. RBW and VBW is 5 MHz for WCDMA, and 10 MHz for LTE mode.

b. Substitution method is used for E.I.R.P measurement. In the semi-anechoic chamber, EUT placed on the 0.8 m (below or equal 1 GHz) and/or 1.5 m (above 1 GHz) height of Turn Table, rotated the table around 360 degrees to search the maximum radiation power and receiver antenna shall be rotated vertical and horizontal polarization and moved height from 1 m to 4 m to find the maximum polar radiated power. The "Read Value" is the spectrum reading the maximum power value.

c. The substitution horn antenna is substituted for EUT at the same position and signals generator export the CW signal to the substitution antenna via a tx cable. Rotated the Turn Table and moved receiving antenna to find the maximum radiation power. Adjust output power level of S.G to get a Value of spectrum reading equal to "Read Value" of step b. Record the power level of S.G.

d. EIRP = Output power level of S.G – TX cable loss + Antenna gain of substitution horn. E.R.P power can be calculated form E.I.R.P power by subtracting the gain of dipole, E.R.P power = E.I.R.P power - 2.15 dB.

Conducted Power Measurement:

The EUT was set up for the maximum power with WCDMA and LTE link data modulation and link up with simulator. Set the EUT to transmit under low, middle and high channel and record the power level shown on simulator.

4.1.3 Test Setup

EIRP / ERP Measurement:
<Radiated Emission below or equal 1 GHz>

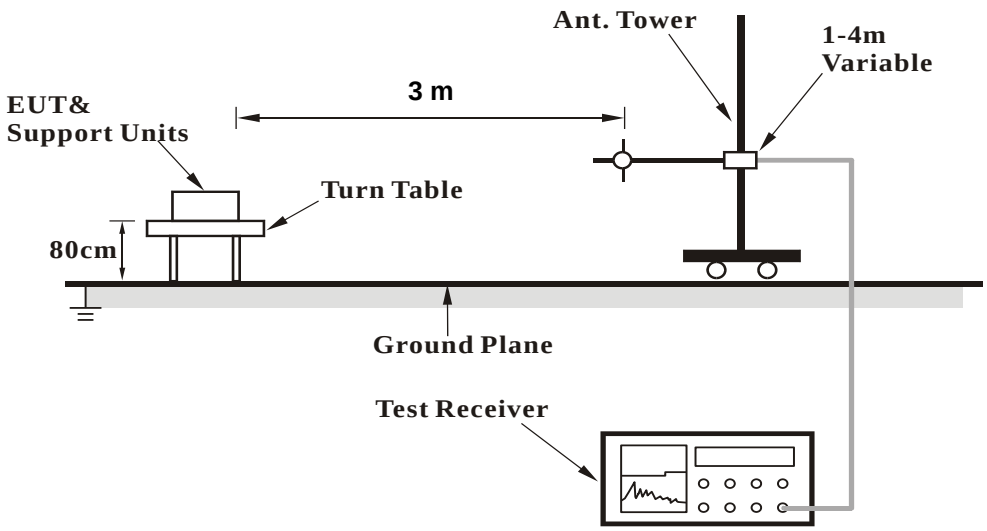

<Radiated Emission above 1 GHz>

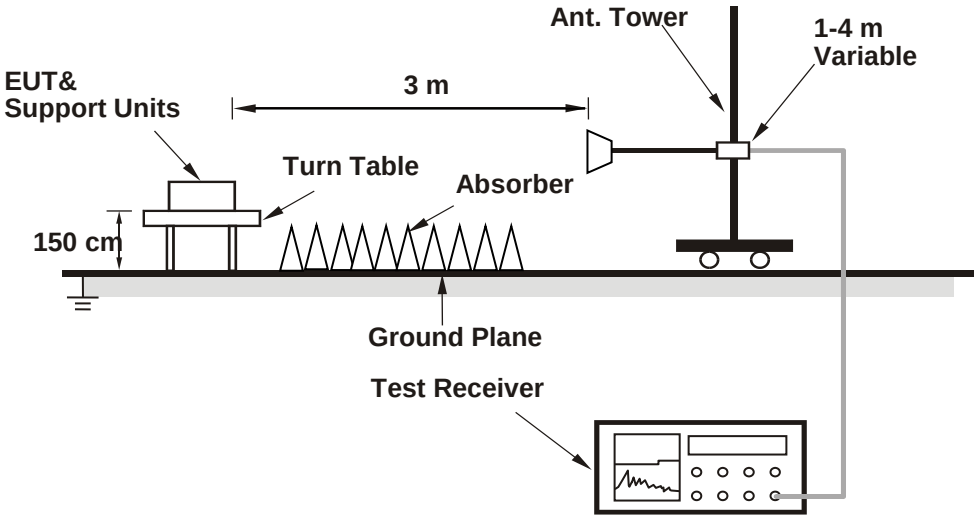

For the actual test configuration, please refer to the attached file (Test Setup Photo).

Conducted Power Measurement:

4.1.4 Test Results

EIRP Power (dBm)

Antenna 1

WCDMA							
Plane	**Channel**	**Frequency (MHz)**	**Reading (dBm)**	**Correction Factor (dB)**	**EIRP (dBm)**	**EIRP (mW)**	**Polarization (H/V)**
Z	9262	1852.4	-14.12	38.19	24.07	255.27	H
	9400	1880.0	-14.62	38.70	24.08	255.86	
	9538	1907.6	-15.29	39.35	24.06	254.68	
	9262	1852.4	-17.46	38.48	21.02	126.47	V
	9400	1880.0	-17.52	38.59	21.07	127.94	
	9538	1907.6	-17.83	38.87	21.04	127.06	

Note: EIRP (dBm) = Reading (dBm) + Correction Factor (dB)

LTE Band 2							
Channel Bandwidth: 1.4 MHz / QPSK							
Plane	**Channel**	**Frequency (MHz)**	**Reading (dBm)**	**Correction Factor (dB)**	**EIRP (dBm)**	**EIRP (mW)**	**Polarization (H/V)**
Z	18607	1850.7	-20.51	44.70	24.19	262.42	H
	18900	1880.0	-19.26	44.70	25.44	350.27	
	19193	1909.3	-19.84	44.57	24.73	297.37	
	18607	1850.7	-23.95	44.27	20.32	107.65	V
	18900	1880.0	-24.57	44.87	20.30	107.20	
	19193	1909.3	-23.95	44.61	20.66	116.49	
Channel Bandwidth: 1.4 MHz / 16QAM							
Z	18607	1850.7	-21.71	44.70	22.99	199.07	H
	18900	1880.0	-21.75	44.70	22.95	197.24	
	19193	1909.3	-21.70	44.57	22.87	193.78	
	18607	1850.7	-24.32	44.27	19.95	98.86	V
	18900	1880.0	-25.04	44.87	19.83	96.16	
	19193	1909.3	-24.72	44.61	19.89	97.57	

Note: EIRP (dBm) = Reading (dBm) + Correction Factor (dB)

LTE Band 2							
Channel Bandwidth: 3 MHz / QPSK							
Plane	Channel	Frequency (MHz)	Reading (dBm)	Correction Factor (dB)	EIRP (dBm)	EIRP (mW)	Polarization (H/V)
Z	18615	1851.5	-20.65	44.70	24.05	254.10	H
	18900	1880.0	-21.62	44.70	23.08	203.24	
	19185	1908.5	-21.99	44.57	22.58	181.26	
	18615	1851.5	-21.55	44.27	22.72	187.07	V
	18900	1880.0	-21.65	44.87	23.22	209.89	
	19185	1908.5	-21.80	44.61	22.81	191.12	
Channel Bandwidth: 3 MHz / 16QAM							
Z	18615	1851.5	-21.67	44.70	23.03	200.91	H
	18900	1880.0	-21.72	44.70	22.98	198.61	
	19185	1908.5	-21.66	44.57	22.91	195.57	
	18615	1851.5	-24.28	44.27	19.99	99.77	V
	18900	1880.0	-24.99	44.87	19.88	97.27	
	19185	1908.5	-24.69	44.61	19.92	98.24	

Note: EIRP (dBm) = Reading (dBm) + Correction Factor (dB)

LTE Band 2							
Channel Bandwidth: 5 MHz / QPSK							
Plane	Channel	Frequency (MHz)	Reading (dBm)	Correction Factor (dB)	EIRP (dBm)	EIRP (mW)	Polarization (H/V)
Z	18625	1852.5	-20.64	44.70	24.06	254.68	H
	18900	1880.0	-20.77	44.70	23.93	247.17	
	19175	1907.5	-20.62	44.57	23.95	248.48	
	18625	1852.5	-23.25	44.27	21.02	126.47	V
	18900	1880.0	-23.95	44.87	20.92	123.59	
	19175	1907.5	-23.64	44.61	20.97	125.11	
Channel Bandwidth: 5 MHz / 16QAM							
Z	18625	1852.5	-21.65	44.70	23.05	201.84	H
	18900	1880.0	-21.78	44.70	22.92	195.88	
	19175	1907.5	-21.62	44.57	22.95	197.38	
	18625	1852.5	-24.25	44.27	20.02	100.46	V
	18900	1880.0	-24.95	44.87	19.92	98.17	
	19175	1907.5	-24.65	44.61	19.96	99.15	

Note: EIRP (dBm) = Reading (dBm) + Correction Factor (dB)

LTE Band 2							
Channel Bandwidth: 10 MHz / QPSK							
Plane	Channel	Frequency (MHz)	Reading (dBm)	Correction Factor (dB)	EIRP (dBm)	EIRP (mW)	Polarization (H/V)
Z	18650	1855.0	-20.60	44.70	24.10	257.04	H
	18900	1880.0	-20.74	44.70	23.96	248.89	
	19150	1905.0	-20.59	44.57	23.98	250.21	
	18650	1855.0	-23.22	44.27	21.05	127.35	V
	18900	1880.0	-23.91	44.87	20.96	124.74	
	19150	1905.0	-23.60	44.61	21.01	126.27	
Channel Bandwidth: 10 MHz / 16QAM							
Z	18650	1855.0	-21.61	44.70	23.09	203.70	H
	18900	1880.0	-21.75	44.70	22.95	197.24	
	19150	1905.0	-21.60	44.57	22.97	198.29	
	18650	1855.0	-24.23	44.27	20.04	100.93	V
	18900	1880.0	-24.92	44.87	19.95	98.86	
	19150	1905.0	-24.60	44.61	20.01	100.30	

Note: EIRP (dBm) = Reading (dBm) + Correction Factor (dB)

LTE Band 2							
Channel Bandwidth: 15 MHz / QPSK							
Plane	Channel	Frequency (MHz)	Reading (dBm)	Correction Factor (dB)	EIRP (dBm)	EIRP (mW)	Polarization (H/V)
Z	18675	1857.5	-20.56	44.70	24.14	259.42	H
	18900	1880.0	-20.71	44.70	23.99	250.61	
	19125	1902.5	-20.56	44.57	24.01	251.94	
	18675	1857.5	-23.18	44.27	21.09	128.53	V
	18900	1880.0	-23.87	44.87	21.00	125.89	
	19125	1902.5	-23.56	44.61	21.05	127.44	
Channel Bandwidth: 15 MHz / 16QAM							
Z	18675	1857.5	-21.57	44.70	23.13	205.59	H
	18900	1880.0	-21.72	44.70	22.98	198.61	
	19125	1902.5	-21.57	44.57	23.00	199.66	
	18675	1857.5	-24.19	44.27	20.08	101.86	V
	18900	1880.0	-24.87	44.87	20.00	100.00	
	19125	1902.5	-24.56	44.61	20.05	101.23	

Note: EIRP (dBm) = Reading (dBm) + Correction Factor (dB)

LTE Band 2							
Channel Bandwidth: 20 MHz / QPSK							
Plane	**Channel**	**Frequency (MHz)**	**Reading (dBm)**	**Correction Factor (dB)**	**EIRP (dBm)**	**EIRP (mW)**	**Polarization (H/V)**
Z	18700	1860.0	-20.52	44.70	24.18	261.82	H
	18900	1880.0	-20.67	44.70	24.03	252.93	
	19100	1900.0	-20.52	44.57	24.05	254.27	
	18700	1860.0	-23.14	44.27	21.13	129.72	V
	18900	1880.0	-23.83	44.87	21.04	127.06	
	19100	1900.0	-23.53	44.61	21.08	128.32	
Channel Bandwidth: 20 MHz / 16QAM							
Z	18700	1860.0	-21.52	44.70	23.18	207.97	H
	18900	1880.0	-21.68	44.70	23.02	200.45	
	19100	1900.0	-21.53	44.57	23.04	201.51	
	18700	1860.0	-24.15	44.27	20.12	102.80	V
	18900	1880.0	-24.84	44.87	20.03	100.69	
	19100	1900.0	-24.53	44.61	20.08	101.93	

Note: EIRP (dBm) = Reading (dBm) + Correction Factor (dB)

Antenna 2

WCDMA							
Plane	**Channel**	**Frequency (MHz)**	**Reading (dBm)**	**Correction Factor (dB)**	**EIRP (dBm)**	**EIRP (mW)**	**Polarization (H/V)**
Z	9262	1852.4	-13.50	38.19	24.69	294.44	H
	9400	1880.0	-14.12	38.70	24.58	287.08	
	9538	1907.6	-14.70	39.35	24.65	291.74	
	9262	1852.4	-18.82	38.48	19.66	92.47	V
	9400	1880.0	-19.08	38.59	19.51	89.33	
	9538	1907.6	-19.28	38.87	19.59	90.99	

Note: EIRP (dBm) = Reading (dBm) + Correction Factor (dB)

LTE Band 2							
Channel Bandwidth: 1.4 MHz / QPSK							
Plane	**Channel**	**Frequency (MHz)**	**Reading (dBm)**	**Correction Factor (dB)**	**EIRP (dBm)**	**EIRP (mW)**	**Polarization (H/V)**
Z	18607	1850.7	-20.84	44.70	23.86	243.22	H
	18900	1880.0	-20.95	44.70	23.75	237.14	
	19193	1909.3	-20.77	44.57	23.80	240.05	
	18607	1850.7	-25.37	44.27	18.90	77.62	V
	18900	1880.0	-26.08	44.87	18.79	75.68	
	19193	1909.3	-25.78	44.61	18.83	76.44	
Channel Bandwidth: 1.4 MHz / 16QAM							
Z	18607	1850.7	-21.85	44.70	22.85	192.75	H
	18900	1880.0	-21.96	44.70	22.74	187.93	
	19193	1909.3	-21.78	44.57	22.79	190.24	
	18607	1850.7	-26.37	44.27	17.90	61.66	V
	18900	1880.0	-27.08	44.87	17.79	60.12	
	19193	1909.3	-26.79	44.61	17.82	60.58	

Note: EIRP (dBm) = Reading (dBm) + Correction Factor (dB)

LTE Band 2							
Channel Bandwidth: 3 MHz / QPSK							
Plane	Channel	Frequency (MHz)	Reading (dBm)	Correction Factor (dB)	EIRP (dBm)	EIRP (mW)	Polarization (H/V)
Z	18615	1851.5	-20.80	44.70	23.90	245.47	H
	18900	1880.0	-20.90	44.70	23.80	239.88	
	19185	1908.5	-20.72	44.57	23.85	242.83	
	18615	1851.5	-25.33	44.27	18.94	78.34	V
	18900	1880.0	-26.05	44.87	18.82	76.21	
	19185	1908.5	-25.74	44.61	18.87	77.14	
Channel Bandwidth: 3 MHz / 16QAM							
Z	18615	1851.5	-21.81	44.70	22.89	194.54	H
	18900	1880.0	-21.90	44.70	22.80	190.55	
	19185	1908.5	-21.73	44.57	22.84	192.44	
	18615	1851.5	-26.34	44.27	17.93	62.09	V
	18900	1880.0	-27.05	44.87	17.82	60.53	
	19185	1908.5	-26.74	44.61	17.87	61.28	

Note: EIRP (dBm) = Reading (dBm) + Correction Factor (dB)

LTE Band 2							
Channel Bandwidth: 5 MHz / QPSK							
Plane	Channel	Frequency (MHz)	Reading (dBm)	Correction Factor (dB)	EIRP (dBm)	EIRP (mW)	Polarization (H/V)
Z	18625	1852.5	-20.76	44.70	23.94	247.74	H
	18900	1880.0	-20.86	44.70	23.84	242.10	
	19175	1907.5	-20.68	44.57	23.89	245.08	
	18625	1852.5	-25.29	44.27	18.98	79.07	V
	18900	1880.0	-26.01	44.87	18.86	76.91	
	19175	1907.5	-25.70	44.61	18.91	77.86	
Channel Bandwidth: 5 MHz / 16QAM							
Z	18625	1852.5	-21.77	44.70	22.93	196.34	H
	18900	1880.0	-21.87	44.70	22.83	191.87	
	19175	1907.5	-21.68	44.57	22.89	194.67	
	18625	1852.5	-26.29	44.27	17.98	62.81	V
	18900	1880.0	-27.01	44.87	17.86	61.09	
	19175	1907.5	-26.70	44.61	17.91	61.84	

Note: EIRP (dBm) = Reading (dBm) + Correction Factor (dB)

LTE Band 2							
Channel Bandwidth: 10 MHz / QPSK							
Plane	Channel	Frequency (MHz)	Reading (dBm)	Correction Factor (dB)	EIRP (dBm)	EIRP (mW)	Polarization (H/V)
Z	18650	1855.0	-20.73	44.70	23.97	249.46	H
	18900	1880.0	-20.82	44.70	23.88	244.34	
	19150	1905.0	-20.63	44.57	23.94	247.91	
	18650	1855.0	-25.26	44.27	19.01	79.62	V
	18900	1880.0	-25.96	44.87	18.91	77.80	
	19150	1905.0	-25.66	44.61	18.95	78.58	
Channel Bandwidth: 10 MHz / 16QAM							
Z	18650	1855.0	-21.73	44.70	22.97	198.15	H
	18900	1880.0	-21.82	44.70	22.88	194.09	
	19150	1905.0	-21.64	44.57	22.93	196.47	
	18650	1855.0	-26.26	44.27	18.01	63.24	V
	18900	1880.0	-26.97	44.87	17.90	61.66	
	19150	1905.0	-26.66	44.61	17.95	62.42	

Note: EIRP (dBm) = Reading (dBm) + Correction Factor (dB)

LTE Band 2							
Channel Bandwidth: 15 MHz / QPSK							
Plane	Channel	Frequency (MHz)	Reading (dBm)	Correction Factor (dB)	EIRP (dBm)	EIRP (mW)	Polarization (H/V)
Z	18675	1857.5	-20.69	44.70	24.01	251.77	H
	18900	1880.0	-20.78	44.70	23.92	246.60	
	19125	1902.5	-20.59	44.57	23.98	250.21	
	18675	1857.5	-25.22	44.27	19.05	80.35	V
	18900	1880.0	-25.92	44.87	18.95	78.52	
	19125	1902.5	-25.62	44.61	18.99	79.30	
Channel Bandwidth: 15 MHz / 16QAM							
Z	18675	1857.5	-21.69	44.70	23.01	199.99	H
	18900	1880.0	-21.78	44.70	22.92	195.88	
	19125	1902.5	-21.60	44.57	22.97	198.29	
	18675	1857.5	-26.22	44.27	18.05	63.83	V
	18900	1880.0	-26.93	44.87	17.94	62.23	
	19125	1902.5	-26.62	44.61	17.99	62.99	

Note: EIRP (dBm) = Reading (dBm) + Correction Factor (dB)

LTE Band 2							
Channel Bandwidth: 20 MHz / QPSK							
Plane	**Channel**	**Frequency (MHz)**	**Reading (dBm)**	**Correction Factor (dB)**	**EIRP (dBm)**	**EIRP (mW)**	**Polarization (H/V)**
Z	18700	1860.0	-20.65	44.70	24.05	254.10	H
	18900	1880.0	-20.74	44.70	23.96	248.89	
	19100	1900.0	-20.56	44.57	24.01	251.94	
	18700	1860.0	-25.19	44.27	19.08	80.91	V
	18900	1880.0	-25.88	44.87	18.99	79.25	
	19100	1900.0	-25.58	44.61	19.03	80.04	
Channel Bandwidth: 20 MHz / 16QAM							
Z	18700	1860.0	-21.66	44.70	23.04	201.37	H
	18900	1880.0	-21.74	44.70	22.96	197.70	
	19100	1900.0	-21.56	44.57	23.01	200.12	
	18700	1860.0	-26.20	44.27	18.07	64.12	V
	18900	1880.0	-26.89	44.87	17.98	62.81	
	19100	1900.0	-26.59	44.61	18.02	63.43	

Note: EIRP (dBm) = Reading (dBm) + Correction Factor (dB)

4.2 Radiated Emission Measurement

4.2.1 Limits of Radiated Emission Measurement

The power of any emission outside of the authorized operating frequency ranges must be attenuated below the transmitting power (P) by a factor of at least 43 + 10 log(P) dB. The emission limit is equal to -13 dBm.

4.2.2 Test Procedure

a. Substitution method is used for E.I.R.P measurement. In the semi-anechoic chamber, EUT placed on the 0.8 m (below or equal 1 GHz) and/or 1.5 m (above 1 GHz) height of Turn Table, rotated the table around 360 degrees to search the maximum radiation power and receiver antenna shall be rotated vertical and horizontal polarization and moved height from 1 m to 4 m to find the maximum polar radiated power. The "Read Value" is the spectrum reading the maximum power value.
b. The substitution horn antenna is substituted for EUT at the same position and signals generator export the CW signal to the substitution antenna via a TX cable. Rotated the Turn Table and moved receiving antenna to find the maximum radiation power. Adjust output power level of S.G to get a Value of spectrum reading equal to "Read Value" of step a. Record the power level of S.G.
c. EIRP = Output power level of S.G – TX cable loss + Antenna gain of substitution horn.
d. E.R.P power can be calculated form E.I.R.P power by subtracting the gain of dipole, E.R.P power = E.I.R.P power - 2.15 dB.

NOTE: The resolution bandwidth and video bandwidth of test receiver/spectrum analyzer is 1 MHz/3 MHz.

4.2.3 Deviation from Test Standard

No deviation.

4.2.4 Test Setup

<Radiated Emission below or equal 1 GHz>

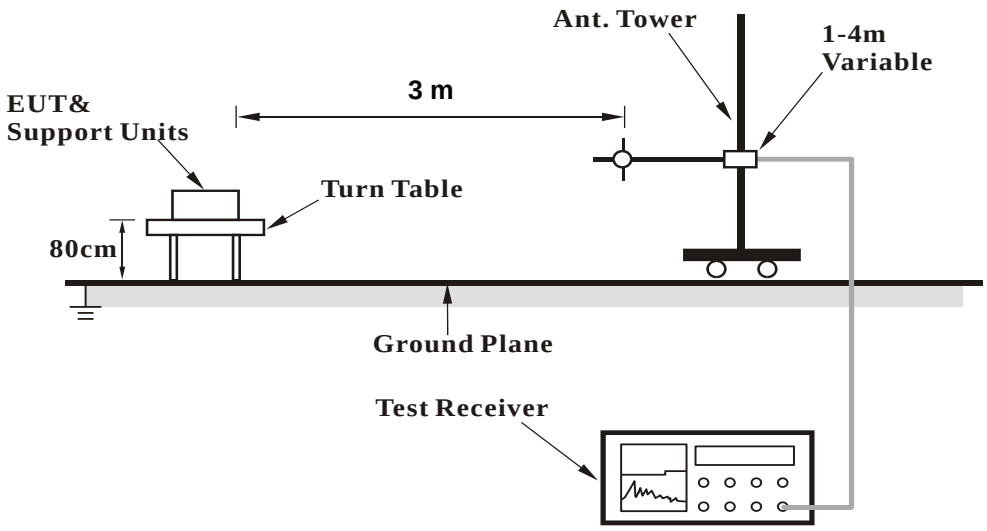

<Radiated Emission above 1 GHz>

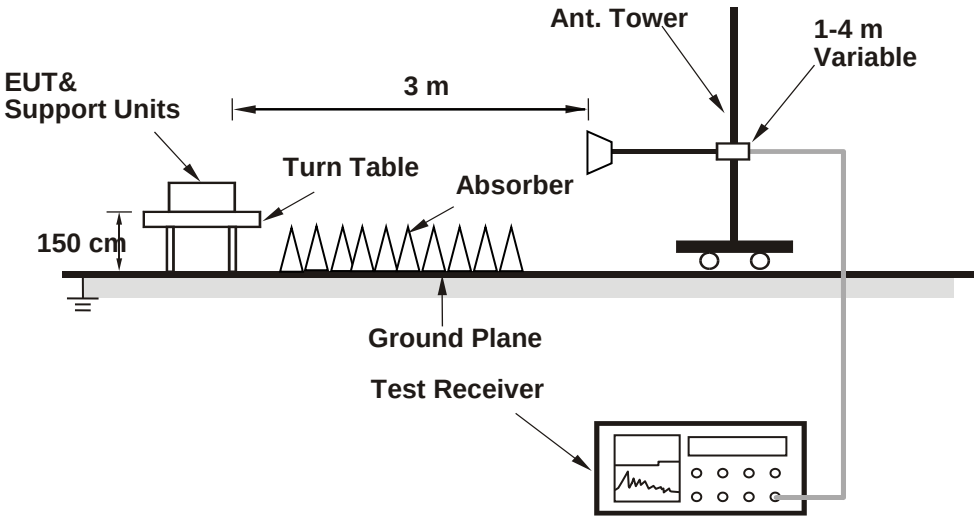

For the actual test configuration, please refer to the attached file (Test Setup Photo).

4.2.5 Test Results

Antenna 1
WCDMA:
Low Channel

Bureau Veritas Consumer Products Services Ltd.,Taoyuan Branch

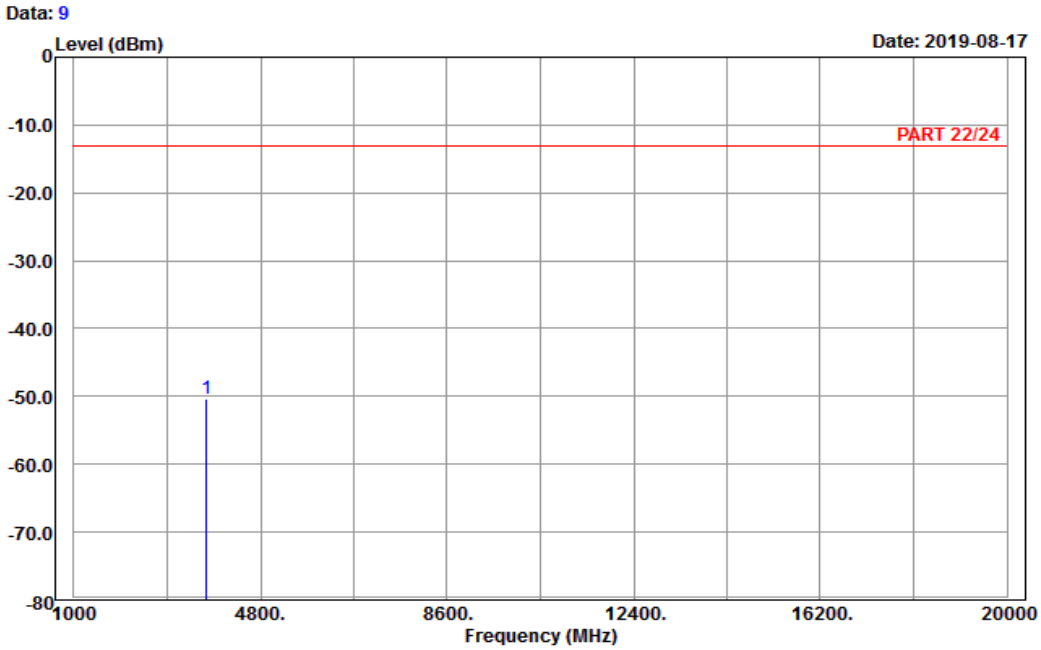


```
Site      : 966 chamber 1
Condition: PART 22/24 Horizontal
Remark    : Band II_Link_L-Ch
Tested by: Charles Hsiao
                        Read          Limit   Over
          Freq  Level  Level Factor   Line  Limit Remark
     __________ ______ ______ ______ ______ ______ __________
           MHz    dBm    dBm     dB    dBm     dB

  1 pp  3704.80 -50.35 -66.23  15.88 -13.00 -37.35 Peak
```

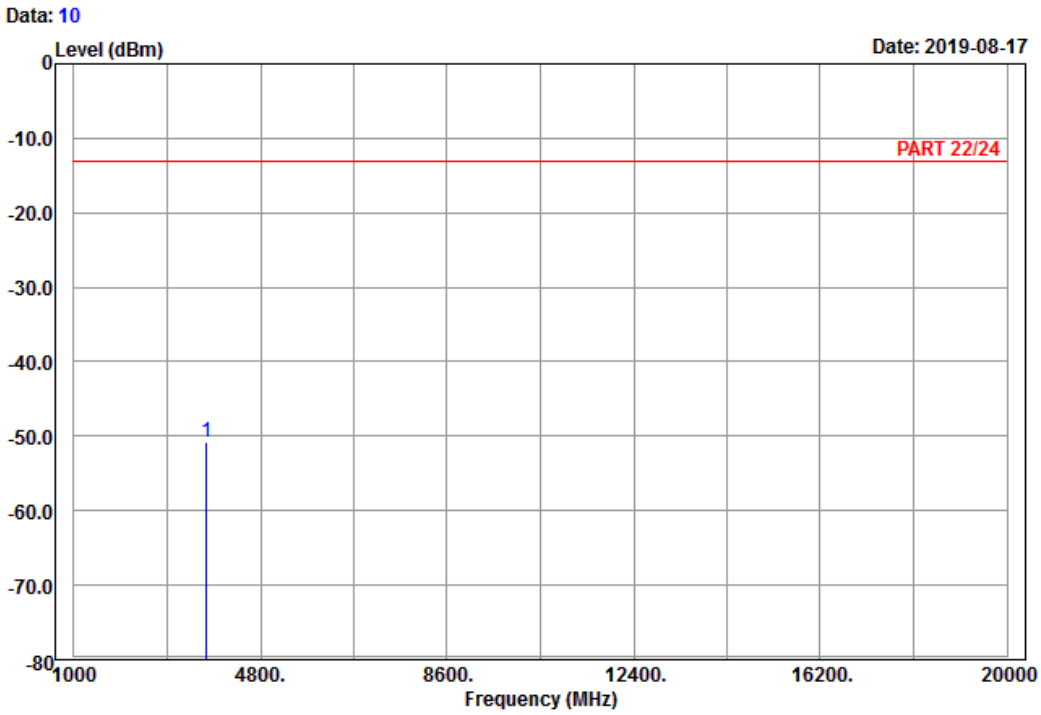

Site : 966 chamber 1
Condition: PART 22/24 Vertical
Remark : Band II_Link_L-Ch
Tested by: Charles Hsiao

	Freq	Level	Read Level	Factor	Limit Line	Over Limit	Remark
	MHz	dBm	dBm	dB	dBm	dB	
1 pp	3704.80	-50.80	-66.68	15.88	-13.00	-37.80	Peak

Middle Channel

Bureau Veritas Consumer Products Services Ltd.,Taoyuan Branch

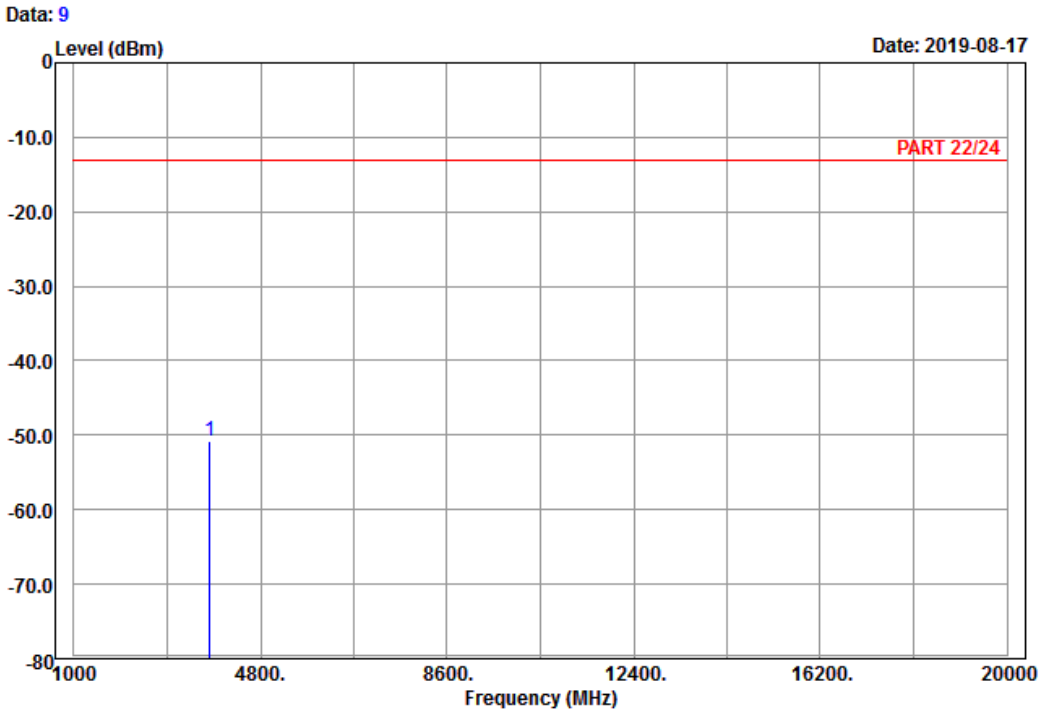

Site : 966 chamber 1
Condition: PART 22/24 Horizontal
Remark : Band II_Link_M-Ch
Tested by: Charles Hsiao

	Freq	Level	Read Level	Factor	Limit Line	Over Limit	Remark
	MHz	dBm	dBm	dB	dBm	dB	
1 pp	3760.00	-50.86	-67.00	16.14	-13.00	-37.86	Peak

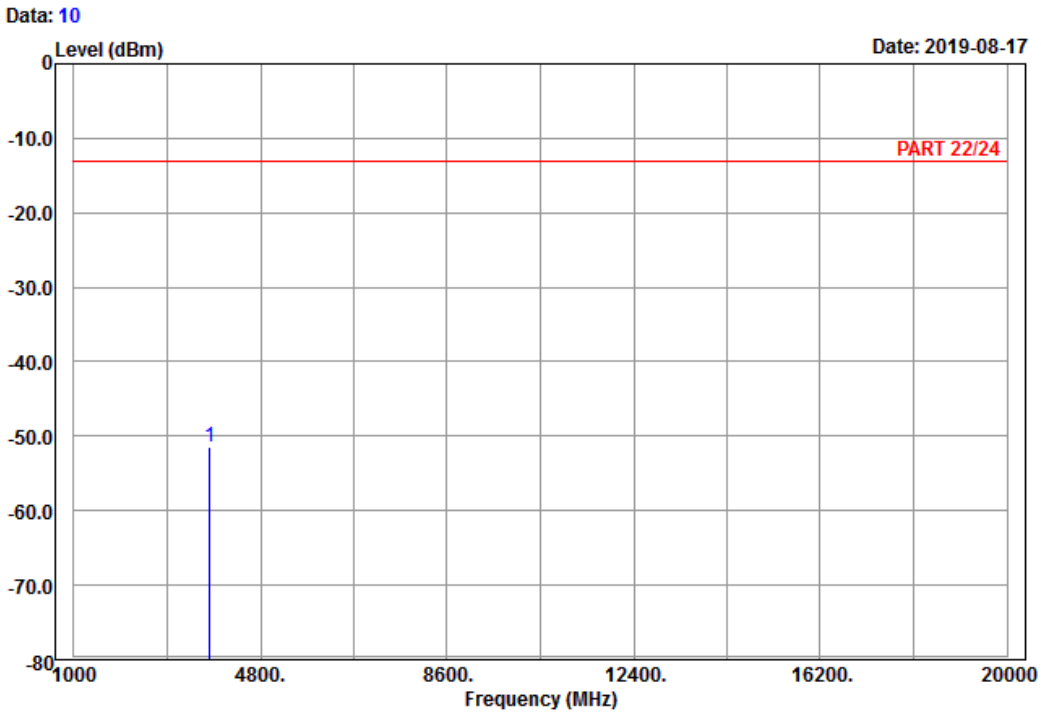

Site : 966 chamber 1
Condition: PART 22/24 Vertical
Remark : Band II_Link_M-Ch
Tested by: Charles Hsiao

	Freq	Level	Read Level	Factor	Limit Line	Over Limit	Remark
	MHz	dBm	dBm	dB	dBm	dB	
1 pp	3760.00	-51.38	-67.52	16.14	-13.00	-38.38	Peak

High Channel

Bureau Veritas Consumer Products Services Ltd.,Taoyuan Branch

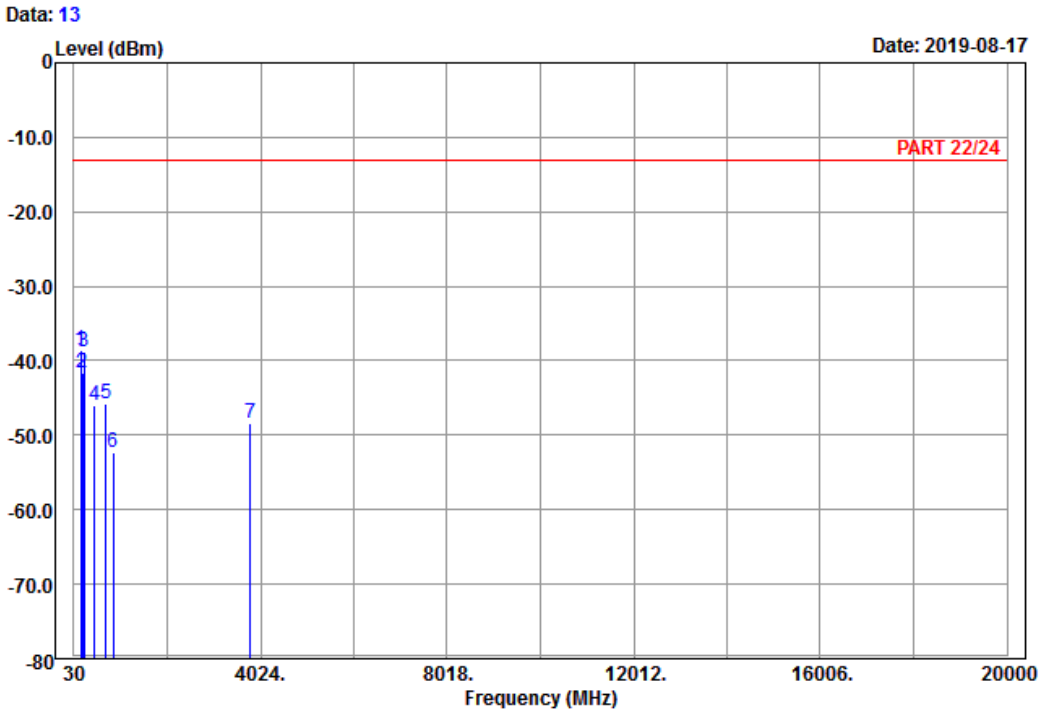

Site : 966 chamber 1
Condition: PART 22/24 Horizontal
Remark : Band II_Link_H-Ch
Tested by: Charles Hsiao

		Freq	Level	Read Level	Factor	Limit Line	Over Limit	Remark
		MHz	dBm	dBm	dB	dBm	dB	
1	pp	170.40	-38.65	-32.05	-6.60	-13.00	-25.65	Peak
2		211.71	-41.61	-35.58	-6.03	-13.00	-28.61	Peak
3		254.91	-38.85	-33.30	-5.55	-13.00	-25.85	Peak
4		476.40	-46.03	-41.44	-4.59	-13.00	-33.03	Peak
5		710.90	-45.87	-45.29	-0.58	-13.00	-32.87	Peak
6		866.30	-52.34	-54.26	1.92	-13.00	-39.34	Peak
7		3815.20	-48.43	-64.84	16.41	-13.00	-35.43	Peak

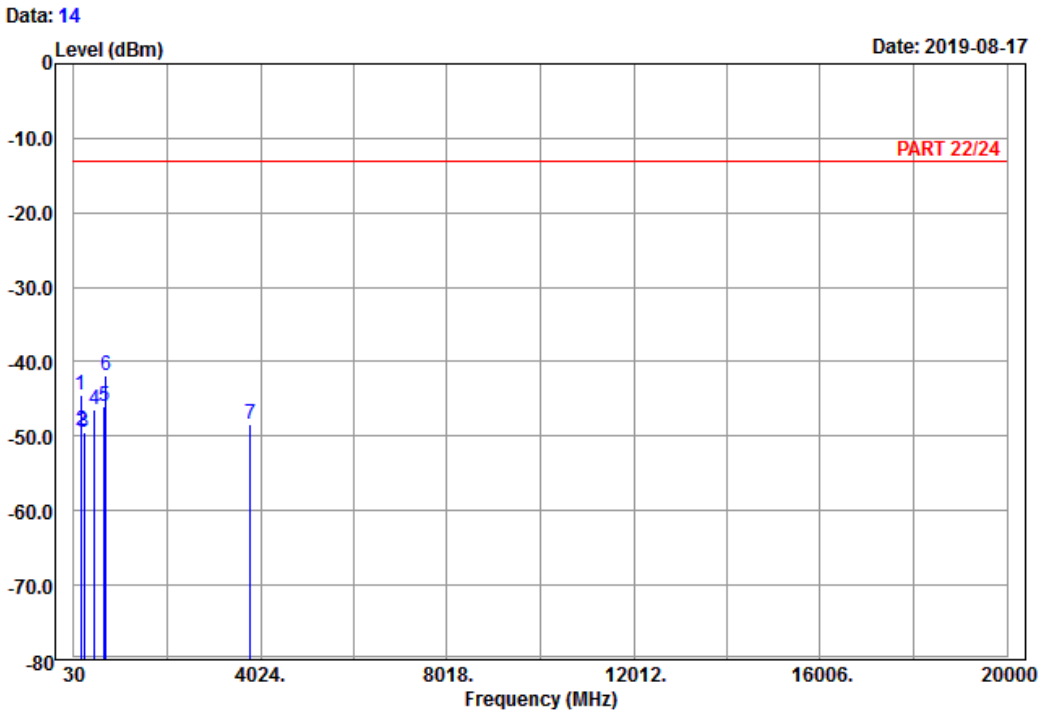

Site : 966 chamber 1
Condition: PART 22/24 Vertical
Remark : Band II_Link_H-Ch
Tested by: Charles Hsiao

	Freq	Level	Read Level	Factor	Limit Line	Over Limit	Remark
	MHz	dBm	dBm	dB	dBm	dB	
1	170.40	-44.52	-37.92	-6.60	-13.00	-31.52	Peak
2	197.94	-49.20	-43.11	-6.09	-13.00	-36.20	Peak
3	252.75	-49.55	-44.02	-5.53	-13.00	-36.55	Peak
4	475.70	-46.52	-41.96	-4.56	-13.00	-33.52	Peak
5	685.00	-46.02	-45.72	-0.30	-13.00	-33.02	Peak
6 pp	715.10	-41.87	-41.22	-0.65	-13.00	-28.87	Peak
7	3815.20	-48.47	-64.88	16.41	-13.00	-35.47	Peak

LTE Band 2
Channel Bandwidth: 1.4 MHz / QPSK
Low Channel

Bureau Veritas Consumer Products Services Ltd.,Taoyuan Branch

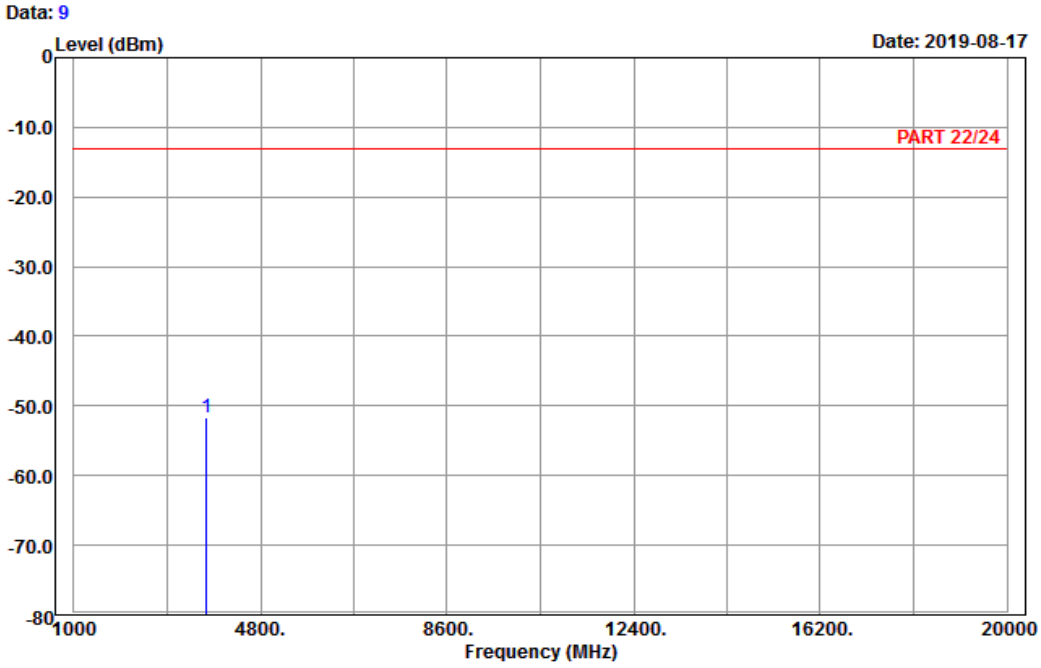

Site : 966 chamber 1
Condition: PART 22/24 Horizontal
Remark : LTE_Band 2_Link_L-CH
Tested by: Karl Lee

	Freq	Level	Read Level	Factor	Limit Line	Over Limit	Remark
	MHz	dBm	dBm	dB	dBm	dB	
1 pp	3701.40	-51.58	-67.46	15.88	-13.00	-38.58	Peak

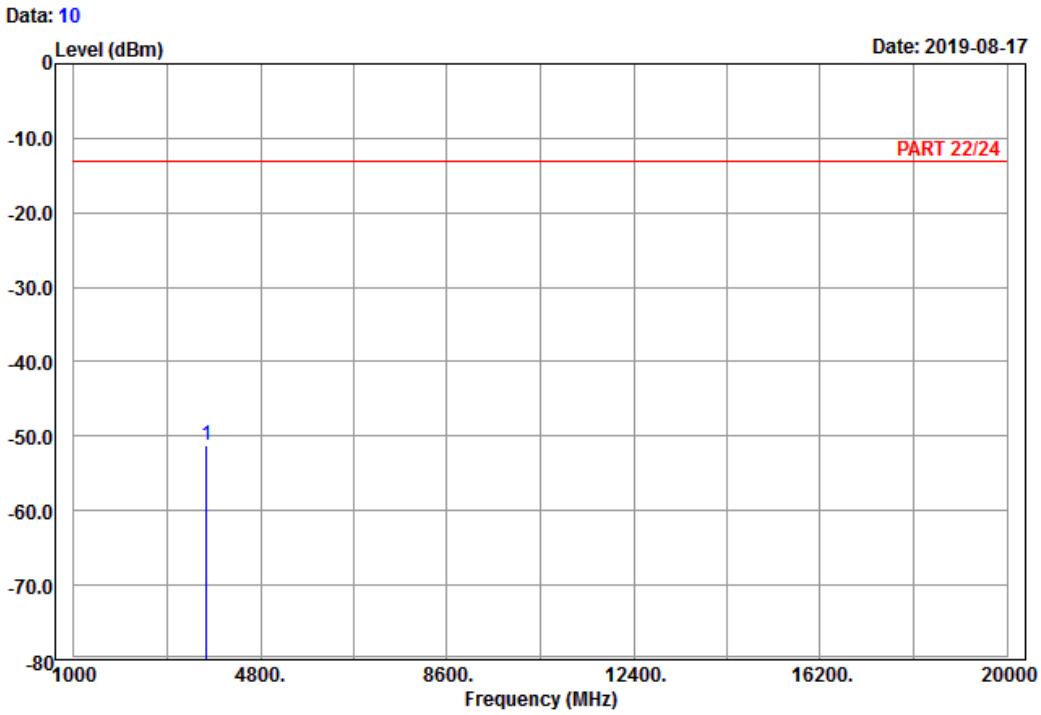

Site : 966 chamber 1
Condition: PART 22/24 Vertical
Remark : LTE_Band 2_Link_L-CH
Tested by: Karl Lee

	Freq	Level	Read Level	Factor	Limit Line	Over Limit	Remark
	MHz	dBm	dBm	dB	dBm	dB	
1 pp	3701.40	-51.24	-67.12	15.88	-13.00	-38.24	Peak

Middle Channel

Bureau Veritas Consumer Products Services Ltd.,Taoyuan Branch

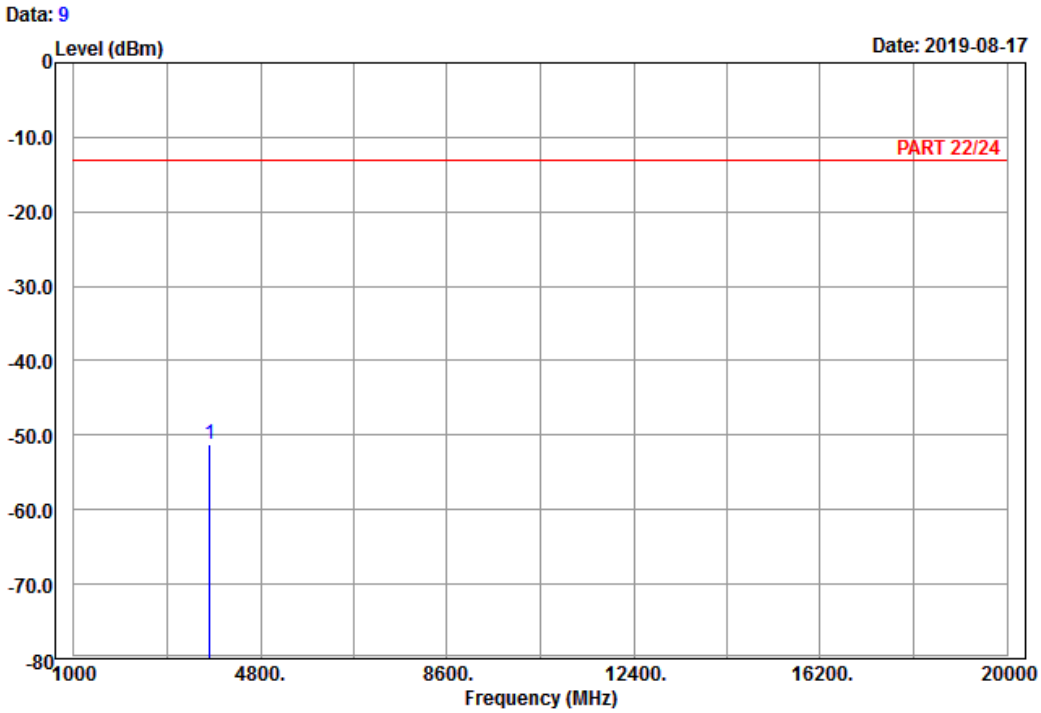

Site : 966 chamber 1
Condition: PART 22/24 Horizontal
Remark : LTE_Band 2_Link_M-CH
Tested by: Karl Lee

	Freq	Level	Read Level	Factor	Limit Line	Over Limit	Remark
	MHz	dBm	dBm	dB	dBm	dB	
1 pp	3760.00	-51.28	-67.42	16.14	-13.00	-38.28	Peak

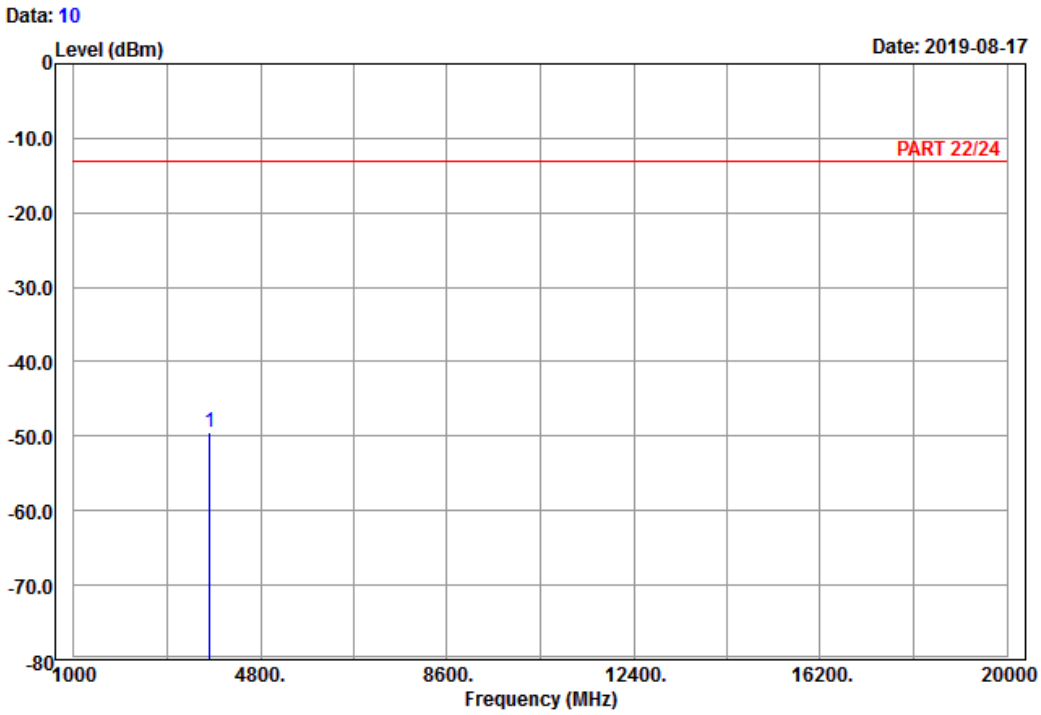

Site : 966 chamber 1
Condition: PART 22/24 Vertical
Remark : LTE_Band 2_Link_M-CH
Tested by: Karl Lee

	Freq	Level	Read Level	Factor	Limit Line	Over Limit	Remark
	MHz	dBm	dBm	dB	dBm	dB	
1 pp	3760.00	-49.53	-65.67	16.14	-13.00	-36.53	Peak

High Channel

Bureau Veritas Consumer Products Services Ltd.,Taoyuan Branch

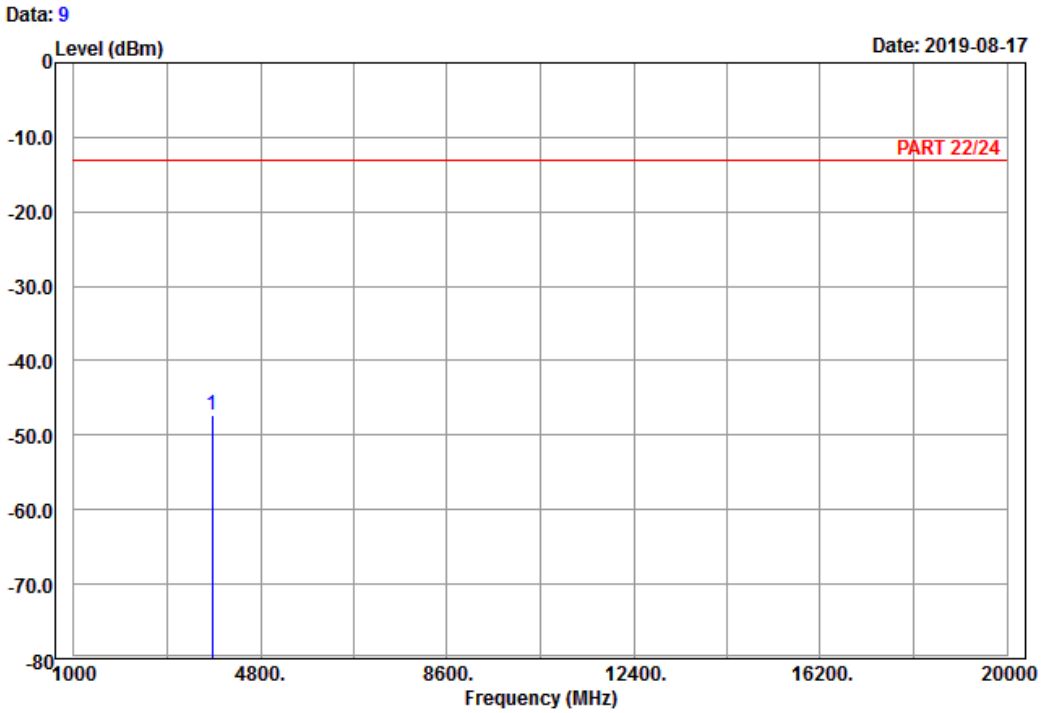

Site : 966 chamber 1
Condition: PART 22/24 Horizontal
Remark : LTE_Band 2_Link_H-Ch
Tested by: Karl Lee

	Freq	Level	Read Level	Factor	Limit Line	Over Limit	Remark
	MHz	dBm	dBm	dB	dBm	dB	
1 pp	3818.60	-47.30	-63.80	16.50	-13.00	-34.30	Peak

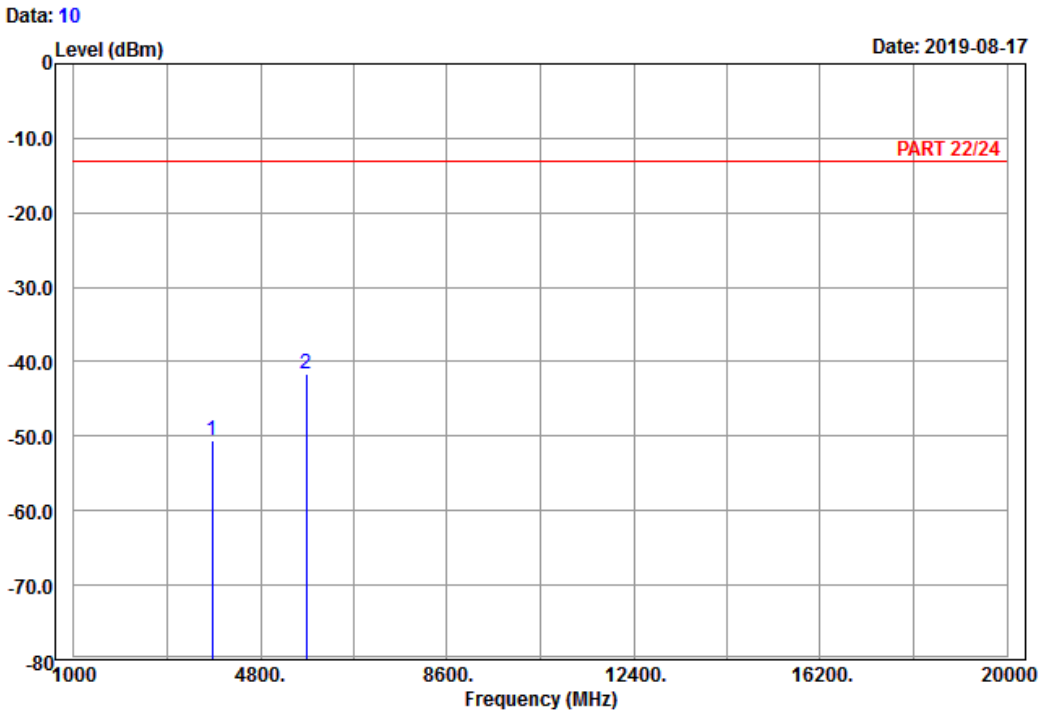

Site : 966 chamber 1
Condition: PART 22/24 Vertical
Remark : LTE_Band 2_Link_H-Ch
Tested by: Karl Lee

	Freq	Level	Read Level	Factor	Limit Line	Over Limit	Remark
	MHz	dBm	dBm	dB	dBm	dB	
1	3818.60	-50.60	-67.10	16.50	-13.00	-37.60	Peak
2 pp	5727.90	-41.66	-62.00	20.34	-13.00	-28.66	Peak

Channel Bandwidth: 5 MHz / QPSK
Low Channel

Bureau Veritas Consumer Products Services Ltd.,Taoyuan Branch

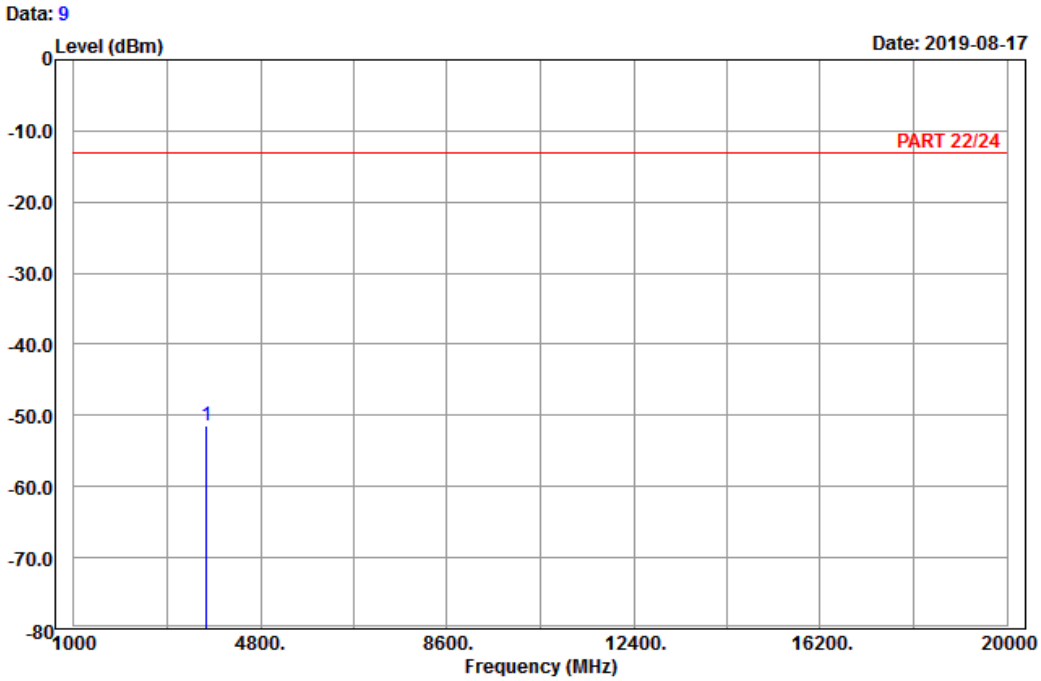

Site : 966 chamber 1
Condition: PART 22/24 Horizontal
Remark : LTE_Band 2_Link_L-CH
Tested by: Karl Lee

	Freq	Level	Read Level	Factor	Limit Line	Over Limit	Remark
	MHz	dBm	dBm	dB	dBm	dB	
1 pp	3705.00	-51.36	-67.24	15.88	-13.00	-38.36	Peak

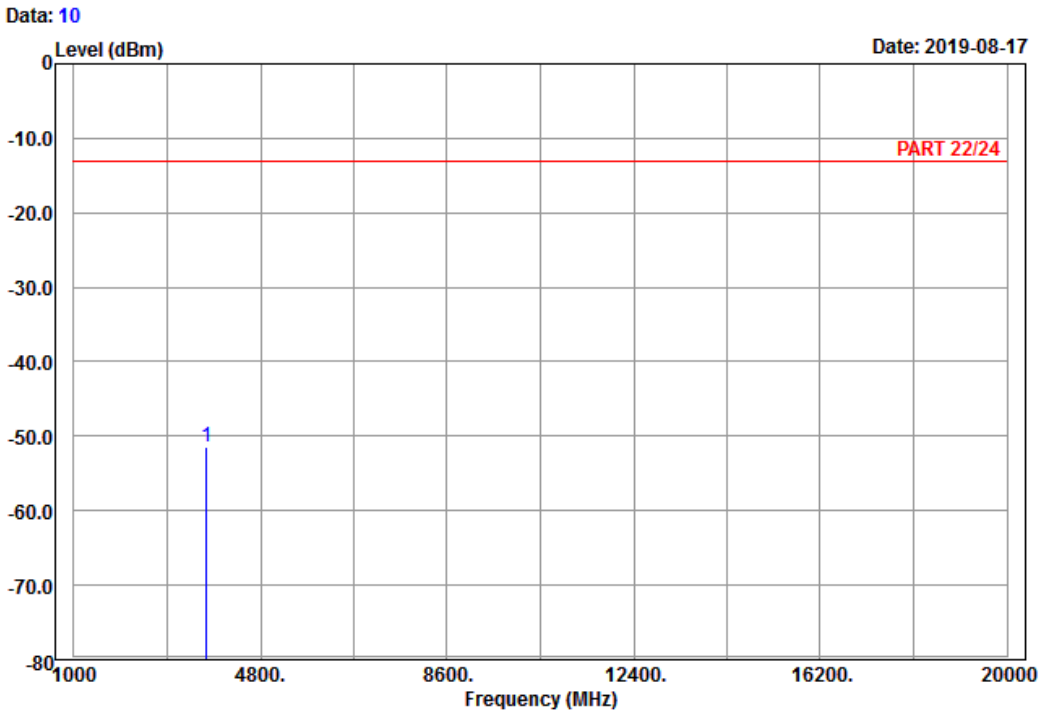

Site : 966 chamber 1
Condition: PART 22/24 Vertical
Remark : LTE_Band 2_Link_L-CH
Tested by: Karl Lee

	Freq	Level	Read Level	Factor	Limit Line	Over Limit	Remark
	MHz	dBm	dBm	dB	dBm	dB	
1 pp	3705.00	-51.55	-67.43	15.88	-13.00	-38.55	Peak

Middle Channel

Bureau Veritas Consumer Products Services Ltd.,Taoyuan Branch

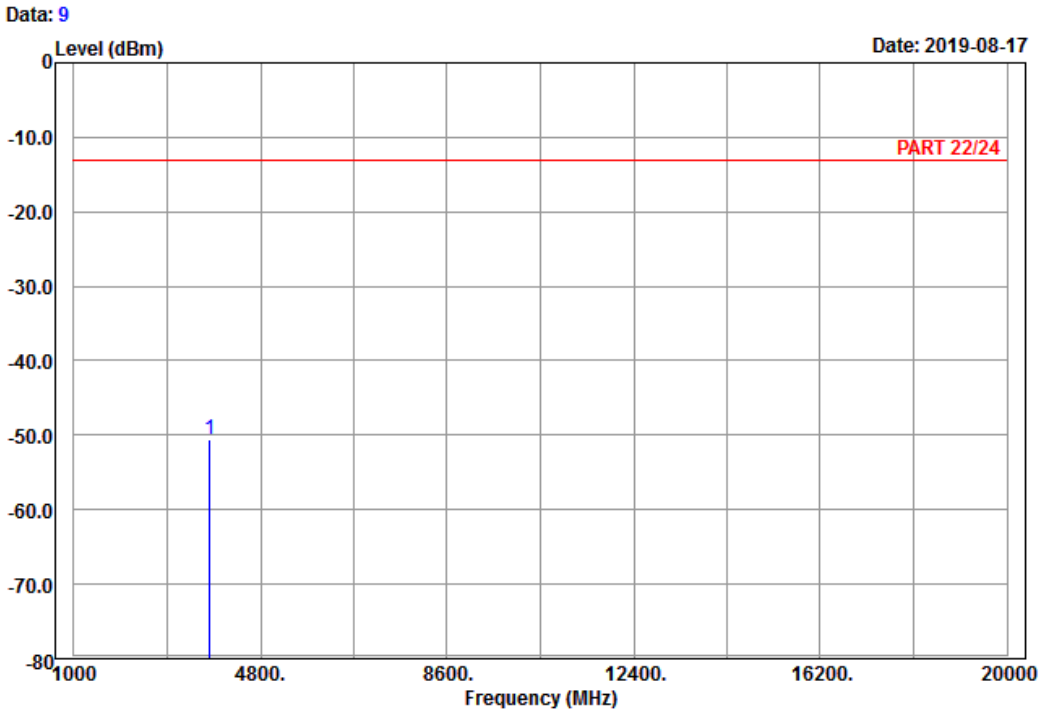

Site : 966 chamber 1
Condition: PART 22/24 Horizontal
Remark : LTE_Band 2_Link_M-CH
Tested by: Karl Lee

	Freq	Level	Read Level	Factor	Limit Line	Over Limit	Remark
	MHz	dBm	dBm	dB	dBm	dB	
1 pp	3760.00	-50.60	-66.74	16.14	-13.00	-37.60	Peak

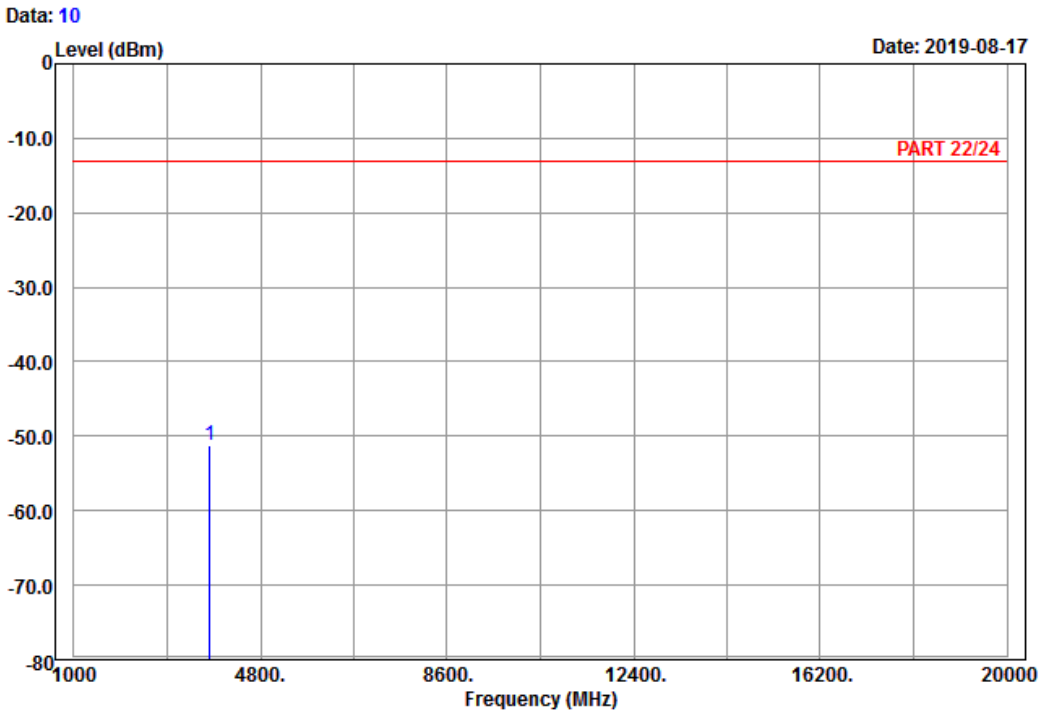

Site : 966 chamber 1
Condition: PART 22/24 Vertical
Remark : LTE_Band 2_Link_M-CH
Tested by: Karl Lee

	Freq	Level	Read Level	Factor	Limit Line	Over Limit	Remark
	MHz	dBm	dBm	dB	dBm	dB	
1 pp	3760.00	-51.27	-67.41	16.14	-13.00	-38.27	Peak

High Channel

Bureau Veritas Consumer Products Services Ltd.,Taoyuan Branch

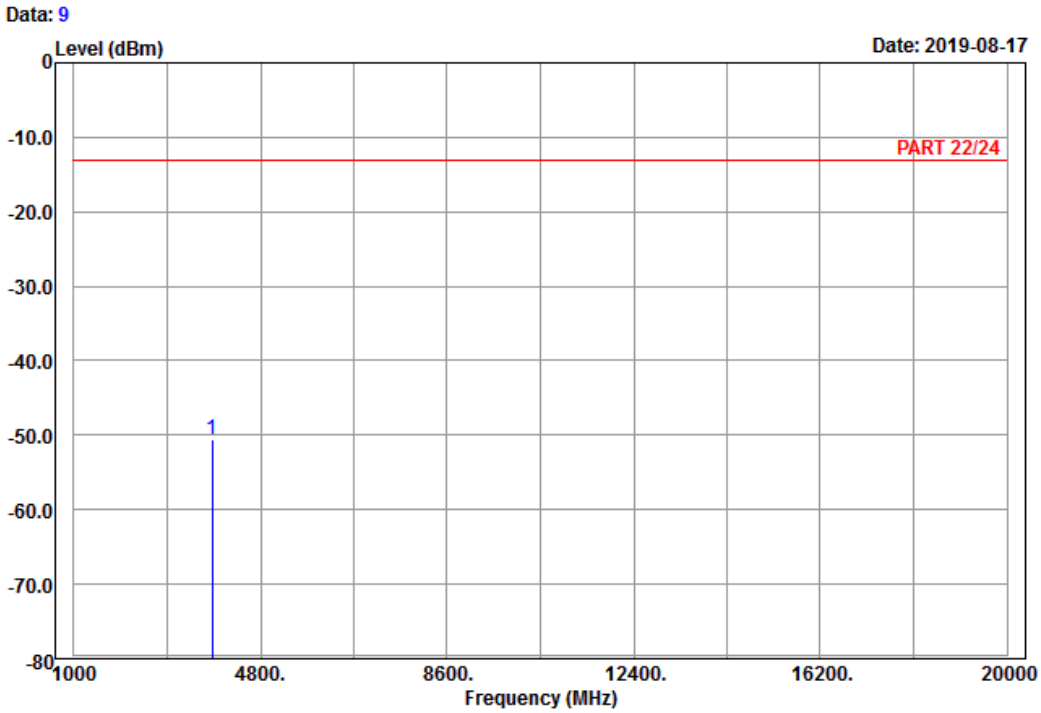

Site : 966 chamber 1
Condition: PART 22/24 Horizontal
Remark : LTE_Band 2_Link_H-CH
Tested by: Karl Lee

	Freq	Level	Read Level	Factor	Limit Line	Over Limit	Remark
	MHz	dBm	dBm	dB	dBm	dB	
1 pp	3815.00	-50.57	-66.98	16.41	-13.00	-37.57	Peak

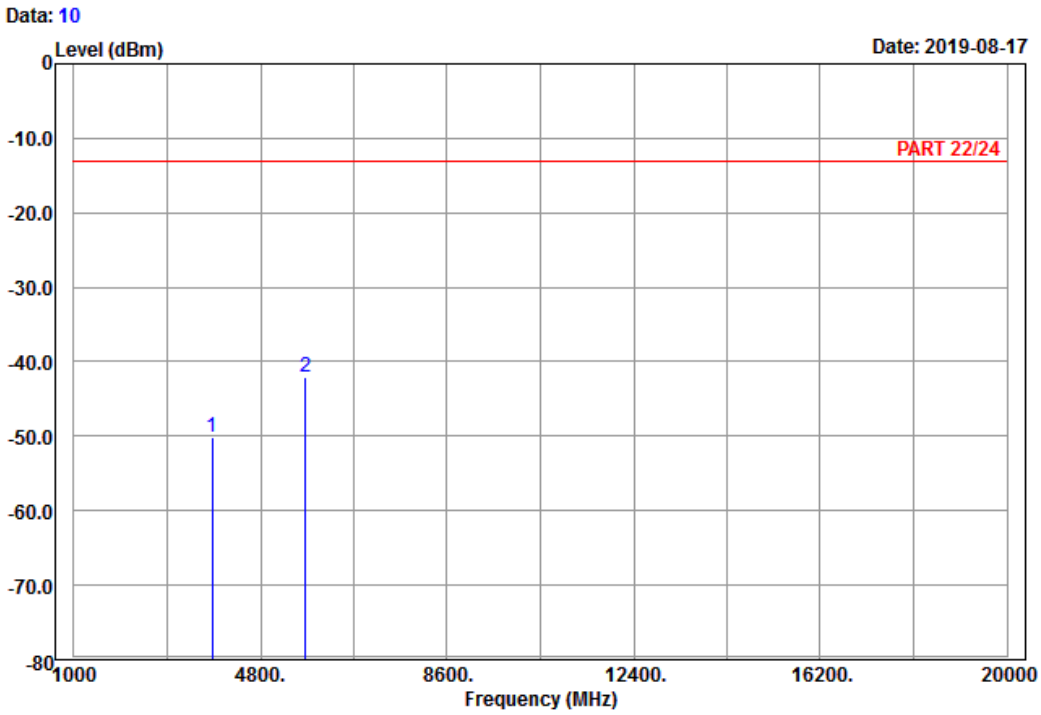

Site : 966 chamber 1
Condition: PART 22/24 Vertical
Remark : LTE_Band 2_Link_H-CH
Tested by: Karl Lee

	Freq	Level	Read Level	Factor	Limit Line	Over Limit	Remark
	MHz	dBm	dBm	dB	dBm	dB	
1	3815.00	-50.24	-66.65	16.41	-13.00	-37.24	Peak
2 pp	5722.50	-42.01	-62.28	20.27	-13.00	-29.01	Peak

Channel Bandwidth: 20 MHz / QPSK
Low Channel

Bureau Veritas Consumer Products Services Ltd.,Taoyuan Branch

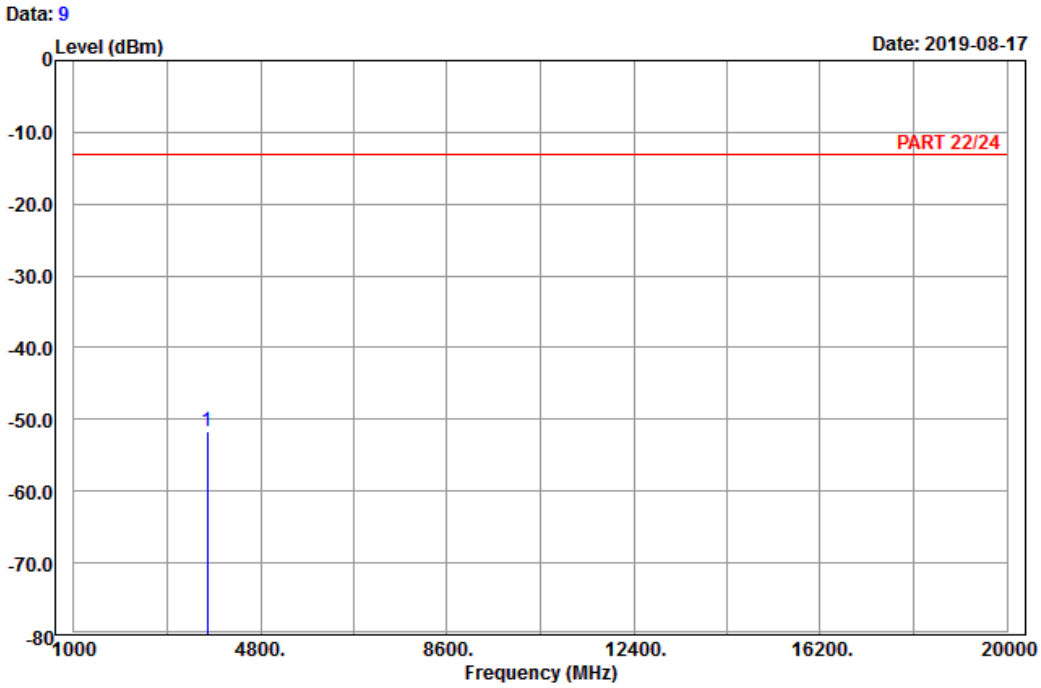

Site : 966 chamber 1
Condition: PART 22/24 Horizontal
Remark : LTE_Band 2_Link_L-CH
Tested by: Karl Lee

	Freq	Level	Read Level	Factor	Limit Line	Over Limit	Remark
	MHz	dBm	dBm	dB	dBm	dB	
1 pp	3720.00	-51.74	-67.71	15.97	-13.00	-38.74	Peak

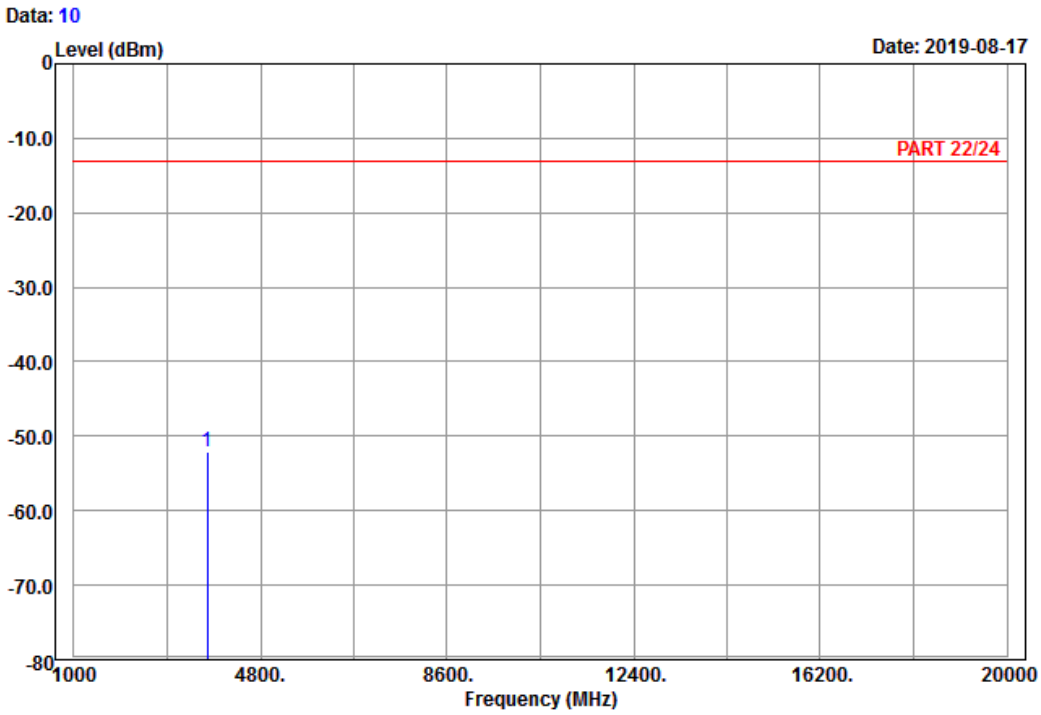

Site : 966 chamber 1
Condition: PART 22/24 Vertical
Remark : LTE_Band 2_Link_L-CH
Tested by: Karl Lee

	Freq	Level	Read Level	Factor	Limit Line	Over Limit	Remark
	MHz	dBm	dBm	dB	dBm	dB	
1 pp	3720.00	-52.17	-68.14	15.97	-13.00	-39.17	Peak

Middle Channel

Bureau Veritas Consumer Products Services Ltd.,Taoyuan Branch

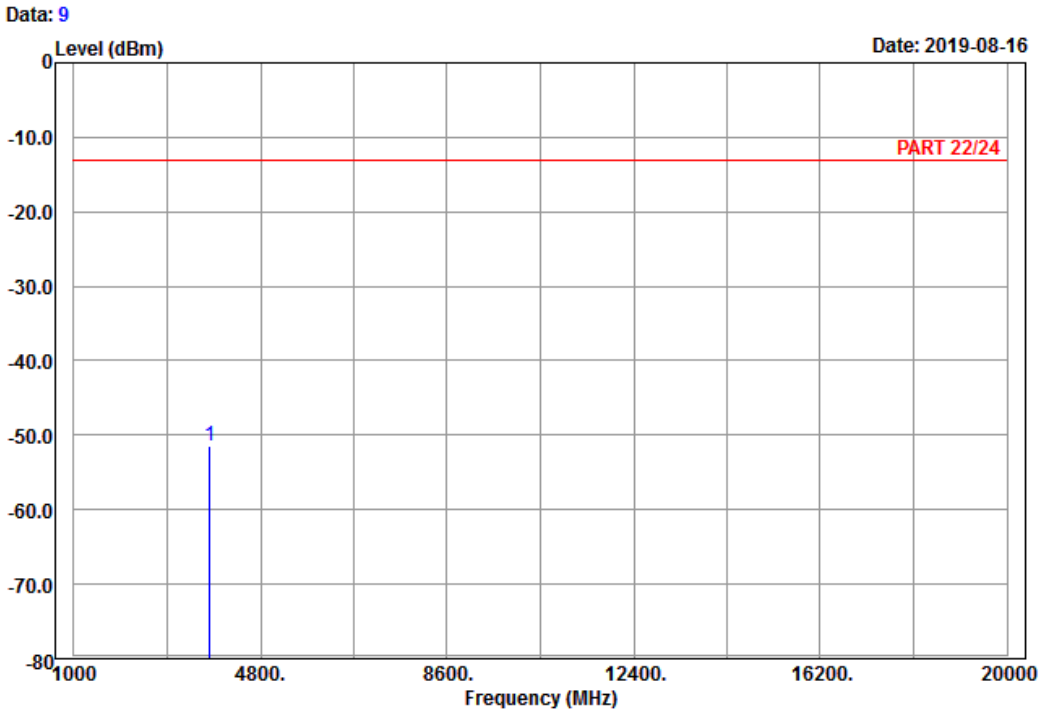

Site : 966 chamber 1
Condition: PART 22/24 Horizontal
Remark : LTE_Band 2_Link_M-CH
Tested by: Karl Lee

	Freq	Level	Read Level	Factor	Limit Line	Over Limit	Remark
	MHz	dBm	dBm	dB	dBm	dB	
1 pp	3760.00	-51.45	-67.59	16.14	-13.00	-38.45	Peak

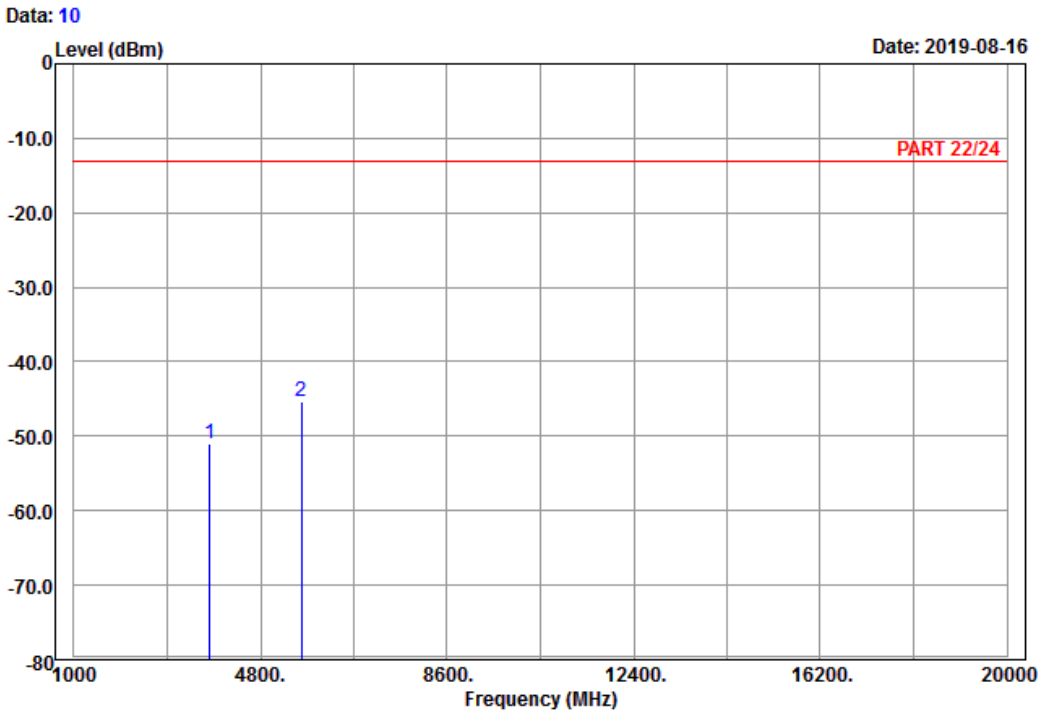

Site : 966 chamber 1
Condition: PART 22/24 Vertical
Remark : LTE_Band 2_Link_M-CH
Tested by: Karl Lee

	Freq	Level	Read Level	Factor	Limit Line	Over Limit	Remark
	MHz	dBm	dBm	dB	dBm	dB	
1	3760.00	-50.96	-67.10	16.14	-13.00	-37.96	Peak
2 pp	5640.00	-45.27	-65.74	20.47	-13.00	-32.27	Peak

High Channel

Bureau Veritas Consumer Products Services Ltd.,Taoyuan Branch

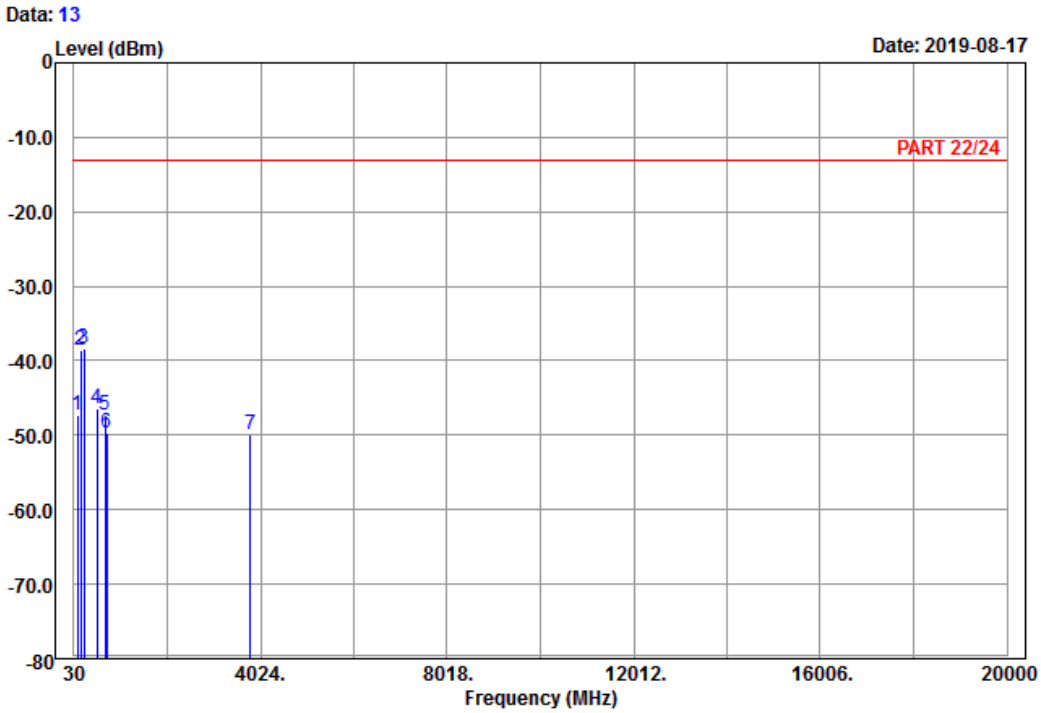

Site : 966 chamber 1
Condition: PART 22/24 Horizontal
Remark : LTE_Band 2_Link_H-CH
Tested by: Karl Lee

		Freq	Level	Read Level	Factor	Limit Line	Over Limit	Remark
		MHz	dBm	dBm	dB	dBm	dB	
1		115.59	-47.37	-38.80	-8.57	-13.00	-34.37	Peak
2		170.40	-38.67	-32.07	-6.60	-13.00	-25.67	Peak
3	pp	247.62	-38.27	-32.72	-5.55	-13.00	-25.27	Peak
4		518.40	-46.35	-42.42	-3.93	-13.00	-33.35	Peak
5		704.60	-47.20	-46.75	-0.45	-13.00	-34.20	Peak
6		741.00	-49.71	-48.56	-1.15	-13.00	-36.71	Peak
7		3800.00	-49.87	-66.28	16.41	-13.00	-36.87	Peak

Data: 14

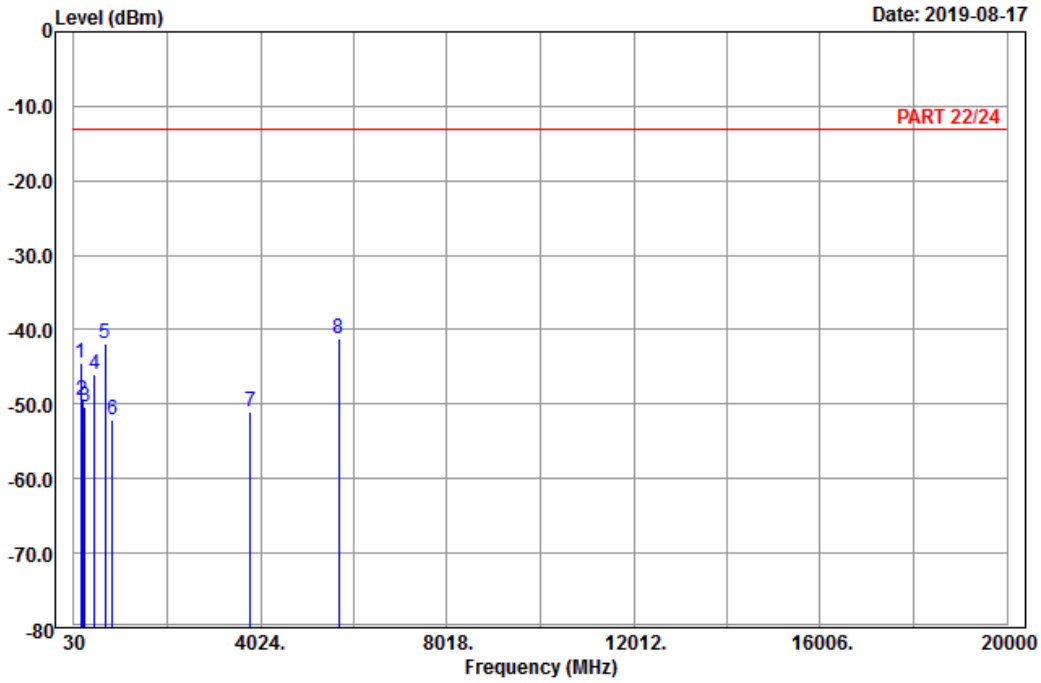

Site : 966 chamber 1
Condition: PART 22/24 Vertical
Remark : LTE_Band 2_Link_H-CH
Tested by: Karl Lee

	Freq	Level	Read Level	Factor	Limit Line	Over Limit	Remark
	MHz	dBm	dBm	dB	dBm	dB	
1	169.59	-44.55	-37.84	-6.71	-13.00	-31.55	Peak
2	212.79	-49.48	-43.47	-6.01	-13.00	-36.48	Peak
3	270.30	-50.43	-44.74	-5.69	-13.00	-37.43	Peak
4	476.40	-45.92	-41.33	-4.59	-13.00	-32.92	Peak
5	704.60	-41.95	-41.50	-0.45	-13.00	-28.95	Peak
6	858.60	-52.03	-53.73	1.70	-13.00	-39.03	Peak
7	3800.00	-51.10	-67.51	16.41	-13.00	-38.10	Peak
8 pp	5700.00	-41.28	-61.49	20.21	-13.00	-28.28	Peak

Antenna 2
WCDMA:
Low Channel

Bureau Veritas Consumer Products Services Ltd.,Taoyuan Branch

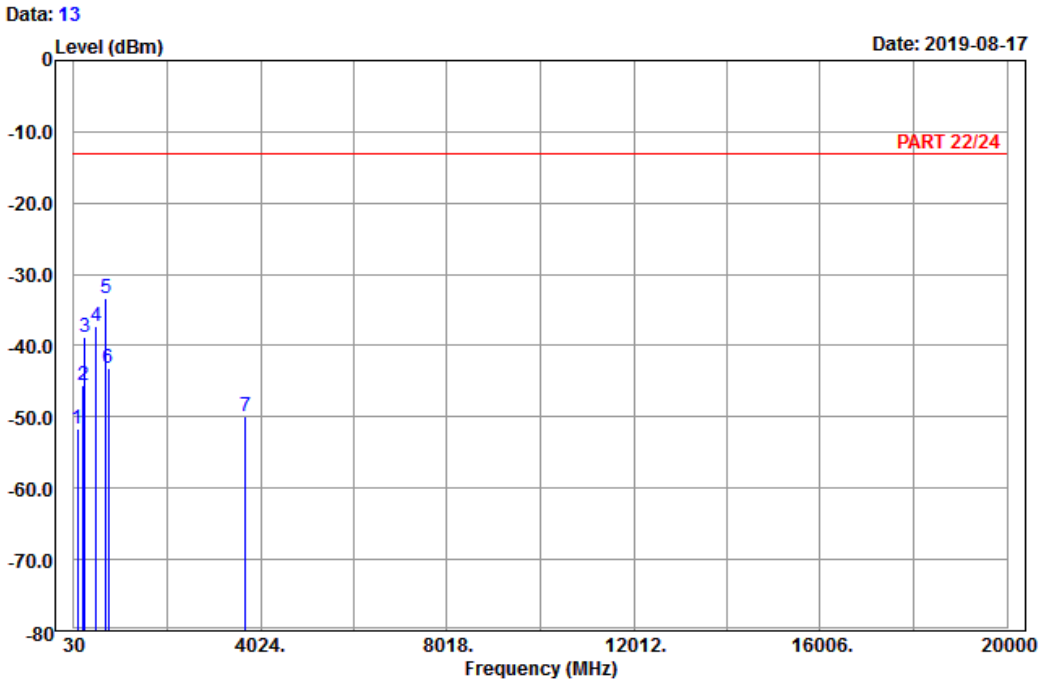

Site : 966 chamber 1
Condition: PART 22/24 Horizontal
Remark : Band II_Link_L-Ch
Tested by: Charles Hsiao

	Freq	Level	Read Level	Factor	Limit Line	Over Limit	Remark
	MHz	dBm	dBm	dB	dBm	dB	
1	114.24	-51.72	-43.09	-8.63	-13.00	-38.72	Peak
2	224.67	-45.56	-39.71	-5.85	-13.00	-32.56	Peak
3	256.26	-38.80	-33.24	-5.56	-13.00	-25.80	Peak
4	505.10	-37.29	-32.36	-4.93	-13.00	-24.29	Peak
5 pp	715.80	-33.42	-32.75	-0.67	-13.00	-20.42	Peak
6	761.30	-43.23	-42.69	-0.54	-13.00	-30.23	Peak
7	3704.80	-49.86	-65.74	15.88	-13.00	-36.86	Peak

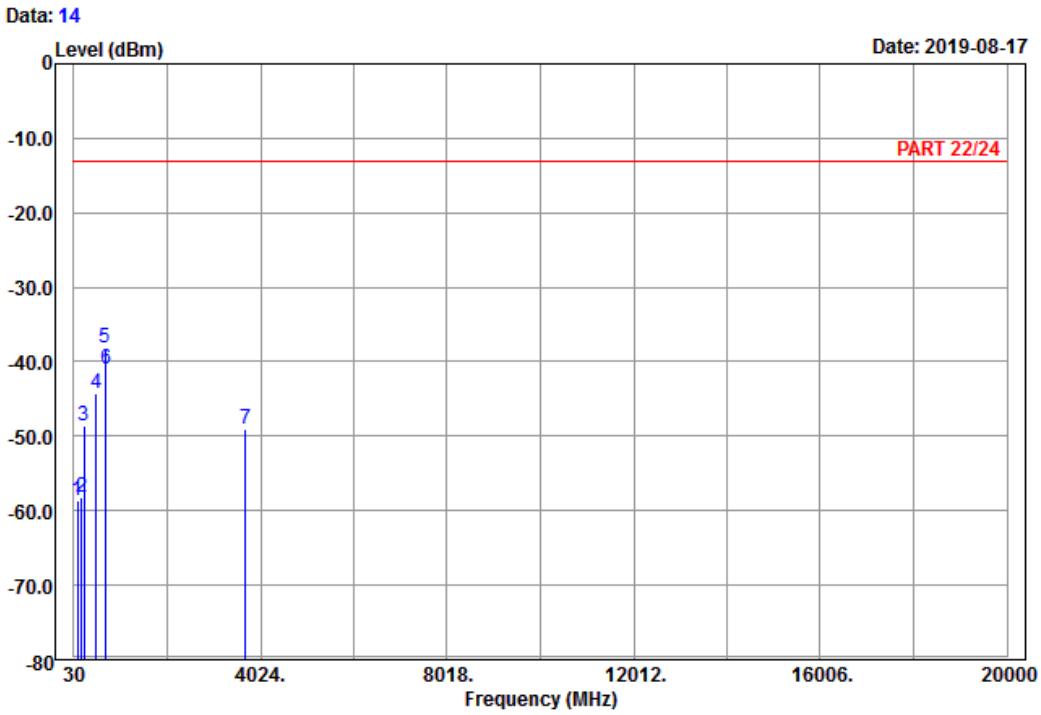

Site : 966 chamber 1
Condition: PART 22/24 Vertical
Remark : Band II_Link_L-Ch
Tested by: Charles Hsiao

	Freq	Level	Read Level	Factor	Limit Line	Over Limit	Remark
	MHz	dBm	dBm	dB	dBm	dB	
1	99.93	-58.64	-48.52	-10.12	-13.00	-45.64	Peak
2	190.92	-58.27	-52.49	-5.78	-13.00	-45.27	Peak
3	247.62	-48.54	-42.99	-5.55	-13.00	-35.54	Peak
4	511.40	-44.23	-39.73	-4.50	-13.00	-31.23	Peak
5 pp	699.00	-38.20	-37.83	-0.37	-13.00	-25.20	Peak
6	724.20	-41.08	-40.24	-0.84	-13.00	-28.08	Peak
7	3704.80	-48.94	-64.82	15.88	-13.00	-35.94	Peak

Middle Channel

Bureau Veritas Consumer Products Services Ltd.,Taoyuan Branch

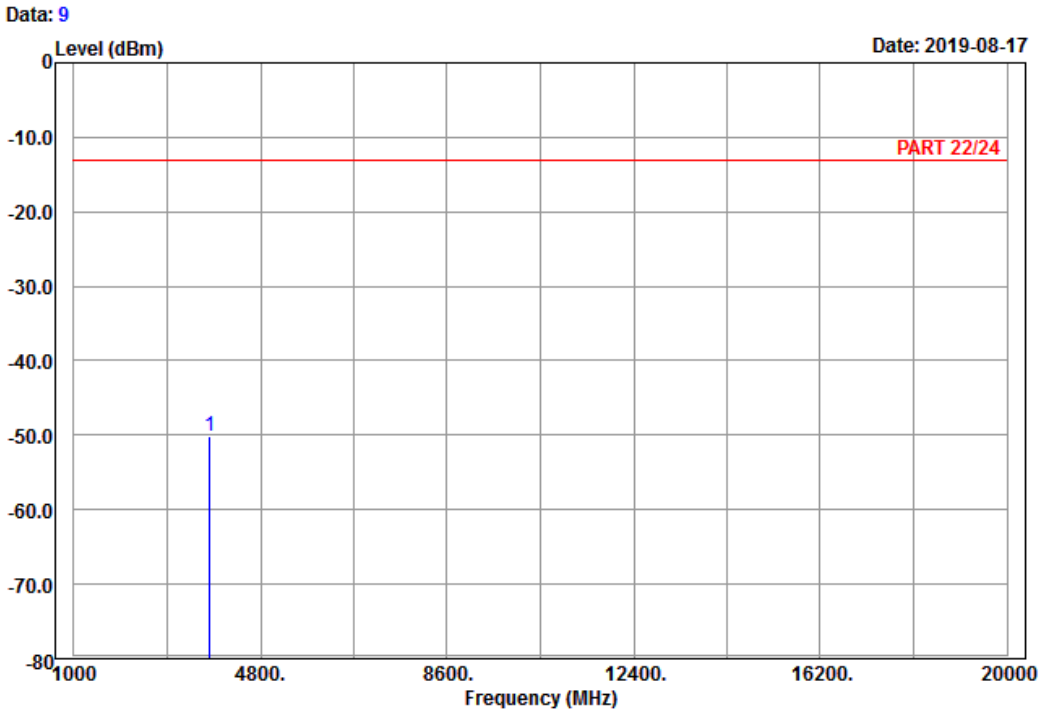

Site : 966 chamber 1
Condition: PART 22/24 Horizontal
Remark : Band II_Link_M-Ch
Tested by: Charles Hsiao

	Freq	Level	Read Level	Factor	Limit Line	Over Limit	Remark
	MHz	dBm	dBm	dB	dBm	dB	
1 pp	3760.00	-50.18	-66.32	16.14	-13.00	-37.18	Peak

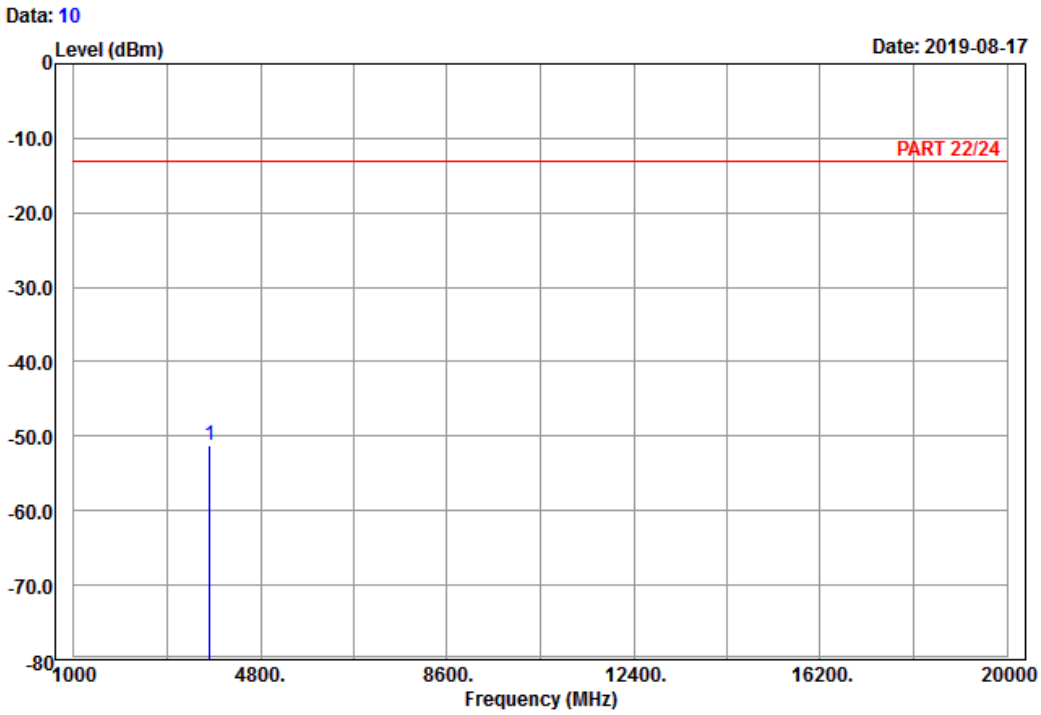

Site : 966 chamber 1
Condition: PART 22/24 Vertical
Remark : Band II_Link_M-Ch
Tested by: Charles Hsiao

	Freq	Level	Read Level	Factor	Limit Line	Over Limit	Remark
	MHz	dBm	dBm	dB	dBm	dB	
1 pp	3760.00	-51.12	-67.26	16.14	-13.00	-38.12	Peak

High Channel

Bureau Veritas Consumer Products Services Ltd.,Taoyuan Branch

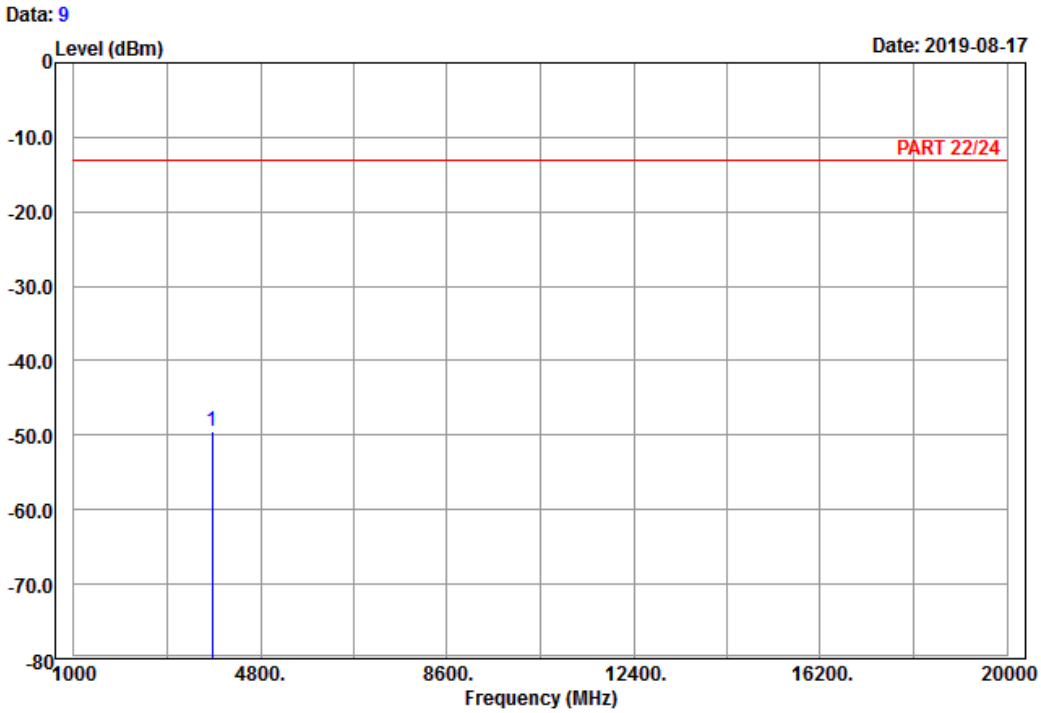

Site : 966 chamber 1
Condition: PART 22/24 Horizontal
Remark : Band II_Link_H-Ch
Tested by: Charles Hsiao

	Freq	Level	Read Level	Factor	Limit Line	Over Limit	Remark
	MHz	dBm	dBm	dB	dBm	dB	
1 pp	3815.20	-49.45	-65.86	16.41	-13.00	-36.45	Peak

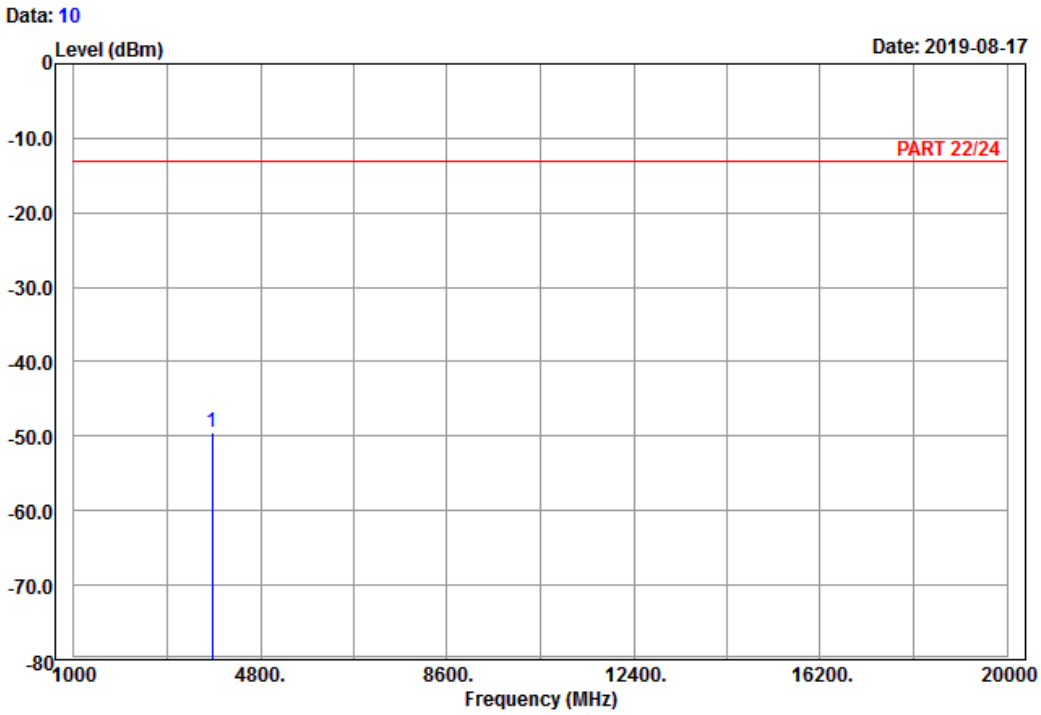

Site : 966 chamber 1
Condition: PART 22/24 Vertical
Remark : Band II_Link_H-Ch
Tested by: Charles Hsiao

	Freq	Level	Read Level	Factor	Limit Line	Over Limit	Remark
	MHz	dBm	dBm	dB	dBm	dB	
1 pp	3815.20	-49.56	-65.97	16.41	-13.00	-36.56	Peak

LTE Band 2
Channel Bandwidth: 1.4 MHz / QPSK
Low Channel

Bureau Veritas Consumer Products Services Ltd.,Taoyuan Branch

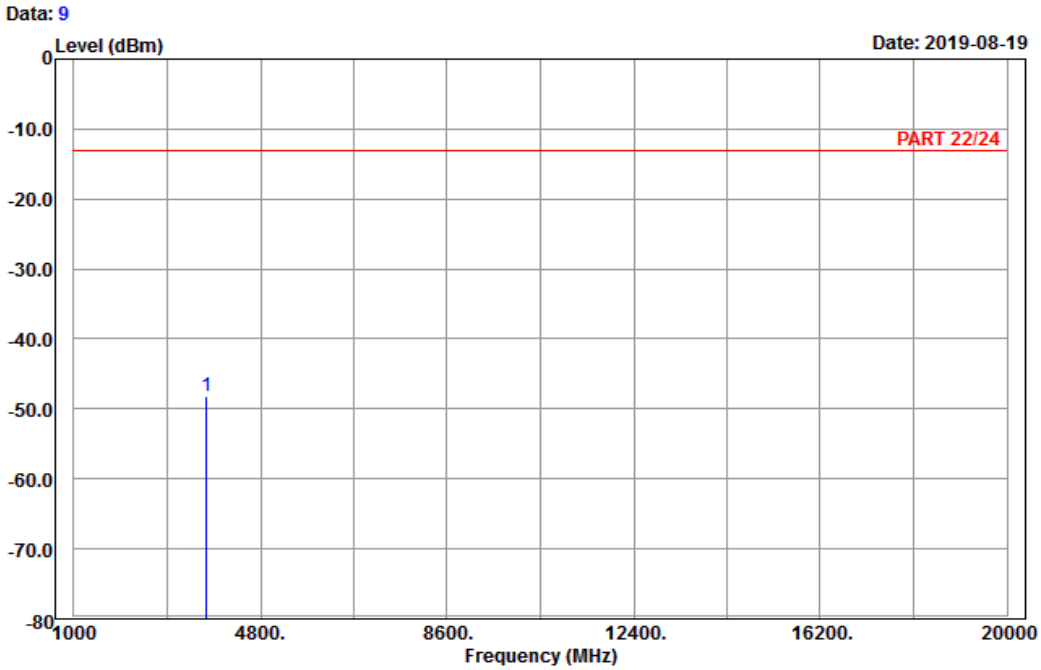


```
Site      : 966 chamber 1
Condition: PART 22/24 Horizontal
Remark    : LTE_Band 2_Link_L-CH
Tested by: Karl Lee
                          Read          Limit   Over
           Freq  Level  Level Factor   Line  Limit Remark
      __________ ______ ______ ______ ______ ______ __________
            MHz    dBm    dBm     dB    dBm     dB

  1 pp  3701.40 -48.26 -64.14  15.88 -13.00 -35.26 Peak
```

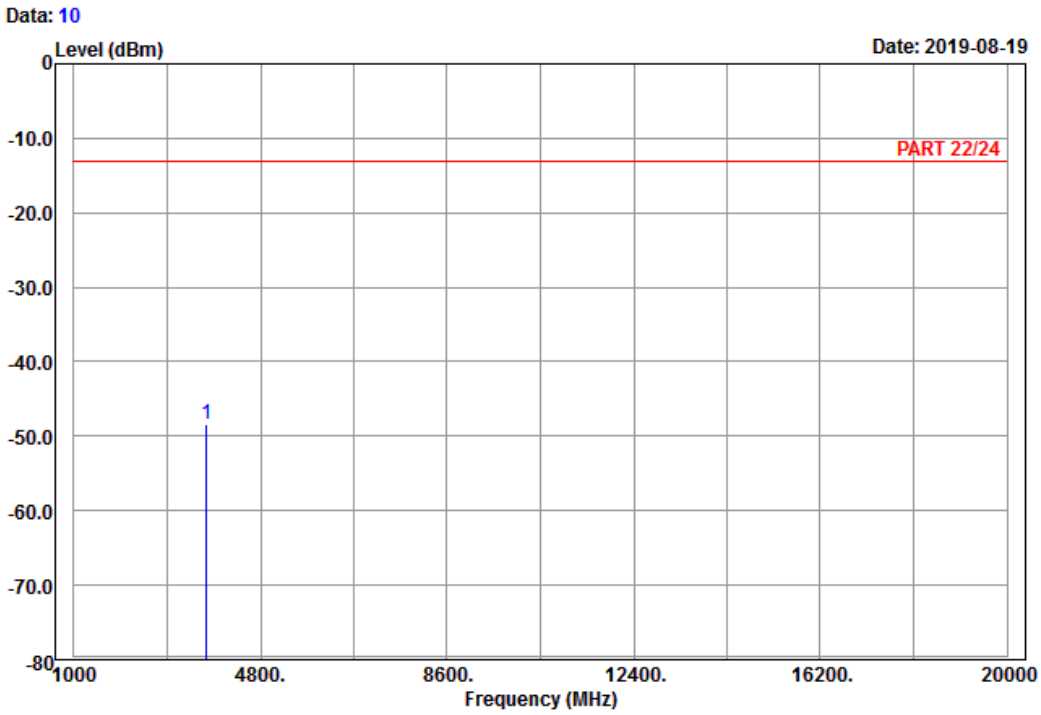

Site : 966 chamber 1
Condition: PART 22/24 Vertical
Remark : LTE_Band 2_Link_L-CH
Tested by: Karl Lee

	Freq	Level	Read Level	Factor	Limit Line	Over Limit	Remark
	MHz	dBm	dBm	dB	dBm	dB	
1 pp	3701.40	-48.31	-64.19	15.88	-13.00	-35.31	Peak

Middle Channel

Bureau Veritas Consumer Products Services Ltd.,Taoyuan Branch

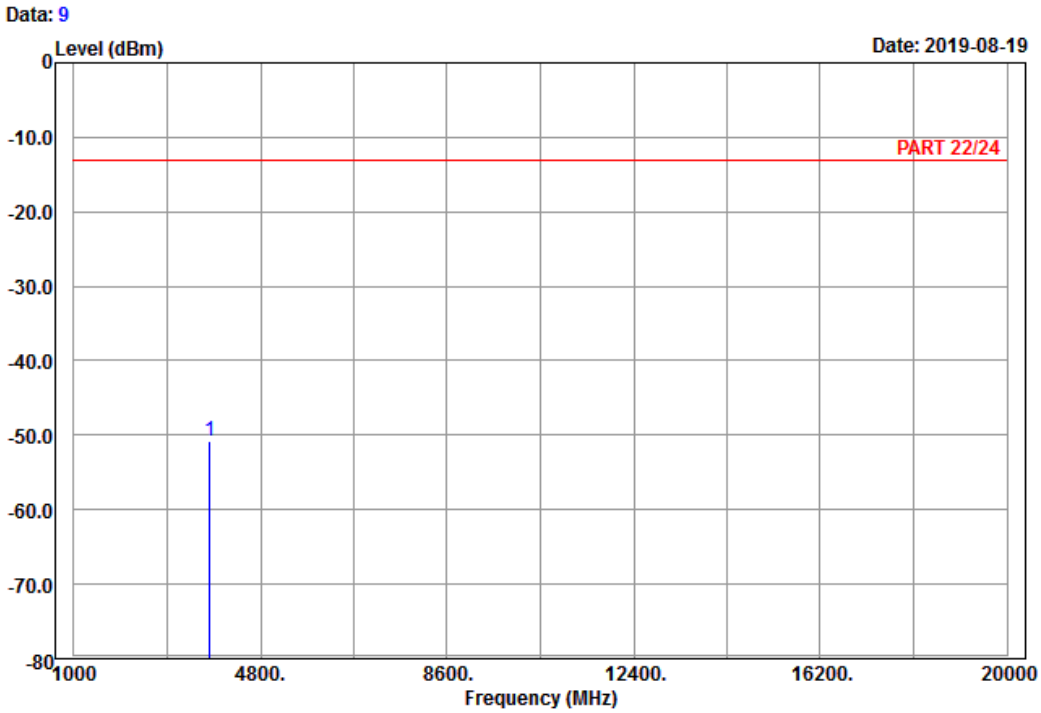

Site : 966 chamber 1
Condition: PART 22/24 Horizontal
Remark : LTE_Band 2_Link_M-CH
Tested by: Karl Lee

	Freq	Level	Read Level	Factor	Limit Line	Over Limit	Remark
	MHz	dBm	dBm	dB	dBm	dB	
1 pp	3760.00	-50.69	-66.83	16.14	-13.00	-37.69	Peak

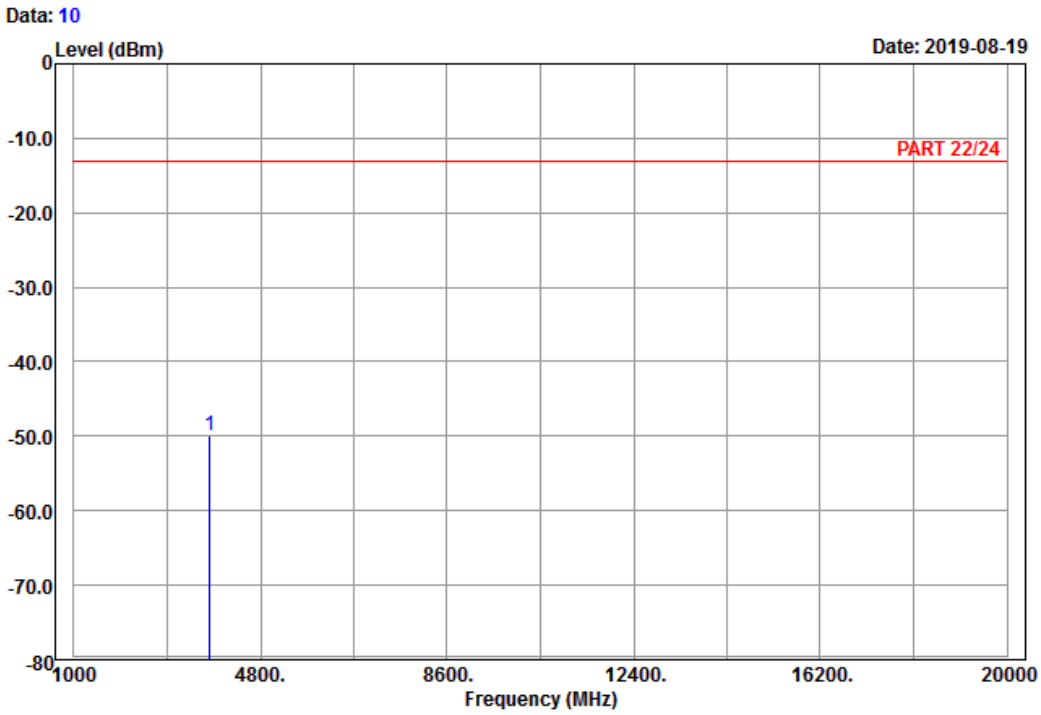

Site : 966 chamber 1
Condition: PART 22/24 Vertical
Remark : LTE_Band 2_Link_M-CH
Tested by: Karl Lee

	Freq	Level	Read Level	Factor	Limit Line	Over Limit	Remark
	MHz	dBm	dBm	dB	dBm	dB	
1 pp	3760.00	-50.00	-66.14	16.14	-13.00	-37.00	Peak

High Channel

Bureau Veritas Consumer Products Services Ltd.,Taoyuan Branch

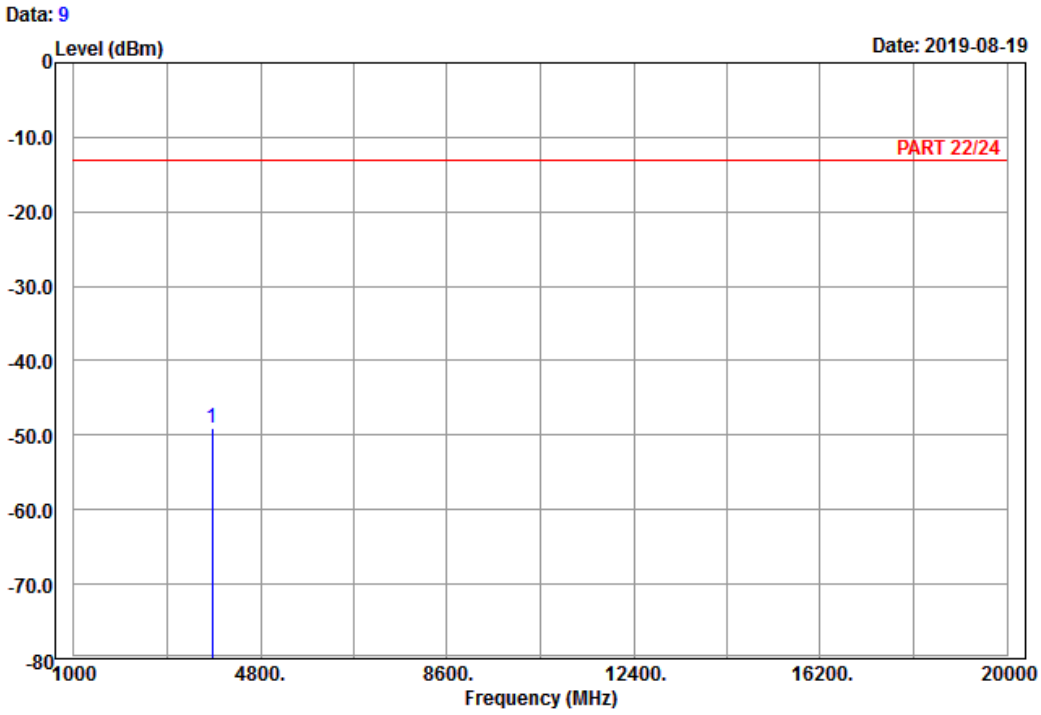

Site : 966 chamber 1
Condition: PART 22/24 Horizontal
Remark : LTE_Band 2_Link_H-Ch
Tested by: Karl Lee

	Freq	Level	Read Level	Factor	Limit Line	Over Limit	Remark
	MHz	dBm	dBm	dB	dBm	dB	
1 pp	3818.60	-49.01	-65.51	16.50	-13.00	-36.01	Peak

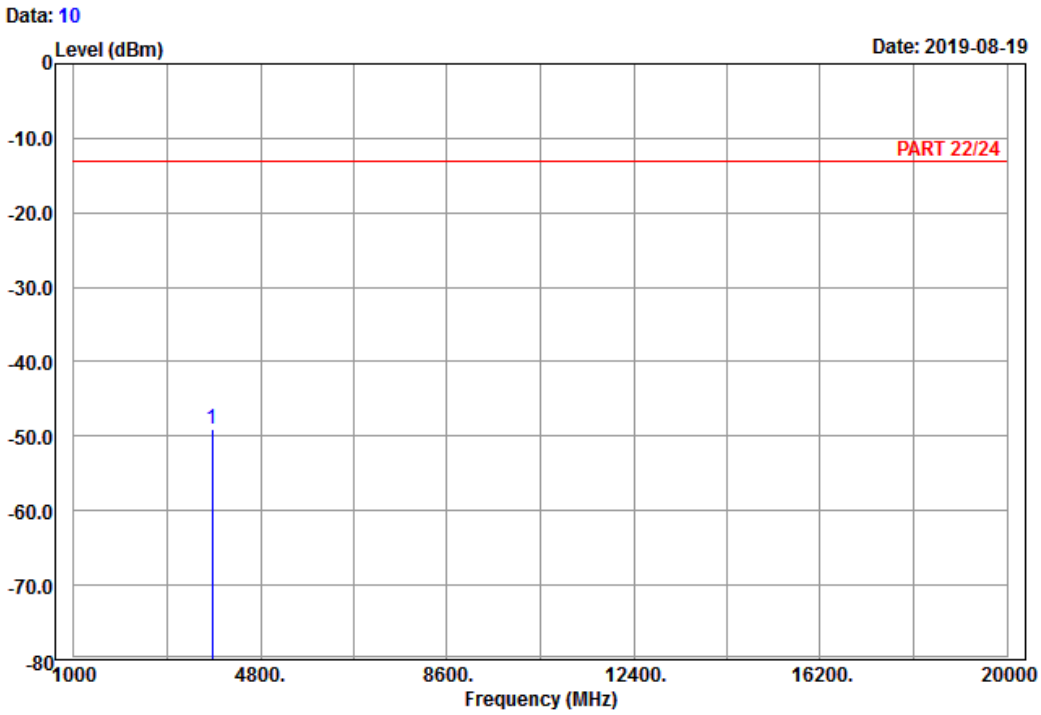

Site : 966 chamber 1
Condition: PART 22/24 Vertical
Remark : LTE_Band 2_Link_H-Ch
Tested by: Karl Lee

	Freq	Level	Read Level	Factor	Limit Line	Over Limit	Remark
	MHz	dBm	dBm	dB	dBm	dB	
1 pp	3818.60	-49.03	-65.53	16.50	-13.00	-36.03	Peak

Channel Bandwidth: 5 MHz / QPSK
Low Channel

Bureau Veritas Consumer Products Services Ltd.,Taoyuan Branch

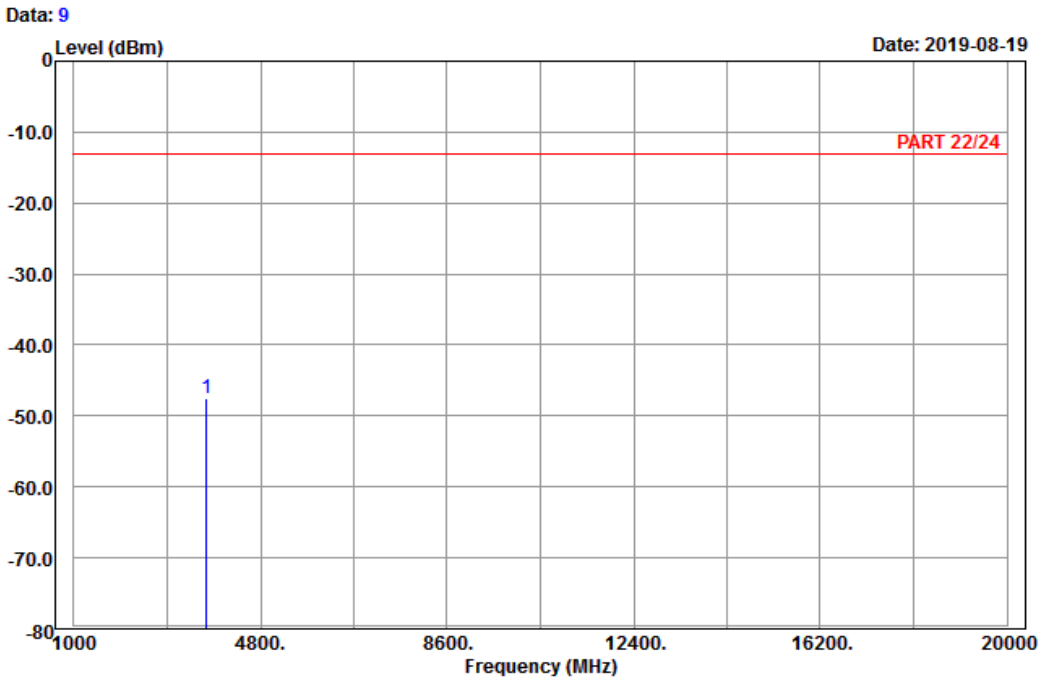

Site : 966 chamber 1
Condition: PART 22/24 Horizontal
Remark : LTE_Band 2_Link_L-CH
Tested by: Karl Lee

	Freq	Level	Read Level	Factor	Limit Line	Over Limit	Remark
	MHz	dBm	dBm	dB	dBm	dB	
1 pp	3705.00	-47.51	-63.39	15.88	-13.00	-34.51	Peak

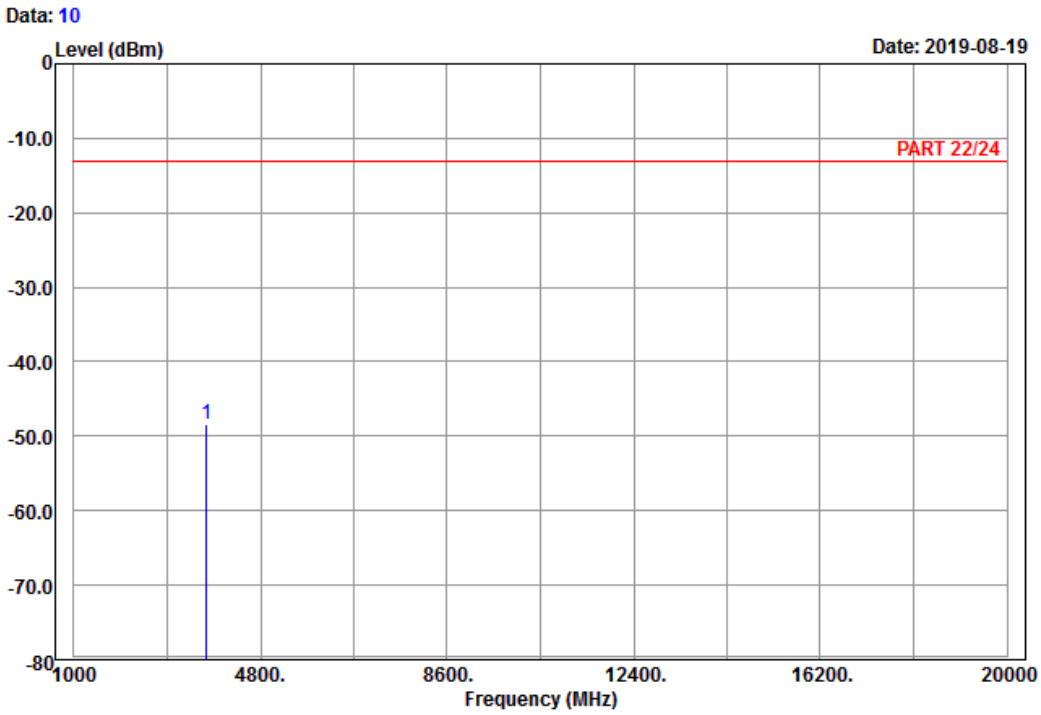

Site : 966 chamber 1
Condition: PART 22/24 Vertical
Remark : LTE_Band 2_Link_L-CH
Tested by: Karl Lee

	Freq	Level	Read Level	Factor	Limit Line	Over Limit	Remark
	MHz	dBm	dBm	dB	dBm	dB	
1 pp	3705.00	-48.34	-64.22	15.88	-13.00	-35.34	Peak

Middle Channel

Bureau Veritas Consumer Products Services Ltd.,Taoyuan Branch

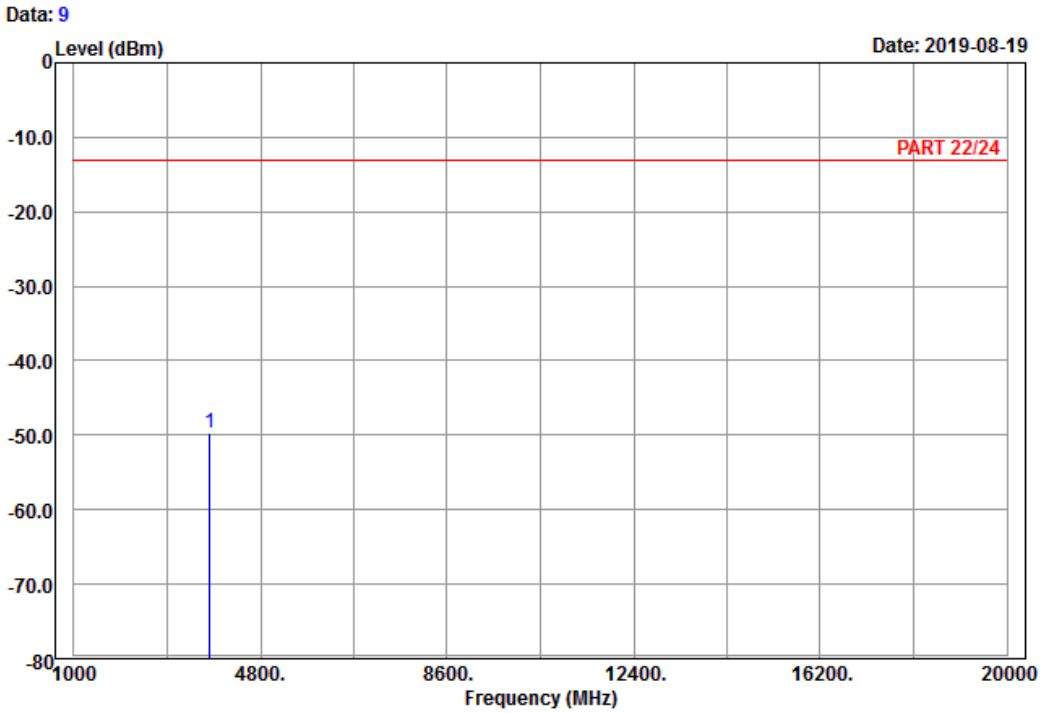

Site : 966 chamber 1
Condition: PART 22/24 Horizontal
Remark : LTE_Band 2_Link_M-CH
Tested by: Karl Lee

	Freq	Level	Read Level	Factor	Limit Line	Over Limit	Remark
	MHz	dBm	dBm	dB	dBm	dB	
1 pp	3760.00	-49.75	-65.89	16.14	-13.00	-36.75	Peak

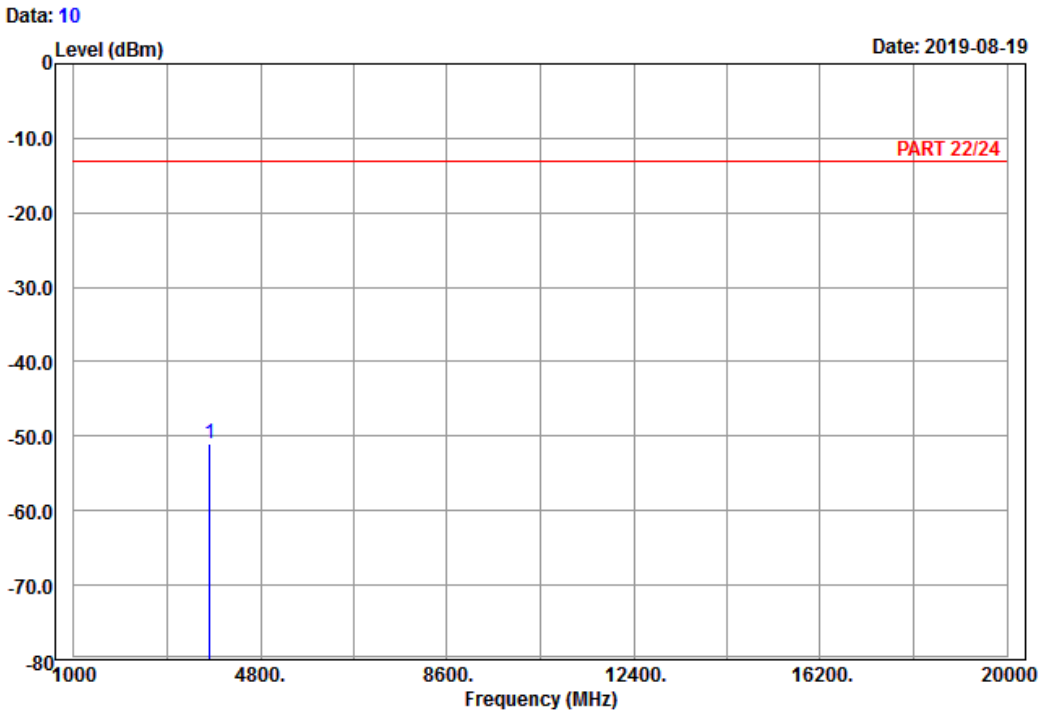

Site : 966 chamber 1
Condition: PART 22/24 Vertical
Remark : LTE_Band 2_Link_M-CH
Tested by: Karl Lee

	Freq	Level	Read Level	Factor	Limit Line	Over Limit	Remark
	MHz	dBm	dBm	dB	dBm	dB	
1 pp	3760.00	-50.93	-67.07	16.14	-13.00	-37.93	Peak

High Channel

Bureau Veritas Consumer Products Services Ltd.,Taoyuan Branch

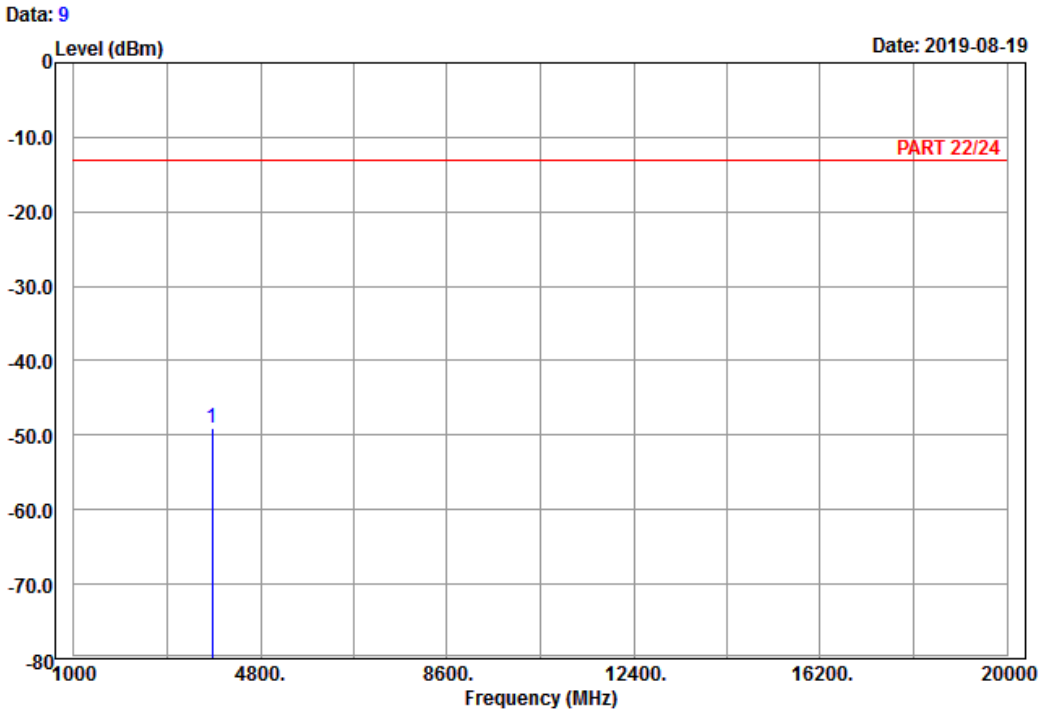

Site : 966 chamber 1
Condition: PART 22/24 Horizontal
Remark : LTE_Band 2_Link_H-CH
Tested by: Karl Lee

	Freq	Level	Read Level	Factor	Limit Line	Over Limit	Remark
	MHz	dBm	dBm	dB	dBm	dB	
1 pp	3815.00	-49.08	-65.49	16.41	-13.00	-36.08	Peak

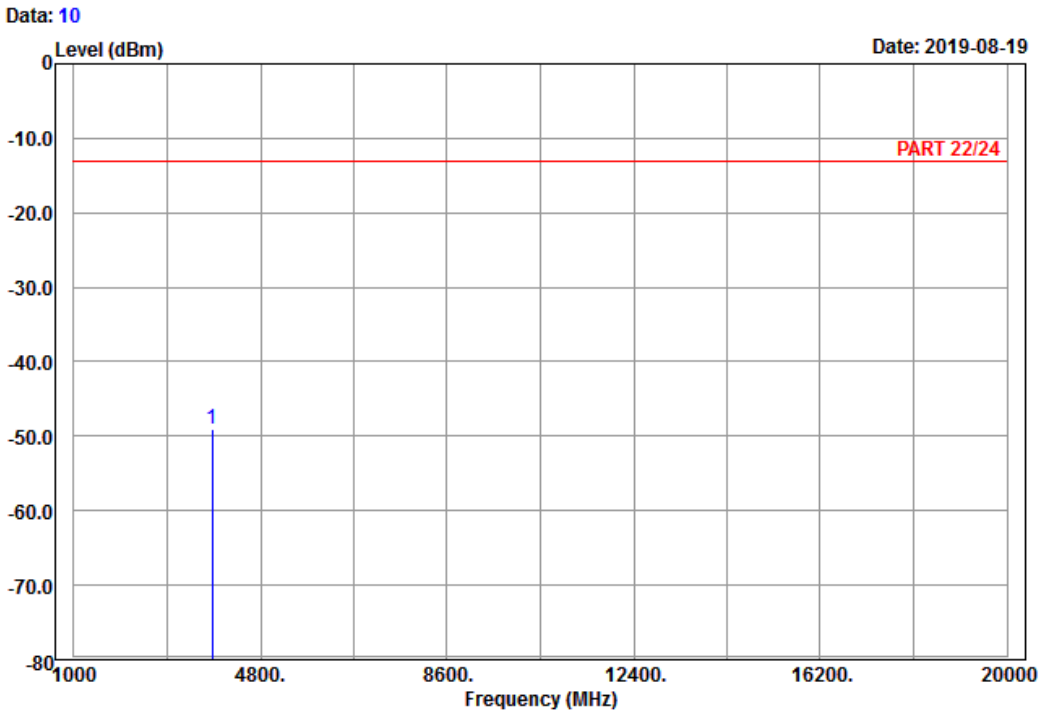

Site : 966 chamber 1
Condition: PART 22/24 Vertical
Remark : LTE_Band 2_Link_H-CH
Tested by: Karl Lee

	Freq	Level	Read Level	Factor	Limit Line	Over Limit	Remark
	MHz	dBm	dBm	dB	dBm	dB	
1 pp	3815.00	-49.10	-65.51	16.41	-13.00	-36.10	Peak

Channel Bandwidth: 20 MHz / QPSK
Low Channel

Bureau Veritas Consumer Products Services Ltd.,Taoyuan Branch

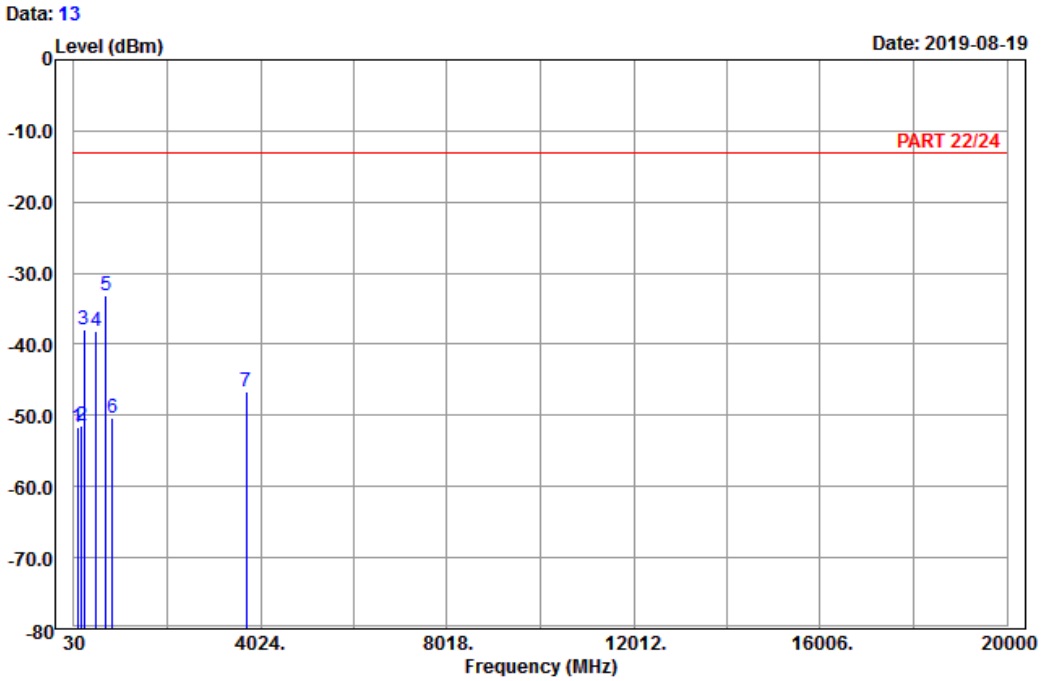

Site : 966 chamber 1
Condition: PART 22/24 Horizontal
Remark : LTE_Band 2_Link_L-CH
Tested by: Karl Lee

	Freq	Level	Read Level	Factor	Limit Line	Over Limit	Remark
	MHz	dBm	dBm	dB	dBm	dB	
1	113.70	-51.61	-42.92	-8.69	-13.00	-38.61	Peak
2	188.22	-51.55	-45.85	-5.70	-13.00	-38.55	Peak
3	255.18	-37.90	-32.35	-5.55	-13.00	-24.90	Peak
4	510.00	-38.06	-33.49	-4.57	-13.00	-25.06	Peak
5 pp	708.80	-33.20	-32.66	-0.54	-13.00	-20.20	Peak
6	860.00	-50.29	-52.04	1.75	-13.00	-37.29	Peak
7	3720.00	-46.67	-62.64	15.97	-13.00	-33.67	Peak

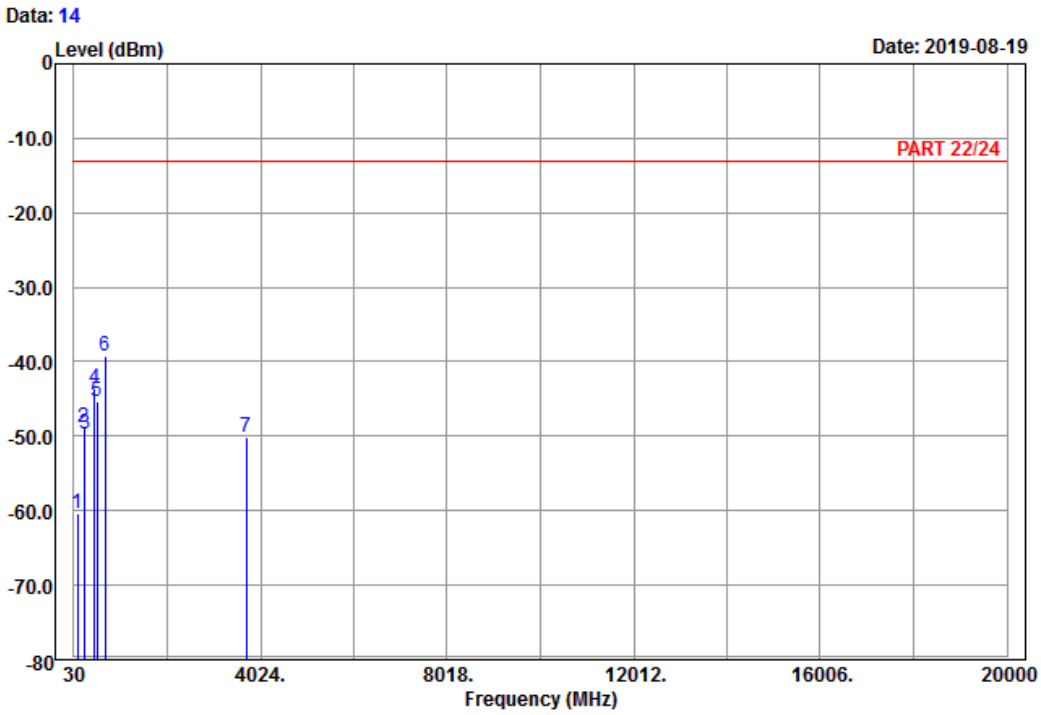

Site : 966 chamber 1
Condition: PART 22/24 Vertical
Remark : LTE_Band 2_Link_L-CH
Tested by: Karl Lee

	Freq	Level	Read Level	Factor	Limit Line	Over Limit	Remark
	MHz	dBm	dBm	dB	dBm	dB	
1	113.70	-60.48	-51.79	-8.69	-13.00	-47.48	Peak
2	246.27	-48.86	-43.30	-5.56	-13.00	-35.86	Peak
3	255.99	-49.80	-44.24	-5.56	-13.00	-36.80	Peak
4	479.90	-43.67	-38.97	-4.70	-13.00	-30.67	Peak
5	518.40	-45.43	-41.50	-3.93	-13.00	-32.43	Peak
6 pp	699.00	-39.26	-38.89	-0.37	-13.00	-26.26	Peak
7	3720.00	-50.06	-66.03	15.97	-13.00	-37.06	Peak

Middle Channel

Bureau Veritas Consumer Products Services Ltd.,Taoyuan Branch

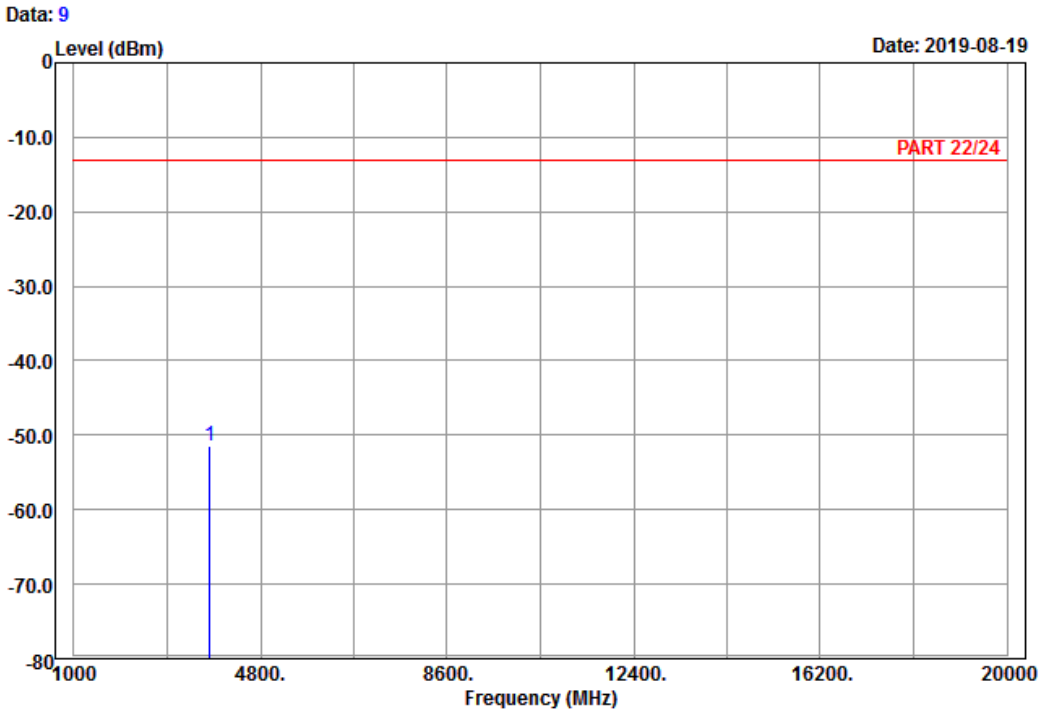

Site : 966 chamber 1
Condition: PART 22/24 Horizontal
Remark : LTE_Band 2_Link_M-CH
Tested by: Karl Lee

	Freq	Level	Read Level	Factor	Limit Line	Over Limit	Remark
	MHz	dBm	dBm	dB	dBm	dB	
1 pp	3760.00	-51.48	-67.62	16.14	-13.00	-38.48	Peak

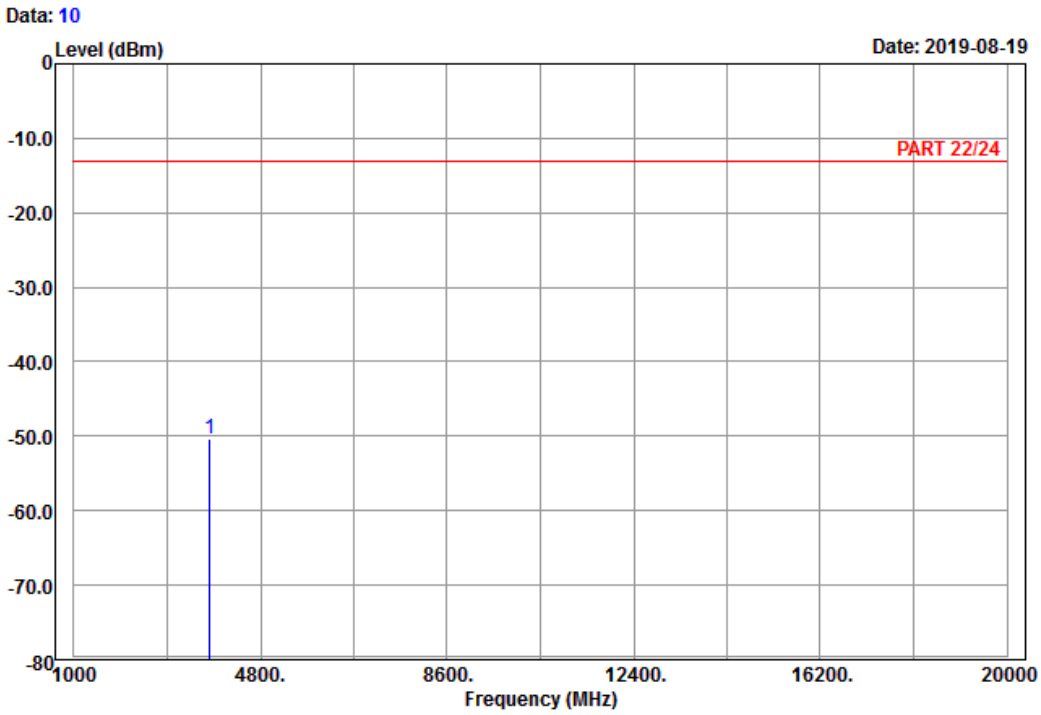

Site : 966 chamber 1
Condition: PART 22/24 Vertical
Remark : LTE_Band 2_Link_M-CH
Tested by: Karl Lee

	Freq	Level	Read Level	Factor	Limit Line	Over Limit	Remark
	MHz	dBm	dBm	dB	dBm	dB	
1 pp	3760.00	-50.29	-66.43	16.14	-13.00	-37.29	Peak

High Channel

Bureau Veritas Consumer Products Services Ltd.,Taoyuan Branch

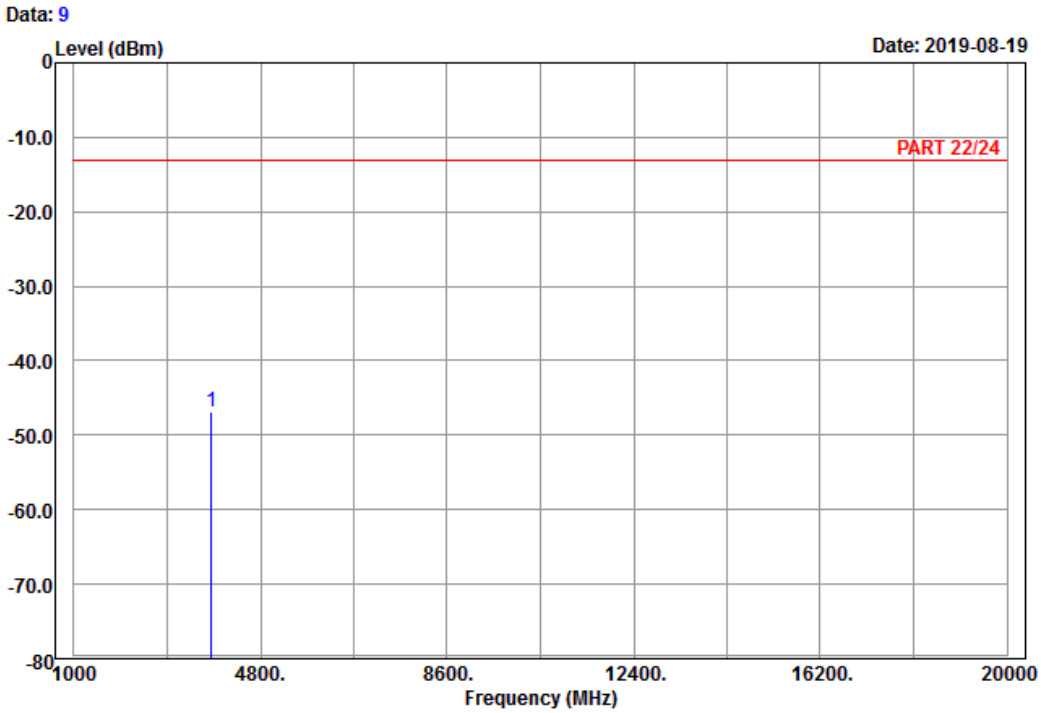

Site : 966 chamber 1
Condition: PART 22/24 Horizontal
Remark : LTE_Band 2_Link_H-CH
Tested by: Karl Lee

	Freq	Level	Read Level	Factor	Limit Line	Over Limit	Remark
	MHz	dBm	dBm	dB	dBm	dB	
1 pp	3800.00	-46.80	-63.21	16.41	-13.00	-33.80	Peak

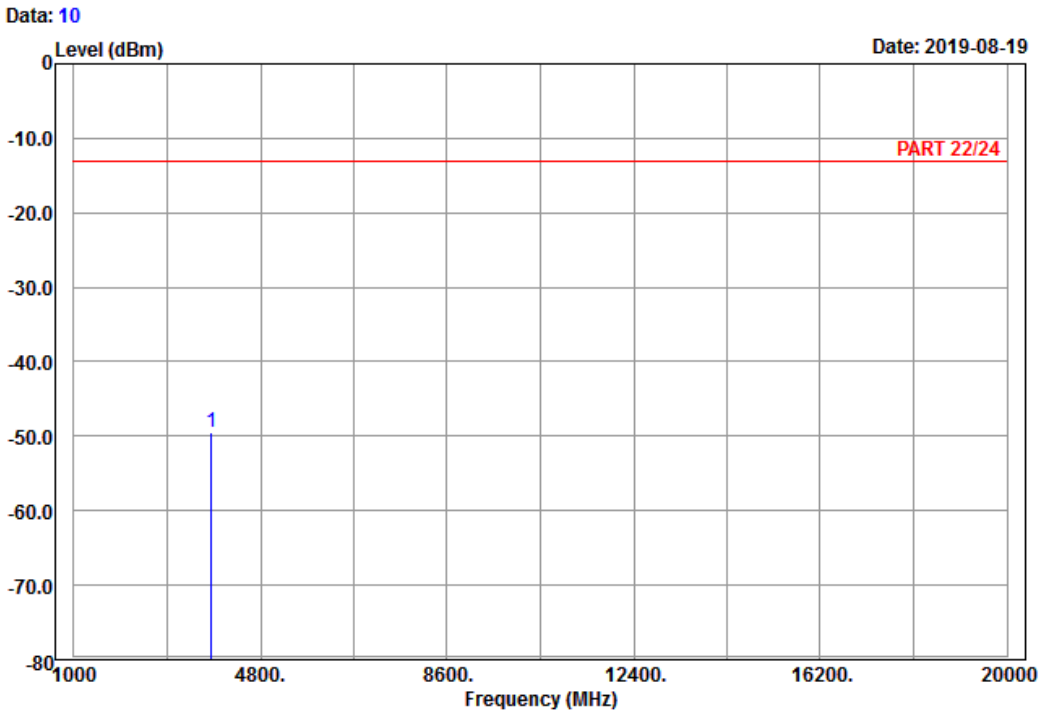

Site : 966 chamber 1
Condition: PART 22/24 Vertical
Remark : LTE_Band 2_Link_H-CH
Tested by: Karl Lee

	Freq	Level	Read Level	Factor	Limit Line	Over Limit	Remark
	MHz	dBm	dBm	dB	dBm	dB	
1 pp	3800.00	-49.50	-65.91	16.41	-13.00	-36.50	Peak

5 Pictures of Test Arrangements

Please refer to the attached file (Test Setup Photo).

Appendix – Information of the Testing Laboratories

We, Bureau Veritas Consumer Products Services (H.K.) Ltd., Taoyuan Branch, were founded in 1988 to provide our best service in EMC, Radio, Telecom and Safety consultation. Our laboratories are FCC recognized accredited test firms and accredited according to ISO/IEC 17025.

If you have any comments, please feel free to contact us at the following:

Lin Kou EMC/RF Lab
Tel: 886-2-26052180
Fax: 886-2-26051924

Hsin Chu EMC/RF/Telecom Lab
Tel: 886-3-6668565
Fax: 886-3-6668323

Hwa Ya EMC/RF/Safety Lab
Tel: 886-3-3183232
Fax: 886-3-3270892

Email: service.adt@tw.bureauveritas.com
Web Site: www.bureauveritas-adt.com

The address and road map of all our labs can be found in our web site also.

--- END ---