Quick Start Guide

Step 1

Find a suitable location for your Linxdot.

We suggest positioning the antenna against a window for better coverage.

Step 2

Connect the power supply and the included antenna to your Linxdot but don't turn it on yet.

We suggest using the optional Ethernet port where possible.



Step 3

Download the Helium Hotspot app.

Download on the App Store

GET IT ON Google Play

Step 4

Activate your Linxdot.

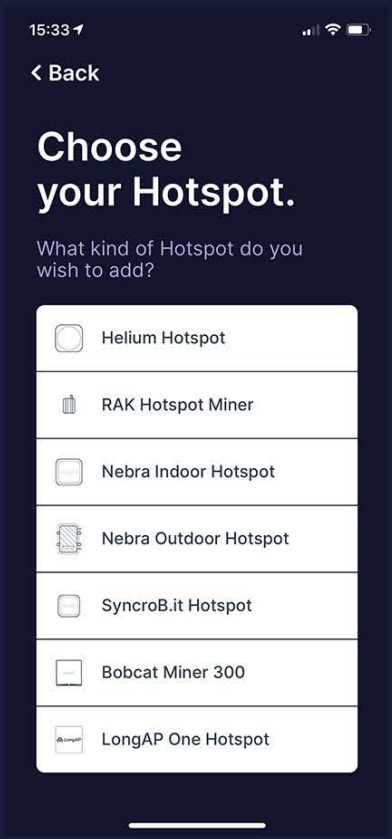

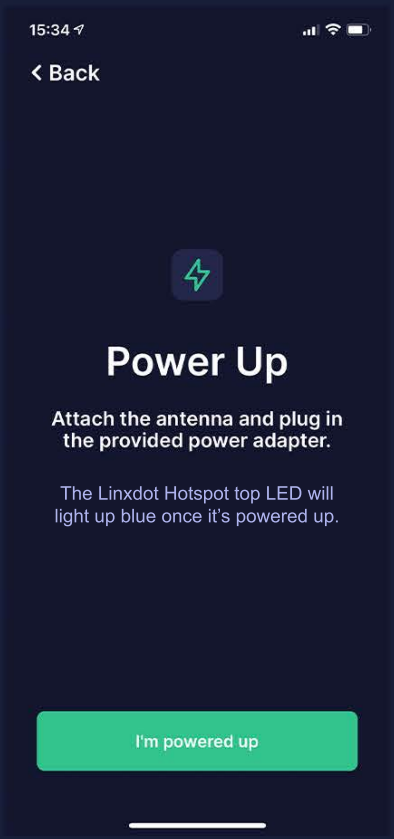

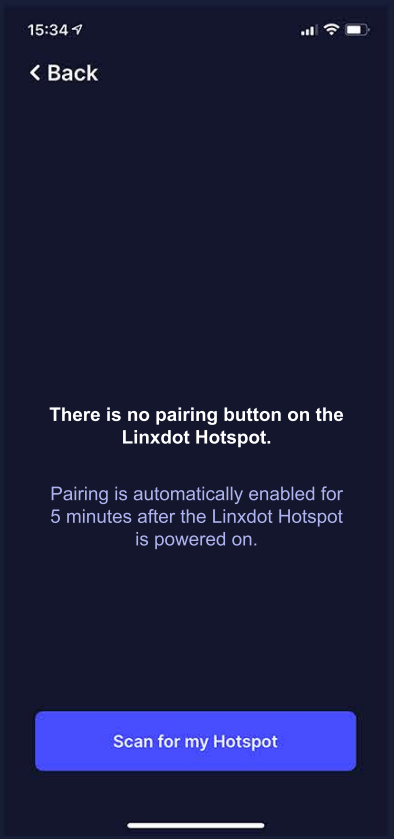

Select the Linxdot LoRa Hotspot from the list.

Agree to diagnostics and power on your Linxdot.

Scan for your Linxdot and select it once found.

FCC Statement

Changes or modifications not expressly approved by the party responsible for compliance could void the user's authority to operate the equipment.
This equipment has been tested and found to comply with the limits for a Class B digital device, pursuant to Part 15 of the FCC Rules. These limits are designed to provide reasonable protection against harmful interference in a residential installation. This equipment generates uses and can radiate radio frequency energy and, if not installed and used in accordance with the instructions, may cause harmful interference to radio communications. However, there is no guarantee that interference will not occur in a particular installation. If this equipment does cause harmful interference to radio or television reception, which can be determined by turning the equipment off and on, the user is encouraged to try to correct the interference by one or more of the following measures:
-- Reorient or relocate the receiving antenna.
-- Increase the separation between the equipment and receiver.
-- Connect the equipment into an outlet on a circuit different from that to which the receiver is connected.
-- Consult the dealer or an experienced radio/TV technician for help This device complies with part 15 of the FCC rules. Operation is subject to the following two conditions (1)this device may not cause harmful interference, and (2) this device must accept any interference received, including interference that may cause undesired operation.
This equipment complies with FCC radiation exposure limits setforth for an uncontrolled environment. This equipment should be installed and operated with minimum distance 20cm between the radiator & your body.

This device in compliance with the essential requirements and other relevant provisions of UK Radio Equipment Regulations (SI 2017/1206); UK Electrical Equipment (Safety) Regulations (SI 2016/1101); and UK Electromagnetic Compatibility Regulations (SI 2016/1091). All essential radio test suites have been carried out.

Operation Frequency:
For BT: 2402MHz~2480MHz
For WIFI:
2412MHz~2472MHz (802.11b/802.11g/802.11n(HT20))
For LoRa: 868.1~868.5MHz
Max Output Power:
For BT:0.004W
For WIFI:0.0297W
For LoRa:0.0312W

Manufacturer：Shenzhen Eternity Technology Co., Ltd
Address：Building A2, YingZhan Industrial Park, LongTian Street, PingShan, ShenZhen, China
E-mail: Nickchen@szeternity.com
Importer:FX Technology Limited
Address:2 Stone Buildings, London WC2A 3TH, United Kingdom

DECLARATION OF CONFORMITY

I hereby declare that the product

Product: Linxdot Hotspot
Model No.: LD-1002
Trade mark: Linxdot

Accessories:
Adapter Information:
Model: TPQ-228F120200VW01
Input: AC 100-240V, 50/60Hz, 0.8A
Output: DC 12.0V, 2.0A, 24.0W
Manufacturer: Shenzhen Tianyin Electronics Co., Ltd.

(Name of product, type or model, batch or serial number)

satisfies all the technical regulations applicable to the product within the scope of UK Radio Equipment Regulations (SI 2017/1206); UK Electrical Equipment (Safety) Regulations (SI 2016/1101); and UK Electromagnetic Compatibility Regulations (SI 2016/1091) and declare that the same application has not been lodged with any other UK Approved Body.

EN 62311:2020
ETSI EN 301 489-17 V3.2.4 (2020-09)
Final draft ETSI EN 301 489-3 V2.2.0 (2021-11)
ETSI EN 301 489-1 V2.2.3 (2019-11)
ETSI EN 300 328 V2.2.2 (2019-07)
ETSI EN 300 220-1 V3.1.1 (2017-02)
ETSI EN 300 220-2 V3.2.1 (2018-06)
BS EN IEC 62368-1:2020+A11:2020

(Title(s) of regulations, standards, etc.)

All essential radio test suites have been carried out.

NOTIFIED BODY: MiCOM Labs Inc
– **Address**:

575 Boulder Court,
Pleasanton, California 94566
USA
Identification Number: AB 2280

MANUFACTURER or **AUTHORISED REPRESENTATIVE**:

– **Address**:

Shenzhen Eternity Technology Co., Ltd
Building A2, YingZhan Industrial Park, LongTian
Street, PingShan, ShenZhen, China

This declaration is issued under the sole responsibility of the manufacturer and, if applicable, his authorised representative.

Point of contact:

Nick /18825289159
(Name, telephone and fax number)

2021-12-29
(Place, date of issue)

(Signature)

Nick /PM
(Name and title in block letters)

Linxdot

Documentation: www.linxdot.com/support
Contact us: hello@linxdot.com

Designed by Linxdot in London, UK. Assembled in China.