FCC SAR TEST REPORT

ISSUED BY
Shenzhen BALUN Technology Co., Ltd.

FOR

Mobile Phone

ISSUED TO
vivo Mobile Communication Co., Ltd.

#283, BBK Road, Wusha, Chang'An, DongGuan City, China

Report No.:	BL-SZ2040775-701
EUT Name:	Mobile Phone
Model Name:	vivo 1935
Brand Name:	vivo
FCC ID:	2AUCY-V1935
Test Standard:	FCC 47 CFR Part 2.1093
	ANSI C95.1: 1999, IEEE 1528: 2013
Maximum SAR:	Head (1 g): 1.171 W/kg
	Body (1 g): 0.607 W/kg
	Hotspot (1 g): 1.086 W/kg
	Specific (10 g): 2.565 W/kg
Test Conclusion:	Pass
Test Date:	May 04, 2020 ~ May 28, 2020
Date of Issue:	Jun. 01, 2020

Tested by: Zong Liyao
Zong Liyao
Date Jun. 01, 2020

Approved by:
Wei Yanquan
(Chief Engineer)
Date Jun. 01. 2020

NOTE: This test report of test results only related to testing samples, which can be duplicated completely for the legal use with the approval of the applicant; it shall not be reproduced except in full, without the written approval of Shenzhen BALUN Technology Co., Ltd. Any objections should be raised within thirty days from the date of issue. To validate the report, please contact us.

Block B, 1st FL,Baisha Science and Technology Park, Shahe Xi Road, Nanshan District, Shenzhen, Guangdong, P. R. China 518055
TEL: +86-755-66850100, FAX: +86-755-61824271
Email: qc@baluntek.com
www.baluntek.com

Revision History

Version	Issue Date	Revisions Content
Rev. 01	Jun. 01, 2020	Initial Issue

TABLE OF CONTENTS

1 ADMINSTRATIVE DATA (GENERAL INFORMATION)....5

1.1 Identification of the Testing Laboratory....5

1.2 Identification of the Responsible Testing Location....5

1.3 Test Environment Condition....5

1.4 Announce....6

2 PRODUCT INFORMATION....7

2.1 Applicant Information....7

2.2 Manufacturer Information....7

2.3 Factory Information....7

2.4 General Description for Equipment under Test (EUT)....7

2.5 Ancillary Equipment....7

2.6 Technical Information....8

2.7 Power Reduction Description....10

3 SUMMARY OF TEST RESULTS....15

3.1 Test Standards....15

3.2 Device Category and SAR Limit....16

3.3 Test Result Summary....17

3.4 Test Uncertainty....18

4 SAR MEASUREMENT SYSTEM....20

4.1 Definition of Specific Absorption Rate (SAR)....20

4.2 SATIMO SAR System....20

5 SYSTEM VERIFICATION....29

5.1 Antenna Port Test Requirement....29

5.2 Purpose of System Check....29

5.3 System Check Setup....29

6 EUT TEST POSITION CONFIGURATUONS....30

6.1 Head Exposure Conditions....30
6.2 Body-worn Position Conditions....32
6.3 Hotspot Mode Exposure Position Conditions....33
6.4 Product Specific 10g Exposure Consideration....33
7 SAR MEASUREMENT PROCEDURES....34
7.1 SAR Measurement Process Diagram....34
7.2 SAR Scan General Requirements....35
7.3 SAR Measurement Procedure....36
7.4 Area & Zoom Scan Procedures....36
8 CONDUCTED RF OUPUT POWER....37
8.1 GSM....37
8.2 WCDMA....38
8.3 CDMA....38
8.4 LTE....39
8.5 TDD LTE Band 41(HPUE) Linearity Data Analysis....49
8.6 WIFI....51
8.7 Bluetooth....53
8.8 Intra-Band Uplink CA Normal Power....54
8.9 Power Reduction List....56
9 EUT ANTENNA LOCATION SKETCH....90
9.1 SAR Test Exclusion Consider Table....91
10 TEST RESULTS....96
10.1 GSM 850....96
10.2 GSM 1900....97
10.3 WCDMA Band 2....98
10.4 WCDMA Band 4....99
10.5 WCDMA Band 5....101
10.6 CDMA BC0....102
10.7 LTE Band 2 (20MHz Bandwidth)....103
10.8 LTE Band 4 (20MHz Bandwidth)....106
10.9 LTE Band 5 (10MHz Bandwidth)....109
10.10 LTE Band 7 (20MHz Bandwidth)....110

10.11 LTE Band 26 (15MHz Bandwidth)....113
10.12 LTE Band 38 (20MHz Bandwidth)....114
10.13 LTE Band 41 (20MHz Bandwidth)....117
10.14 WIFI 2.4GHz....120
10.15 WIFI 5GHz....121
10.16 Bluetooth....122
11 SAR Measurement Variability....123
12 SIMULTANEOUS TRANSMISSION....125
12.1 Simultaneous Transmission Mode Consider....125
12.2 Sum SAR of Simultaneous Transmission....126
13 TEST EQUIPMENTS LIST....136
ANNEX A SIMULATING LIQUID VERIFICATION RESULT....137
ANNEX B SYSTEM CHECK RESULT....138
ANNEX C TEST DATA....188
ANNEX D EUT EXTERNAL PHOTOS....250
ANNEX E SAR TEST SETUP PHOTOS....250
ANNEX F CALIBRATION REPORT....250

1 ADMINSTRATIVE DATA (GENERAL INFORMATION)

1.1 Identification of the Testing Laboratory

Company Name	Shenzhen BALUN Technology Co., Ltd.
Address	Block B, 1st FL, Baisha Science and Technology Park, Shahe Xi Road, Nanshan District, Shenzhen, Guangdong Province, P. R. China
Phone Number	+86 755 6685 0100

1.2 Identification of the Responsible Testing Location

Test Location	Shenzhen BALUN Technology Co., Ltd.
Address	Block B, 1st FL, Baisha Science and Technology Park, Shahe Xi Road, Nanshan District, Shenzhen, Guangdong Province, P. R. China
Accreditation Certificate	The laboratory has been listed by Industry Canada to perform electromagnetic emission measurements. The recognition numbers of test site are 11524A-1. The laboratory is a testing organization accredited by FCC as a accredited testing laboratory. The designation number is CN1196. The laboratory is a testing organization accredited by American Association for Laboratory Accreditation (A2LA) according to ISO/IEC 17025.The accreditation certificate is 4344.01. The laboratory is a testing organization accredited by China National Accreditation Service for Conformity Assessment (CNAS) according to ISO/IEC 17025. The accreditation certificate number is L6791.
Description	All measurement facilities used to collect the measurement data are located at Block B, FL 1, Baisha Science and Technology Park, Shahe Xi Road, Nanshan District, Shenzhen, Guangdong Province, P. R. China 518055

1.3 Test Environment Condition

Ambient Temperature	20℃ to 23℃
Ambient Relative Humidity	36% to 49%
Ambient Pressure	100 to 102KPa

1.4 Announce

(1) The test report reference to the report template version v2.3.

(2) The test report is invalid if not marked with the signatures of the persons responsible for preparing and approving the test report.

(3) The test report is invalid if there is any evidence and/or falsification.

(4) The results documented in this report apply only to the tested sample, under the conditions and modes of operation as described herein.

(5) This document may not be altered or revised in any way unless done so by BALUN and all revisions are duly noted in the revisions section.

(6) Content of the test report, in part or in full, cannot be used for publicity and/or promotional purposes without prior written approval from the laboratory.

(7) The laboratory is only responsible for the data released by the laboratory, except for the part provided by the applicant.

2 PRODUCT INFORMATION

2.1 Applicant Information

Applicant	vivo Mobile Communication Co., Ltd.
Address	#283, BBK Road, Wusha, Chang'An, DongGuan City, China

2.2 Manufacturer Information

Manufacturer	vivo Mobile Communication Co., Ltd.
Address	#283, BBK Road, Wusha, Chang'An, DongGuan City, China

2.3 Factory Information

Factory	vivo Mobile Communication Co., Ltd.
Address	#283, BBK Road, Wusha, Chang'An, DongGuan City, China

2.4 General Description for Equipment under Test (EUT)

EUT Name	Mobile Phone
Model Name Under Test	vivo 1935
Series Model Name	N/A
Description of Model name differentiation	N/A
Hardware Version	MP_0.1
Software Version	N/A
Dimensions (Approx.)	N/A
Weight (Approx.)	N/A

2.5 Ancillary Equipment

Ancillary Equipment 1	Battery	
	Brand Name	vivo
	Model No.	B-M3
	Serial No.	N/A
	Capacity	4880 mAh
	Rated Voltage	3.87 V
	Limited Voltage	4.2 V
Ancillary Equipment 2	Earphone	
	Model No.	N/A
	Length (Approx.)	1.2 m

2.6 Technical Information

Network and Wireless connectivity	2G Network GSM/GPRS/EDGE 850/1900 MHz 3G Network CDMA 1x Band Class 0 EVDO Rel. 0/Rev. A Band Class 0 WCDMA/HSDPA/HSUPA Band 2/4/5 4G Network FDD LTE Band 2/4/5/7/26 TDD LTE Band 38/41 LTE CA Uplink (UL): 41C Bluetooth 5.0 (BR+EDR+BLE) 2.4G WIFI 802.11b, 802.11g, 802.11n(HT20) 5G WIFI 802.11a, 802.11n(HT20/40) and 802.11ac(VHT20/40/80) Band 1/2/3/4 SRD, GPS, GLONASS, Galileo, BDS, FM receiver
Note : The EUT is a mobile phone, which supports dual SIM card under the same transceiver. Each SIM supports GSM, WCDMA and LTE, and both SIM share the same transmitting electro circuit, NV parameters, so only SIM1 was tested in this report.	

The requirement for the following technical information of the EUT was tested in this report:

Operating Mode	GSM, WCDMA, CDMA, LTE, 2.4G WLAN, 5G WLAN, Bluetooth		
Frequency Range	GSM 850	TX: 824 ~ 849 MHz	RX: 869 ~ 894 MHz
	GSM 1900	TX: 1850 ~ 1910 MHz	RX: 1930 ~ 1990 MHz
	WCDMA Band 2	TX: 1850 ~ 1910 MHz	RX: 1930 ~ 1990 MHz
	WCDMA Band 4	TX: 1710 ~ 1755 MHz	RX: 2110 ~ 2155 MHz
	WCDMA Band 5	TX: 824 ~ 849 MHz	RX: 869 ~ 894 MHz
	CDMA BC0	TX: 824.025 ~ 848.985 MHz	RX: 869.025 ~ 893.985 MHz
	LTE Band 2	TX: 1850 ~ 1910 MHz	RX: 1930 ~ 1990 MHz
	LTE Band 4	TX: 1710 ~ 1755 MHz	RX: 2110 ~ 2155 MHz
	LTE Band 5	TX: 824 ~ 849 MHz	RX: 869 ~ 894 MHz
	LTE Band 7	TX: 2500 ~ 2570 MHz	RX: 2620 ~ 2690 MHz
	LTE Band 26	TX: 814 ~ 849 MHz	RX: 859 ~ 894 MHz
	LTE Band 38	TX: 2570 ~ 2620 MHz	RX: 2570 ~ 2620 MHz
	LTE Band 41	TX: 2496 ~ 2690 MHz	RX: 2496 ~ 2690 MHz
	802.11b/g /n(HT20)	2400 ~ 2483.5 MHz	
	802.11a/ /n(HT20/HT40) /ac(VHT20/VHT40/ VHT80)	5150 ~ 5250 MHz	
		5250 ~ 5350 MHz	
		5470 ~ 5725 MHz	
		5725 ~ 5850 MHz	
	Bluetooth	2400 ~ 2483.5 MHz	
Antenna Type	WWAN: PIFA Antenna WLAN: PIFA Antenna Bluetooth: PIFA Antenna		
DTM	Not Support		
Hotspot Function	Support		
Power Reduction	Support		

Exposure Category	General Population/Uncontrolled exposure	
EUT Stage	Portable Device	
Product	Type	
	☒ Production unit	☐ Identical prototype

Note:

1. The Power Reduction please refer to section 8.9.
2. This device 2.4GHz WLAN support hotspot operation and Bluetooth support tethering applications.
3. This device 2.4GHz WLAN/5.2GHz WLAN/5.8GHz WLAN support hotspot operation, and 5.2GHz WLAN/5.8GHz WLAN supports WiFi Direct (GC/GO), and 5.3GHz WLAN/5.5GHz WLAN supports WiFi Direct (GC only)
4. This device has two WWAN transmit antennas. WWAN down antenna is located at the bottom edge of the device, and WWAN up antenna is located at the top edge of the device. Up and Down antenna support the same WWAN frequency bands, and they can't transmit simultaneously.

2.7 Power Reduction Description

This mobile phone device supports the receiver detection mechanism. This device uses the receiver to indicate whether the user is making a call in head.
When device is making call in head, the GSM1900, LTE Band 41 power reduction will applied for SAR compliance.
When device operating under hotspot mode, the power reduction will applied for SAR compliance.
This device uses the P-sensor to detect handheld state.

WWAN power reduction description

Reduced level	State	Transmitting conditions	Antenna	Power reduced bands
Level 1	Head (Receiver on)	WWAN Use Only	Up	GSM 850; WCDMA B2/4; LTE B2/4/7/38/41
			Down	Not support power reduction
Level 2	Head (Receiver on)	WWAN + WLAN/ WWAN + BT	Up	GSM 850; WCDMA B2/4; LTE B2/4/7/38/41
			Down	Not support power reduction
Level 3	Hotspot on	WWAN + WLAN/ WWAN+BT	Up	WCDMA B2/4; LTE B2/4/7/38/41
			Down	Not support power reduction
Level 4	Limbs (P-sensor)	WWAN Use Only	Up	WCDMA B2/4; LTE B2/4/7
			Down	Not support power reduction
Level 5	Limbs (P-sensor)	WWAN + WLAN	Up	WCDMA B2/4; LTE B2/4/7/38/41
			Down	Not support power reduction

WLAN power reduction description

Reduced level	State	Transmitting conditions	Power reduced bands
Level 1	Head (Receiver on)	WLAN Use Only	2.4G WLAN/5G WLAN
Level 2	Head (Receiver on)	WLAN + WWAN	2.4G WLAN/5G WLAN

Tune-up limit power

Mode	Antenna	Full Power	Head（Receiver on）		Body-worn（Full power）		Hotspot	Limbs	
			Standalone	Simultaneous transmission	Standalone	Simultaneous transmission		Standalone	Simultaneous transmission
			Leve1	Leve2	Off	Off	Level3	Level4	Level5
GSM 850	Up	33.5	32.0	32.0	33.5	33.5	33.5	33.5	33.5
GPRS850 1 Tx Slot	Up	33.5	32.0	32.0	33.5	33.5	33.5	33.5	33.5
GPRS850 2 Tx Slots	Up	31.5	30.0	30.0	31.5	31.5	31.5	31.5	31.5
GPRS850 3 Tx Slots	Up	29.5	28.0	28.0	29.5	29.5	29.5	29.5	29.5
GPRS850 4 Tx Slots	Up	27.5	26.0	26.0	27.5	27.5	27.5	27.5	27.5
EGPRS850 1 Tx Slot	Up	27.5	26.0	26.0	27.5	27.5	27.5	27.5	27.5
EGPRS850 2 Tx Slots	Up	25.0	23.5	23.5	25.0	25.0	25.0	25.0	25.0
EGPRS850 3 Tx Slots	Up	24.0	22.5	22.5	24.0	24.0	24.0	24.0	24.0
EGPRS850 4 Tx Slots	Up	23.0	21.5	21.5	23.0	23.0	23.0	23.0	23.0
GSM 850	Down	33.5	33.5	33.5	33.5	33.5	33.5	33.5	33.5
GPRS850 1 Tx Slot	Down	33.5	33.5	33.5	33.5	33.5	33.5	33.5	33.5
GPRS850 2 Tx Slots	Down	31.5	31.5	31.5	31.5	31.5	31.5	31.5	31.5
GPRS850 3 Tx Slots	Down	29.5	29.5	29.5	29.5	29.5	29.5	29.5	29.5
GPRS850 4 Tx Slots	Down	27.5	27.5	27.5	27.5	27.5	27.5	27.5	27.5
EGPRS850 1 Tx Slot	Down	27.5	27.5	27.5	27.5	27.5	27.5	27.5	27.5
EGPRS850 2 Tx Slots	Down	25.0	25.0	25.0	25.0	25.0	25.0	25.0	25.0
EGPRS850 3 Tx Slots	Down	24.0	24.0	24.0	24.0	24.0	24.0	24.0	24.0
EGPRS850 4 Tx Slots	Down	23.0	23.0	23.0	23.0	23.0	23.0	23.0	23.0
GSM 1900	Down	30.5	30.5	30.5	30.5	30.5	30.5	30.5	30.5
GPRS1900 1 Tx Slot	Down	30.5	30.5	30.5	30.5	30.5	30.5	30.5	30.5
GPRS1900 2 Tx Slots	Down	28.5	28.5	28.5	28.5	28.5	28.5	28.5	28.5
GPRS1900 3 Tx Slots	Down	27.0	27.0	27.0	27.0	27.0	27.0	27.0	27.0
GPRS1900 4 Tx Slots	Down	25.5	25.5	25.5	25.5	25.5	25.5	25.5	25.5
EGPRS1900 1 Tx Slot	Down	27.0	27.0	27.0	27.0	27.0	27.0	27.0	27.0
EGPRS1900 2 Tx Slots	Down	25.0	25.0	25.0	25.0	25.0	25.0	25.0	25.0
EGPRS1900 3 Tx Slot	Down	24.0	24.0	24.0	24.0	24.0	24.0	24.0	24.0
EGPRS1900 4 Tx Slots	Down	23.0	23.0	23.0	23.0	23.0	23.0	23.0	23.0
CDMA BC0 1xRTT RC1 SO55	Up	25.0	25.0	25.0	25.0	25.0	25.0	25.0	25.0
CDMA BC0 1xRTT RC3 SO55	Up	25.0	25.0	25.0	25.0	25.0	25.0	25.0	25.0
CDMA BC0 1xRTT RC3 SO32（FCH）	Up	25.0	25.0	25.0	25.0	25.0	25.0	25.0	25.0
CDMA BC0 1xRTT RC3 SO32（SCH）	Up	25.0	25.0	25.0	25.0	25.0	25.0	25.0	25.0
CDMA BC0 1xEVDO Rel.0 RTAP 153.6kbps	Up	25.0	25.0	25.0	25.0	25.0	25.0	25.0	25.0
CDMA BC0 1xEVDO Rel.A	Up	25.0	25.0	25.0	25.0	25.0	25.0	25.0	25.0

RETAP ：4096									
CDMA BC0 1xRTT RC1 SO55	Down	25.0	25.0	25.0	25.0	25.0	25.0	25.0	25.0
CDMA BC0 1xRTT RC3 SO55	Down	25.0	25.0	25.0	25.0	25.0	25.0	25.0	25.0
CDMA BC0 1xRTT RC3 SO32（FCH）	Down	25.0	25.0	25.0	25.0	25.0	25.0	25.0	25.0
CDMA BC0 1xRTT RC3 SO32（SCH）	Down	25.0	25.0	25.0	25.0	25.0	25.0	25.0	25.0
CDMA BC0 1xEVDO Rel.0 RTAP 153.6kbps	Down	25.0	25.0	25.0	25.0	25.0	25.0	25.0	25.0
CDMA BC0 1xEVDO Rel.A RETAP ：4096	Down	25.0	25.0	25.0	25.0	25.0	25.0	25.0	25.0
WCDMA Band2 RMC	Up	24.0	18.0	16.0	24.0	24.0	17.0	21.0	17.0
HSDPA Subtest-1	Up	23.0	17.0	15.0	23.0	23.0	16.0	20.0	16.0
HSDPA Subtest-2	Up	23.0	17.0	15.0	23.0	23.0	16.0	20.0	16.0
HSDPA Subtest-3	Up	22.5	16.5	14.5	22.5	22.5	15.5	19.5	15.5
HSDPA Subtest-4	Up	22.5	16.5	14.5	22.5	22.5	15.5	19.5	15.5
HSUPA Subtest-1	Up	23.0	17.0	15.0	23.0	23.0	16.0	20.0	16.0
HSUPA Subtest-2	Up	21.0	15.0	13.0	21.0	21.0	14.0	18.0	14.0
HSUPA Subtest-3	Up	22.0	16.0	14.0	22.0	22.0	15.0	19.0	15.0
HSUPA Subtest-4	Up	21.0	15.0	13.0	21.0	21.0	14.0	18.0	14.0
HSUPA Subtest-5	Up	23.0	17.0	15.0	23.0	23.0	16.0	20.0	16.0
WCDMA Band2 RMC	Down	24.0	24.0	24.0	24.0	24.0	24.0	24.0	24.0
HSDPA Subtest-1	Down	23.0	23.0	23.0	23.0	23.0	23.0	23.0	23.0
HSDPA Subtest-2	Down	23.0	23.0	23.0	23.0	23.0	23.0	23.0	23.0
HSDPA Subtest-3	Down	22.5	22.5	22.5	22.5	22.5	22.5	22.5	22.5
HSDPA Subtest-4	Down	22.5	22.5	22.5	22.5	22.5	22.5	22.5	22.5
HSUPA Subtest-1	Down	23.0	23.0	23.0	23.0	23.0	23.0	23.0	23.0
HSUPA Subtest-2	Down	21.0	21.0	21.0	21.0	21.0	21.0	21.0	21.0
HSUPA Subtest-3	Down	22.0	22.0	22.0	22.0	22.0	22.0	22.0	22.0
HSUPA Subtest-4	Down	21.0	21.0	21.0	21.0	21.0	21.0	21.0	21.0
HSUPA Subtest-5	Down	23.0	23.0	23.0	23.0	23.0	23.0	23.0	23.0
WCDMA Band4 RMC	Up	24.0	18.5	16.5	24.0	24.0	18.0	21.0	18.0
HSDPA Subtest-1	Up	23.0	17.5	15.5	23.0	23.0	17.0	20.0	17.0
HSDPA Subtest-2	Up	23.0	17.5	15.5	23.0	23.0	17.0	20.0	17.0
HSDPA Subtest-3	Up	22.5	17.0	15.0	22.5	22.5	16.5	19.5	16.5
HSDPA Subtest-4	Up	22.5	17.0	15.0	22.5	22.5	16.5	19.5	16.5
HSUPA Subtest-1	Up	23.0	17.5	15.5	23.0	23.0	17.0	20.0	17.0
HSUPA Subtest-2	Up	21.0	15.5	13.5	21.0	21.0	15.0	18.0	15.0
HSUPA Subtest-3	Up	22.0	16.5	14.5	22.0	22.0	16.0	19.0	16.0
HSUPA Subtest-4	Up	21.0	15.5	13.5	21.0	21.0	15.0	18.0	15.0
HSUPA Subtest-5	Up	23.0	17.5	15.5	23.0	23.0	17.0	20.0	17.0

WCDMA Band4 RMC	Down	24.0	24.0	24.0	24.0	24.0	24.0	24.0	24.0
HSDPA Subtest-1	Down	23.0	23.0	23.0	23.0	23.0	23.0	23.0	23.0
HSDPA Subtest-2	Down	23.0	23.0	23.0	23.0	23.0	23.0	23.0	23.0
HSDPA Subtest-3	Down	22.5	22.5	22.5	22.5	22.5	22.5	22.5	22.5
HSDPA Subtest-4	Down	22.5	22.5	22.5	22.5	22.5	22.5	22.5	22.5
HSUPA Subtest-1	Down	23.0	23.0	23.0	23.0	23.0	23.0	23.0	23.0
HSUPA Subtest-2	Down	21.0	21.0	21.0	21.0	21.0	21.0	21.0	21.0
HSUPA Subtest-3	Down	22.0	22.0	22.0	22.0	22.0	22.0	22.0	22.0
HSUPA Subtest-4	Down	21.0	21.0	21.0	21.0	21.0	21.0	21.0	21.0
HSUPA Subtest-5	Down	23.0	23.0	23.0	23.0	23.0	23.0	23.0	23.0
WCDMA Band5 RMC	Up	25.0	25.0	25.0	25.0	25.0	25.0	25.0	25.0
HSDPA Subtest-1	Up	24.0	24.0	24.0	24.0	24.0	24.0	24.0	24.0
HSDPA Subtest-2	Up	24.0	24.0	24.0	24.0	24.0	24.0	24.0	24.0
HSDPA Subtest-3	Up	23.5	23.5	23.5	23.5	23.5	23.5	23.5	23.5
HSDPA Subtest-4	Up	23.5	23.5	23.5	23.5	23.5	23.5	23.5	23.5
HSUPA Subtest-1	Up	21.0	21.0	21.0	21.0	21.0	21.0	21.0	21.0
HSUPA Subtest-2	Up	22.0	22.0	22.0	22.0	22.0	22.0	22.0	22.0
HSUPA Subtest-3	Up	23.0	23.0	23.0	23.0	23.0	23.0	23.0	23.0
HSUPA Subtest-4	Up	22.0	22.0	22.0	22.0	22.0	22.0	22.0	22.0
HSUPA Subtest-5	Up	24.0	24.0	24.0	24.0	24.0	24.0	24.0	24.0
WCDMA Band5 RMC	Down	25.0	25.0	25.0	25.0	25.0	25.0	25.0	25.0
HSDPA Subtest-1	Down	24.0	24.0	24.0	24.0	24.0	24.0	24.0	24.0
HSDPA Subtest-2	Down	24.0	24.0	24.0	24.0	24.0	24.0	24.0	24.0
HSDPA Subtest-3	Down	23.5	23.5	23.5	23.5	23.5	23.5	23.5	23.5
HSDPA Subtest-4	Down	23.5	23.5	23.5	23.5	23.5	23.5	23.5	23.5
HSUPA Subtest-1	Down	21.0	21.0	21.0	21.0	21.0	21.0	21.0	21.0
HSUPA Subtest-2	Down	22.0	22.0	22.0	22.0	22.0	22.0	22.0	22.0
HSUPA Subtest-3	Down	23.0	23.0	23.0	23.0	23.0	23.0	23.0	23.0
HSUPA Subtest-4	Down	22.0	22.0	22.0	22.0	22.0	22.0	22.0	22.0
HSUPA Subtest-5	Down	24.0	24.0	24.0	24.0	24.0	24.0	24.0	24.0
LTE Band2	Up	24.5	18.5	17.0	24.5	24.5	17.5	21.5	17.5
LTE Band2	Down	24.5	24.5	24.5	24.5	24.5	24.5	24.5	24.5
LTE Band4	Up	24.5	19.0	16.5	24.5	24.5	18.5	21.5	18.5
LTE Band4	Down	24.5	24.5	24.5	24.5	24.5	24.5	24.5	24.5
LTE Band5	Up	25.0	25.0	25.0	25.0	25.0	25.0	25.0	25.0
LTE Band5	Down	25.0	25.0	25.0	25.0	25.0	25.0	25.0	25.0
LTE Band7	Up	24.0	18.5	18.0	24.0	24.0	17.0	21.0	17.0
LTE Band7	Down	24.0	24.0	24.0	24.0	24.0	24.0	24.0	24.0
LTE Band26	Up	25.0	25.0	25.0	25.0	25.0	25.0	25.0	25.0
LTE Band26	Down	25.0	25.0	25.0	25.0	25.0	25.0	25.0	25.0
LTE Band38	Up	24.5	21.5	19.5	24.5	24.5	18.5	24.5	18.5
LTE Band38	Down	24.5	24.5	24.5	24.5	24.5	24.5	24.5	24.5
LTE Band41	Up	26.0	22.0	20.0	26.0	26.0	19.0	26.0	19.0
LTE Band41	Down	26.0	26.0	26.0	26.0	26.0	26.0	26.0	26.0
LTE Band41-HPUE	Up	26.5	22.0	20.0	26.5	26.5	19.0	24.5	19.0

LTE Band41-HPUE	Down	26.5	26.5	26.5	26.5	26.5	26.5	26.5	26.5
LTE Band41-HPUE	Down	26.5	26.5	26.5	26.5	26.5	26.5	26.5	26.5
2.4G WLAN 802.11b	Up	19.0	12.0	12.0	19.0	19.0	19.0	19.0	19.0
2.4G WLAN 802.11g	Up	18.0	11.0	11.0	18.0	18.0	18.0	18.0	18.0
2.4G WLAN 802.11n20	Up	18.0	11.0	11.0	18.0	18.0	18.0	18.0	18.0
5.2G WLAN 802.11a	Up	17.0	11.5	11.5	17.0	17.0	17.0	17.0	17.0
5.2G WLAN 802.11n20	Up	17.0	11.5	11.5	17.0	17.0	17.0	17.0	17.0
5.2G WLAN 802.11n40	Up	17.0	11.5	11.5	17.0	17.0	17.0	17.0	17.0
5.2G WLAN 802.11ac20	Up	17.0	11.5	11.5	17.0	17.0	17.0	17.0	17.0
5.2G WLAN 802.11ac40	Up	17.0	11.5	11.5	17.0	17.0	17.0	17.0	17.0
5.2G WLAN 802.11nac80	Up	16.5	11.0	11.0	16.5	16.5	16.5	16.5	16.5
5.3G WLAN 802.11a	Up	17.0	11.5	11.5	17.0	17.0	17.0	17.0	17.0
5.3G WLAN 802.11n20	Up	17.0	11.5	11.5	17.0	17.0	17.0	17.0	17.0
5.3G WLAN 802.11n40	Up	17.0	11.5	11.5	17.0	17.0	17.0	17.0	17.0
5.3G WLAN 802.11ac20	Up	17.0	11.5	11.5	17.0	17.0	17.0	17.0	17.0
5.3G WLAN 802.11ac40	Up	17.0	11.5	11.5	17.0	17.0	17.0	17.0	17.0
5.3G WLAN 802.11nac80	Up	16.5	11.0	11.0	16.5	16.5	16.5	16.5	16.5
5.6G WLAN 802.11a	Up	17.0	11.5	11.5	17.0	17.0	17.0	17.0	17.0
5.6G WLAN 802.11n20	Up	17.0	11.5	11.5	17.0	17.0	17.0	17.0	17.0
5.6G WLAN 802.11n40	Up	17.0	11.5	11.5	17.0	17.0	17.0	17.0	17.0
5.6G WLAN 802.11ac20	Up	17.0	11.5	11.5	17.0	17.0	17.0	17.0	17.0
5.6G WLAN 802.11ac40	Up	17.0	11.5	11.5	17.0	17.0	17.0	17.0	17.0
5.6G WLAN 802.11nac80	Up	16.5	11.0	11.0	16.5	16.5	16.5	16.5	16.5
5.8G WLAN 802.11a	Up	17.0	11.5	11.5	17.0	17.0	17.0	17.0	17.0
5.8G WLAN 802.11n20	Up	17.0	11.5	11.5	17.0	17.0	17.0	17.0	17.0
5.8G WLAN 802.11n40	Up	17.0	11.5	11.5	17.0	17.0	17.0	17.0	17.0
5.8G WLAN 802.11ac20	Up	17.0	11.5	11.5	17.0	17.0	17.0	17.0	17.0
5.8G WLAN 802.11ac40	Up	17.0	11.5	11.5	17.0	17.0	17.0	17.0	17.0
5.8G WLAN 802.11nac80	Up	16.5	11.0	11.0	16.5	16.5	16.5	16.5	16.5
Bluetooth	Up	15.0	15.0	15.0	15.0	15.0	15.0	15.0	15.0

Note 1: Reduced power please refer to section 8.9.

Note 2: Summary of Tune-up Limit Power for WWAN Antenna

Note 3: For some frequency bands, the power reduction level amount value 0 means there is no power reduction in this frequency band and exposure conditions.

3 SUMMARY OF TEST RESULTS

3.1 Test Standards

No.	Identity	Document Title
1	47 CFR Part 2	Frequency Allocations and Radio Treaty Matters; General Rules and Regulations
2	ANSI/IEEE Std. C95.1-1999	IEEE Standard for Safety Levels with Respect to Human Exposure to Radio Frequency Electromagnetic Fields, 3 kHz to 300 GHz
3	IEEE Std. 1528-2013	Recommended Practice for Determining the Peak Spatial-Average Specific Absorption Rate (SAR) in the Human Head from Wireless Communications Devices: Measurement Techniques
4	FCC KDB 447498 D01 v06	Mobile and Portable Device RF Exposure Procedures and Equipment Authorization Policies
5	FCC KDB 941225 D01 v03r01	3G SAR MEAUREMENT PROCEDURES
6	FCC KDB 941225 D05 v02r05	SAR Evaluation Considerations for LTE Devices
7	FCC KDB 941225 D06 v02r01	SAR Evaluation Procedures for Portable Devices with Wireless Router Capabilities
8	FCC KDB 865664 D01 v01r04	SAR Measurement 100 MHz to 6 GHz
9	FCC KDB 865664 D02 v01r02	RF Exposure Reporting
10	FCC KDB 648474 D04 v01r03	SAR Evaluation Considerations for Wireless Handsets
11	KDB 248227 D01 v02r02	SAR Guidance for IEEE 802.11 (Wi-Fi) Transmitters

3.2 Device Category and SAR Limit

This device belongs to portable device category because its radiating structure is allowed to be used within 20 centimeters of the body of the user. Limit for General Population/Uncontrolled exposure should be applied for this device, it is 1.6 W/kg as averaged over any 1 gram of tissue.

Table of Exposure Limits:

Body Position	SAR Value (W/Kg)	
	General Population/ Uncontrolled Exposure	Occupational/ Controlled Exposure
Whole-Body SAR (averaged over the entire body)	0.08	0.4
Partial-Body SAR (averaged over any 1 gram of tissue)	1.60	8.0
SAR for hands, wrists, feet and ankles (averaged over any 10 grams of tissue)	4.0	20.0

NOTE:

General Population/Uncontrolled: Locations where there is the exposure of individuals who have no knowledge or control of their exposure. General population/uncontrolled exposure limits are applicable to situations in which the general public may be exposed or in which persons who are exposed as a consequence of their employment may not be made fully aware of the potential for exposure or cannot exercise control over their exposure. Members of the general public would come under this category when exposure is not employment-related; for example, in the case of a wireless transmitter that exposes persons in its vicinity.

Occupational/Controlled: Locations where there is exposure that may be incurred by persons who are aware of the potential for exposure, In general, occupational/controlled exposure limits are applicable to situations in which persons are exposed as a consequence of their employment, who have been made fully aware of the potential for exposure and can exercise control over their exposure. This exposure category is also applicable when the exposure is of a transient nature due to incidental passage through a location where the exposure levels may be higher than the general population/uncontrolled limits, but the exposed person is fully aware of the potential for exposure and can exercise control over his or her exposure by leaving the area or by some other appropriate means.

3.3 Test Result Summary

3.3.1 Highest SAR

Band	Maximum Scaled SAR (W/kg)				Maximum Report SAR (W/kg)			
	Head	Body-worn	Hotspot	Product Specific	Head	Body-worn	Hotspot	Product Specific
GSM 850	0.431	0.104	0.138	/	1.171	0.607	1.086	2.565
GSM 1900	0.123	0.351	0.655	/				
WCDMA Band 2	0.842	0.487	0.929	1.566				
WCDMA Band 4	1.113	0.416	0.968	2.223				
WCDMA Band 5	1.037	0.176	0.316	/				
CDMA BC0	**1.171**	0.208	0.279	/				
LTE Band 2	0.949	**0.607**	0.990	1.794				
LTE Band 4	1.073	0.510	**1.086**	**2.565**				
LTE Band 5	0.720	0.135	0.186	/				
LTE Band 7	0.791	0.579	0.464	2.224				
LTE Band 26	0.710	0.143	0.168	/				
LTE Band 38	0.764	0.463	0.371	1.761				
LTE Band 41	0.770	0.394	0.327	1.627				
2.4G WLAN	0.257	0.227	0.717	/				
5.2G WLAN	/	/	0.376	/				
5.3G WLAN	0.249	0.209	/	0.467				
5.6G WLAN	0.289	0.204	/	0.744				
5.8G WLAN	0.442	0.229	0.789	/				
Bluetooth	0.288	0.047	0.139	/				
Limit (W/kg)	1.6			4.0	1.6			4.0
Verdict	Pass							

3.3.2 Highest Simultaneous SAR

Position	Simultaneous Configuration	Simultaneous SAR (W/kg)	Limit (W/kg)	Verdict
Head (1g)	WWAN+5.8G WIFI	1.335	1.6	Pass
Body-worn Accessory (1g)	WWAN+5.8G WIFI	0.837	1.6	Pass
Hotspot (1g)	WWAN+2.4G WIFI	1.462	1.6	Pass
Product Specific (10g)	WWAN+5.6G WIFI	2.054	4.0	Pass

3.4 Test Uncertainty

3.4.1 Measurement uncertainly evaluation for SAR test

The following measurement uncertainty levels have been estimated for tests performed on the EUT as specified in IEEE 1528 This uncertainty represents an expanded uncertainty expressed at approximately the 95% confidence level using a coverage factor of k=2.

Uncertainty Component	Tol (+- %)	Prob. Dist.	Div.	Ci (1g)	Ci (10 g)	1g Ui (+-%)	10 g Ui (+-%)	Vi v_{eff}
Measurement System								
Probe calibration	5.8	N	1	1	1	5.80	5.80	∞
Axial Isotropy	3.5	R	$\sqrt{3}$	0.7	0.7	1.41	1.41	∞
Hemispherical Isotropy	5.9	R	$\sqrt{3}$	0.7	0.7	2.38	2.38	∞
Boundary effect	1.0	R	$\sqrt{3}$	1	1	0.58	0.58	∞
Linearity	4.7	R	$\sqrt{3}$	1	1	2.71	2.71	∞
System detection limits	1.0	R	$\sqrt{3}$	1	1	0.58	0.58	∞
Modulation response	3.0	R	$\sqrt{3}$	1	1	1.73	1.73	∞
Readout Electronics	0.5	N	1	1	1	0.50	0.50	∞
Response Time	0.0	R	$\sqrt{3}$	1	1	0.00	0.00	∞
Integration Time	1.4	R	$\sqrt{3}$	1	1	0.81	0.81	∞
RF ambient Conditions - Noise	3.0	R	$\sqrt{3}$	1	1	1.73	1.73	∞
RF ambient Conditions - Reflections	3.0	R	$\sqrt{3}$	1	1	1.73	1.73	∞
Probe positioner Mechanical Tolerance	1.4	R	$\sqrt{3}$	1	1	0.81	0.81	∞
Probe positioning with respect to Phantom Shell	1.4	R	$\sqrt{3}$	1	1	0.81	0.81	∞
Extrapolation, interpolation and integration Algoritms for Max. SAR Evaluation	2.3	R	$\sqrt{3}$	1	1	1.33	1.33	∞
Test sample Related								
Test sample positioning	2.6	N	1	1	1	2.60	2.60	N-1
Device Holder Uncertainty	3.0	N	1	1	1	3.00	3.00	N-1
Output power Variation - SAR drift measurement	5.0	R	$\sqrt{3}$	1	1	2.89	2.89	∞
SAR scaling	2.0	R	$\sqrt{3}$	1	1	1.15	1.15	∞
Phantom and Tissue Parameters								
Phantom Uncertainty (Shape and thickness tolerances)	4.0	R	$\sqrt{3}$	1	1	2.31	2.31	∞
SAR correction for deviation(in permittivity and conductivity)	2.0	N	1	1	0.84	2.00	1.68	∞
Liquid conductivity (temperature uncertainty)	2.5	R	$\sqrt{3}$	0.78	0.71	1.13	1.03	∞
Liquid conductivity - measurement uncertainty	5.0	N	1	0.78	0.71	3.90	3.55	M
Liquid permittivity (temperature uncertainty)	2.5	R	$\sqrt{3}$	0.23	0.26	0.33	0.38	∞
Liquid permittivity - measurement uncertainty	5.0	N	1	0.23	0.26	1.15	1.30	M
Combined Standard Uncertainty	-	RSS	-			10.72	10.56	-
Expanded Uncertainty (95% Confidence interval)	-	k	-			21.45	21.11	-

3.4.2 Measurement uncertainly evaluation for system check

This measurement uncertainty budget is suggested by IEEE 1528. The break down of the individual uncertainties is as follows:

Uncertainty Component	Tol (+- %)	Prob. Dist.	Div.	Ci (1g)	Ci (10g)	1g Ui (+-%)	10g Ui (+-%)	Vi
Measurement System								
Probe calibration	5.8	N	1	1	1	5.80	5.30	∞
Axial Isotropy	3.5	R	$\sqrt{3}$	1	1	2.02	2.02	∞
Hemispherical Isotropy	5.9	R	$\sqrt{3}$	0	0	0.00	0.00	∞
Boundary effect	1.0	R	$\sqrt{3}$	1	1	0.58	0.56	∞
Probe Linearity	4.7	R	$\sqrt{3}$	1	1	2.71	2.71	∞
System detection limits	1.0	R	$\sqrt{3}$	1	1	0.58	0.58	∞
Modulation response	0.0	R	$\sqrt{3}$	1	1	0.00	0.00	∞
Readout Electronics	0.5	N	1	1	1	0.50	0.50	∞
Response Time	0.0	R	$\sqrt{3}$	1	1	0.00	0.00	∞
Integration Time	1.4	R	$\sqrt{3}$	0	0	0.00	0.00	∞
RF ambient Conditions - Noise	3.0	R	$\sqrt{3}$	1	1	1.73	1.73	∞
RF ambient Conditions - Reflections	3.0	R	$\sqrt{3}$	1	1	1.73	1.73	∞
Probe positioner Mechanical Tolerance	1.4	R	$\sqrt{3}$	1	1	0.81	0.81	∞
Probe positioning with respect to Phantom Shell	1.4	R	$\sqrt{3}$	1	1	0.81	0.81	∞
Extrapolation, interpolation and integration Algoritms for Max. SAR Evaluation	2.3	R	$\sqrt{3}$	1	1	1.33	1.33	∞
Dipole								
Deviation of experimental dipole	5.5	N	1	1	1	5.00	5.00	∞
Dipole axis to liquid distance	2.0	R	$\sqrt{3}$	1	1	1.15	1.15	∞
Power drift	0.5	R	$\sqrt{3}$	1	1	0.29	0.29	∞
Phantom and Tissue Parameters								
Phantom Uncertainty (Shape and thickness tolerances)	4.0	R	$\sqrt{3}$	1	1	2.31	2.31	∞
SAR correction for deviation(in permittivity and conductivity)	2.0	N	1	1	0.84	2.00	1.68	∞
Liquid conductivity (temperature uncertainty)	2.5	R	$\sqrt{3}$	0.78	0.71	1.13	1.02	∞
Liquid conductivity - measurement uncertainty	5.0	N	1	0.78	0.71	3.90	3.55	M
Liquid permittivity (temperature uncertainty)	2.5	R	$\sqrt{3}$	0.23	0.26	0.33	0.38	∞
Liquid permittivity - measurement uncertainty	5.0	N	1	0.23	0.26	1.15	1.30	M
Combined Standard Uncertainty	-	RSS	-			10.43	10.25	–
Expanded Uncertainty (95% Confidence interval)	-	k	-			20.86	20.51	–

4 SAR MEASUREMENT SYSTEM

4.1 Definition of Specific Absorption Rate (SAR)

SAR is related to the rate at which energy is absorbed per unit mass in an object exposed to a radio field. The SAR distribution in a biological body is complicated and is usually carried out by experimental techniques or numerical modeling. The standard recommends limits for two tiers of groups, occupational/controlled and general population/uncontrolled, based on a person's awareness and ability to exercise control over his or her exposure. In general, occupational / controlled exposure limits are higher than the limits for general population /uncontrolled.

The SAR definition is the time derivative (rate) of the incremental energy (dW) absorbed by (dissipated in) an incremental mass (dm) contained in a volume element (dv) of a given density (ρ). The equation description is as below:

$$\mathbf{SAR} = \frac{d}{dt}\left(\frac{dW}{dm}\right) = \frac{d}{dt}\left(\frac{dW}{\rho dv}\right)$$

SAR is expressed in units of Watts per kilogram (W/kg) SAR measurement can be related to the electrical field in the tissue by

$$\mathbf{SAR} = \frac{\sigma E^2}{\rho}$$

Where: σ is the conductivity of the tissue,
ρ is the mass density of the tissue and E is the RMS electrical field strength.

4.2 SATIMO SAR System

4.2.1 SATIMO SAR System Diagram

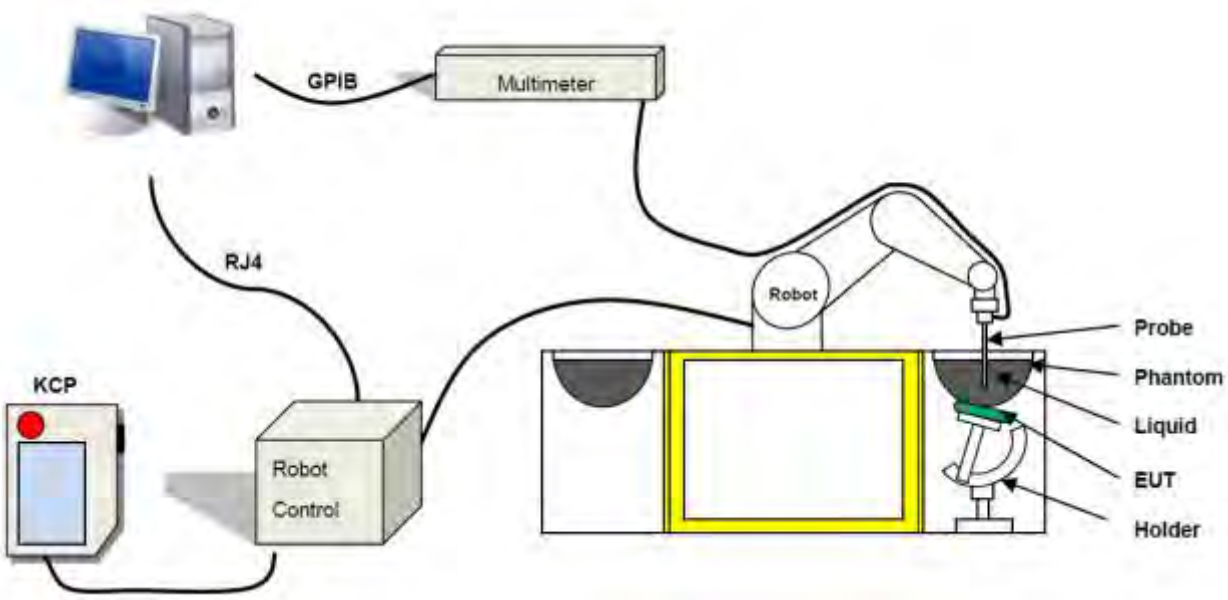

These measurements were performed with the automated near-field scanning system OPENSAR from SATIMO. The system is based on a high precision robot (working range: 850 mm), which positions the probes with a positional repeatability of better than ± 0.02 mm. Special E- and H-field probes have been developed for measurements close to material discontinuity, the sensors of which are directly loaded with a Schottky diode and connected via highly resistive lines to the data acquisition unit.

The SAR measurements were conducted with dosimetric probe (manufactured by SATIMO), designed in the classical triangular configuration and optimized for dosimetric evaluation. The probe has been calibrated according to the procedure described in SAR standard with accuracy of better than ±10%. The spherical isotropy was evaluated with the procedure described in SAR standard and found to be better than ±0.25 dB. The phantom used was the SAM Phantom as described in FCC supplement C, IEEE P1528.

4.2.2 Robot

The SATIMO SAR system uses the high precision robots from KUKA. For the 6-axis controller system, the robot controller version (KUKA) from KUKA is used. The KUKA robot series have many features that are important for our application:

- High precision (repeatability ±0.035 mm)
- High reliability (industrial design)
- Jerk-free straight movements
- Low ELF interference (the closed metallic construction shields against motor control fields)

4.2.3 E-Field Probe

For the measurements the Specific Dosimetric E-Field Probe SN 31 /17 EPGO 321 with following specifications is used

-- Dynamic range: 0.01-100 W/kg

- Tip Diameter : 2.5 mm
- Lower detection limit : 10 mW/kg

(repeatability better than +/- 1mm)

- Probe linearity: +/- 0.07 dB
- Calibration range: 300 MHz to 6000 MHz for head & body simulating liquid.

Angle between probe axis (evaluation axis) and surface normal line: less than 30°

E-Field Probe Calibration Process

Probe calibration is realized, in compliance with CENELEC EN 62209-1/-2 and IEEE 1528 std, with CALISAR, Antennessa proprietary calibration system. The calibration is performed with the IEC62209-1/2 annexe technique using reference guide at the five frequencies.

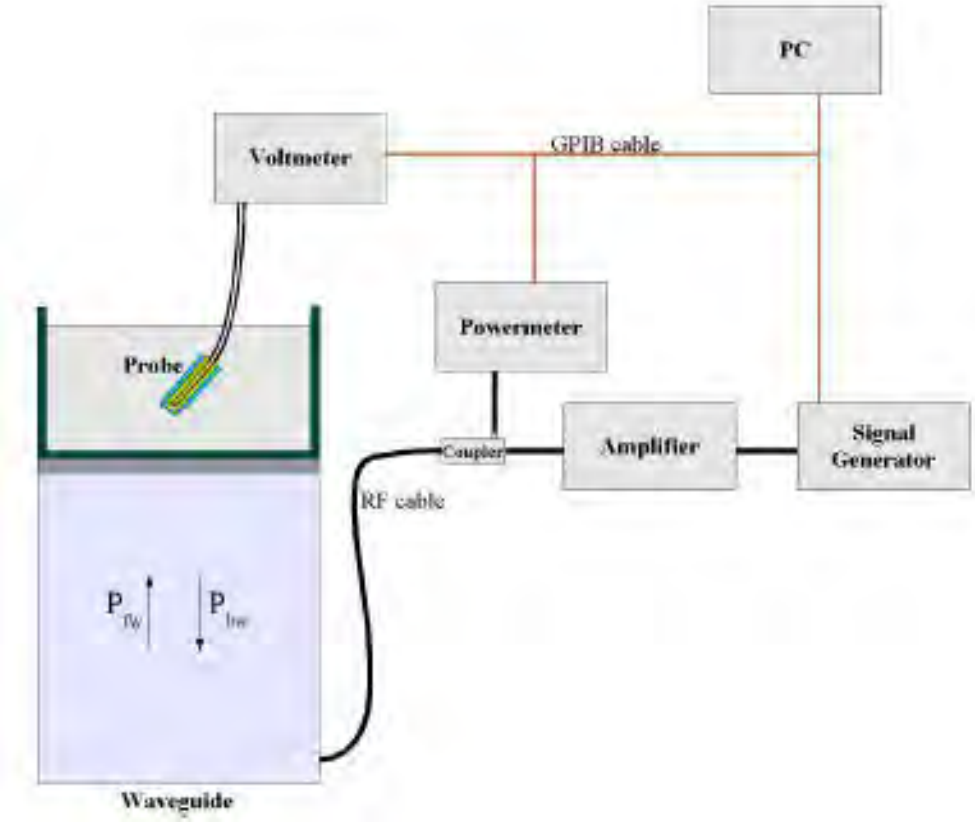

$$SAR = \frac{4(P_{fw} - P_{bw})}{ab\sigma}\cos^2\left(\pi\frac{y}{a}\right)c^{(2\pi/\sigma)}$$

Where :

Pfw	=	Forward Power
Pbw	=	Backward Power
a and b	=	Waveguide Dimensions

ı = Skin Depth

Keithley configuration

Rate = Medium; Filter =ON; RDGS=10; FILTER TYPE =MOVING AVERAGE; RANGE AUTO After each calibration, a SAR measurement is performed on a validation dipole and compared with a NPL calibrated probe, to verify it.

The calibration factors, CF(N), for the 3 sensors corresponding to dipole 1, dipole 2 and dipole 3 are:

CF(N)=SAR(N)/Vlin(N) (N=1,2,3)

The linearised output voltage Vlin(N) is obtained from the displayed output voltage V(N) using

Vlin(N)=V(N)*(1+V(N)/DCP(N)) (N=1,2,3)

Where the DCP is the diode compression point in mV.

4.2.4 Phantoms

For the measurements the Specific Anthropomorphic Mannequin (SAM) defined by the IEEE SCC-34/SC2 group is used. The phantom is a polyurethane shell integrated in a wooden table. The thickness of the phantom amounts to 2mm +/- 0.2mm. It enables the dosimetric evaluation of left and right phone usage and includes an additional flat phantom part for the simplified performance check. The phantom set-up includes a cover, which prevents the evaporation of the liquid.

Photo of Phantom SN 30/13 SAM103

Photo of Phantom SN 30/13 SAM104

Serial Number	Positionner Material	Permittivity	Loss Tangent
SN 30/13 SAM103	Gelcoat with fiberglass	3.4	0.02
SN 30/13 SAM104	Gelcoat with fiberglass	3.4	0.02

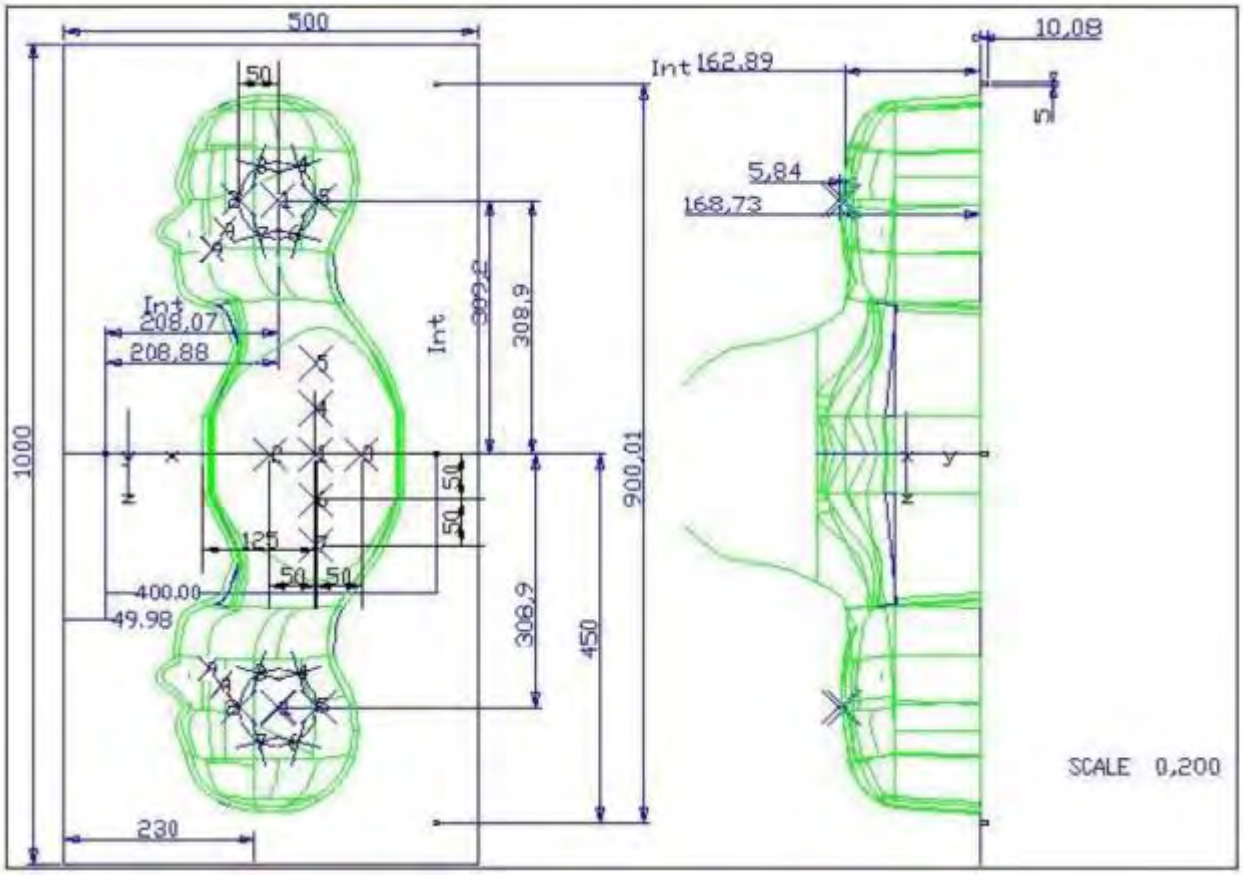

Serial Number	Left Head		Right Head		Flat Part	
SN 30/13 SAM103	2	2.00	2	2.03	1	2.09
	3	2.02	3	2.05	2	2.10
	4	2.04	4	2.04	3	2.09
	5	2.04	5	2.07	4	2.11
	6	2.02	6	2.07	5	2.11
	7	2.01	7	2.09	6	2.09
	8	2.04	8	2.10	7	2.11
	9	2.02	9	2.09	-	-
SN 30/13 SAM104	2	2.05	2	2.06	1	2.03
	3	2.08	3	2.03	2	2.03
	4	2.05	4	2.03	3	2.01
	5	2.06	5	2.02	4	2.03
	6	2.08	6	2.02	5	2.03
	7	2.06	7	2.04	6	2.00
	8	2.07	8	2.04	7	1.98
	9	2.07	9	2.05	-	-

4.2.5 Device Holder

The SAR in the phantom is approximately inversely proportional to the square of the distance between the source and the liquid surface. For a source at 5 mm distance, a positioning uncertainty of ± 0.5 mm would produce a SAR uncertainty of ± 20 %. Accurate device positioning is therefore crucial for accurate and repeatable measurements. The positions in which the devices must be measured are defined by the standards.

Serial Number	Holder Material	Permittivity	Loss Tangent
SN 25/13 MSH87	Deirin	3.7	0.005
SN 25/13 MSH88	Deirin	3.7	0.005

The positioning system allows obtaining cheek and tilting position with a very good accuracy. In compliance with CENELEC, the tilt angle uncertainty is lower than 1°.

4.2.6 Simulating Liquid

For SAR measurement of the field distribution inside the phantom, the phantom must be filled with homogeneous tissue simulating liquid to a depth of at least 15 cm. For head SAR testing, the liquid height from the ear reference point (ERP) of the phantom to the liquid top surface is larger than 15 cm. For body SAR testing, the liquid height from the center of the flat phantom to the liquid top surface is larger than 15 cm. The nominal dielectric values of the tissue simulating liquids in the phantom and the tolerance of 5%.

Head Liquid Depth	Body Liquid Depth
	

The following table gives the recipes for tissue simulating liquid and the theoretical Conductivity/Permittivity.

Head (Reference IEEE1528)								
Frequency (MHz)	Water (%)	Sugar (%)	Cellulose (%)	Salt (%)	Preventol (%)	DGBE (%)	Conductivity σ (S/m)	Permittivity ε
750	41.1	57.0	0.2	1.4	0.2	0	0.89	41.9
835	40.3	57.9	0.2	1.4	0.2	0	0.90	41.5
900	40.3	57.9	0.2	1.4	0.2	0	0.97	41.5
1800, 1900, 2000	55.2	0	0	0.3	0	44.5	1.4	40.0
2450	55.0	0	0	0.1	0	44.9	1.80	39.2
2600	54.9	0	0	0.1	0	45.0	1.96	39.0
Frequency(MHz)	Water (%)	Hexyl Carbitol (%)			Triton X-100 (%)		Conductivity σ (S/m)	Permittivity ε
5200	62.52	17.24			17.24		4.66	36.0
5800	62.52	17.24			17.24		5.27	35.3
Body (From instrument manufacturer)								
Frequency (MHz)	Water (%)	Sugar (%)	Cellulose (%)	Salt (%)	Preventol (%)	DGBE (%)	Conductivity σ (S/m)	Permittivity ε
750	51.7	47.2	0	0.9	0.1	0	0.96	55.5
835	50.8	48.2	0	0.9	0.1	0	0.97	55.2
900	50.8	48.2	0	0.9	0.1	0	1.05	55.0
1800, 1900, 2000	70.2	0	0	0.4	0	29.4	1.52	53.3
2450	68.6	0	0	0.1	0	31.3	1.95	52.7
2600	68.2	0	0	0.1	0	31.7	2.16	52.5

Frequency(MHz)	Water	DGBE (%)	Salt (%)	Conductivity σ (S/m)	Permittivity ε
5200	78.60	21.40	/	5.54	47.86
5800	78.50	21.40	0.1	6.0	48.20

5 SYSTEM VERIFICATION

5.1 Antenna Port Test Requirement

The SATIMO SAR system is equipped with one or more system validation kits. These units together with the predefined measurement procedures within the SATIMO software enable the user to conduct the system performance check and system validation. System validation kit includes a dipole, tripod holder to fix it underneath the flat phantom and a corresponding distance holder.

5.2 Purpose of System Check

The system performance check verifies that the system operates within its specifications. System and operator errors can be detected and corrected. It is recommended that the system performance check be performed prior to any usage of the system in order to guarantee reproducible results. The system performance check uses normal SAR measurements in a simplified setup with a well characterized source. This setup was selected to give a high sensitivity to all parameters that might fail or vary over time. The system check does not intend to replace the calibration of the components, but indicates situations where the system uncertainty is exceeded due to drift or failure.

5.3 System Check Setup

In the simplified setup for system evaluation, the EUT is replaced by a calibrated dipole and the power source is replaced by a continuous wave that comes from a signal generator. The calibrated dipole must be placed beneath the flat phantom section of the SAM twin phantom with the correct distance holder. The distance holder should touch the phantom surface with a light pressure at the reference marking and be oriented parallel to the long side of the phantom. The equipment setup is shown below:

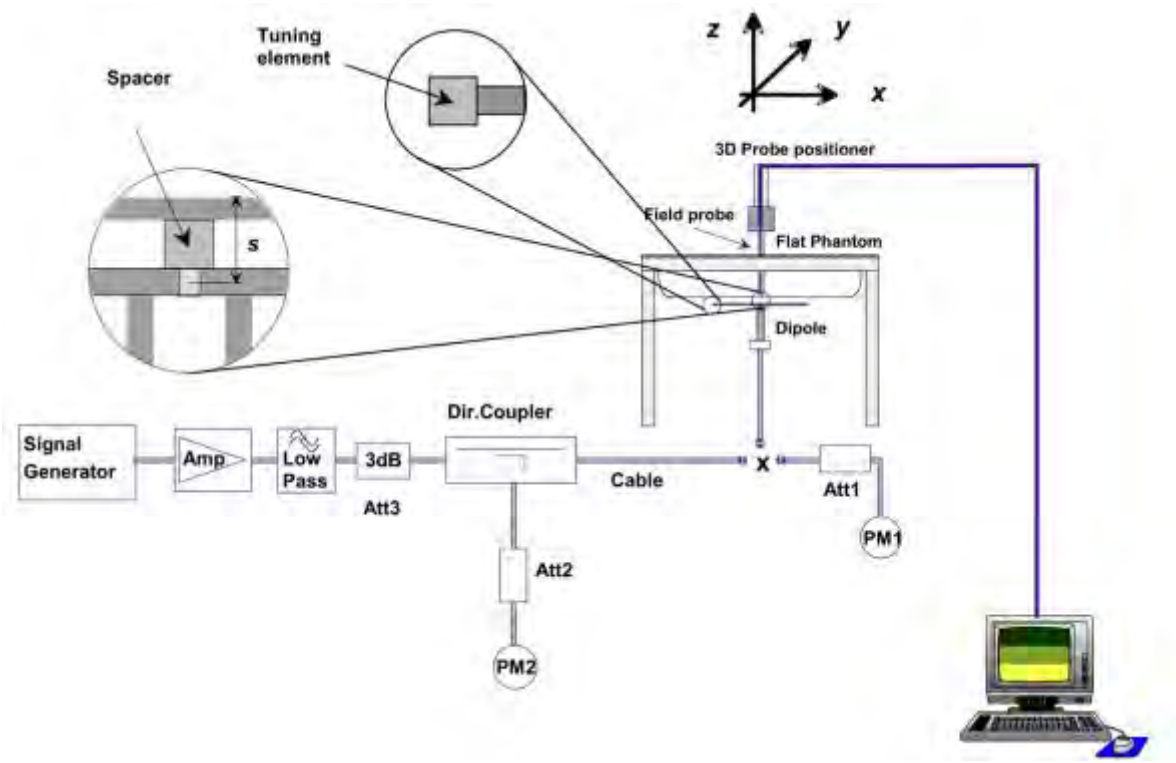

6 EUT TEST POSITION CONFIGURATUONS

According to KDB 648474 D04 Handset , handsets are tested for SAR compliance in head, body-worn accessory and other use configurations described in the following subsections.

6.1 Head Exposure Conditions

Head exposure is limited to next to the ear voice mode operations. Head SAR compliance is tested according to the test positions defined in IEEE Std 1528-2013 using the SAM phantom illustrated as below.

6.1.1 Define two imaginary lines on the handset

(a) The vertical center line passes through two points on the front side of the handset - the midpoint of the width w t of the handset at the level of the acoustic output, and the midpoint of the width w b of the bottom of the handset.

(b) The horizontal line is perpendicular to the vertical centerline and passes through the center of the acoustic output. The horizontal line is also tangential to the face of the handset at point A.

(c) The two lines intersect at point A. Note that for many handsets, point A coincides with the center of the acoustic output; however, the acoustic output may be located elsewhere on the horizontal line. Also note that the vertical centerline is not necessarily parallel to the front face of the handset, especially for clamshell handsets, handsets with flip covers, and other irregularly shaped handsets.

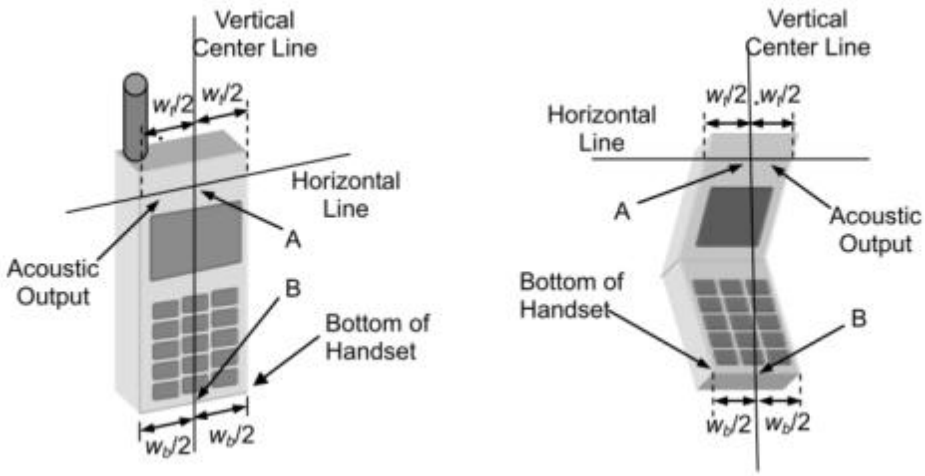

6.1.2 Cheek Position

(a) To position the device with the vertical center line of the body of the device and the horizontal line crossing the center piece in a plane parallel to the sagittal plane of the phantom. While maintaining the device in this plane, align the vertical center line with the reference plane containing the three ear and mouth reference point (M: Mouth, RE: Right Ear, and LE: Left Ear) and align the center of the ear piece with the line RE-LE.

(b) To move the device towards the phantom with the ear piece aligned with the line LE-RE until the phone touched the ear. While maintaining the device in the reference plane and maintaining the phone contact with the ear, move the bottom of the phone until any point on the front side is in contact with the cheek of the phantom or until contact with the ear is lost.



6.1.3 Tilted Position

(a) To position the device in the “cheek” position described above.

(b) While maintaining the device the reference plane described above and pivoting against the ear, moves it outward away from the mouth by an angle of 15 degrees or until contact with the ear is lost.

6.2 Body-worn Position Conditions

Body-worn accessory exposure is typically related to voice mode operations when handsets are carried in body-worn accessories. The body-worn accessory procedures in KDB 447498 are used to test for body-worn accessory SAR compliance, without a headset connected to it. This enables the test results for such configuration to be compatible with that required for hotspot mode when the body-worn accessory test separation distance is greater than or equal to that required for hotspot mode. When the reported SAR for a body-worn accessory, measured without a headset connected to the handset, is > 1.2 W/kg, the highest reported SAR configuration for that wireless mode and frequency band should be repeated for that body-worn accessory with a headset attached to the handset.

Body-worn accessories that do not contain metallic or conductive components may be tested according to worst-case exposure configurations, typically according to the smallest test separation distance required for the group of body-worn accessories with similar operating and exposure characteristics. All body-worn accessories containing metallic components are tested in conjunction with the host device.

Body-worn accessory SAR compliance is based on a single minimum test separation distance for all wireless and operating modes applicable to each body-worn accessory used by the host, and according to the relevant voice and/or data mode transmissions and operations. If a body-worn accessory supports voice only operations in its normal and expected use conditions, testing of data mode for body-worn compliance is not required. A conservative minimum test separation distance for supporting off-the-shelf body-worn accessories that may be acquired by users of consumer handsets is used to test for body-worn accessory SAR compliance. This distance is determined by the handset manufacturer, according to the requirements of Supplement C 01-01. Devices that are designed to operate on the body of users using lanyards and straps, or without requiring additional body-worn accessories, will be tested using a conservative minimum test separation distance <= 5 mm to support compliance.

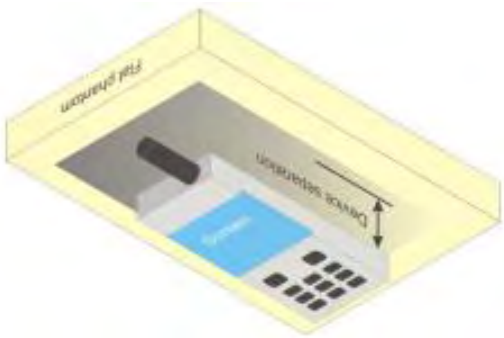

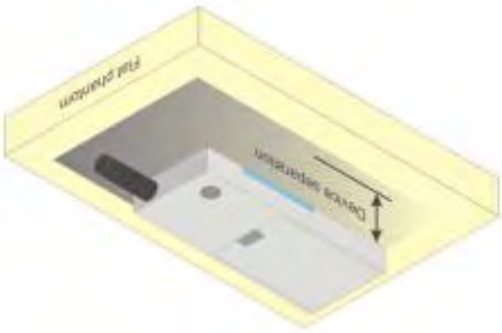

6.3 Hotspot Mode Exposure Position Conditions

For handsets that support hotspot mode operations, with wireless router capabilities and various web browsing functions, the relevant hand and body exposure conditions are tested according to the hotspot SAR procedures in KDB 941225. A test separation distance of 10 mm is required between the phantom and all surfaces and edges with a transmitting antenna located within 25 mm from that surface or edge. When the form factor of a handset is smaller than 9 cm x 5 cm, a test separation distance of 5 mm (instead of 10 mm) is required for testing hotspot mode. When the separation distance required for body-worn accessory testing is larger than or equal to that tested for hotspot mode, in the same wireless mode and for the same surface of the phone, the hotspot mode SAR data may be used to support body-worn accessory SAR compliance for that particular configuration (surface).

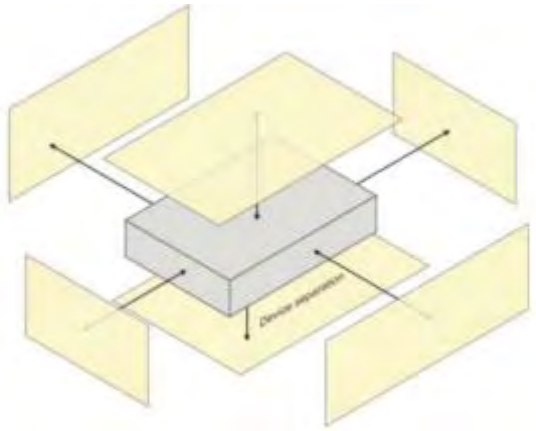

6.4 Product Specific 10g Exposure Consideration

According with FCC KDB 648474 D04, for smart phones with a display diagonal dimension > 15.0 cm or an overall diagonal dimension > 16.0 cm that provide similar mobile web access and multimedia support found in mini-tablets or UMPC mini-tablets that support voice calls next to the ear, unless it is confirmed otherwise through KDB inquiries, the following phablet procedures should be applied to evaluate SAR compliance for each applicable wireless modes and frequency band. Devices marketed as phablets, regardless of form factors and operating characteristics must be tested as a phablet to determine SAR compliance;

The UMPC mini-tablet procedures must also be applied to test the SAR of all surfaces and edges with an antenna located at ≤ 25 mm from that surface or edge, in direct contact with a flat phantom, for 10-g extremity SAR according to the body-equivalent tissue dielectric parameters in KDB 865664 to address interactive hand use exposure conditions. The UMPC mini-tablet 1-g SAR at 5 mm is not required. When hotspot mode applies, 10-g extremity SAR is required only for the surfaces and edges with hotspot mode 1-g reported SAR > 1.2 W/kg.

7 SAR MEASUREMENT PROCEDURES

7.1 SAR Measurement Process Diagram

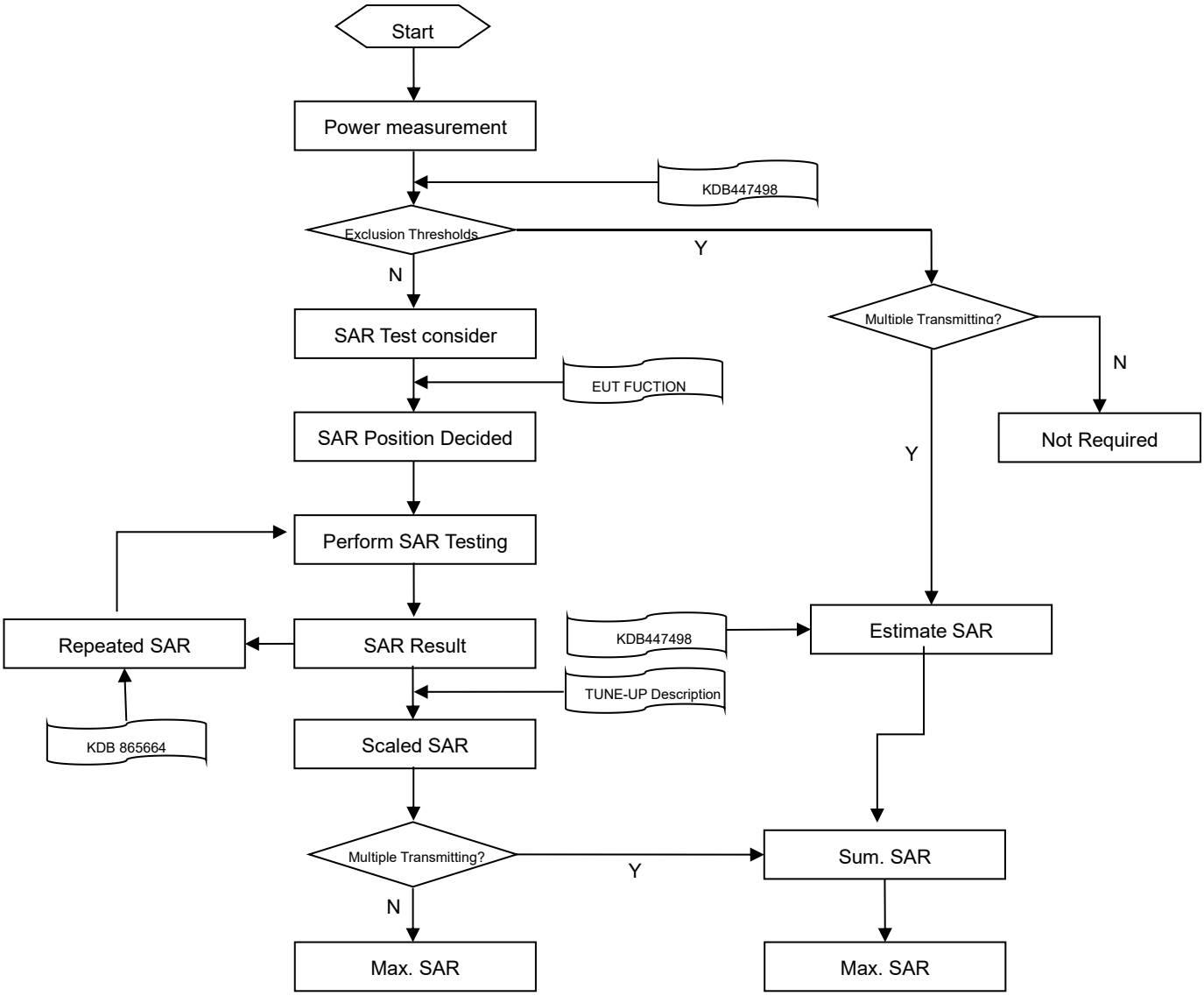

7.2 SAR Scan General Requirements

Probe boundary effect error compensation is required for measurements with the probe tip closer than half a probe tip diameter to the phantom surface. Both the probe tip diameter and sensor offset distance must satisfy measurement protocols; to ensure probe boundary effect errors are minimized and the higher fields closest to the phantom surface can be correctly measured and extrapolated to the phantom surface for computing 1-g SAR. Tolerances of the post-processing algorithms must be verified by the test laboratory for the scan resolutions used in the SAR measurements, according to the reference distribution functions specified in IEEE Std 1528-2013.

<table>
<tr><th colspan="3"></th><th>≤3GHz</th><th>>3GHz</th></tr>
<tr><td colspan="3">Maximum distance from closest measurement point (geometric center of probe sensors) to phantom surface</td><td>5±1 mm</td><td>½·δ·ln(2)±0.5 mm</td></tr>
<tr><td colspan="3">Maximum probe angle from probe axis to phantom surface normal at the measurement location</td><td>30°±1°</td><td>20°±1°</td></tr>
<tr><td colspan="3" rowspan="2">Maximum area scan spatial resolution: Δx Area , Δy Area</td><td>≤ 2 GHz: ≤ 15 mm
2 – 3 GHz: ≤ 12 mm</td><td>3–4 GHz: ≤ 12 mm
4 – 6 GHz: ≤ 10 mm</td></tr>
<tr><td colspan="2">When the x or y dimension of the test device, in the measurement plane orientation, is smaller than the above, the measurement resolution must be ⩽ the corresponding x or y dimension of the test device with at least one measurement point on the test device.</td></tr>
<tr><td colspan="3">Maximum zoom scan spatial resolution: Δx Zoom , Δy Zoom</td><td>≤ 2 GHz: ≤ 8 mm
2 –3 GHz: ≤ 5 mm*</td><td>3–4 GHz: ≤ 5 mm*
4 – 6 GHz: ≤ 4 mm*</td></tr>
<tr><td rowspan="6">Maximum zoom scan spatial resolution, normal to phantom surface</td><td colspan="2" rowspan="3">uniform grid: Δz Zoom (n)</td><td rowspan="3">≤ 5 mm</td><td>3–4 GHz: ≤ 4 mm</td></tr>
<tr><td>4–5 GHz: ≤ 3 mm</td></tr>
<tr><td>5–6 GHz: ≤ 2 mm</td></tr>
<tr><td rowspan="2">graded grid</td><td rowspan="2">Δz Zoom (1): between 1st two points closest to phantom surface</td><td rowspan="2">≤ 4 mm</td><td>3–4 GHz: ≤ 3 mm</td></tr>
<tr><td>4–5 GHz: ≤ 2.5 mm
5–6 GHz: ≤ 2 mm</td></tr>
<tr><td></td><td>Δz Zoom (n>1): between subsequent points</td><td colspan="2">≤ 1.5·Δz Zoom (n-1)</td></tr>
<tr><td rowspan="3">Minimum zoom scan volume</td><td colspan="2" rowspan="3">x, y, z</td><td rowspan="3">≥30 mm</td><td>3–4 GHz: ≥ 28 mm</td></tr>
<tr><td>4–5 GHz: ≥ 25 mm</td></tr>
<tr><td>5–6 GHz: ≥ 22 mm</td></tr>
<tr><td colspan="5">Note:
1. δ is the penetration depth of a plane-wave at normal incidence to the tissue medium; see draft standard IEEE P1528-2011 for details.
2. * When zoom scan is required and the reported SAR from the area scan based 1-g SAR estimation procedures of KDB 447498 is ⩽ 1.4 W/kg, ⩽ 8 mm, ⩽ 7 mm and ⩽ 5 mm zoom scan resolution may be applied, respectively, for 2 GHz to 3GHz, 3 GHz to 4 GHz and 4 GHz to 6 GHz.</td></tr>
</table>

7.3 SAR Measurement Procedure

The following steps are used for each test position

- Establish a call with the maximum output power with a base station simulator. The connection between the mobile and the base station simulator is established via air interface
- Measurement of the local E-field value at a fixed location. This value serves as a reference value for calculating a possible power drift.
- Measurement of the SAR distribution with a grid of 8 to 16mm * 8 to16 mm and a constant distance to the inner surface of the phantom. Since the sensors cannot directly measure at the inner phantom surface, the values between the sensors and the inner phantom surface are extrapolated. With these values the area of the maximum SAR is calculated by an interpolation scheme.
- Around this point, a cube of 30 * 30 * 30 mm or 32 * 32 * 32 mm is assessed by measuring 5 or 8 * 5 or 8*4 or 5 mm. With these data, the peak spatial-average SAR value can be calculated.

7.4 Area & Zoom Scan Procedures

First Area Scan is used to locate the approximate location(s) of the local peak SAR value(s). The measurement grid within an Area Scan is defined by the grid extent, grid step size and grid offset. Next, in order to determine the EM field distribution in a three-dimensional spatial extension, Zoom Scan is required. The Zoom Scan is performed around the highest E-field value to determine the averaged SAR-distribution over 10 g. Area scan and zoom scan resolution setting follows KDB 865664 D01 quoted below.

When the 1-g SAR of the highest peak is within 2 dB of the SAR limit, additional zoom scans are required for other peaks within 2 dB of the highest peak that have not been included in any zoom scan to ensure there is no increase in SAR.

8 CONDUCTED RF OUPUT POWER

8.1 GSM

GSM 850								
GSM850 Band	Burst Average Power(dBm)			Tune-up Limit (dBm)	Frame-Averaged power (dBm)			Tune-up Limit (dBm)
Channel	128	190	251		128	190	251	
GSM (GMSK, 1-Slot)	33.17	33.12	33.45	33.50	23.98	23.93	24.26	24.31
GPRS (GMSK, 1-Slot)	33.11	33.27	33.42	33.50	23.92	24.08	24.23	24.31
GPRS (GMSK, 2-Slots)	30.75	30.84	31.15	31.50	24.62	24.71	**25.02**	25.37
GPRS (GMSK, 3-Slots)	28.74	29.08	29.23	29.50	24.32	24.66	24.81	25.08
GPRS (GMSK, 4-Slots)	27.06	27.20	27.50	27.50	23.88	24.02	24.32	24.32
EGPRS (8PSK, 1-Slot)	26.90	26.90	27.24	27.50	17.71	17.71	18.05	18.31
EGPRS (8PSK, 2-Slots)	24.36	24.39	24.64	25.00	18.23	18.26	18.51	18.87
EGPRS (8PSK, 3-Slots)	23.28	23.18	23.44	24.00	18.86	18.76	19.02	19.58
EGPRS (8PSK, 4-Slots)	22.01	22.02	22.33	23.00	18.83	18.84	19.15	19.82
GSM 1900								
GSM1900 Band	Burst Average Power(dBm)			Tune-up Limit (dBm)	Frame-Averaged power(dBm)			Tune-up Limit (dBm)
Channel	512	661	810		512	661	810	
GSM (GMSK, 1-Slot)	30.23	30.25	30.23	30.50	21.04	21.06	21.04	21.31
GPRS (GMSK, 1-Slot)	30.25	30.20	30.13	30.50	21.06	21.01	20.94	21.31
GPRS (GMSK, 2-Slots)	28.31	28.31	28.27	28.50	22.18	22.18	22.14	22.37
GPRS (GMSK, 3-Slots)	26.60	26.57	26.60	27.00	**22.18**	22.15	22.18	22.58
GPRS (GMSK, 4-Slots)	25.04	24.98	24.93	25.50	21.86	21.80	21.75	22.32
EGPRS (8PSK, 1-Slot)	26.93	26.89	26.81	27.00	17.74	17.70	17.62	17.81
EGPRS (8PSK, 2-Slots)	24.52	24.47	24.39	25.00	18.39	18.34	18.26	18.87
EGPRS (8PSK, 3-Slots)	23.36	23.39	23.21	24.00	18.94	18.97	18.79	19.58
EGPRS (8PSK, 4-Slots)	22.32	22.15	22.03	23.00	19.14	18.97	18.85	19.82

Note [1]: SAR testing was performed on the maximum frame-averaged power mode.

Note [2]: The frame-averaged power is linearly proportion to the slot number configured and it is linearly scaled the maximum burst-averaged power based on time slots. The calculated method is shown as below:

Frame-averaged power = Burst averaged power (1 Tx Slot) – 9.19 dB

Frame-averaged power = Burst averaged power (2 Tx Slots) – 6.13 dB

Frame-averaged power = Burst averaged power (3 Tx Slots) - 4.42dB

Frame-averaged power = Burst averaged power (4 Tx Slots) – 3.18 dB

8.2 WCDMA

WCDMA	Band 2				Band 4			
Channel	9262	9400	9538	Tune-up Limit (dBm)	1312	1412	1513	Tune-up Limit (dBm)
RMC 12.2Kbps	23.75	**23.76**	23.75	24.00	23.70	**23.84**	23.83	24.00
HSDPA Subtest-1	22.81	22.76	22.77	23.00	22.71	22.83	22.81	23.00
HSDPA Subtest-2	22.91	22.79	22.78	23.00	22.75	22.83	22.83	23.00
HSDPA Subtest-3	22.38	22.28	22.32	22.50	22.22	22.34	22.35	22.50
HSDPA Subtest-4	22.37	22.29	22.31	22.50	22.24	22.35	22.34	22.50
HSUPA Subtest-1	22.32	22.28	22.25	23.00	22.19	22.31	22.30	23.00
HSUPA Subtest-2	20.87	20.74	20.81	21.00	20.73	20.90	20.76	21.00
HSUPA Subtest-3	21.85	21.73	21.84	22.00	21.77	21.81	21.87	22.00
HSUPA Subtest-4	20.64	20.59	20.61	21.00	20.46	20.53	20.64	21.00
HSUPA Subtest-5	22.72	22.70	22.74	23.00	22.75	22.90	22.83	23.00
WCDMA	Band 5				-			
Channel	4132	4182	4233	Tune-up Limit (dBm)	-	-	-	-
RMC 12.2Kbps	23.37	**23.41**	23.38	25.00	-	-	-	-
HSDPA Subtest-1	22.36	22.39	22.42	24.00				
HSDPA Subtest-2	22.40	22.42	22.44	24.00	-	-	-	-
HSDPA Subtest-3	21.94	21.93	21.94	23.50	-	-	-	-
HSDPA Subtest-4	21.93	21.94	21.96	23.50	-	-	-	-
HSUPA Subtest-1	21.81	21.83	21.92	21.00	-	-	-	-
HSUPA Subtest-2	20.39	20.45	20.47	22.00				
HSUPA Subtest-3	21.35	21.43	21.39	23.00				
HSUPA Subtest-4	20.26	20.23	20.33	22.00				
HSUPA Subtest-5	22.38	22.41	22.45	24.00				

8.3 CDMA

CDMA	BC0			
Channel	1013	384	777	Tune-up Limit (dBm)
1xRTT RC1 SO55	23.54	23.51	23.50	25.00
1xRTT RC3 SO55	**23.55**	23.52	23.42	25.00
1xRTT RC3 SO32 (FCH)	23.25	23.21	23.27	25.00
1xRTT RC3 SO32 (SCH)	23.27	23.23	23.29	25.00
1xEVDO Rel.0 RTAP 153.6kbps	23.17	23.05	23.01	25.00
1xEVDO Rel.A RETAP: 4096	23.26	23.13	23.08	25.00

8.4 LTE

FDD LTE Band 2									
Bandwidth (MHz)	RB Set	Power (dBm)							
		QPSK			Tune up limit (dBm)	16QAM			Tune up limit (dBm)
	Channel	18700	18900	19100		18700	18900	19100	
20 MHz	1 (RB_Pos:0)	24.13	**24.17**	23.90	24.50	23.76	23.54	23.27	24.00
	1 (RB_Pos:50)	23.83	23.90	23.84	24.50	23.42	23.22	23.11	24.00
	1 (RB_Pos:99)	24.12	24.12	23.75	24.50	23.80	23.49	23.07	24.00
	50 (RB_Pos:0)	22.95	22.98	22.89	23.50	22.16	22.08	21.93	23.00
	50 (RB_Pos:25)	22.96	22.97	22.84	23.50	22.13	22.05	21.89	23.00
	50 (RB_Pos:50)	23.09	22.91	22.87	23.50	22.16	21.94	21.95	23.00
	100 (RB_Pos:0)	23.11	22.97	22.83	23.50	22.22	22.03	21.92	23.00
Bandwidth (MHz)	RB Set	Power (dBm)							
		QPSK			Tune up limit (dBm)	16QAM			Tune up limit (dBm)
	Channel	18675	18900	19125		18675	18900	19125	
15 MHz	1 (RB_Pos:0)	23.91	24.01	23.91	24.50	22.83	23.36	23.17	24.00
	1 (RB_Pos:38)	23.84	23.87	23.87	24.50	22.76	23.25	23.09	24.00
	1 (RB_Pos:74)	23.91	24.00	23.85	24.50	22.79	23.38	23.05	24.00
	36 (RB_Pos:0)	22.95	22.98	22.85	23.50	22.03	22.09	21.92	23.00
	36 (RB_Pos:20)	22.94	22.95	22.90	23.50	21.99	22.05	21.96	23.00
	36 (RB_Pos:39)	22.90	22.90	22.86	23.50	21.98	22.06	21.92	23.00
	75 (RB_Pos:0)	22.92	22.96	22.84	23.50	22.04	22.06	21.92	23.00
Bandwidth (MHz)	RB Set	Power (dBm)							
		QPSK			Tune up limit (dBm)	16QAM			Tune up limit (dBm)
	Channel	18650	18900	19150		18650	18900	19150	
10 MHz	1 (RB_Pos:0)	24.10	24.16	23.95	24.50	23.04	23.58	22.98	24.00
	1 (RB_Pos:25)	23.89	23.92	23.85	24.50	22.79	23.30	22.84	24.00
	1 (RB_Pos:49)	24.09	24.09	23.83	24.50	22.97	23.48	22.75	24.00
	25 (RB_Pos:0)	22.93	23.00	22.98	23.50	22.03	22.02	22.09	23.00
	25 (RB_Pos:12)	22.96	22.97	22.89	23.50	22.04	22.05	22.07	23.00
	25 (RB_Pos:25)	22.92	22.94	22.89	23.50	21.99	21.99	22.03	23.00
	50 (RB_Pos:0)	22.94	22.96	22.93	23.50	21.96	21.99	22.03	23.00
Bandwidth (MHz)	RB Set	Power (dBm)							
		QPSK			Tune up limit (dBm)	16QAM			Tune up limit (dBm)
	Channel	18625	18900	19175		18625	18900	19175	
5 MHz	1 (RB_Pos:0)	23.91	23.95	23.86	24.50	23.09	23.48	22.94	24.00
	1 (RB_Pos:13)	23.90	24.00	23.92	24.50	23.10	23.49	22.93	24.00
	1 (RB_Pos:24)	23.81	23.94	23.81	24.50	23.05	23.44	22.88	24.00
	12 (RB_Pos:0)	22.94	22.95	22.92	23.50	22.04	22.12	22.00	23.00
	12 (RB_Pos:6)	22.92	22.95	22.90	23.50	22.04	22.12	22.01	23.00

	12 (RB_Pos:13)	22.91	22.92	22.87	23.50	22.00	22.11	21.97	23.00
	25 (RB_Pos:0)	22.89	22.91	22.85	23.50	22.01	22.02	21.90	23.00
Bandwidth (MHz)	RB Set	Power (dBm)							
		QPSK			Tune up limit (dBm)	16QAM			Tune up limit (dBm)
	Channel	18615	18900	19185		18615	18900	19185	
3.0 MHz	1 (RB_Pos:0)	23.85	23.88	23.81	24.50	22.73	23.26	22.84	24.00
	1 (RB_Pos:8)	23.82	23.87	23.79	24.50	22.76	23.26	22.77	24.00
	1 (RB_Pos:14)	23.81	23.88	23.85	24.50	22.71	23.30	22.73	24.00
	8 (RB_Pos:0)	22.90	22.97	22.82	23.50	22.07	22.06	21.94	23.00
	8 (RB_Pos:3)	22.95	22.96	22.88	23.50	22.07	22.05	21.98	23.00
	8 (RB_Pos:7)	22.92	22.96	22.85	23.50	22.06	22.02	21.93	23.00
	15 (RB_Pos:0)	22.91	22.90	22.85	23.50	21.96	21.98	21.86	23.00
Bandwidth (MHz)	RB Set	Power (dBm)							
		QPSK			Tune up limit (dBm)	16QAM			Tune up limit (dBm)
	Channel	18607	18900	19193		18607	18900	19193	
1.4 MHz	1 (RB_Pos:0)	23.79	23.79	23.74	24.50	22.86	23.17	22.68	24.00
	1 (RB_Pos:3)	23.86	23.87	23.81	24.50	22.95	23.21	22.77	24.00
	1 (RB_Pos:5)	23.78	23.79	23.77	24.50	22.89	23.20	22.70	24.00
	3 (RB_Pos:0)	23.77	23.76	23.79	24.50	22.86	22.96	23.00	24.00
	3 (RB_Pos:1)	23.88	23.85	23.86	24.50	22.93	23.06	23.09	24.00
	3 (RB_Pos:3)	23.77	23.74	23.78	24.50	22.90	22.96	23.02	24.00
	6 (RB_Pos:0)	22.84	22.88	22.70	23.50	22.03	21.79	21.97	23.00

FDD LTE Band 4									
Bandwidth (MHz)	RB Set	Power (dBm)							
		QPSK			Tune up limit (dBm)	16QAM			Tune up limit (dBm)
	Channel	20050	20175	20300		20050	20175	20300	
20 MHz	1 (RB_Pos:0)	23.80	**23.90**	23.89	24.50	23.31	23.26	23.28	23.50
	1 (RB_Pos:50)	23.73	23.82	23.79	24.50	23.19	23.15	23.14	23.50
	1 (RB_Pos:99)	23.76	23.89	23.76	24.50	23.32	23.27	23.17	23.50
	50 (RB_Pos:0)	22.86	22.93	22.87	23.50	21.90	22.00	21.87	22.50
	50 (RB_Pos:25)	22.79	22.86	22.80	23.50	21.83	21.98	21.84	22.50
	50 (RB_Pos:50)	22.86	22.85	22.84	23.50	21.89	21.88	21.89	22.50
	100 (RB_Pos:0)	22.78	22.87	22.82	23.50	21.88	21.96	21.83	22.50
Bandwidth (MHz)	RB Set	Power (dBm)							
		QPSK			Tune up limit (dBm)	16QAM			Tune up limit (dBm)
	Channel	20025	20175	20325		20025	20175	20325	
15 MHz	1 (RB_Pos:0)	23.76	23.85	23.87	24.50	22.68	23.23	23.23	23.50
	1 (RB_Pos:38)	23.61	23.80	23.84	24.50	22.52	23.16	23.15	23.50
	1 (RB_Pos:74)	23.71	23.82	23.79	24.50	22.63	23.23	23.15	23.50

	36 (RB_Pos:0)	22.70	22.88	22.80	23.50	21.77	22.05	21.86	22.50
	36 (RB_Pos:20)	22.77	22.83	22.84	23.50	21.85	21.97	21.90	22.50
	36 (RB_Pos:39)	22.74	22.81	22.81	23.50	21.83	21.94	21.89	22.50
	75 (RB_Pos:0)	22.76	22.82	22.79	23.50	21.87	21.95	21.80	22.50
Bandwidth (MHz)	RB Set	Power (dBm)							
		QPSK			Tune up limit (dBm)	16QAM			Tune up limit (dBm)
	Channel	20000	20175	20350		20000	20175	20350	
10 MHz	1 (RB_Pos:0)	23.70	23.81	23.89	24.50	22.63	23.17	22.92	23.50
	1 (RB_Pos:25)	23.57	23.80	23.79	24.50	22.48	23.16	22.77	23.50
	1 (RB_Pos:49)	23.70	23.78	23.77	24.50	22.57	23.17	22.77	23.50
	25 (RB_Pos:0)	22.72	22.88	22.89	23.50	21.77	21.99	22.00	22.50
	25 (RB_Pos:12)	22.71	22.87	22.86	23.50	21.77	21.95	22.00	22.50
	25 (RB_Pos:25)	22.77	22.87	22.83	23.50	21.81	21.93	21.91	22.50
	50 (RB_Pos:0)	22.72	22.84	22.83	23.50	21.79	21.93	21.92	22.50
Bandwidth (MHz)	RB Set	Power (dBm)							
		QPSK			Tune up limit (dBm)	16QAM			Tune up limit (dBm)
	Channel	19975	20175	20375		19975	20175	20375	
5 MHz	1 (RB_Pos:0)	23.63	23.87	23.81	24.50	22.87	23.38	22.95	23.50
	1 (RB_Pos:13)	23.66	23.89	23.80	24.50	22.88	23.39	22.95	23.50
	1 (RB_Pos:24)	23.54	23.84	23.74	24.50	22.79	23.35	22.91	23.50
	12 (RB_Pos:0)	22.65	22.85	22.82	23.50	21.78	22.07	21.92	22.50
	12 (RB_Pos:6)	22.69	22.85	22.86	23.50	21.79	22.06	21.89	22.50
	12 (RB_Pos:13)	22.62	22.85	22.82	23.50	21.76	22.02	21.86	22.50
	25 (RB_Pos:0)	22.61	22.81	22.80	23.50	21.71	21.95	21.83	22.50
Bandwidth (MHz)	RB Set	Power (dBm)							
		QPSK			Tune up limit (dBm)	16QAM			Tune up limit (dBm)
	Channel	19965	20175	20385		19965	20175	20385	
3.0 MHz	1 (RB_Pos:0)	23.63	23.82	23.79	24.50	22.51	23.19	22.81	23.50
	1 (RB_Pos:8)	23.60	23.79	23.75	24.50	22.52	23.16	22.74	23.50
	1 (RB_Pos:14)	23.55	23.81	23.77	24.50	22.48	23.18	22.79	23.50
	8 (RB_Pos:0)	22.67	22.87	22.78	23.50	21.81	21.94	21.87	22.50
	8 (RB_Pos:3)	22.69	22.86	22.79	23.50	21.84	21.96	21.89	22.50
	8 (RB_Pos:7)	22.65	22.83	22.73	23.50	21.74	21.91	21.84	22.50
	15 (RB_Pos:0)	22.62	22.82	22.77	23.50	21.70	21.92	21.78	22.50
Bandwidth (MHz)	RB Set	Power (dBm)							
		QPSK			Tune up limit (dBm)	16QAM			Tune up limit (dBm)
	Channel	19957	20175	20393		19957	20175	20393	
1.4 MHz	1 (RB_Pos:0)	23.51	23.72	23.67	24.50	22.67	23.16	22.67	23.50
	1 (RB_Pos:3)	23.58	23.81	23.73	24.50	22.68	23.16	22.69	23.50
	1 (RB_Pos:5)	23.53	23.71	23.65	24.50	22.64	23.13	22.70	23.50
	3 (RB_Pos:0)	23.51	23.68	23.62	24.50	22.56	22.89	22.82	23.50

	3 (RB_Pos:1)	23.52	23.83	23.76	24.50	22.61	22.97	22.87	23.50
	3 (RB_Pos:3)	23.50	23.71	23.67	24.50	22.60	22.88	22.80	23.50
	6 (RB_Pos:0)	22.59	22.82	22.71	23.50	21.77	21.74	21.92	22.50

FDD LTE Band 5									
Bandwidth (MHz)	RB Set	Power (dBm)							
		QPSK			Tune up limit (dBm)	16QAM			Tune up limit (dBm)
	Channel	20450	20525	20600		20450	20525	20600	
10 MHz	1 (RB_Pos:0)	23.60	23.47	23.48	25.00	22.53	22.85	22.48	24.00
	1 (RB_Pos:25)	23.47	23.56	23.51	25.00	22.46	22.88	22.58	24.00
	1 (RB_Pos:49)	23.58	**23.61**	23.44	25.00	22.47	23.00	22.48	24.00
	25 (RB_Pos:0)	22.61	22.62	22.50	24.00	21.67	21.72	21.65	23.00
	25 (RB_Pos:12)	22.60	22.65	22.60	24.00	21.64	21.76	21.73	23.00
	25 (RB_Pos:25)	22.67	22.60	22.56	24.00	21.75	21.66	21.69	23.00
	50 (RB_Pos:0)	22.71	22.63	22.47	24.00	21.74	21.70	21.55	23.00
Bandwidth (MHz)	RB Set	Power (dBm)							
		QPSK			Tune up limit (dBm)	16QAM			Tune up limit (dBm)
	Channel	20425	20525	20625		20425	20525	20625	
5MHz	1 (RB_Pos:0)	23.61	23.56	23.51	25.00	22.82	23.10	22.67	24.00
	1 (RB_Pos:13)	23.64	23.62	23.61	25.00	22.84	23.15	22.70	24.00
	1 (RB_Pos:24)	23.53	23.58	23.50	25.00	22.78	23.08	22.66	24.00
	12 (RB_Pos:0)	22.66	22.58	22.60	24.00	21.77	21.79	21.70	23.00
	12 (RB_Pos:6)	22.64	22.63	22.59	24.00	21.77	21.81	21.67	23.00
	12 (RB_Pos:13)	22.58	22.59	22.54	24.00	21.73	21.83	21.67	23.00
	25 (RB_Pos:0)	22.62	22.57	22.55	24.00	21.71	21.76	21.57	23.00
Bandwidth (MHz)	RB Set	Power (dBm)							
		QPSK			Tune up limit (dBm)	16QAM			Tune up limit (dBm)
	Channel	20415	20525	20635		20415	20525	20635	
3.0 MHz	1 (RB_Pos:0)	23.63	23.54	23.54	25.00	22.49	22.91	22.60	24.00
	1 (RB_Pos:8)	23.58	23.52	23.51	25.00	22.51	22.93	22.52	24.00
	1 (RB_Pos:14)	23.53	23.52	23.50	25.00	22.43	22.93	22.55	24.00
	8 (RB_Pos:0)	22.58	22.61	22.52	24.00	21.77	21.68	21.61	23.00
	8 (RB_Pos:3)	22.65	22.60	22.56	24.00	21.82	21.72	21.67	23.00
	8 (RB_Pos:7)	22.60	22.59	22.50	24.00	21.76	21.68	21.63	23.00
	15 (RB_Pos:0)	22.61	22.60	22.58	24.00	21.67	21.68	21.55	23.00
Bandwidth (MHz)	RB Set	Power (dBm)							
		QPSK			Tune up limit (dBm)	16QAM			Tune up limit (dBm)
	Channel	20407	20525	20643		20407	20525	20643	
1.4MHz	1 (RB_Pos:0)	23.52	23.47	23.40	25.00	22.67	22.86	22.42	24.00
	1 (RB_Pos:3)	23.62	23.53	23.48	25.00	22.72	22.91	22.53	24.00

	1 (RB_Pos:5)	23.51	23.49	23.43	25.00	22.67	22.83	22.48	24.00
	3 (RB_Pos:0)	23.51	23.46	23.44	25.00	22.58	22.70	22.58	24.00
	3 (RB_Pos:1)	23.58	23.55	23.52	25.00	22.65	22.76	22.71	24.00
	3 (RB_Pos:3)	23.52	23.49	23.45	25.00	22.62	22.66	22.62	24.00
	6 (RB_Pos:0)	22.58	22.47	22.46	24.00	21.76	21.48	21.70	23.00

FDD LTE Band 7									
Bandwidth (MHz)	RB Set	Power (dBm)							
		QPSK			Tune up limit (dBm)	16QAM			Tune up limit (dBm)
	Channel	20850	21100	21350		20850	21100	21350	
20MHz	1 (RB_Pos:0)	23.82	23.82	23.80	24.00	23.40	23.27	23.22	23.50
	1 (RB_Pos:50)	23.87	23.94	**24.00**	24.00	23.40	23.29	23.34	23.50
	1 (RB_Pos:99)	23.77	23.87	23.80	24.00	23.37	23.29	23.20	23.50
	50 (RB_Pos:0)	22.86	22.87	22.90	23.50	21.88	21.86	21.88	22.50
	50 (RB_Pos:25)	22.86	22.94	22.96	23.50	21.89	21.94	21.96	22.50
	50 (RB_Pos:50)	22.86	22.93	22.94	23.50	21.82	21.93	21.95	22.50
	100 (RB_Pos:0)	22.86	22.88	22.93	23.50	21.91	21.91	21.95	22.50
Bandwidth (MHz)	RB Set	Power (dBm)							
		QPSK			Tune up limit (dBm)	16QAM			Tune up limit (dBm)
	Channel	20825	21100	21375		20825	21100	21375	
15MHz	1 (RB_Pos:0)	23.83	23.79	23.88	24.00	22.79	23.27	23.24	23.50
	1 (RB_Pos:38)	23.89	23.91	23.96	24.00	22.81	23.30	23.28	23.50
	1 (RB_Pos:74)	23.80	23.84	23.87	24.00	22.75	23.29	23.19	23.50
	36 (RB_Pos:0)	22.88	22.87	22.89	23.50	21.90	22.01	21.95	22.50
	36 (RB_Pos:20)	22.90	22.95	22.96	23.50	21.90	22.02	21.95	22.50
	36 (RB_Pos:39)	22.85	22.92	22.93	23.50	21.88	22.00	21.95	22.50
	75 (RB_Pos:0)	22.82	22.90	22.94	23.50	21.86	21.99	21.98	22.50
Bandwidth (MHz)	RB Set	Power (dBm)							
		QPSK			Tune up limit (dBm)	16QAM			Tune up limit (dBm)
	Channel	20800	21100	21400		20800	21100	21400	
10MHz	1 (RB_Pos:0)	23.90	23.80	23.88	24.00	22.84	23.28	22.93	23.50
	1 (RB_Pos:25)	23.90	23.88	23.93	24.00	22.82	23.22	22.94	23.50
	1 (RB_Pos:49)	23.81	23.84	23.83	24.00	22.79	23.27	22.88	23.50
	25 (RB_Pos:0)	22.93	22.91	22.94	23.50	21.93	21.95	22.04	22.50
	25 (RB_Pos:12)	22.99	22.95	22.97	23.50	21.95	21.98	22.06	22.50
	25 (RB_Pos:25)	22.96	22.94	22.95	23.50	21.90	21.99	22.03	22.50
	50 (RB_Pos:0)	22.89	22.92	22.94	23.50	21.87	21.96	21.99	22.50
Bandwidth (MHz)	RB Set	Power (dBm)							
		QPSK			Tune up limit (dBm)	16QAM			Tune up limit (dBm)
	Channel	20775	21100	21425		20775	21100	21425	

5MHz	1 (RB_Pos:0)	23.88	23.89	23.87	24.00	23.16	23.45	23.02	23.50
	1 (RB_Pos:13)	23.95	23.97	23.98	24.00	23.18	23.47	23.06	23.50
	1 (RB_Pos:24)	23.84	23.88	23.87	24.00	23.15	23.49	23.01	23.50
	12 (RB_Pos:0)	22.98	22.88	22.95	23.50	22.02	22.06	22.02	22.50
	12 (RB_Pos:6)	22.96	22.93	23.02	23.50	22.04	22.14	22.05	22.50
	12 (RB_Pos:13)	22.95	22.88	22.95	23.50	21.97	22.10	22.05	22.50
	25 (RB_Pos:0)	22.95	22.89	22.96	23.50	21.96	22.01	21.90	22.50

FDD LTE Band 26									
Bandwidth (MHz)	RB Set	Power (dBm)							
		QPSK			Tune up limit (dBm)	16QAM			Tune up limit (dBm)
	Channel	26765	26865	26965		26765	26865	26965	
15MHz	1 (RB_Pos:0)	23.53	**23.57**	23.53	25.00	22.49	23.00	22.84	24.00
	1 (RB_Pos:50)	23.55	23.48	23.54	25.00	22.49	22.87	22.89	24.00
	1 (RB_Pos:99)	23.40	23.40	23.36	25.00	22.34	22.86	22.73	24.00
	50 (RB_Pos:0)	22.62	22.52	22.47	24.00	21.72	21.70	21.49	23.00
	50 (RB_Pos:25)	22.60	22.51	22.45	24.00	21.68	21.64	21.52	23.00
	50 (RB_Pos:50)	22.48	22.48	22.46	24.00	21.57	21.54	21.52	23.00
	100 (RB_Pos:0)	22.55	22.48	22.39	24.00	21.65	21.61	21.49	23.00
Bandwidth (MHz)	RB Set	Power (dBm)							
		QPSK			Tune up limit (dBm)	16QAM			Tune up limit (dBm)
	Channel	26740	26865	26990		26740	26865	26990	
10MHz	1 (RB_Pos:0)	23.51	23.54	23.53	25.00	22.50	22.93	22.62	24.00
	1 (RB_Pos:38)	23.55	23.48	23.48	25.00	22.48	22.83	22.57	24.00
	1 (RB_Pos:74)	23.49	23.48	23.37	25.00	22.39	22.86	22.39	24.00
	36 (RB_Pos:0)	22.67	22.57	22.58	24.00	21.75	21.61	21.66	23.00
	36 (RB_Pos:20)	22.62	22.53	22.55	24.00	21.71	21.62	21.68	23.00
	36 (RB_Pos:39)	22.57	22.49	22.48	24.00	21.60	21.57	21.65	23.00
	75 (RB_Pos:0)	22.60	22.52	22.51	24.00	21.62	21.59	21.58	23.00
Bandwidth (MHz)	RB Set	Power (dBm)							
		QPSK			Tune up limit (dBm)	16QAM			Tune up limit (dBm)
	Channel	26715	26865	27015		26715	26865	27015	
5MHz	1 (RB_Pos:0)	23.55	23.54	23.48	25.00	22.75	23.03	22.60	24.00
	1 (RB_Pos:25)	23.55	23.55	23.48	25.00	22.75	23.07	22.64	24.00
	1 (RB_Pos:49)	23.53	23.50	23.42	25.00	22.78	22.92	22.54	24.00
	25 (RB_Pos:0)	22.58	22.51	22.54	24.00	21.71	21.72	21.62	23.00
	25 (RB_Pos:12)	22.57	22.50	22.53	24.00	21.67	21.73	21.62	23.00
	25 (RB_Pos:25)	22.61	22.48	22.52	24.00	21.75	21.70	21.56	23.00
	50 (RB_Pos:0)	22.67	22.51	22.49	24.00	21.70	21.62	21.49	23.00
Bandwidth (MHz)	RB Set	Power (dBm)							
		QPSK			Tune up	16QAM			Tune up

	Channel	26705	26865	27025	limit (dBm)	26705	26865	27025	limit (dBm)
3MHz	1 (RB_Pos:0)	23.54	23.49	23.45	25.00	22.43	22.89	22.48	24.00
	1 (RB_Pos:13)	23.49	23.47	23.43	25.00	22.44	22.84	22.43	24.00
	1 (RB_Pos:24)	23.48	23.46	23.41	25.00	22.38	22.85	22.43	24.00
	12 (RB_Pos:0)	22.54	22.53	22.45	24.00	21.72	21.62	21.56	23.00
	12 (RB_Pos:6)	22.59	22.52	22.48	24.00	21.72	21.64	21.57	23.00
	12 (RB_Pos:13)	22.53	22.51	22.40	24.00	21.69	21.59	21.55	23.00
	25 (RB_Pos:0)	22.55	22.48	22.47	24.00	21.64	21.58	21.47	23.00
Bandwidth (MHz)	RB Set	Power (dBm)							
		QPSK			Tune up limit (dBm)	16QAM			Tune up limit (dBm)
	Channel	26697	26865	27033		26697	26865	27033	
1.4MHz	1 (RB_Pos:0)	23.43	23.36	23.34	25.00	22.61	22.80	22.40	24.00
	1 (RB_Pos:13)	23.50	23.46	23.41	25.00	22.63	22.83	22.41	24.00
	1 (RB_Pos:24)	23.45	23.43	23.35	25.00	22.59	22.79	22.36	24.00
	12 (RB_Pos:0)	23.40	23.36	23.35	25.00	22.45	22.57	22.50	24.00
	12 (RB_Pos:6)	23.48	23.44	23.39	25.00	22.53	22.61	22.59	24.00
	12 (RB_Pos:13)	23.40	23.37	23.34	25.00	22.51	22.54	22.48	24.00
	25 (RB_Pos:0)	22.48	22.44	22.39	24.00	21.68	21.40	21.64	23.00

TDD LTE Band 38									
Bandwidth (MHz)	RB Set	Power (dBm)							
		QPSK			Tune up limit (dBm)	16QAM			Tune up limit (dBm)
	Channel	37850	38000	38150		37850	38000	38150	
20MHz	1 (RB_Pos:0)	23.91	24.09	**24.11**	24.50	23.33	23.26	23.48	24.00
	1 (RB_Pos:50)	23.95	24.10	24.08	24.50	23.40	23.30	23.51	24.00
	1 (RB_Pos:99)	24.00	23.96	23.96	24.50	23.40	23.17	23.32	24.00
	50 (RB_Pos:0)	22.90	23.07	23.07	23.50	21.95	22.14	22.11	23.00
	50 (RB_Pos:25)	22.96	23.14	23.06	23.50	21.97	22.16	22.13	23.00
	50 (RB_Pos:50)	23.00	23.02	22.93	23.50	22.09	22.10	22.06	23.00
	100 (RB_Pos:0)	23.03	23.07	23.01	23.50	22.06	22.14	22.06	23.00
Bandwidth (MHz)	RB Set	Power (dBm)							
		QPSK			Tune up limit (dBm)	16QAM			Tune up limit (dBm)
	Channel	37825	38000	38175		37825	38000	38175	
15MHz	1 (RB_Pos:0)	23.87	24.10	24.10	24.50	23.19	23.54	23.41	24.00
	1 (RB_Pos:38)	23.95	24.13	24.09	24.50	23.21	23.58	23.38	24.00
	1 (RB_Pos:74)	23.80	24.02	23.95	24.50	23.14	23.45	23.23	24.00
	36 (RB_Pos:0)	22.88	23.09	22.99	23.50	21.95	22.14	22.12	23.00
	36 (RB_Pos:20)	22.93	23.13	23.00	23.50	22.03	22.15	22.11	23.00
	36 (RB_Pos:39)	22.90	23.04	22.95	23.50	21.96	22.12	22.03	23.00
	75 (RB_Pos:0)	22.92	23.10	22.96	23.50	21.93	22.11	22.02	23.00

Bandwidth (MHz)	RB Set	Power (dBm)							
		QPSK			Tune up limit (dBm)	16QAM			Tune up limit (dBm)
	Channel	37800	38000	38200		37800	38000	38200	
10MHz	1 (RB_Pos:0)	23.85	24.11	24.00	24.50	23.10	23.51	23.35	24.00
	1 (RB_Pos:25)	23.88	24.07	24.04	24.50	23.19	23.52	23.36	24.00
	1 (RB_Pos:49)	23.87	24.03	23.92	24.50	23.15	23.47	23.31	24.00
	25 (RB_Pos:0)	22.92	23.09	22.99	23.50	21.96	22.15	22.08	23.00
	25 (RB_Pos:12)	22.97	23.13	23.03	23.50	22.01	22.16	22.05	23.00
	25 (RB_Pos:25)	22.94	23.09	22.93	23.50	21.95	22.12	22.02	23.00
	50 (RB_Pos:0)	22.89	23.07	22.95	23.50	21.92	22.12	22.05	23.00
Bandwidth (MHz)	RB Set	Power (dBm)							
		QPSK			Tune up limit (dBm)	16QAM			Tune up limit (dBm)
	Channel	37775	38000	38225		37775	38000	38225	
5MHz	1 (RB_Pos:0)	23.91	24.10	23.95	24.50	23.12	23.40	23.34	24.00
	1 (RB_Pos:13)	24.00	24.17	24.05	24.50	23.39	23.48	23.43	24.00
	1 (RB_Pos:24)	23.91	24.07	23.94	24.50	23.34	23.33	23.32	24.00
	12 (RB_Pos:0)	22.92	23.09	22.95	23.50	22.04	22.15	22.06	23.00
	12 (RB_Pos:6)	23.00	23.13	22.98	23.50	22.07	22.16	22.11	23.00
	12 (RB_Pos:13)	22.97	23.13	22.95	23.50	22.05	22.19	22.08	23.00
	25 (RB_Pos:0)	22.96	23.11	22.93	23.50	21.95	22.14	21.98	23.00

TDD LTE Band 41													
Bandwidth (MHz)	RB Set	Power (dBm)											
		QPSK					Tune up limit (dBm)	16QAM					Tune up limit (dBm)
	Channel	39750	40185	40620	41055	41490		39750	40185	40620	41055	41490	
20MHz	1 (RB_Pos:0)	24.06	24.25	24.78	24.78	**25.67**	26.00	24.17	24.37	24.69	24.99	25.66	26.00
	1 (RB_Pos:50)	24.16	24.17	24.47	24.36	24.61	26.00	24.15	24.17	24.72	24.42	24.76	26.00
	1 (RB_Pos:99)	24.11	24.13	24.28	24.55	24.32	26.00	24.13	24.34	24.45	24.60	24.53	26.00
	50 (RB_Pos:0)	24.01	24.27	24.05	24.47	24.21	25.00	24.16	24.21	24.27	24.52	24.40	25.00
	50 (RB_Pos:25)	24.17	24.17	24.06	24.42	24.23	25.00	24.15	24.28	24.14	24.60	24.42	25.00
	50 (RB_Pos:50)	24.15	24.10	24.09	24.37	24.45	25.00	24.20	24.07	24.17	24.36	24.52	25.00
	100 (RB_Pos:0)	24.16	24.10	24.02	24.31	24.08	25.00	24.17	24.08	24.13	24.50	24.15	25.00
Bandwidth (MHz)	RB Set	Power (dBm)											
		QPSK					Tune up limit (dBm)	16QAM					Tune up limit (dBm)
	Channel	39725	40160	40620	41080	41515		39725	40160	40620	41080	41515	
15MHz	1 (RB_Pos:0)	24.27	24.43	24.53	24.68	25.61	26.00	24.29	24.49	24.88	25.00	25.70	26.00
	1 (RB_Pos:50)	24.07	24.04	24.54	24.42	24.65	26.00	24.26	24.21	24.66	24.50	24.70	26.00
	1 (RB_Pos:99)	24.06	24.18	24.16	24.58	24.36	26.00	24.25	24.25	24.35	24.74	24.55	26.00

	50 (RB_Pos:0)	24.03	24.23	24.05	24.49	24.28	25.00	24.21	24.36	24.21	24.39	24.48	25.00
	50 (RB_Pos:25)	24.02	24.31	24.09	24.31	24.28	25.00	24.17	24.46	24.10	24.56	24.40	25.00
	50 (RB_Pos:50)	24.19	24.19	24.15	24.32	24.39	25.00	24.15	24.16	24.03	24.55	24.58	25.00
	100 (RB_Pos:0)	24.17	24.07	24.11	24.23	24.10	25.00	24.10	24.29	24.17	24.32	24.29	25.00
Bandwidth (MHz)	RB Set	Power (dBm)											
		QPSK					Tune up limit (dBm)	16QAM					Tune up limit (dBm)
	Channel	39700	40135	40620	41105	41540		39700	40135	40620	41105	41540	
10MHz	1 (RB_Pos:0)	24.05	24.31	24.57	24.67	25.68	26.00	24.24	24.37	24.67	24.77	25.73	26.00
	1 (RB_Pos:50)	24.13	24.07	24.60	24.52	24.68	26.00	24.24	24.29	24.53	24.46	24.80	26.00
	1 (RB_Pos:99)	24.18	24.27	24.21	24.49	24.40	26.00	24.15	24.34	24.29	24.76	24.50	26.00
	50 (RB_Pos:0)	24.29	24.09	24.19	24.29	24.30	25.00	24.26	24.31	24.08	24.52	24.40	25.00
	50 (RB_Pos:25)	24.31	24.21	24.14	24.42	24.42	25.00	24.15	24.26	24.24	24.43	24.40	25.00
	50 (RB_Pos:50)	24.06	24.11	24.01	24.32	24.55	25.00	24.04	24.25	24.19	24.31	24.50	25.00
	100 (RB_Pos:0)	24.56	24.20	24.13	24.43	24.07	25.00	24.15	24.23	24.34	24.39	24.23	25.00
Bandwidth (MHz)	RB Set	Power (dBm)											
		QPSK					Tune up limit (dBm)	16QAM					Tune up limit (dBm)
	Channel	39675	40110	40620	41130	41565		39675	40110	40620	41130	41565	
5MHz	1 (RB_Pos:0)	24.23	24.27	24.39	24.68	25.55	26.00	24.23	24.47	24.79	25.00	25.69	26.00
	1 (RB_Pos:50)	24.19	24.13	24.28	24.09	24.49	26.00	24.21	24.22	24.61	24.52	24.79	26.00
	1 (RB_Pos:99)	24.03	24.04	24.15	24.44	24.28	26.00	24.12	24.29	24.30	24.60	24.55	26.00
	50 (RB_Pos:0)	24.11	24.15	24.09	24.20	24.11	25.00	24.21	24.21	24.10	24.47	24.47	25.00
	50 (RB_Pos:25)	24.12	24.11	24.25	24.23	24.25	25.00	24.04	24.37	24.26	24.38	24.39	25.00
	50 (RB_Pos:50)	24.28	24.10	24.23	24.09	24.34	25.00	24.20	24.17	24.28	24.38	24.53	25.00
	100 (RB_Pos:0)	24.25	24.13	24.25	24.09	24.12	25.00	24.18	24.30	24.10	24.34	24.16	25.00

TDD LTE Band 41-HPUE													
Bandwidth (MHz)	RB Set	Power (dBm)											
		QPSK					Tune up limit (dBm)	16QAM					Tune up limit (dBm)
	Channel	39750	40185	40620	41055	41490		39750	40185	40620	41055	41490	
20MHz	1 (RB_Pos:0)	25.88	26.06	26.05	26.05	**26.45**	26.50	25.14	25.32	25.32	25.33	26.12	26.50
	1 (RB_Pos:50)	25.96	26.08	26.13	26.17	26.02	26.50	25.18	25.22	25.31	25.34	25.27	26.50
	1 (RB_Pos:99)	26.01	25.99	25.95	25.92	26.05	26.50	25.28	25.22	25.21	25.11	25.36	26.50
	50 (RB_Pos:0)	24.86	25.13	25.13	25.06	24.78	25.50	23.78	24.25	24.21	24.11	23.96	25.50
	50 (RB_Pos:25)	24.83	25.08	25.14	25.09	24.89	25.50	23.83	24.20	24.23	24.13	24.06	25.50
	50 (RB_Pos:50)	24.95	24.99	24.98	24.89	24.88	25.50	23.88	24.00	24.14	24.10	24.06	25.50
	100 (RB_Pos:0)	24.96	25.11	25.06	25.07	24.75	25.50	23.93	24.20	24.21	24.20	23.99	25.50
Bandwidth (MHz)	RB Set	Power (dBm)											
		QPSK					Tune	16QAM					Tune

	Channel	39725	40160	40620	41080	41515	up limit (dBm)	39725	40160	40620	41080	41515	up limit (dBm)
15MHz	1 (RB_Pos:0)	25.88	25.96	26.09	25.91	25.74	26.50	25.21	25.20	25.57	25.17	24.96	26.50
	1 (RB_Pos:50)	25.95	26.16	26.14	26.01	26.05	26.50	25.21	25.31	25.59	25.29	25.23	26.50
	1 (RB_Pos:99)	25.88	26.00	26.00	25.85	25.91	26.50	24.87	25.06	25.57	25.16	25.10	26.50
	50 (RB_Pos:0)	24.84	25.06	25.08	25.04	24.75	25.50	23.88	24.10	24.18	24.16	23.97	25.50
	50 (RB_Pos:25)	24.86	25.04	25.14	24.99	25.00	25.50	23.92	24.12	24.20	24.15	24.13	25.50
	50 (RB_Pos:50)	24.78	24.87	25.05	24.87	24.97	25.50	23.89	24.16	24.13	24.03	24.06	25.50
	100 (RB_Pos:0)	24.79	24.92	25.08	24.99	24.87	25.50	23.84	24.10	24.20	24.26	23.98	25.50
Bandwidth (MHz)	RB Set	Power (dBm)											
		QPSK					Tune up limit (dBm)	16QAM					Tune up limit (dBm)
	Channel	39700	40135	40620	41105	41540		39700	40135	40620	41105	41540	
10MHz	1 (RB_Pos:0)	25.88	25.94	26.09	26.03	26.45	26.50	25.17	25.19	25.48	25.20	25.88	26.50
	1 (RB_Pos:50)	25.86	26.09	26.06	26.08	25.99	26.50	25.16	25.25	25.51	25.32	25.48	26.50
	1 (RB_Pos:99)	25.89	25.91	26.06	25.83	26.48	26.50	25.19	25.17	25.45	25.15	25.93	26.50
	50 (RB_Pos:0)	24.86	25.01	25.13	25.05	25.19	25.50	23.85	24.17	24.18	24.23	24.29	25.50
	50 (RB_Pos:25)	24.86	25.12	25.13	25.03	25.09	25.50	23.86	24.18	24.19	24.13	24.09	25.50
	50 (RB_Pos:50)	24.86	24.95	25.04	24.85	25.17	25.50	23.85	24.02	24.18	24.12	24.31	25.50
	100 (RB_Pos:0)	24.82	24.98	25.08	25.04	25.13	25.50	23.84	24.25	24.17	24.15	24.35	25.50
Bandwidth (MHz)	RB Set	Power (dBm)											
		QPSK					Tune up limit (dBm)	16QAM					Tune up limit (dBm)
	Channel	39675	40110	40620	41130	41565		39675	40110	40620	41130	41565	
5MHz	1 (RB_Pos:0)	25.91	25.92	26.12	26.07	26.00	26.50	25.16	25.27	25.52	25.22	25.47	26.50
	1 (RB_Pos:50)	26.03	26.03	26.11	25.98	26.03	26.50	25.26	25.27	25.52	25.32	25.45	26.50
	1 (RB_Pos:99)	25.89	25.95	26.08	25.85	25.98	26.50	25.15	25.10	25.40	25.09	25.38	26.50
	50 (RB_Pos:0)	24.85	25.02	25.15	25.13	24.92	25.50	23.75	24.09	24.12	24.17	24.19	25.50
	50 (RB_Pos:25)	24.89	25.10	25.12	25.11	24.98	25.50	23.78	24.13	24.20	24.09	24.19	25.50
	50 (RB_Pos:50)	24.88	24.93	25.11	24.98	25.00	25.50	23.93	24.17	24.16	24.17	24.16	25.50
	100 (RB_Pos:0)	24.87	25.11	25.06	25.07	24.98	25.50	23.86	24.09	24.19	24.17	24.13	25.50

8.5 TDD LTE Band 41(HPUE) Linearity Data Analysis

LTE Band 41(HPUE)-Linearity Data for Head Exposure Condition		
	LTE Band 41 (Power Class3)	LTE Band 41 (Power Class2)
Maximum Tune up Power(dBm)	22.00	22.00
Scaled 1g SAR (W/Kg)	0.770	0.556
Duty Cycle (%)	63.3	43.3
Frame Averaged (mW)	100.32	68.63
Linearity SAR (W/Kg)	0.527	N/A
% Deviation from Expected Linearity	N/A	5.27%

LTE Band 41(HPUE)-Linearity Data for Body-worn Exposure Condition		
	LTE Band 41 (Power Class3)	LTE Band 41 (Power Class2)
Maximum Tune up Power(dBm)	26.00	26.50
Scaled 1g SAR (W/Kg)	0.394	0.316
Duty Cycle (%)	63.3	43.3
Frame Averaged (mW)	252.00	193.41
Linearity SAR (W/Kg)	0.302	N/A
% Deviation from Expected Linearity	N/A	4.30%

LTE Band 41(HPUE)-Linearity Data for Hotspot Exposure Condition		
	LTE Band 41 (Power Class3)	LTE Band 41 (Power Class2)
Maximum Tune up Power(dBm)	26.00	26.50
Scaled 1g SAR (W/Kg)	0.327	0.244
Duty Cycle (%)	63.3	43.3
Frame Averaged (mW)	252.00	193.41
Linearity SAR (W/Kg)	0.251	N/A
% Deviation from Expected Linearity	N/A	-2.86%

LTE Band 41(HPUE)-Linearity Data for Limbs Exposure Condition		
	LTE Band 41 (Power Class3)	LTE Band 41 (Power Class2)
Maximum Tune up Power(dBm)	26.00	26.50
Scaled 1g SAR (W/Kg)	1.627	1.327
Duty Cycle (%)	63.3	43.3
Frame Averaged (mW)	252.00	193.41
Linearity SAR (W/Kg)	1.249	N/A
% Deviation from Expected Linearity	N/A	5.90%

Note:

1. The device can adjust uplink/downlink configuration automatically according to the transmitting power class level for LTE band 41.
2. According to TCB Workshop May 2017, Rel. 14 has introduced HPUE Power Class 2 for Band 41. HPUE Power Class 2 does not support uplink downlink configurations 0 and 6.
3. Power class 3 is expected to be the dominant use configuration; therefore, SAR should be tested as normally required.
4. Power class 2 is tested using the highest SAR test configuration in power class 3 of each LTE configuration and exposure condition combination, according to the highest time averaged power for all applicable uplink-downlink configurations in power class 2.
5. Separate SAR testing for Power Class 2 is not required when
   a) The reported SAR vs. output power can be linearly scaled with < 10%
   b) Discrepancy between power classes and all reported 1g SAR are < 1.4 W/kg (The same procedures should be adapted for measurements according to extremity limits by applying a factor of 2.5 for extremity exposure.)

8.6 WIFI

8.6.1 2.4G WIFI

Band (GHz)	Mode	Channel	Freq. (MHz)	Conducted Power (dBm)	Tune-up Limit (dBm)	SAR Test Require.
2.4 (2.4~2.4835)	802.11b	1	2412	18.30	19.00	No
		6	2437	**18.79**	19.00	Yes
		11	2462	18.62	19.00	No
	802.11g	1	2412	16.89	18.00	No
		6	2437	17.21	18.00	No
		11	2462	17.13	18.00	No
	802.11n(HT20)	1	2412	16.27	18.00	No
		6	2437	16.55	18.00	No
		11	2462	16.54	18.00	No

8.6.2 5G WIFI

Band (GHz)	Mode	Channel	Freq. (MHz)	Conducted Power (dBm)	Tune-up Limit (dBm)	SAR Test Require.
5.2 (5.15~5.25)	802.11a	36	5180	16.51	17.00	No
		44	5220	16.53	17.00	No
		48	5240	16.52	17.00	No
	802.11n(HT20)	36	5180	16.44	17.00	No
		44	5220	16.43	17.00	No
		48	5240	16.57	17.00	No
	802.11n(HT40)	38	5190	**16.75**	17.00	Yes
		46	5230	16.72	17.00	No
	802.11ac(VHT20)	36	5180	16.43	17.00	No
		44	5220	16.41	17.00	No
		48	5240	16.42	17.00	No
	802.11ac(VHT40)	38	5190	16.71	17.00	No
		46	5230	16.70	17.00	No
	802.11ac(VHT80)	42	5210	16.39	16.50	No
5.3 (5.25~5.35)	802.11a	52	5260	16.54	17.00	No
		60	5300	16.42	17.00	No
		64	5320	16.32	17.00	No
	802.11n(HT20)	52	5260	16.42	17.00	No
		60	5300	16.31	17.00	No
		64	5320	16.26	17.00	No
	802.11n(HT40)	54	5270	**16.61**	17.00	Yes
		62	5310	16.41	17.00	No
	802.11ac(VHT20)	52	5260	16.41	17.00	No

		60	5300	16.32	17.00	No
		64	5320	16.23	17.00	No
	802.11ac(VHT40)	54	5270	16.65	17.00	No
		62	5310	16.44	17.00	No
	802.11ac(VHT80)	58	5290	16.05	16.50	No
5.6 (5.47~5.725)	802.11a	100	5500	16.65	17.00	No
		116	5580	16.70	17.00	No
		140	5700	16.41	17.00	No
	802.11n(HT20)	100	5500	16.53	17.00	No
		116	5580	16.58	17.00	No
		140	5700	16.31	17.00	No
	802.11n(HT40)	102	5510	**16.61**	17.00	Yes
		118	5590	16.50	17.00	Yes
		134	5670	16.26	17.00	No
	802.11ac(VHT20)	100	5500	16.53	17.00	No
		116	5580	16.58	17.00	No
		140	5700	16.32	17.00	No
	802.11ac(VHT40)	102	5510	16.61	17.00	No
		118	5590	16.45	17.00	No
		134	5670	16.25	17.00	No
	802.11ac(VHT80)	106	5530	16.16	16.50	No
		122	5610	16.02	16.50	No
5.8 (5.725~5.850)	802.11a	149	5745	16.27	17.00	No
		157	5785	16.27	17.00	No
		165	5825	16.37	17.00	No
	802.11n(HT20)	149	5745	16.17	17.00	No
		157	5785	16.19	17.00	No
		165	5825	16.30	17.00	No
	802.11n(HT40)	151	5755	16.10	17.00	No
		159	5795	**16.30**	17.00	Yes
	802.11ac(VHT20)	149	5745	16.21	17.00	No
		157	5785	16.18	17.00	No
		165	5825	16.30	17.00	No
	802.11ac(VHT40)	151	5755	16.11	17.00	No
		159	5795	16.25	17.00	No
	802.11ac(VHT80)	155	5775	15.71	16.50	No

8.7 Bluetooth

Mode	GFSK			π/4-DQPSK		
Channel	0	39	78	0	39	78
Frequency (MHz)	2402	2441	2480	2402	2441	2480
Conducted Power (dBm)	**10.38**	10.09	9.83	9.83	9.52	9.43
Tune-Up Limit (dBm)	10.50			10.00		
Mode	8-DPSK			/		
Channel	0	39	78	/	/	/
Frequency (MHz)	2402	2441	2480	/	/	/
Conducted Power (dBm)	9.97	9.75	9.66	/	/	/
Tune-Up Limit (dBm)	10.00			/		
Mode	BLE (1Mbps)			BLE (2Mbps)		
Channel	0	19	39	0	19	39
Frequency (MHz)	2402	2440	2480	2402	2440	2480
Conducted Power (dBm)	4.47	4.53	5.80	4.61	4.54	5.75
Tune-Up Limit (dBm)	6.00			6.00		

8.8 Intra-Band Uplink CA Normal Power

Note:

1. This devices supports intra-band uplink CA of 41C
2. For intra-band uplink carrier aggregation power verification and measurement is selected highest PCC and SCC bandwidth combination to do and was according to 3GPP 36.52101 sectino6.2.2A.1 and section 6.2.2A.2 test procedure.
3. For intra-band uplink CA output power was measured high / middle / low channel combination, and for SAR verification is selected highest output power combination with each exposure condition in each frequency band using the highest SAR configuration test in standalone LTE mode.

LTE Uplink 2CA_ Bnad41									
Combination 20MHz+20MHz(100RB+100RB)									
PCC	SCC	Bandwidth	Modulation	PCC		SCC		Total RB Size	Measured Power(dBm)
				RB Size	RB Pos.	RB Size	RB Pos.		
39750	39948	20	QPSK	1	High	1	Low	1	23.65
40185	40383	20	QPSK	1	High	1	Low	1	23.52
40620	40422	20	QPSK	1	Low	1	High	1	23.50
41055	40857	20	QPSK	1	Low	1	High	1	23.64
41490	41292	20	QPSK	1	Low	1	High	1	23.78

LTE Uplink 2CA_ Bnad41-Level1									
Combination 20MHz+20MHz(100RB+100RB)									
PCC	SCC	Bandwidth	Modulation	PCC		SCC		Total RB Size	Measured Power(dBm)
				RB Size	RB Pos.	RB Size	RB Pos.		
39750	39948	20	QPSK	1	High	1	Low	1	19.81
40185	40383	20	QPSK	1	High	1	Low	1	19.72
40620	40422	20	QPSK	1	Low	1	High	1	19.65
41055	40857	20	QPSK	1	Low	1	High	1	19.80
41490	41292	20	QPSK	1	Low	1	High	1	19.91

LTE Uplink 2CA_ Bnad41-Level2									
Combination 20MHz+20MHz(100RB+100RB)									
PCC	SCC	Bandwidth	Modulation	PCC		SCC		Total RB Size	Measured Power(dBm)
				RB Size	RB Pos.	RB Size	RB Pos.		
39750	39948	20	QPSK	1	High	1	Low	1	18.41
40185	40383	20	QPSK	1	High	1	Low	1	18.42
40620	40422	20	QPSK	1	Low	1	High	1	18.35
41055	40857	20	QPSK	1	Low	1	High	1	18.40
41490	41292	20	QPSK	1	Low	1	High	1	18.61

LTE Uplink 2CA_ Bnad41-Level3&5									
Combination 20MHz+20MHz(100RB+100RB)									
PCC	SCC	Bandwidth	Modulation	PCC		SCC		Total RB Size	Measured Power(dBm)
				RB Size	RB Pos.	RB Size	RB Pos.		
39750	39948	20	QPSK	1	High	1	Low	1	16.85
40185	40383	20	QPSK	1	High	1	Low	1	16.73
40620	40422	20	QPSK	1	Low	1	High	1	16.80
41055	40857	20	QPSK	1	Low	1	High	1	16.84
41490	41292	20	QPSK	1	Low	1	High	1	16.98

8.9 Power Reduction List

8.9.1 Power Reduced Level 1 of GSM 850

GSM 1900								
GSM1900 Band	Burst Average Power(dBm)			Tune-up	Frame-Averaged power(dBm)			Tune-up
Channel	128	190	251	Limit (dBm)	128	190	251	Limit (dBm)
GSM (GMSK, 1-Slot)	31.94	31.89	31.69	32.00	22.75	22.70	22.50	22.81
GPRS (GMSK, 1-Slot)	31.76	31.94	31.81	32.00	22.57	22.75	22.62	22.81
GPRS (GMSK, 2-Slots)	29.46	29.39	29.42	30.00	**23.33**	23.26	23.29	23.87
GPRS (GMSK, 3-Slots)	27.62	27.65	27.66	28.00	23.20	23.23	23.24	23.58
GPRS (GMSK, 4-Slots)	25.91	25.77	25.77	26.00	22.73	22.59	22.59	22.82
EGPRS (8PSK, 1-Slot)	25.46	25.13	25.19	26.00	16.27	15.94	16.00	16.81
EGPRS (8PSK, 2-Slots)	23.00	22.72	22.79	23.50	16.87	16.59	16.66	17.37
EGPRS (8PSK, 3-Slots)	21.73	21.56	21.90	22.50	17.31	17.14	17.48	18.08
EGPRS (8PSK, 4-Slots)	20.71	20.50	20.48	21.50	17.53	17.32	17.30	18.32

8.9.2 Power Reduced Level 1 of WCDMA Band 2

WCDMA	Band 2			
Channel	9262	9400	9538	Tune-up Limit (dBm)
RMC 12.2Kbps	**17.52**	17.28	17.05	18.00
HSDPA Subtest-1	16.47	16.47	16.46	17.00
HSDPA Subtest-2	16.60	16.44	16.64	17.00
HSDPA Subtest-3	16.03	16.02	16.07	16.50
HSDPA Subtest-4	16.16	16.08	16.04	16.50
HSUPA Subtest-1	16.55	16.40	16.52	17.00
HSUPA Subtest-2	14.61	14.41	14.28	15.00
HSUPA Subtest-3	15.60	15.49	15.63	16.00
HSUPA Subtest-4	14.52	14.51	14.61	15.00
HSUPA Subtest-5	16.44	16.52	16.56	17.00

8.9.3 Power Reduced Level 2 of WCDMA Band 2

WCDMA	Band 2			
Channel	9262	9400	9538	Tune-up Limit (dBm)
RMC 12.2Kbps	**15.70**	15.37	15.23	16.00
HSDPA Subtest-1	14.74	14.70	14.71	15.00
HSDPA Subtest-2	14.85	14.60	14.79	15.00
HSDPA Subtest-3	14.34	14.27	14.22	14.50
HSDPA Subtest-4	14.35	14.11	14.20	14.50
HSUPA Subtest-1	14.77	14.59	14.60	15.00
HSUPA Subtest-2	12.72	12.53	12.48	13.00
HSUPA Subtest-3	13.79	13.70	13.73	14.00
HSUPA Subtest-4	12.79	12.68	12.66	13.00
HSUPA Subtest-5	14.67	14.66	14.69	15.00

8.9.4 Power Reduced Level 3&5 of WCDMA Band 2

WCDMA	Band 2			
Channel	9262	9400	9538	Tune-up Limit (dBm)
RMC 12.2Kbps	**16.62**	16.39	16.18	17.00
HSDPA Subtest-1	15.70	15.64	15.59	16.00
HSDPA Subtest-2	15.75	15.60	15.74	16.00
HSDPA Subtest-3	15.24	15.15	15.23	15.50
HSDPA Subtest-4	15.28	15.16	15.20	15.50
HSUPA Subtest-1	15.66	15.60	15.61	16.00
HSUPA Subtest-2	13.66	13.52	13.51	14.00
HSUPA Subtest-3	14.68	14.56	14.73	15.00
HSUPA Subtest-4	13.70	13.67	13.68	14.00
HSUPA Subtest-5	15.68	15.59	15.67	16.00

8.9.5 Power Reduced Level 4 of WCDMA Band 2

WCDMA	Band 2			
Channel	9262	9400	9538	Tune-up Limit (dBm)
RMC 12.2Kbps	**20.53**	20.26	20.15	21.00
HSDPA Subtest-1	19.66	19.49	19.55	20.00
HSDPA Subtest-2	19.77	19.47	19.78	20.00
HSDPA Subtest-3	19.11	19.07	19.17	19.50
HSDPA Subtest-4	19.16	19.11	19.10	19.50
HSUPA Subtest-1	19.54	19.53	19.53	20.00
HSUPA Subtest-2	17.59	17.53	17.52	18.00
HSUPA Subtest-3	18.70	18.59	18.70	19.00
HSUPA Subtest-4	17.66	17.61	17.69	18.00
HSUPA Subtest-5	19.68	19.64	19.72	20.00

8.9.6 Power Reduced Level 1 of WCDMA Band 4

WCDMA	Band 4			
Channel	1312	1412	1513	Tune-up Limit (dBm)
RMC 12.2Kbps	17.87	**17.99**	17.64	18.50
HSDPA Subtest-1	17.00	17.47	17.46	17.50
HSDPA Subtest-2	17.01	16.95	16.86	17.50
HSDPA Subtest-3	16.53	16.97	16.94	17.00
HSDPA Subtest-4	16.52	16.46	16.43	17.00
HSUPA Subtest-1	16.98	16.94	17.02	17.50
HSUPA Subtest-2	14.97	14.85	14.90	15.50
HSUPA Subtest-3	15.96	15.86	15.91	16.50
HSUPA Subtest-4	15.03	15.04	14.97	15.50
HSUPA Subtest-5	17.06	16.94	16.95	17.50

8.9.7 Power Reduced Level 2 of WCDMA Band 4

WCDMA	Band 4			
Channel	1312	1412	1513	Tune-up Limit (dBm)
RMC 12.2Kbps	15.55	**15.60**	15.28	16.50
HSDPA Subtest-1	14.64	15.39	15.36	15.50
HSDPA Subtest-2	14.75	14.65	14.59	15.50
HSDPA Subtest-3	14.22	14.64	14.77	15.00
HSDPA Subtest-4	14.12	14.11	14.12	15.00
HSUPA Subtest-1	14.68	14.62	14.66	15.50
HSUPA Subtest-2	12.67	12.47	12.55	13.50
HSUPA Subtest-3	13.58	13.52	13.52	14.50
HSUPA Subtest-4	12.65	12.61	12.54	13.50
HSUPA Subtest-5	14.66	14.67	14.64	15.50

8.9.8 Power Reduced Level 3&5 of WCDMA Band 4

WCDMA	Band 4			
Channel	1312	1412	1513	Tune-up Limit (dBm)
RMC 12.2Kbps	17.45	**17.52**	17.18	18.00
HSDPA Subtest-1	16.61	16.43	16.40	17.00
HSDPA Subtest-2	16.57	16.57	16.36	17.00
HSDPA Subtest-3	16.02	16.44	16.41	16.50
HSDPA Subtest-4	16.07	16.08	15.90	16.50
HSUPA Subtest-1	16.49	16.40	16.60	17.00
HSUPA Subtest-2	14.58	14.38	14.38	15.00
HSUPA Subtest-3	15.41	15.40	15.39	16.00
HSUPA Subtest-4	14.57	14.62	14.54	15.00
HSUPA Subtest-5	16.67	16.45	16.49	17.00

8.9.9 Power Reduced Level 4 of WCDMA Band 4

WCDMA	Band 4			
Channel	1312	1412	1513	Tune-up Limit (dBm)
RMC 12.2Kbps	20.47	**20.55**	20.28	21.00
HSDPA Subtest-1	19.63	19.85	19.75	20.00
HSDPA Subtest-2	19.51	19.60	19.49	20.00
HSDPA Subtest-3	19.17	19.42	19.45	19.50
HSDPA Subtest-4	18.98	19.03	18.92	19.50
HSUPA Subtest-1	19.53	19.39	19.67	20.00
HSUPA Subtest-2	17.51	17.31	17.48	18.00
HSUPA Subtest-3	18.47	18.39	18.40	19.00
HSUPA Subtest-4	17.57	17.64	17.44	18.00
HSUPA Subtest-5	19.58	19.53	19.59	20.00

8.9.10 Power Reduced Level 1 of LTE Band 2

FDD LTE Band 2									
Bandwidth (MHz)	RB Set	Power (dBm)							
		QPSK			Tune up limit (dBm)	16QAM			Tune up limit (dBm)
	Channel	18700	18900	19100		18700	18900	19100	
20 MHz	1 (RB_Pos:0)	**17.84**	**17.84**	17.53	18.50	17.81	17.89	17.31	18.50
	1 (RB_Pos:50)	17.56	17.56	17.27	18.50	17.44	17.50	17.04	18.50
	1 (RB_Pos:99)	17.54	17.46	17.21	18.50	17.76	17.47	17.11	18.50
	50 (RB_Pos:0)	17.72	17.56	17.43	18.50	17.51	17.47	17.41	18.50
	50 (RB_Pos:25)	17.60	17.63	17.49	18.50	17.60	17.55	17.44	18.50
	50 (RB_Pos:50)	17.63	17.49	17.38	18.50	17.45	17.35	17.18	18.50
	100 (RB_Pos:0)	17.56	17.63	17.34	18.50	17.49	17.35	17.19	18.50
Bandwidth (MHz)	RB Set	Power (dBm)							
		QPSK			Tune up limit (dBm)	16QAM			Tune up limit (dBm)
	Channel	18675	18900	19125		18675	18900	19125	
15 MHz	1 (RB_Pos:0)	17.73	17.78	17.56	18.50	17.89	17.71	17.30	18.50
	1 (RB_Pos:38)	17.45	17.37	17.10	18.50	17.44	17.45	17.15	18.50
	1 (RB_Pos:74)	17.61	17.67	17.09	18.50	17.73	17.40	17.26	18.50
	36 (RB_Pos:0)	17.54	17.52	17.57	18.50	17.64	17.61	17.43	18.50
	36 (RB_Pos:20)	17.51	17.48	17.51	18.50	17.62	17.55	17.23	18.50
	36 (RB_Pos:39)	17.64	17.37	17.24	18.50	17.65	17.30	17.24	18.50
	75 (RB_Pos:0)	17.53	17.62	17.39	18.50	17.70	17.44	17.26	18.50
Bandwidth (MHz)	RB Set	Power (dBm)							
		QPSK			Tune up limit (dBm)	16QAM			Tune up limit (dBm)
	Channel	18650	18900	19150		18650	18900	19150	
10 MHz	1 (RB_Pos:0)	17.77	17.79	17.48	18.50	17.76	17.82	17.26	18.50
	1 (RB_Pos:25)	17.55	17.52	17.08	18.50	17.55	17.30	17.07	18.50
	1 (RB_Pos:49)	17.56	17.67	17.15	18.50	17.71	17.53	17.10	18.50
	25 (RB_Pos:0)	17.71	17.51	17.55	18.50	17.55	17.46	17.39	18.50
	25 (RB_Pos:12)	17.69	17.51	17.55	18.50	17.51	17.50	17.38	18.50
	25 (RB_Pos:25)	17.59	17.44	17.37	18.50	17.50	17.36	17.22	18.50
	50 (RB_Pos:0)	17.64	17.67	17.39	18.50	17.52	17.50	17.33	18.50
Bandwidth (MHz)	RB Set	Power (dBm)							
		QPSK			Tune up limit (dBm)	16QAM			Tune up limit (dBm)
	Channel	18625	18900	19175		18625	18900	19175	
5 MHz	1 (RB_Pos:0)	17.82	17.74	17.44	18.50	17.80	17.83	17.29	18.50
	1 (RB_Pos:13)	17.54	17.48	17.14	18.50	17.51	17.34	17.20	18.50
	1 (RB_Pos:24)	17.69	17.47	17.16	18.50	17.76	17.60	17.10	18.50
	12 (RB_Pos:0)	17.62	17.55	17.54	18.50	17.72	17.65	17.45	18.50
	12 (RB_Pos:6)	17.50	17.59	17.34	18.50	17.54	17.44	17.29	18.50
	12 (RB_Pos:13)	17.47	17.42	17.36	18.50	17.67	17.34	17.18	18.50

	25 (RB_Pos:0)	17.57	17.53	17.51	18.50	17.66	17.55	17.25	18.50
Bandwidth (MHz)	RB Set	Power (dBm)							
		QPSK			Tune up limit (dBm)	16QAM			Tune up limit (dBm)
	Channel	18615	18900	19185		18615	18900	19185	
3.0 MHz	1 (RB_Pos:0)	17.88	17.72	17.38	18.50	17.94	17.82	17.39	18.50
	1 (RB_Pos:8)	17.38	17.49	17.24	18.50	17.55	17.48	17.17	18.50
	1 (RB_Pos:14)	17.50	17.63	17.24	18.50	17.63	17.39	17.06	18.50
	8 (RB_Pos:0)	17.74	17.51	17.49	18.50	17.62	17.50	17.36	18.50
	8 (RB_Pos:3)	17.48	17.57	17.41	18.50	17.54	17.49	17.29	18.50
	8 (RB_Pos:7)	17.49	17.59	17.45	18.50	17.45	17.38	17.32	18.50
	15 (RB_Pos:0)	17.58	17.49	17.27	18.50	17.54	17.48	17.20	18.50
Bandwidth (MHz)	RB Set	Power (dBm)							
		QPSK			Tune up limit (dBm)	16QAM			Tune up limit (dBm)
	Channel	18607	18900	19193		18607	18900	19193	
1.4 MHz	1 (RB_Pos:0)	17.96	17.65	17.35	18.50	17.76	17.66	17.50	18.50
	1 (RB_Pos:3)	17.44	17.40	17.20	18.50	17.42	17.42	17.06	18.50
	1 (RB_Pos:5)	17.58	17.55	17.31	18.50	17.74	17.61	17.14	18.50
	3 (RB_Pos:0)	17.76	17.52	17.53	18.50	17.57	17.59	17.31	18.50
	3 (RB_Pos:1)	17.54	17.47	17.49	18.50	17.45	17.39	17.35	18.50
	3 (RB_Pos:3)	17.61	17.61	17.46	18.50	17.58	17.33	17.28	18.50
	6 (RB_Pos:0)	17.71	17.67	17.50	18.50	17.64	17.58	17.38	18.50

8.9.11 Power Reduced Level 2 of LTE Band 2

FDD LTE Band 2									
Bandwidth (MHz)	RB Set	Power (dBm)							
		QPSK			Tune up limit (dBm)	16QAM			Tune up limit (dBm)
	Channel	18700	18900	19100		18700	18900	19100	
20 MHz	1 (RB_Pos:0)	**15.85**	15.80	15.44	17.00	16.11	15.94	15.63	17.00
	1 (RB_Pos:50)	15.49	15.48	15.25	17.00	15.71	15.58	15.40	17.00
	1 (RB_Pos:99)	15.64	15.65	15.22	17.00	15.95	15.75	15.38	17.00
	50 (RB_Pos:0)	15.68	15.58	15.48	17.00	15.88	15.80	15.57	17.00
	50 (RB_Pos:25)	15.66	15.58	15.42	17.00	15.83	15.71	15.50	17.00
	50 (RB_Pos:50)	15.63	15.56	15.33	17.00	15.76	15.69	15.44	17.00
	100 (RB_Pos:0)	15.64	15.58	15.46	17.00	15.81	15.73	15.57	17.00
Bandwidth (MHz)	RB Set	Power (dBm)							
		QPSK			Tune up limit (dBm)	16QAM			Tune up limit (dBm)
	Channel	18675	18900	19125		18675	18900	19125	
15 MHz	1 (RB_Pos:0)	15.84	15.70	15.45	17.00	16.02	15.91	15.50	17.00
	1 (RB_Pos:38)	15.50	15.46	15.13	17.00	15.63	15.51	15.39	17.00
	1 (RB_Pos:74)	15.67	15.70	15.13	17.00	15.98	15.84	15.30	17.00

	36 (RB_Pos:0)	15.61	15.58	15.35	17.00	15.83	15.77	15.47	17.00
	36 (RB_Pos:20)	15.58	15.60	15.47	17.00	15.78	15.76	15.59	17.00
	36 (RB_Pos:39)	15.61	15.58	15.31	17.00	15.84	15.68	15.41	17.00
	75 (RB_Pos:0)	15.70	15.62	15.47	17.00	15.70	15.60	15.59	17.00
Bandwidth (MHz)	RB Set	Power (dBm)							
		QPSK			Tune up limit (dBm)	16QAM			Tune up limit (dBm)
	Channel	18650	18900	19150		18650	18900	19150	
10 MHz	1 (RB_Pos:0)	15.90	15.87	15.52	17.00	15.98	15.90	15.64	17.00
	1 (RB_Pos:25)	15.37	15.46	15.25	17.00	15.71	15.50	15.42	17.00
	1 (RB_Pos:49)	15.51	15.67	15.21	17.00	15.92	15.77	15.47	17.00
	25 (RB_Pos:0)	15.76	15.63	15.44	17.00	15.78	15.67	15.48	17.00
	25 (RB_Pos:12)	15.71	15.49	15.43	17.00	15.75	15.71	15.60	17.00
	25 (RB_Pos:25)	15.63	15.57	15.21	17.00	15.71	15.68	15.37	17.00
	50 (RB_Pos:0)	15.60	15.60	15.39	17.00	15.87	15.64	15.58	17.00
Bandwidth (MHz)	RB Set	Power (dBm)							
		QPSK			Tune up limit (dBm)	16QAM			Tune up limit (dBm)
	Channel	18625	18900	19175		18625	18900	19175	
5 MHz	1 (RB_Pos:0)	15.79	15.66	15.42	17.00	15.98	15.96	15.68	17.00
	1 (RB_Pos:13)	15.52	15.40	15.23	17.00	15.63	15.49	15.37	17.00
	1 (RB_Pos:24)	15.52	15.71	15.08	17.00	15.90	15.67	15.28	17.00
	12 (RB_Pos:0)	15.76	15.55	15.35	17.00	15.76	15.74	15.56	17.00
	12 (RB_Pos:6)	15.72	15.66	15.47	17.00	15.89	15.64	15.55	17.00
	12 (RB_Pos:13)	15.68	15.63	15.35	17.00	15.75	15.70	15.48	17.00
	25 (RB_Pos:0)	15.63	15.67	15.50	17.00	15.89	15.76	15.62	17.00
Bandwidth (MHz)	RB Set	Power (dBm)							
		QPSK			Tune up limit (dBm)	16QAM			Tune up limit (dBm)
	Channel	18615	18900	19185		18615	18900	19185	
3.0 MHz	1 (RB_Pos:0)	15.78	15.87	15.51	17.00	16.08	15.80	15.65	17.00
	1 (RB_Pos:8)	15.55	15.52	15.12	17.00	15.79	15.68	15.36	17.00
	1 (RB_Pos:14)	15.65	15.70	15.29	17.00	16.01	15.85	15.33	17.00
	8 (RB_Pos:0)	15.58	15.61	15.44	17.00	15.73	15.86	15.53	17.00
	8 (RB_Pos:3)	15.71	15.58	15.30	17.00	15.78	15.68	15.47	17.00
	8 (RB_Pos:7)	15.62	15.54	15.38	17.00	15.63	15.67	15.53	17.00
	15 (RB_Pos:0)	15.59	15.66	15.43	17.00	15.90	15.69	15.57	17.00
Bandwidth (MHz)	RB Set	Power (dBm)							
		QPSK			Tune up limit (dBm)	16QAM			Tune up limit (dBm)
	Channel	18607	18900	19193		18607	18900	19193	
1.4 MHz	1 (RB_Pos:0)	15.92	15.73	15.34	17.00	16.11	15.86	15.58	17.00
	1 (RB_Pos:3)	15.45	15.39	15.13	17.00	15.75	15.63	15.33	17.00
	1 (RB_Pos:5)	15.74	15.54	15.12	17.00	15.97	15.62	15.40	17.00
	3 (RB_Pos:0)	15.57	15.56	15.56	17.00	15.76	15.66	15.65	17.00

	3 (RB_Pos:1)	15.55	15.47	15.40	17.00	15.87	15.69	15.41	17.00
	3 (RB_Pos:3)	15.55	15.66	15.20	17.00	15.74	15.72	15.51	17.00
	6 (RB_Pos:0)	15.61	15.58	15.48	17.00	15.88	15.60	15.67	17.00

8.9.12 Power Reduced Level 3&5 of LTE Band 2

FDD LTE Band 2									
Bandwidth (MHz)	RB Set	Power (dBm)							
		QPSK			Tune up limit (dBm)	16QAM			Tune up limit (dBm)
	Channel	18700	18900	19100		18700	18900	19100	
20 MHz	1 (RB_Pos:0)	**16.57**	16.45	16.00	17.50	16.74	16.67	16.28	17.50
	1 (RB_Pos:50)	16.12	16.26	15.99	17.50	16.35	16.16	16.13	17.50
	1 (RB_Pos:99)	16.22	16.30	15.84	17.50	16.56	16.52	15.93	17.50
	50 (RB_Pos:0)	16.45	16.16	16.16	17.50	16.59	16.44	16.31	17.50
	50 (RB_Pos:25)	16.39	16.24	16.06	17.50	16.61	16.29	16.22	17.50
	50 (RB_Pos:50)	16.35	16.27	15.97	17.50	16.48	16.32	16.03	17.50
	100 (RB_Pos:0)	16.42	16.27	16.16	17.50	16.58	16.38	16.15	17.50
Bandwidth (MHz)	RB Set	Power (dBm)							
		QPSK			Tune up limit (dBm)	16QAM			Tune up limit (dBm)
	Channel	18675	18900	19125		18675	18900	19125	
15 MHz	1 (RB_Pos:0)	16.55	16.49	16.03	17.50	16.73	16.53	16.26	17.50
	1 (RB_Pos:38)	16.11	16.05	16.00	17.50	16.35	16.15	16.12	17.50
	1 (RB_Pos:74)	16.41	16.29	15.89	17.50	16.56	16.47	16.05	17.50
	36 (RB_Pos:0)	16.46	16.21	16.06	17.50	16.53	16.51	16.26	17.50
	36 (RB_Pos:20)	16.32	16.37	16.03	17.50	16.62	16.29	16.08	17.50
	36 (RB_Pos:39)	16.20	16.33	16.12	17.50	16.31	16.28	16.17	17.50
	75 (RB_Pos:0)	16.36	16.29	16.07	17.50	16.58	16.29	16.23	17.50
Bandwidth (MHz)	RB Set	Power (dBm)							
		QPSK			Tune up limit (dBm)	16QAM			Tune up limit (dBm)
	Channel	18650	18900	19150		18650	18900	19150	
10 MHz	1 (RB_Pos:0)	16.50	16.50	16.21	17.50	16.66	16.63	16.37	17.50
	1 (RB_Pos:25)	16.24	16.21	15.86	17.50	16.42	16.31	16.02	17.50
	1 (RB_Pos:49)	16.22	16.24	15.95	17.50	16.52	16.32	16.14	17.50
	25 (RB_Pos:0)	16.30	16.33	16.14	17.50	16.59	16.51	16.29	17.50
	25 (RB_Pos:12)	16.34	16.25	16.04	17.50	16.56	16.28	16.14	17.50
	25 (RB_Pos:25)	16.37	16.14	15.99	17.50	16.36	16.34	16.11	17.50
	50 (RB_Pos:0)	16.29	16.20	16.07	17.50	16.42	16.48	16.18	17.50
Bandwidth (MHz)	RB Set	Power (dBm)							
		QPSK			Tune up limit (dBm)	16QAM			Tune up limit (dBm)
	Channel	18625	18900	19175		18625	18900	19175	
5 MHz	1 (RB_Pos:0)	16.51	16.52	16.00	17.50	16.84	16.61	16.39	17.50

	1 (RB_Pos:13)	16.12	16.19	15.98	17.50	16.34	16.24	16.20	17.50
	1 (RB_Pos:24)	16.40	16.26	15.98	17.50	16.73	16.34	16.08	17.50
	12 (RB_Pos:0)	16.36	16.25	16.26	17.50	16.61	16.49	16.26	17.50
	12 (RB_Pos:6)	16.32	16.24	16.09	17.50	16.42	16.45	16.28	17.50
	12 (RB_Pos:13)	16.41	16.32	15.96	17.50	16.48	16.44	16.19	17.50
	25 (RB_Pos:0)	16.38	16.25	16.22	17.50	16.58	16.34	16.36	17.50
Bandwidth (MHz)	RB Set	Power (dBm)							
		QPSK			Tune up limit (dBm)	16QAM			Tune up limit (dBm)
	Channel	18615	18900	19185		18615	18900	19185	
3.0 MHz	1 (RB_Pos:0)	16.60	16.58	16.12	17.50	16.68	16.51	16.43	17.50
	1 (RB_Pos:8)	16.10	16.12	15.83	17.50	16.29	16.25	16.00	17.50
	1 (RB_Pos:14)	16.32	16.44	15.84	17.50	16.50	16.44	16.02	17.50
	8 (RB_Pos:0)	16.42	16.16	16.09	17.50	16.57	16.56	16.35	17.50
	8 (RB_Pos:3)	16.22	16.31	16.09	17.50	16.62	16.27	16.05	17.50
	8 (RB_Pos:7)	16.36	16.13	16.09	17.50	16.31	16.34	16.18	17.50
	15 (RB_Pos:0)	16.35	16.19	16.15	17.50	16.49	16.39	16.26	17.50
Bandwidth (MHz)	RB Set	Power (dBm)							
		QPSK			Tune up limit (dBm)	16QAM			Tune up limit (dBm)
	Channel	18607	18900	19193		18607	18900	19193	
1.4 MHz	1 (RB_Pos:0)	16.61	16.51	16.14	17.50	16.87	16.61	16.42	17.50
	1 (RB_Pos:3)	16.26	16.14	15.85	17.50	16.42	16.21	16.16	17.50
	1 (RB_Pos:5)	16.39	16.32	15.85	17.50	16.64	16.53	16.06	17.50
	3 (RB_Pos:0)	16.34	16.14	16.22	17.50	16.67	16.36	16.27	17.50
	3 (RB_Pos:1)	16.40	16.36	16.19	17.50	16.38	16.43	16.06	17.50
	3 (RB_Pos:3)	16.36	16.26	16.09	17.50	16.43	16.37	16.13	17.50
	6 (RB_Pos:0)	16.40	16.17	16.24	17.50	16.46	16.31	16.27	17.50

8.9.13 Power Reduced Level 4 of LTE Band 2

FDD LTE Band 2									
Bandwidth (MHz)	RB Set	Power (dBm)							
		QPSK			Tune up limit (dBm)	16QAM			Tune up limit (dBm)
	Channel	18700	18900	19100		18700	18900	19100	
20 MHz	1 (RB_Pos:0)	**20.51**	20.45	20.33	21.50	20.93	20.63	20.35	21.50
	1 (RB_Pos:50)	20.36	20.38	20.05	21.50	20.40	20.30	20.22	21.50
	1 (RB_Pos:99)	20.31	**20.51**	20.02	21.50	20.70	20.54	20.06	21.50
	50 (RB_Pos:0)	20.34	20.31	20.26	21.50	20.67	20.47	20.44	21.50
	50 (RB_Pos:25)	20.47	20.38	20.08	21.50	20.71	20.48	20.25	21.50
	50 (RB_Pos:50)	20.48	20.26	20.00	21.50	20.54	20.38	20.24	21.50
	100 (RB_Pos:0)	20.48	20.27	20.33	21.50	20.46	20.59	20.25	21.50
Bandwidth (MHz)	RB Set	Power (dBm)							
		QPSK			Tune up	16QAM			Tune up

	Channel	18675	18900	19125	limit (dBm)	18675	18900	19125	limit (dBm)
15 MHz	1 (RB_Pos:0)	20.59	20.49	20.23	21.50	20.89	20.79	20.49	21.50
	1 (RB_Pos:38)	20.20	20.36	19.92	21.50	20.37	20.36	20.14	21.50
	1 (RB_Pos:74)	20.36	20.36	20.07	21.50	20.82	20.58	20.21	21.50
	36 (RB_Pos:0)	20.39	20.26	20.27	21.50	20.54	20.48	20.24	21.50
	36 (RB_Pos:20)	20.52	20.46	20.12	21.50	20.53	20.57	20.19	21.50
	36 (RB_Pos:39)	20.50	20.31	19.98	21.50	20.54	20.57	20.26	21.50
	75 (RB_Pos:0)	20.51	20.44	20.31	21.50	20.58	20.44	20.28	21.50
Bandwidth (MHz)	RB Set	Power (dBm)							
		QPSK			Tune up limit (dBm)	16QAM			Tune up limit (dBm)
	Channel	18650	18900	19150		18650	18900	19150	
10 MHz	1 (RB_Pos:0)	20.68	20.46	20.15	21.50	20.79	20.68	20.42	21.50
	1 (RB_Pos:25)	20.36	20.23	19.94	21.50	20.60	20.30	20.11	21.50
	1 (RB_Pos:49)	20.47	20.49	19.91	21.50	20.68	20.58	20.04	21.50
	25 (RB_Pos:0)	20.58	20.27	20.36	21.50	20.76	20.46	20.31	21.50
	25 (RB_Pos:12)	20.52	20.43	20.27	21.50	20.63	20.54	20.22	21.50
	25 (RB_Pos:25)	20.43	20.28	20.08	21.50	20.54	20.48	20.19	21.50
	50 (RB_Pos:0)	20.40	20.44	20.23	21.50	20.55	20.55	20.41	21.50
Bandwidth (MHz)	RB Set	Power (dBm)							
		QPSK			Tune up limit (dBm)	16QAM			Tune up limit (dBm)
	Channel	18625	18900	19175		18625	18900	19175	
5 MHz	1 (RB_Pos:0)	20.53	20.47	20.15	21.50	20.89	20.67	20.40	21.50
	1 (RB_Pos:13)	20.30	20.27	20.03	21.50	20.49	20.32	20.11	21.50
	1 (RB_Pos:24)	20.47	20.36	19.95	21.50	20.69	20.49	20.18	21.50
	12 (RB_Pos:0)	20.46	20.34	20.37	21.50	20.75	20.56	20.36	21.50
	12 (RB_Pos:6)	20.41	20.32	20.12	21.50	20.69	20.41	20.32	21.50
	12 (RB_Pos:13)	20.46	20.39	20.02	21.50	20.43	20.34	20.20	21.50
	25 (RB_Pos:0)	20.43	20.47	20.35	21.50	20.49	20.46	20.30	21.50
Bandwidth (MHz)	RB Set	Power (dBm)							
		QPSK			Tune up limit (dBm)	16QAM			Tune up limit (dBm)
	Channel	18615	18900	19185		18615	18900	19185	
3.0 MHz	1 (RB_Pos:0)	20.74	20.66	20.28	21.50	20.93	20.74	20.31	21.50
	1 (RB_Pos:8)	20.16	20.20	20.13	21.50	20.58	20.45	20.22	21.50
	1 (RB_Pos:14)	20.31	20.54	20.10	21.50	20.79	20.46	20.19	21.50
	8 (RB_Pos:0)	20.52	20.30	20.19	21.50	20.74	20.58	20.30	21.50
	8 (RB_Pos:3)	20.53	20.27	20.18	21.50	20.68	20.49	20.28	21.50
	8 (RB_Pos:7)	20.38	20.41	20.23	21.50	20.55	20.43	20.32	21.50
	15 (RB_Pos:0)	20.34	20.29	20.34	21.50	20.62	20.55	20.46	21.50
Bandwidth (MHz)	RB Set	Power (dBm)							
		QPSK			Tune up limit	16QAM			Tune up limit
	Channel	18607	18900	19193		18607	18900	19193	

					(dBm)				(dBm)
1.4 MHz	1 (RB_Pos:0)	20.52	20.69	20.20	21.50	20.90	20.76	20.29	21.50
	1 (RB_Pos:3)	20.17	20.24	19.97	21.50	20.42	20.41	20.19	21.50
	1 (RB_Pos:5)	20.31	20.40	19.91	21.50	20.63	20.49	20.26	21.50
	3 (RB_Pos:0)	20.46	20.40	20.20	21.50	20.53	20.46	20.33	21.50
	3 (RB_Pos:1)	20.38	20.45	20.23	21.50	20.65	20.57	20.37	21.50
	3 (RB_Pos:3)	20.30	20.33	20.00	21.50	20.57	20.48	20.21	21.50
	6 (RB_Pos:0)	20.46	20.32	20.36	21.50	20.68	20.41	20.41	21.50

8.9.14 Power Reduced Level 1 of LTE Band 4

FDD LTE Band 4									
Bandwidth (MHz)	RB Set	Power (dBm)							
		QPSK			Tune up limit (dBm)	16QAM			Tune up limit (dBm)
	Channel	20050	20175	20300		20050	20175	20300	
20 MHz	1 (RB_Pos:0)	**18.29**	18.15	18.05	19.00	18.03	18.00	17.98	19.00
	1 (RB_Pos:50)	17.86	17.91	18.02	19.00	17.88	17.90	17.94	19.00
	1 (RB_Pos:99)	18.18	17.99	18.01	19.00	18.07	18.12	18.01	19.00
	50 (RB_Pos:0)	18.06	18.22	18.08	19.00	18.09	18.04	17.97	19.00
	50 (RB_Pos:25)	18.23	18.18	17.90	19.00	18.15	18.17	17.97	19.00
	50 (RB_Pos:50)	18.30	18.24	18.24	19.00	18.18	18.03	18.08	19.00
	100 (RB_Pos:0)	18.22	18.19	18.02	19.00	18.04	18.06	18.05	19.00
Bandwidth (MHz)	RB Set	Power (dBm)							
		QPSK			Tune up limit (dBm)	16QAM			Tune up limit (dBm)
	Channel	20025	20175	20325		20025	20175	20325	
15 MHz	1 (RB_Pos:0)	17.94	17.94	17.90	19.00	18.14	18.00	18.04	19.00
	1 (RB_Pos:38)	17.78	17.77	17.93	19.00	18.07	18.07	17.92	19.00
	1 (RB_Pos:74)	18.04	18.07	17.96	19.00	18.25	18.06	18.00	19.00
	36 (RB_Pos:0)	17.92	18.11	18.16	19.00	18.03	18.05	17.97	19.00
	36 (RB_Pos:20)	18.09	18.10	17.89	19.00	18.06	18.02	18.09	19.00
	36 (RB_Pos:39)	18.06	18.08	18.06	19.00	18.07	18.11	18.11	19.00
	75 (RB_Pos:0)	18.05	18.05	17.98	19.00	17.98	18.14	17.89	19.00
Bandwidth (MHz)	RB Set	Power (dBm)							
		QPSK			Tune up limit (dBm)	16QAM			Tune up limit (dBm)
	Channel	20000	20175	20350		20000	20175	20350	
10 MHz	1 (RB_Pos:0)	18.06	17.81	17.95	19.00	18.05	18.12	18.18	19.00
	1 (RB_Pos:25)	17.87	18.00	17.79	19.00	18.09	17.97	17.94	19.00
	1 (RB_Pos:49)	18.05	17.89	17.87	19.00	18.12	18.16	18.04	19.00
	25 (RB_Pos:0)	18.02	18.14	17.96	19.00	18.18	18.25	17.92	19.00
	25 (RB_Pos:12)	18.05	17.92	17.98	19.00	18.00	18.17	18.03	19.00
	25 (RB_Pos:25)	18.13	17.97	18.00	19.00	18.17	18.01	18.00	19.00
	50 (RB_Pos:0)	17.89	18.09	17.88	19.00	18.19	18.03	18.00	19.00

Bandwidth (MHz)	RB Set	Power (dBm)							
		QPSK			Tune up limit (dBm)	16QAM			Tune up limit (dBm)
	Channel	19975	20175	20375		19975	20175	20375	
5 MHz	1 (RB_Pos:0)	18.08	18.02	17.95	19.00	18.19	17.98	18.11	19.00
	1 (RB_Pos:13)	17.74	17.88	17.88	19.00	18.04	18.06	17.97	19.00
	1 (RB_Pos:24)	17.94	17.97	17.99	19.00	18.14	18.01	18.04	19.00
	12 (RB_Pos:0)	18.04	18.07	17.92	19.00	18.08	18.17	18.04	19.00
	12 (RB_Pos:6)	17.93	17.94	17.98	19.00	18.00	18.15	17.96	19.00
	12 (RB_Pos:13)	18.14	18.05	17.98	19.00	18.09	17.97	18.13	19.00
	25 (RB_Pos:0)	17.91	17.94	17.96	19.00	18.12	18.06	17.96	19.00
Bandwidth (MHz)	RB Set	Power (dBm)							
		QPSK			Tune up limit (dBm)	16QAM			Tune up limit (dBm)
	Channel	19965	20175	20385		19965	20175	20385	
3.0 MHz	1 (RB_Pos:0)	17.85	17.84	17.82	19.00	18.11	18.06	18.04	19.00
	1 (RB_Pos:8)	17.87	17.77	17.85	19.00	17.98	18.02	18.03	19.00
	1 (RB_Pos:14)	17.96	18.07	17.93	19.00	18.22	18.07	17.98	19.00
	8 (RB_Pos:0)	18.04	17.93	18.13	19.00	18.11	18.18	17.94	19.00
	8 (RB_Pos:3)	17.92	17.97	17.99	19.00	18.01	18.00	17.93	19.00
	8 (RB_Pos:7)	18.02	17.95	17.90	19.00	18.21	18.00	18.09	19.00
	15 (RB_Pos:0)	17.87	17.92	17.98	19.00	18.20	17.99	17.95	19.00
Bandwidth (MHz)	RB Set	Power (dBm)							
		QPSK			Tune up limit (dBm)	16QAM			Tune up limit (dBm)
	Channel	19957	20175	20393		19957	20175	20393	
1.4 MHz	1 (RB_Pos:0)	18.14	18.01	17.97	19.00	18.28	18.25	18.31	19.00
	1 (RB_Pos:3)	17.94	18.00	17.93	19.00	18.06	18.19	18.01	19.00
	1 (RB_Pos:5)	17.97	18.09	18.01	19.00	18.30	18.33	18.12	19.00
	3 (RB_Pos:0)	18.12	18.05	18.09	19.00	18.15	18.22	18.06	19.00
	3 (RB_Pos:1)	18.19	18.17	18.01	19.00	18.24	18.30	18.15	19.00
	3 (RB_Pos:3)	18.20	18.19	18.11	19.00	18.17	18.09	18.08	19.00
	6 (RB_Pos:0)	17.99	18.22	18.18	19.00	18.24	18.12	18.02	19.00

8.9.15 Power Reduced Level 2 of LTE Band 4

FDD LTE Band 4									
Bandwidth (MHz)	RB Set	Power (dBm)							
		QPSK			Tune up limit (dBm)	16QAM			Tune up limit (dBm)
	Channel	20050	20175	20300		20050	20175	20300	
20 MHz	1 (RB_Pos:0)	**15.31**	15.23	15.24	16.50	15.50	15.42	15.38	16.50
	1 (RB_Pos:50)	15.07	15.22	15.01	16.50	15.39	15.26	15.25	16.50
	1 (RB_Pos:99)	15.21	15.28	15.12	16.50	15.56	15.28	15.27	16.50
	50 (RB_Pos:0)	15.38	15.33	15.33	16.50	15.49	15.47	15.29	16.50

	50 (RB_Pos:25)	15.32	15.38	15.35	16.50	15.37	15.46	15.37	16.50
	50 (RB_Pos:50)	15.43	15.15	15.40	16.50	15.39	15.30	15.34	16.50
	100 (RB_Pos:0)	15.25	15.32	15.24	16.50	15.46	15.47	15.39	16.50
Bandwidth (MHz)	RB Set	Power (dBm)							
		QPSK			Tune up limit (dBm)	16QAM			Tune up limit (dBm)
	Channel	20025	20175	20325		20025	20175	20325	
15 MHz	1 (RB_Pos:0)	15.30	15.30	15.18	16.50	15.56	15.45	15.30	16.50
	1 (RB_Pos:38)	15.10	15.17	15.05	16.50	15.27	15.24	15.26	16.50
	1 (RB_Pos:74)	15.38	15.23	15.23	16.50	15.51	15.39	15.17	16.50
	36 (RB_Pos:0)	15.36	15.35	15.21	16.50	15.45	15.60	15.34	16.50
	36 (RB_Pos:20)	15.31	15.41	15.16	16.50	15.37	15.34	15.24	16.50
	36 (RB_Pos:39)	15.41	15.17	15.29	16.50	15.48	15.26	15.27	16.50
	75 (RB_Pos:0)	15.21	15.40	15.37	16.50	15.26	15.34	15.34	16.50
Bandwidth (MHz)	RB Set	Power (dBm)							
		QPSK			Tune up limit (dBm)	16QAM			Tune up limit (dBm)
	Channel	20000	20175	20350		20000	20175	20350	
10 MHz	1 (RB_Pos:0)	15.31	15.31	15.30	16.50	15.43	15.37	15.36	16.50
	1 (RB_Pos:25)	15.13	15.24	15.09	16.50	15.30	15.17	15.35	16.50
	1 (RB_Pos:49)	15.25	15.37	15.05	16.50	15.44	15.49	15.35	16.50
	25 (RB_Pos:0)	15.38	15.44	15.36	16.50	15.35	15.45	15.43	16.50
	25 (RB_Pos:12)	15.29	15.29	15.15	16.50	15.34	15.25	15.29	16.50
	25 (RB_Pos:25)	15.39	15.24	15.36	16.50	15.51	15.22	15.29	16.50
	50 (RB_Pos:0)	15.36	15.30	15.24	16.50	15.44	15.35	15.35	16.50
Bandwidth (MHz)	RB Set	Power (dBm)							
		QPSK			Tune up limit (dBm)	16QAM			Tune up limit (dBm)
	Channel	19975	20175	20375		19975	20175	20375	
5 MHz	1 (RB_Pos:0)	15.22	15.30	15.29	16.50	15.59	15.39	15.33	16.50
	1 (RB_Pos:13)	15.12	15.05	14.99	16.50	15.42	15.34	15.30	16.50
	1 (RB_Pos:24)	15.22	15.26	15.13	16.50	15.38	15.41	15.18	16.50
	12 (RB_Pos:0)	15.34	15.33	15.25	16.50	15.40	15.41	15.49	16.50
	12 (RB_Pos:6)	15.31	15.30	15.31	16.50	15.31	15.39	15.19	16.50
	12 (RB_Pos:13)	15.25	15.34	15.32	16.50	15.53	15.31	15.32	16.50
	25 (RB_Pos:0)	15.25	15.41	15.15	16.50	15.28	15.42	15.26	16.50
Bandwidth (MHz)	RB Set	Power (dBm)							
		QPSK			Tune up limit (dBm)	16QAM			Tune up limit (dBm)
	Channel	19965	20175	20385		19965	20175	20385	
3.0 MHz	1 (RB_Pos:0)	15.39	15.38	15.32	16.50	15.41	15.28	15.45	16.50
	1 (RB_Pos:8)	15.18	15.27	15.17	16.50	15.24	15.28	15.27	16.50
	1 (RB_Pos:14)	15.23	15.19	15.13	16.50	15.39	15.49	15.41	16.50
	8 (RB_Pos:0)	15.37	15.42	15.29	16.50	15.59	15.41	15.34	16.50
	8 (RB_Pos:3)	15.29	15.25	15.25	16.50	15.42	15.25	15.25	16.50

	8 (RB_Pos:7)	15.23	15.36	15.18	16.50	15.51	15.26	15.42	16.50
	15 (RB_Pos:0)	15.23	15.39	15.17	16.50	15.28	15.35	15.39	16.50
Bandwidth (MHz)	RB Set	Power (dBm)							
		QPSK			Tune up limit (dBm)	16QAM			Tune up limit (dBm)
	Channel	19957	20175	20393		19957	20175	20393	
1.4 MHz	1 (RB_Pos:0)	15.20	15.25	15.32	16.50	15.46	15.43	15.41	16.50
	1 (RB_Pos:3)	15.11	15.14	15.17	16.50	15.27	15.40	15.27	16.50
	1 (RB_Pos:5)	15.27	15.22	15.15	16.50	15.61	15.27	15.18	16.50
	3 (RB_Pos:0)	15.28	15.41	15.38	16.50	15.54	15.59	15.48	16.50
	3 (RB_Pos:1)	15.36	15.35	15.22	16.50	15.47	15.29	15.19	16.50
	3 (RB_Pos:3)	15.29	15.39	15.28	16.50	15.44	15.23	15.40	16.50
	6 (RB_Pos:0)	15.24	15.36	15.28	16.50	15.42	15.36	15.34	16.50

8.9.16 Power Reduced Level 3&5 of LTE Band 4

FDD LTE Band 4									
Bandwidth (MHz)	RB Set	Power (dBm)							
		QPSK			Tune up limit (dBm)	16QAM			Tune up limit (dBm)
	Channel	20050	20175	20300		20050	20175	20300	
20 MHz	1 (RB_Pos:0)	**17.42**	17.37	17.38	18.50	17.58	17.45	17.48	18.50
	1 (RB_Pos:50)	17.21	17.30	17.28	18.50	17.45	17.32	17.34	18.50
	1 (RB_Pos:99)	17.36	17.39	17.33	18.50	17.56	17.53	17.34	18.50
	50 (RB_Pos:0)	17.46	17.48	17.40	18.50	17.58	17.57	17.47	18.50
	50 (RB_Pos:25)	17.38	17.42	17.41	18.50	17.48	17.54	17.40	18.50
	50 (RB_Pos:50)	17.49	17.37	17.39	18.50	17.57	17.48	17.45	18.50
	100 (RB_Pos:0)	17.37	17.43	17.34	18.50	17.50	17.50	17.47	18.50
Bandwidth (MHz)	RB Set	Power (dBm)							
		QPSK			Tune up limit (dBm)	16QAM			Tune up limit (dBm)
	Channel	20025	20175	20325		20025	20175	20325	
15 MHz	1 (RB_Pos:0)	17.32	17.45	17.26	18.50	17.56	17.54	17.52	18.50
	1 (RB_Pos:38)	17.13	17.25	17.34	18.50	17.41	17.27	17.19	18.50
	1 (RB_Pos:74)	17.41	17.34	17.33	18.50	17.62	17.56	17.38	18.50
	36 (RB_Pos:0)	17.47	17.47	17.33	18.50	17.55	17.46	17.57	18.50
	36 (RB_Pos:20)	17.41	17.41	17.28	18.50	17.42	17.42	17.42	18.50
	36 (RB_Pos:39)	17.41	17.24	17.28	18.50	17.63	17.36	17.48	18.50
	75 (RB_Pos:0)	17.32	17.41	17.36	18.50	17.37	17.57	17.45	18.50
Bandwidth (MHz)	RB Set	Power (dBm)							
		QPSK			Tune up limit (dBm)	16QAM			Tune up limit (dBm)
	Channel	20000	20175	20350		20000	20175	20350	
10 MHz	1 (RB_Pos:0)	17.32	17.47	17.44	18.50	17.44	17.51	17.56	18.50
	1 (RB_Pos:25)	17.08	17.39	17.32	18.50	17.30	17.42	17.36	18.50

	1 (RB_Pos:49)	17.23	17.27	17.31	18.50	17.44	17.57	17.41	18.50
	25 (RB_Pos:0)	17.34	17.40	17.33	18.50	17.63	17.47	17.43	18.50
	25 (RB_Pos:12)	17.41	17.42	17.47	18.50	17.44	17.44	17.26	18.50
	25 (RB_Pos:25)	17.54	17.24	17.26	18.50	17.44	17.56	17.48	18.50
	50 (RB_Pos:0)	17.34	17.34	17.33	18.50	17.48	17.45	17.47	18.50
Bandwidth (MHz)	RB Set	Power (dBm)							
		QPSK			Tune up limit (dBm)	16QAM			Tune up limit (dBm)
	Channel	19975	20175	20375		19975	20175	20375	
5 MHz	1 (RB_Pos:0)	17.28	17.29	17.48	18.50	17.53	17.46	17.39	18.50
	1 (RB_Pos:13)	17.13	17.40	17.27	18.50	17.48	17.32	17.39	18.50
	1 (RB_Pos:24)	17.27	17.42	17.31	18.50	17.57	17.44	17.27	18.50
	12 (RB_Pos:0)	17.45	17.48	17.39	18.50	17.52	17.65	17.38	18.50
	12 (RB_Pos:6)	17.43	17.47	17.31	18.50	17.49	17.39	17.36	18.50
	12 (RB_Pos:13)	17.45	17.27	17.27	18.50	17.60	17.44	17.45	18.50
	25 (RB_Pos:0)	17.47	17.45	17.29	18.50	17.58	17.46	17.51	18.50
Bandwidth (MHz)	RB Set	Power (dBm)							
		QPSK			Tune up limit (dBm)	16QAM			Tune up limit (dBm)
	Channel	19965	20175	20385		19965	20175	20385	
3.0 MHz	1 (RB_Pos:0)	17.47	17.23	17.46	18.50	17.45	17.53	17.44	18.50
	1 (RB_Pos:8)	17.07	17.19	17.30	18.50	17.39	17.41	17.32	18.50
	1 (RB_Pos:14)	17.26	17.25	17.34	18.50	17.51	17.51	17.39	18.50
	8 (RB_Pos:0)	17.48	17.48	17.48	18.50	17.61	17.49	17.51	18.50
	8 (RB_Pos:3)	17.25	17.32	17.31	18.50	17.44	17.54	17.37	18.50
	8 (RB_Pos:7)	17.35	17.27	17.46	18.50	17.53	17.37	17.33	18.50
	15 (RB_Pos:0)	17.30	17.38	17.42	18.50	17.39	17.58	17.53	18.50
Bandwidth (MHz)	RB Set	Power (dBm)							
		QPSK			Tune up limit (dBm)	16QAM			Tune up limit (dBm)
	Channel	19957	20175	20393		19957	20175	20393	
1.4 MHz	1 (RB_Pos:0)	17.31	17.35	17.44	18.50	17.44	17.47	17.39	18.50
	1 (RB_Pos:3)	17.25	17.21	17.37	18.50	17.48	17.29	17.42	18.50
	1 (RB_Pos:5)	17.40	17.39	17.29	18.50	17.62	17.53	17.42	18.50
	3 (RB_Pos:0)	17.40	17.45	17.42	18.50	17.56	17.45	17.53	18.50
	3 (RB_Pos:1)	17.45	17.34	17.41	18.50	17.57	17.48	17.39	18.50
	3 (RB_Pos:3)	17.42	17.41	17.36	18.50	17.59	17.39	17.31	18.50
	6 (RB_Pos:0)	17.41	17.34	17.39	18.50	17.59	17.46	17.42	18.50

8.9.17 Power Reduced Level 4 of LTE Band 4

FDD LTE Band 4									
Bandwidth (MHz)	RB Set	Power (dBm)							
		QPSK			Tune up limit (dBm)	16QAM			Tune up limit (dBm)
	Channel	20050	20175	20300		20050	20175	20300	
20 MHz	1 (RB_Pos:0)	**20.39**	20.38	20.27	21.50	20.65	20.51	20.44	21.50
	1 (RB_Pos:50)	20.22	20.20	20.19	21.50	20.51	20.31	20.24	21.50
	1 (RB_Pos:99)	20.22	20.38	20.32	21.50	20.56	20.63	20.28	21.50
	50 (RB_Pos:0)	20.44	20.47	20.45	21.50	20.45	20.51	20.50	21.50
	50 (RB_Pos:25)	20.29	20.43	20.37	21.50	20.41	20.52	20.30	21.50
	50 (RB_Pos:50)	20.52	20.36	20.37	21.50	20.44	20.56	20.44	21.50
	100 (RB_Pos:0)	20.32	20.34	20.20	21.50	20.57	20.44	20.41	21.50
Bandwidth (MHz)	RB Set	Power (dBm)							
		QPSK			Tune up limit (dBm)	16QAM			Tune up limit (dBm)
	Channel	20025	20175	20325		20025	20175	20325	
15 MHz	1 (RB_Pos:0)	20.39	20.28	20.37	21.50	20.48	20.46	20.53	21.50
	1 (RB_Pos:38)	20.16	20.39	20.27	21.50	20.47	20.34	20.22	21.50
	1 (RB_Pos:74)	20.43	20.25	20.26	21.50	20.44	20.48	20.24	21.50
	36 (RB_Pos:0)	20.45	20.42	20.30	21.50	20.58	20.47	20.52	21.50
	36 (RB_Pos:20)	20.29	20.41	20.35	21.50	20.53	20.48	20.44	21.50
	36 (RB_Pos:39)	20.54	20.38	20.25	21.50	20.60	20.51	20.49	21.50
	75 (RB_Pos:0)	20.34	20.52	20.23	21.50	20.38	20.43	20.41	21.50
Bandwidth (MHz)	RB Set	Power (dBm)							
		QPSK			Tune up limit (dBm)	16QAM			Tune up limit (dBm)
	Channel	20000	20175	20350		20000	20175	20350	
10 MHz	1 (RB_Pos:0)	20.29	20.47	20.42	21.50	20.62	20.49	20.51	21.50
	1 (RB_Pos:25)	20.15	20.29	20.13	21.50	20.37	20.35	20.32	21.50
	1 (RB_Pos:49)	20.30	20.44	20.19	21.50	20.54	20.61	20.37	21.50
	25 (RB_Pos:0)	20.36	20.35	20.31	21.50	20.51	20.59	20.35	21.50
	25 (RB_Pos:12)	20.27	20.31	20.49	21.50	20.40	20.64	20.35	21.50
	25 (RB_Pos:25)	20.55	20.34	20.27	21.50	20.59	20.45	20.39	21.50
	50 (RB_Pos:0)	20.24	20.36	20.32	21.50	20.44	20.48	20.44	21.50
Bandwidth (MHz)	RB Set	Power (dBm)							
		QPSK			Tune up limit (dBm)	16QAM			Tune up limit (dBm)
	Channel	19975	20175	20375		19975	20175	20375	
5 MHz	1 (RB_Pos:0)	20.35	20.45	20.27	21.50	20.58	20.51	20.47	21.50
	1 (RB_Pos:13)	20.27	20.30	20.27	21.50	20.39	20.18	20.34	21.50
	1 (RB_Pos:24)	20.37	20.37	20.19	21.50	20.61	20.50	20.26	21.50
	12 (RB_Pos:0)	20.48	20.54	20.42	21.50	20.61	20.47	20.42	21.50
	12 (RB_Pos:6)	20.38	20.42	20.26	21.50	20.37	20.64	20.32	21.50
	12 (RB_Pos:13)	20.40	20.46	20.27	21.50	20.54	20.43	20.46	21.50

	25 (RB_Pos:0)	20.36	20.39	20.37	21.50	20.50	20.37	20.56	21.50
Bandwidth (MHz)	RB Set	Power (dBm)							
		QPSK			Tune up limit (dBm)	16QAM			Tune up limit (dBm)
	Channel	19965	20175	20385		19965	20175	20385	
3.0 MHz	1 (RB_Pos:0)	20.38	20.45	20.43	21.50	20.45	20.46	20.54	21.50
	1 (RB_Pos:8)	20.14	20.22	20.17	21.50	20.48	20.35	20.29	21.50
	1 (RB_Pos:14)	20.28	20.33	20.40	21.50	20.56	20.55	20.22	21.50
	8 (RB_Pos:0)	20.41	20.58	20.28	21.50	20.50	20.66	20.43	21.50
	8 (RB_Pos:3)	20.32	20.48	20.39	21.50	20.57	20.56	20.27	21.50
	8 (RB_Pos:7)	20.43	20.42	20.47	21.50	20.44	20.58	20.41	21.50
	15 (RB_Pos:0)	20.36	20.30	20.32	21.50	20.35	20.53	20.40	21.50
Bandwidth (MHz)	RB Set	Power (dBm)							
		QPSK			Tune up limit (dBm)	16QAM			Tune up limit (dBm)
	Channel	19957	20175	20393		19957	20175	20393	
1.4 MHz	1 (RB_Pos:0)	20.36	20.31	20.48	21.50	20.54	20.46	20.42	21.50
	1 (RB_Pos:3)	20.24	20.34	20.28	21.50	20.54	20.38	20.41	21.50
	1 (RB_Pos:5)	20.45	20.39	20.30	21.50	20.62	20.54	20.43	21.50
	3 (RB_Pos:0)	20.47	20.46	20.42	21.50	20.48	20.61	20.50	21.50
	3 (RB_Pos:1)	20.46	20.47	20.28	21.50	20.51	20.57	20.33	21.50
	3 (RB_Pos:3)	20.52	20.42	20.41	21.50	20.60	20.36	20.46	21.50
	6 (RB_Pos:0)	20.31	20.34	20.41	21.50	20.48	20.46	20.51	21.50

8.9.18 Power Reduced Level 1 of LTE Band 7

FDD LTE Band 7									
Bandwidth (MHz)	RB Set	Power (dBm)							
		QPSK			Tune up limit (dBm)	16QAM			Tune up limit (dBm)
	Channel	20850	21100	21350		20850	21100	21350	
20MHz	1 (RB_Pos:0)	17.60	17.42	17.66	18.50	17.77	17.55	17.51	18.50
	1 (RB_Pos:50)	17.53	17.54	**17.67**	18.50	17.78	17.77	17.64	18.50
	1 (RB_Pos:99)	17.60	17.66	17.66	18.50	17.67	17.56	17.70	18.50
	50 (RB_Pos:0)	17.74	17.53	17.62	18.50	17.73	17.60	17.82	18.50
	50 (RB_Pos:25)	17.63	17.70	17.78	18.50	17.78	17.69	17.65	18.50
	50 (RB_Pos:50)	17.65	17.58	17.76	18.50	17.72	17.73	17.80	18.50
	100 (RB_Pos:0)	17.65	17.56	17.80	18.50	17.74	17.66	17.62	18.50
Bandwidth (MHz)	RB Set	Power (dBm)							
		QPSK			Tune up limit (dBm)	16QAM			Tune up limit (dBm)
	Channel	20825	21100	21375		20825	21100	21375	
15MHz	1 (RB_Pos:0)	17.64	17.40	17.64	18.50	17.64	17.55	17.59	18.50
	1 (RB_Pos:38)	17.75	17.62	17.59	18.50	17.88	17.62	17.83	18.50
	1 (RB_Pos:74)	17.53	17.57	17.72	18.50	17.68	17.76	17.71	18.50

	36 (RB_Pos:0)	17.73	17.64	17.76	18.50	17.76	17.62	17.66	18.50
	36 (RB_Pos:20)	17.77	17.77	17.78	18.50	17.85	17.81	17.85	18.50
	36 (RB_Pos:39)	17.63	17.65	17.71	18.50	17.78	17.81	17.65	18.50
	75 (RB_Pos:0)	17.60	17.49	17.75	18.50	17.80	17.65	17.64	18.50
Bandwidth (MHz)	RB Set	Power (dBm)							
		QPSK			Tune up limit (dBm)	16QAM			Tune up limit (dBm)
	Channel	20800	21100	21400		20800	21100	21400	
10MHz	1 (RB_Pos:0)	17.68	17.45	17.47	18.50	17.71	17.55	17.73	18.50
	1 (RB_Pos:25)	17.57	17.62	17.73	18.50	17.82	17.70	17.84	18.50
	1 (RB_Pos:49)	17.63	17.54	17.71	18.50	17.78	17.59	17.60	18.50
	25 (RB_Pos:0)	17.64	17.60	17.76	18.50	17.80	17.64	17.59	18.50
	25 (RB_Pos:12)	17.78	17.59	17.64	18.50	17.85	17.81	17.87	18.50
	25 (RB_Pos:25)	17.70	17.73	17.64	18.50	17.76	17.68	17.65	18.50
	50 (RB_Pos:0)	17.70	17.63	17.77	18.50	17.69	17.78	17.77	18.50
Bandwidth (MHz)	RB Set	Power (dBm)							
		QPSK			Tune up limit (dBm)	16QAM			Tune up limit (dBm)
	Channel	20775	21100	21425		20775	21100	21425	
5MHz	1 (RB_Pos:0)	17.49	17.37	17.60	18.50	17.82	17.49	17.57	18.50
	1 (RB_Pos:13)	17.60	17.69	17.57	18.50	17.80	17.55	17.86	18.50
	1 (RB_Pos:24)	17.75	17.49	17.71	18.50	17.69	17.66	17.75	18.50
	12 (RB_Pos:0)	17.54	17.64	17.70	18.50	17.70	17.65	17.73	18.50
	12 (RB_Pos:6)	17.72	17.74	17.78	18.50	17.63	17.67	17.80	18.50
	12 (RB_Pos:13)	17.61	17.63	17.77	18.50	17.83	17.74	17.62	18.50
	25 (RB_Pos:0)	17.64	17.65	17.65	18.50	17.65	17.60	17.71	18.50

8.9.19 Power Reduced Level 2 of LTE Band 7

FDD LTE Band 7									
Bandwidth (MHz)	RB Set	Power (dBm)							
		QPSK			Tune up limit (dBm)	16QAM			Tune up limit (dBm)
	Channel	20850	21100	21350		20850	21100	21350	
20MHz	1 (RB_Pos:0)	17.35	17.31	17.35	18.00	17.53	17.36	17.44	18.00
	1 (RB_Pos:50)	17.41	17.41	**17.48**	18.00	17.59	17.49	17.57	18.00
	1 (RB_Pos:99)	17.40	17.41	17.43	18.00	17.59	17.49	17.52	18.00
	50 (RB_Pos:0)	17.43	17.41	17.50	18.00	17.55	17.49	17.52	18.00
	50 (RB_Pos:25)	17.49	17.47	17.53	18.00	17.57	17.55	17.58	18.00
	50 (RB_Pos:50)	17.44	17.42	17.51	18.00	17.55	17.51	17.56	18.00
	100 (RB_Pos:0)	17.46	17.42	17.54	18.00	17.54	17.51	17.57	18.00
Bandwidth (MHz)	RB Set	Power (dBm)							
		QPSK			Tune up limit (dBm)	16QAM			Tune up limit (dBm)
	Channel	20825	21100	21375		20825	21100	21375	

15MHz	1 (RB_Pos:0)	17.38	17.19	17.45	18.00	17.53	17.25	17.47	18.00
	1 (RB_Pos:38)	17.51	17.40	17.37	18.00	17.49	17.44	17.61	18.00
	1 (RB_Pos:74)	17.30	17.44	17.36	18.00	17.58	17.41	17.55	18.00
	36 (RB_Pos:0)	17.35	17.43	17.55	18.00	17.41	17.58	17.51	18.00
	36 (RB_Pos:20)	17.50	17.50	17.56	18.00	17.59	17.48	17.56	18.00
	36 (RB_Pos:39)	17.45	17.41	17.57	18.00	17.40	17.44	17.45	18.00
	75 (RB_Pos:0)	17.46	17.28	17.55	18.00	17.43	17.56	17.46	18.00
Bandwidth (MHz)	RB Set	Power (dBm)							
		QPSK			Tune up limit (dBm)	16QAM			Tune up limit (dBm)
	Channel	20800	21100	21400		20800	21100	21400	
10MHz	1 (RB_Pos:0)	17.25	17.36	17.46	18.00	17.54	17.39	17.42	18.00
	1 (RB_Pos:25)	17.49	17.41	17.46	18.00	17.49	17.47	17.62	18.00
	1 (RB_Pos:49)	17.55	17.48	17.48	18.00	17.66	17.57	17.50	18.00
	25 (RB_Pos:0)	17.48	17.50	17.53	18.00	17.43	17.42	17.56	18.00
	25 (RB_Pos:12)	17.54	17.55	17.47	18.00	17.46	17.56	17.58	18.00
	25 (RB_Pos:25)	17.47	17.35	17.50	18.00	17.47	17.59	17.48	18.00
	50 (RB_Pos:0)	17.44	17.32	17.62	18.00	17.47	17.48	17.42	18.00
Bandwidth (MHz)	RB Set	Power (dBm)							
		QPSK			Tune up limit (dBm)	16QAM			Tune up limit (dBm)
	Channel	20775	21100	21425		20775	21100	21425	
5MHz	1 (RB_Pos:0)	17.39	17.24	17.48	18.00	17.55	17.46	17.40	18.00
	1 (RB_Pos:13)	17.48	17.46	17.43	18.00	17.53	17.36	17.57	18.00
	1 (RB_Pos:24)	17.42	17.44	17.52	18.00	17.60	17.55	17.50	18.00
	12 (RB_Pos:0)	17.37	17.41	17.60	18.00	17.53	17.47	17.46	18.00
	12 (RB_Pos:6)	17.52	17.39	17.66	18.00	17.49	17.50	17.46	18.00
	12 (RB_Pos:13)	17.55	17.40	17.44	18.00	17.51	17.53	17.62	18.00
	25 (RB_Pos:0)	17.50	17.25	17.41	18.00	17.40	17.49	17.60	18.00

8.9.20 Power Reduced Level 3&5 of LTE Band 7

FDD LTE Band 7									
Bandwidth (MHz)	RB Set	Power (dBm)							
		QPSK			Tune up limit (dBm)	16QAM			Tune up limit (dBm)
	Channel	20850	21100	21350		20850	21100	21350	
20MHz	1 (RB_Pos:0)	16.22	16.01	16.10	17.00	16.37	16.09	16.20	17.00
	1 (RB_Pos:50)	16.28	16.16	**16.30**	17.00	16.41	16.32	16.30	17.00
	1 (RB_Pos:99)	16.06	16.26	16.29	17.00	16.45	16.23	16.38	17.00
	50 (RB_Pos:0)	16.19	16.25	16.15	17.00	16.25	16.27	16.36	17.00
	50 (RB_Pos:25)	16.17	16.17	16.28	17.00	16.26	16.38	16.30	17.00
	50 (RB_Pos:50)	16.19	16.22	16.27	17.00	16.43	16.19	16.32	17.00
	100 (RB_Pos:0)	16.28	16.29	16.32	17.00	16.34	16.32	16.46	17.00
Bandwidth	RB Set	Power (dBm)							

(MHz)		QPSK			Tune up limit (dBm)	16QAM			Tune up limit (dBm)
	Channel	20825	21100	21375		20825	21100	21375	
15MHz	1 (RB_Pos:0)	16.15	16.13	16.23	17.00	16.25	16.11	16.26	17.00
	1 (RB_Pos:38)	16.15	16.18	16.33	17.00	16.48	16.23	16.45	17.00
	1 (RB_Pos:74)	16.17	16.28	16.23	17.00	16.33	16.31	16.41	17.00
	36 (RB_Pos:0)	16.21	16.22	16.34	17.00	16.41	16.36	16.24	17.00
	36 (RB_Pos:20)	16.25	16.12	16.35	17.00	16.34	16.29	16.44	17.00
	36 (RB_Pos:39)	16.16	16.18	16.28	17.00	16.44	16.24	16.34	17.00
	75 (RB_Pos:0)	16.12	16.19	16.21	17.00	16.19	16.31	16.30	17.00
Bandwidth (MHz)	RB Set	Power (dBm)							
		QPSK			Tune up limit (dBm)	16QAM			Tune up limit (dBm)
	Channel	20800	21100	21400		20800	21100	21400	
10MHz	1 (RB_Pos:0)	16.14	16.06	16.15	17.00	16.31	16.16	16.31	17.00
	1 (RB_Pos:25)	16.15	16.23	16.31	17.00	16.29	16.23	16.42	17.00
	1 (RB_Pos:49)	16.13	16.06	16.16	17.00	16.26	16.29	16.40	17.00
	25 (RB_Pos:0)	16.23	16.19	16.32	17.00	16.33	16.35	16.31	17.00
	25 (RB_Pos:12)	16.37	16.15	16.23	17.00	16.26	16.42	16.26	17.00
	25 (RB_Pos:25)	16.13	16.26	16.36	17.00	16.43	16.21	16.43	17.00
	50 (RB_Pos:0)	16.20	16.09	16.39	17.00	16.30	16.34	16.27	17.00
Bandwidth (MHz)	RB Set	Power (dBm)							
		QPSK			Tune up limit (dBm)	16QAM			Tune up limit (dBm)
	Channel	20775	21100	21425		20775	21100	21425	
5MHz	1 (RB_Pos:0)	16.05	16.16	16.15	17.00	16.24	16.05	16.14	17.00
	1 (RB_Pos:13)	16.06	16.25	16.28	17.00	16.26	16.22	16.29	17.00
	1 (RB_Pos:24)	16.06	16.27	16.19	17.00	16.36	16.25	16.26	17.00
	12 (RB_Pos:0)	16.21	16.09	16.34	17.00	16.39	16.31	16.33	17.00
	12 (RB_Pos:6)	16.19	16.18	16.22	17.00	16.44	16.39	16.46	17.00
	12 (RB_Pos:13)	16.25	16.22	16.25	17.00	16.42	16.18	16.45	17.00
	25 (RB_Pos:0)	16.17	16.17	16.29	17.00	16.26	16.28	16.45	17.00

8.9.21 Power Reduced Level 4 of LTE Band 7

FDD LTE Band 7									
Bandwidth (MHz)	RB Set	Power (dBm)							
		QPSK			Tune up limit (dBm)	16QAM			Tune up limit (dBm)
	Channel	20850	21100	21350		20850	21100	21350	
20MHz	1 (RB_Pos:0)	20.12	20.15	20.06	21.00	20.35	20.18	20.19	21.00
	1 (RB_Pos:50)	20.07	20.19	**20.27**	21.00	20.45	20.15	20.45	21.00
	1 (RB_Pos:99)	20.21	20.07	20.11	21.00	20.35	20.16	20.36	21.00
	50 (RB_Pos:0)	20.18	20.18	20.36	21.00	20.42	20.33	20.20	21.00
	50 (RB_Pos:25)	20.16	20.24	20.37	21.00	20.35	20.42	20.46	21.00

	50 (RB_Pos:50)	20.23	20.14	20.33	21.00	20.26	20.29	20.29	21.00
	100 (RB_Pos:0)	20.21	20.18	20.31	21.00	20.32	20.40	20.37	21.00
Bandwidth (MHz)	RB Set	Power (dBm)							
		QPSK			Tune up limit (dBm)	16QAM			Tune up limit (dBm)
	Channel	20825	21100	21375		20825	21100	21375	
15MHz	1 (RB_Pos:0)	20.24	19.97	20.18	21.00	20.36	20.25	20.18	21.00
	1 (RB_Pos:38)	20.13	20.25	20.21	21.00	20.30	20.37	20.37	21.00
	1 (RB_Pos:74)	20.22	20.26	20.20	21.00	20.44	20.33	20.41	21.00
	36 (RB_Pos:0)	20.14	20.18	20.24	21.00	20.26	20.39	20.24	21.00
	36 (RB_Pos:20)	20.37	20.28	20.38	21.00	20.45	20.37	20.34	21.00
	36 (RB_Pos:39)	20.17	20.19	20.38	21.00	20.34	20.41	20.32	21.00
	75 (RB_Pos:0)	20.18	20.24	20.21	21.00	20.35	20.35	20.28	21.00
Bandwidth (MHz)	RB Set	Power (dBm)							
		QPSK			Tune up limit (dBm)	16QAM			Tune up limit (dBm)
	Channel	20800	21100	21400		20800	21100	21400	
10MHz	1 (RB_Pos:0)	20.08	20.19	20.15	21.00	20.35	20.10	20.30	21.00
	1 (RB_Pos:25)	20.25	20.19	20.21	21.00	20.27	20.27	20.36	21.00
	1 (RB_Pos:49)	20.19	20.23	20.26	21.00	20.47	20.34	20.41	21.00
	25 (RB_Pos:0)	20.24	20.28	20.34	21.00	20.41	20.29	20.40	21.00
	25 (RB_Pos:12)	20.25	20.24	20.21	21.00	20.26	20.37	20.32	21.00
	25 (RB_Pos:25)	20.24	20.23	20.23	21.00	20.30	20.22	20.40	21.00
	50 (RB_Pos:0)	20.12	20.25	20.26	21.00	20.39	20.35	20.29	21.00
Bandwidth (MHz)	RB Set	Power (dBm)							
		QPSK			Tune up limit (dBm)	16QAM			Tune up limit (dBm)
	Channel	20775	21100	21425		20775	21100	21425	
5MHz	1 (RB_Pos:0)	20.05	20.13	20.21	21.00	20.37	20.14	20.26	21.00
	1 (RB_Pos:13)	20.08	20.09	20.35	21.00	20.47	20.22	20.27	21.00
	1 (RB_Pos:24)	20.28	20.13	20.08	21.00	20.34	20.34	20.38	21.00
	12 (RB_Pos:0)	20.10	20.28	20.32	21.00	20.42	20.35	20.23	21.00
	12 (RB_Pos:6)	20.31	20.21	20.33	21.00	20.30	20.30	20.32	21.00
	12 (RB_Pos:13)	20.23	20.11	20.25	21.00	20.40	20.29	20.34	21.00
	25 (RB_Pos:0)	20.23	20.26	20.38	21.00	20.31	20.18	20.39	21.00

8.9.22 Power Reduced Level 1 of LTE Band 38

TDD LTE Band 38									
Bandwidth (MHz)	RB Set	Power (dBm)							
		QPSK			Tune up limit (dBm)	16QAM			Tune up limit (dBm)
	Channel	37850	38000	38150		37850	38000	38150	
20MHz	1 (RB_Pos:0)	20.55	20.62	20.64	21.50	20.82	20.78	21.04	21.50
	1 (RB_Pos:50)	20.61	20.68	**20.79**	21.50	20.89	20.88	21.18	21.50
	1 (RB_Pos:99)	20.71	20.63	20.72	21.50	21.00	20.82	21.10	21.50
	50 (RB_Pos:0)	20.61	20.69	20.64	21.50	20.66	20.76	20.78	21.50
	50 (RB_Pos:25)	20.64	20.72	20.73	21.50	20.70	20.83	20.89	21.50
	50 (RB_Pos:50)	20.70	20.67	20.74	21.50	20.76	20.80	20.81	21.50
	100 (RB_Pos:0)	20.70	20.69	20.65	21.50	20.76	20.78	20.72	21.50
Bandwidth (MHz)	RB Set	Power (dBm)							
		QPSK			Tune up limit (dBm)	16QAM			Tune up limit (dBm)
	Channel	37825	38000	38175		37825	38000	38175	
15MHz	1 (RB_Pos:0)	20.64	20.47	20.58	21.50	20.76	20.82	21.03	21.50
	1 (RB_Pos:38)	20.49	20.67	20.88	21.50	20.85	20.93	21.06	21.50
	1 (RB_Pos:74)	20.60	20.54	20.78	21.50	21.00	20.72	21.01	21.50
	36 (RB_Pos:0)	20.61	20.59	20.65	21.50	20.74	20.70	20.78	21.50
	36 (RB_Pos:20)	20.59	20.74	20.80	21.50	20.64	20.72	20.95	21.50
	36 (RB_Pos:39)	20.71	20.64	20.69	21.50	20.65	20.73	20.68	21.50
	75 (RB_Pos:0)	20.68	20.69	20.74	21.50	20.68	20.75	20.59	21.50
Bandwidth (MHz)	RB Set	Power (dBm)							
		QPSK			Tune up limit (dBm)	16QAM			Tune up limit (dBm)
	Channel	37800	38000	38200		37800	38000	38200	
10MHz	1 (RB_Pos:0)	20.46	20.57	20.72	21.50	20.74	20.88	20.98	21.50
	1 (RB_Pos:25)	20.53	20.56	20.68	21.50	20.76	20.89	21.12	21.50
	1 (RB_Pos:49)	20.79	20.62	20.81	21.50	20.88	20.82	21.09	21.50
	25 (RB_Pos:0)	20.62	20.71	20.61	21.50	20.54	20.65	20.69	21.50
	25 (RB_Pos:12)	20.56	20.70	20.67	21.50	20.75	20.85	20.82	21.50
	25 (RB_Pos:25)	20.75	20.67	20.71	21.50	20.77	20.85	20.72	21.50
	50 (RB_Pos:0)	20.66	20.72	20.72	21.50	20.81	20.79	20.68	21.50
Bandwidth (MHz)	RB Set	Power (dBm)							
		QPSK			Tune up limit (dBm)	16QAM			Tune up limit (dBm)
	Channel	37775	38000	38225		37775	38000	38225	
5MHz	1 (RB_Pos:0)	20.63	20.49	20.58	21.50	20.84	20.71	21.03	21.50
	1 (RB_Pos:13)	20.59	20.72	20.78	21.50	20.81	20.82	21.14	21.50
	1 (RB_Pos:24)	20.81	20.73	20.62	21.50	21.03	20.86	21.10	21.50
	12 (RB_Pos:0)	20.46	20.62	20.54	21.50	20.57	20.67	20.84	21.50
	12 (RB_Pos:6)	20.54	20.73	20.74	21.50	20.75	20.89	20.79	21.50
	12 (RB_Pos:13)	20.79	20.66	20.59	21.50	20.86	20.88	20.79	21.50

	25 (RB_Pos:0)	20.68	20.77	20.69	21.50	20.85	20.71	20.66	21.50

8.9.23 Power Reduced Level 2 of LTE Band 38

TDD LTE Band 38									
Bandwidth (MHz)	RB Set	Power (dBm)							
		QPSK			Tune up limit (dBm)	16QAM			Tune up limit (dBm)
	Channel	37850	38000	38150		37850	38000	38150	
20MHz	1 (RB_Pos:0)	18.66	18.69	18.69	19.50	18.90	18.88	19.15	19.50
	1 (RB_Pos:50)	18.70	18.77	**18.98**	19.50	19.14	18.92	19.33	19.50
	1 (RB_Pos:99)	18.93	18.75	18.84	19.50	19.14	18.86	19.24	19.50
	50 (RB_Pos:0)	18.90	18.95	18.87	19.50	18.79	18.96	18.88	19.50
	50 (RB_Pos:25)	18.71	18.92	19.01	19.50	18.78	18.90	18.98	19.50
	50 (RB_Pos:50)	18.92	18.93	18.87	19.50	18.90	19.04	18.90	19.50
	100 (RB_Pos:0)	18.94	18.96	18.90	19.50	18.99	18.85	18.73	19.50
Bandwidth (MHz)	RB Set	Power (dBm)							
		QPSK			Tune up limit (dBm)	16QAM			Tune up limit (dBm)
	Channel	37825	38000	38175		37825	38000	38175	
15MHz	1 (RB_Pos:0)	18.84	18.71	18.87	19.50	18.96	18.85	19.21	19.50
	1 (RB_Pos:38)	18.74	18.87	18.90	19.50	18.97	18.96	19.32	19.50
	1 (RB_Pos:74)	18.99	18.90	18.79	19.50	19.02	19.04	19.25	19.50
	36 (RB_Pos:0)	18.75	18.80	18.84	19.50	18.81	18.94	18.94	19.50
	36 (RB_Pos:20)	18.89	18.83	18.94	19.50	18.86	19.03	18.97	19.50
	36 (RB_Pos:39)	18.99	18.83	18.86	19.50	18.82	18.81	18.95	19.50
	75 (RB_Pos:0)	18.84	18.78	18.83	19.50	18.87	18.93	18.89	19.50
Bandwidth (MHz)	RB Set	Power (dBm)							
		QPSK			Tune up limit (dBm)	16QAM			Tune up limit (dBm)
	Channel	37800	38000	38200		37800	38000	38200	
10MHz	1 (RB_Pos:0)	18.70	18.76	18.79	19.50	18.85	19.01	19.22	19.50
	1 (RB_Pos:25)	18.75	18.85	18.88	19.50	18.96	18.90	19.22	19.50
	1 (RB_Pos:49)	18.79	18.71	18.92	19.50	19.20	18.88	19.20	19.50
	25 (RB_Pos:0)	18.82	18.74	18.79	19.50	18.84	18.85	19.00	19.50
	25 (RB_Pos:12)	18.90	18.94	18.79	19.50	18.74	18.88	19.06	19.50
	25 (RB_Pos:25)	18.86	18.93	18.85	19.50	18.77	18.99	19.05	19.50
	50 (RB_Pos:0)	18.84	18.81	18.78	19.50	18.99	19.01	18.73	19.50
Bandwidth (MHz)	RB Set	Power (dBm)							
		QPSK			Tune up limit (dBm)	16QAM			Tune up limit (dBm)
	Channel	37775	38000	38225		37775	38000	38225	
5MHz	1 (RB_Pos:0)	18.81	18.76	18.90	19.50	18.92	18.82	19.16	19.50
	1 (RB_Pos:13)	18.69	18.93	18.84	19.50	19.09	19.05	19.25	19.50
	1 (RB_Pos:24)	18.88	18.91	18.96	19.50	19.24	18.87	19.33	19.50

	12 (RB_Pos:0)	18.67	18.81	18.79	19.50	18.70	18.82	19.01	19.50
	12 (RB_Pos:6)	18.84	18.83	18.83	19.50	18.89	19.06	19.09	19.50
	12 (RB_Pos:13)	18.78	18.94	18.82	19.50	18.83	18.97	18.94	19.50
	25 (RB_Pos:0)	18.80	18.82	18.84	19.50	18.89	18.84	18.94	19.50

8.9.24 Power Reduced Level 3&5 of LTE Band 38

TDD LTE Band 38									
Bandwidth (MHz)	RB Set	Power (dBm)							
		QPSK			Tune up limit (dBm)	16QAM			Tune up limit (dBm)
	Channel	37850	38000	38150		37850	38000	38150	
20MHz	1 (RB_Pos:0)	17.56	17.49	17.71	18.50	17.73	17.63	18.03	18.50
	1 (RB_Pos:50)	17.49	17.68	**17.81**	18.50	17.88	17.89	18.16	18.50
	1 (RB_Pos:99)	17.61	17.72	17.78	18.50	17.98	17.79	17.90	18.50
	50 (RB_Pos:0)	17.67	17.74	17.69	18.50	17.59	17.60	17.75	18.50
	50 (RB_Pos:25)	17.53	17.67	17.73	18.50	17.51	17.86	17.80	18.50
	50 (RB_Pos:50)	17.73	17.74	17.78	18.50	17.67	17.74	17.69	18.50
	100 (RB_Pos:0)	17.79	17.67	17.57	18.50	17.68	17.61	17.57	18.50
Bandwidth (MHz)	RB Set	Power (dBm)							
		QPSK			Tune up limit (dBm)	16QAM			Tune up limit (dBm)
	Channel	37825	38000	38175		37825	38000	38175	
15MHz	1 (RB_Pos:0)	17.61	17.50	17.60	18.50	17.71	17.73	17.92	18.50
	1 (RB_Pos:38)	17.53	17.59	17.85	18.50	17.92	17.77	18.17	18.50
	1 (RB_Pos:74)	17.70	17.69	17.76	18.50	17.93	17.79	18.11	18.50
	36 (RB_Pos:0)	17.50	17.74	17.72	18.50	17.50	17.63	17.61	18.50
	36 (RB_Pos:20)	17.64	17.70	17.64	18.50	17.52	17.81	17.75	18.50
	36 (RB_Pos:39)	17.57	17.65	17.80	18.50	17.67	17.64	17.75	18.50
	75 (RB_Pos:0)	17.74	17.55	17.50	18.50	17.70	17.73	17.54	18.50
Bandwidth (MHz)	RB Set	Power (dBm)							
		QPSK			Tune up limit (dBm)	16QAM			Tune up limit (dBm)
	Channel	37800	38000	38200		37800	38000	38200	
10MHz	1 (RB_Pos:0)	17.61	17.71	17.57	18.50	17.84	17.63	18.06	18.50
	1 (RB_Pos:25)	17.55	17.71	17.81	18.50	17.82	17.84	18.05	18.50
	1 (RB_Pos:49)	17.73	17.69	17.80	18.50	18.03	17.83	18.14	18.50
	25 (RB_Pos:0)	17.70	17.58	17.69	18.50	17.70	17.65	17.70	18.50
	25 (RB_Pos:12)	17.62	17.58	17.72	18.50	17.59	17.67	17.77	18.50
	25 (RB_Pos:25)	17.74	17.65	17.67	18.50	17.78	17.74	17.62	18.50
	50 (RB_Pos:0)	17.75	17.55	17.51	18.50	17.67	17.62	17.74	18.50
Bandwidth (MHz)	RB Set	Power (dBm)							
		QPSK			Tune up limit (dBm)	16QAM			Tune up limit (dBm)
	Channel	37775	38000	38225		37775	38000	38225	

5MHz	1 (RB_Pos:0)	17.60	17.58	17.53	18.50	17.75	17.59	17.94	18.50
	1 (RB_Pos:13)	17.56	17.61	17.85	18.50	17.91	17.79	18.21	18.50
	1 (RB_Pos:24)	17.78	17.64	17.77	18.50	18.03	17.78	18.05	18.50
	12 (RB_Pos:0)	17.60	17.77	17.59	18.50	17.59	17.64	17.73	18.50
	12 (RB_Pos:6)	17.69	17.75	17.82	18.50	17.74	17.79	17.81	18.50
	12 (RB_Pos:13)	17.60	17.56	17.72	18.50	17.61	17.79	17.70	18.50
	25 (RB_Pos:0)	17.58	17.60	17.52	18.50	17.80	17.72	17.55	18.50

8.9.25 Power Reduced Level 1 of LTE Band 41

TDD LTE Band 41													
Bandwidth (MHz)	RB Set	Power (dBm)											
		QPSK					Tune up limit (dBm)	16QAM					Tune up limit (dBm)
	Channel	39750	40185	40620	41055	41490		39750	40185	40620	41055	41490	
20MHz	1 (RB_Pos:0)	20.28	20.48	20.78	**20.91**	21.88	22.00	20.28	20.67	21.04	20.93	21.82	22.00
	1 (RB_Pos:50)	20.17	20.28	20.65	20.53	20.73	22.00	20.19	20.29	20.48	20.67	20.72	22.00
	1 (RB_Pos:99)	20.19	20.28	20.38	20.73	20.52	22.00	20.08	20.31	20.48	20.88	20.65	22.00
	50 (RB_Pos:0)	20.19	20.31	20.23	20.52	20.59	22.00	20.37	20.50	20.28	20.48	20.57	22.00
	50 (RB_Pos:25)	20.07	20.41	20.19	20.49	20.46	22.00	20.14	20.56	20.31	20.64	20.47	22.00
	50 (RB_Pos:50)	20.17	20.20	20.09	20.46	20.39	22.00	20.29	20.26	20.18	20.39	20.55	22.00
	100 (RB_Pos:0)	20.10	20.21	20.24	20.43	20.27	22.00	20.01	20.30	20.19	20.33	20.45	22.00
Bandwidth (MHz)	RB Set	Power (dBm)											
		QPSK					Tune up limit (dBm)	16QAM					Tune up limit (dBm)
	Channel	39725	40160	40620	41080	41515		39725	40160	40620	41080	41515	
15MHz	1 (RB_Pos:0)	20.33	20.54	20.66	20.90	21.93	22.00	20.44	20.76	20.88	21.04	21.86	22.00
	1 (RB_Pos:50)	20.31	20.29	20.53	20.51	20.62	22.00	20.32	20.35	20.60	20.81	20.71	22.00
	1 (RB_Pos:99)	20.17	20.38	20.56	20.51	20.55	22.00	20.02	20.29	20.36	20.72	20.68	22.00
	50 (RB_Pos:0)	20.27	20.41	20.32	20.58	20.58	22.00	20.31	20.32	20.43	20.45	20.59	22.00
	50 (RB_Pos:25)	20.09	20.42	20.15	20.38	20.36	22.00	20.02	20.42	20.39	20.58	20.66	22.00
	50 (RB_Pos:50)	20.25	20.24	20.05	20.41	20.44	22.00	20.23	20.40	20.12	20.49	20.54	22.00
	100 (RB_Pos:0)	20.09	20.23	20.10	20.24	20.37	22.00	20.05	20.22	20.26	20.57	20.36	22.00
Bandwidth (MHz)	RB Set	Power (dBm)											
		QPSK					Tune up limit (dBm)	16QAM					Tune up limit (dBm)
	Channel	39700	40135	40620	41105	41540		39700	40135	40620	41105	41540	
10MHz	1 (RB_Pos:0)	20.49	20.47	20.88	20.83	21.84	22.00	20.47	20.60	20.95	20.86	21.90	22.00
	1 (RB_Pos:50)	20.36	20.35	20.47	20.55	20.70	22.00	20.24	20.34	20.66	20.81	20.85	22.00
	1 (RB_Pos:99)	20.08	20.47	20.56	20.65	20.44	22.00	20.17	20.26	20.57	20.90	20.67	22.00
	50 (RB_Pos:0)	20.24	20.26	20.31	20.40	20.46	22.00	20.35	20.50	20.43	20.48	20.44	22.00
	50 (RB_Pos:25)	20.09	20.26	20.38	20.29	20.25	22.00	20.07	20.59	20.33	20.63	20.66	22.00

	50 (RB_Pos:50)	20.21	20.16	20.05	20.31	20.39	22.00	20.33	20.22	20.12	20.30	20.56	22.00
	100 (RB_Pos:0)	20.13	20.34	20.08	20.27	20.28	22.00	20.06	20.20	20.27	20.39	20.43	22.00
Bandwidth (MHz)	RB Set	Power (dBm)											
		QPSK					Tune up limit (dBm)	16QAM					Tune up limit (dBm)
	Channel	39675	40110	40620	41130	41565		39675	40110	40620	41130	41565	
5MHz	1 (RB_Pos:0)	20.30	20.38	20.71	20.83	21.89	22.00	20.27	20.69	20.81	21.01	21.86	22.00
	1 (RB_Pos:50)	20.37	20.43	20.42	20.68	20.74	22.00	20.26	20.30	20.55	20.65	20.79	22.00
	1 (RB_Pos:99)	20.06	20.39	20.43	20.76	20.61	22.00	20.13	20.34	20.57	20.68	20.55	22.00
	50 (RB_Pos:0)	20.33	20.33	20.25	20.55	20.56	22.00	20.30	20.35	20.35	20.53	20.54	22.00
	50 (RB_Pos:25)	20.09	20.35	20.25	20.41	20.33	22.00	20.13	20.46	20.38	20.64	20.59	22.00
	50 (RB_Pos:50)	20.26	20.13	20.11	20.32	20.37	22.00	20.24	20.20	20.19	20.42	20.62	22.00
	100 (RB_Pos:0)	20.15	20.23	20.18	20.39	20.36	22.00	20.14	20.31	20.22	20.42	20.36	22.00

8.9.26 Power Reduced Level 2 of LTE Band 41

TDD LTE Band 41													
Bandwidth (MHz)	RB Set	Power (dBm)											
		QPSK					Tune up limit (dBm)	16QAM					Tune up limit (dBm)
	Channel	39750	40185	40620	41055	41490		39750	40185	40620	41055	41490	
20MHz	1 (RB_Pos:0)	18.61	18.68	18.99	19.10	**19.91**	20.00	18.60	18.86	19.15	19.21	19.93	20.00
	1 (RB_Pos:50)	18.48	18.60	18.75	18.86	18.95	20.00	18.43	18.60	18.80	18.93	19.05	20.00
	1 (RB_Pos:99)	18.33	18.59	18.66	18.86	18.73	20.00	18.30	18.56	18.70	19.01	18.88	20.00
	50 (RB_Pos:0)	18.44	18.55	18.50	18.73	18.74	20.00	18.53	18.64	18.60	18.79	18.72	20.00
	50 (RB_Pos:25)	18.25	18.57	18.49	18.64	18.57	20.00	18.27	18.71	18.57	18.77	18.77	20.00
	50 (RB_Pos:50)	18.40	18.47	18.27	18.57	18.70	20.00	18.44	18.53	18.26	18.63	18.81	20.00
	100 (RB_Pos:0)	18.07	18.51	18.35	18.54	18.51	20.00	18.20	18.52	18.38	18.67	18.57	20.00
Bandwidth (MHz)	RB Set	Power (dBm)											
		QPSK					Tune up limit (dBm)	16QAM					Tune up limit (dBm)
	Channel	39725	40160	40620	41080	41515		39725	40160	40620	41080	41515	
15MHz	1 (RB_Pos:0)	18.40	18.55	18.84	18.93	19.89	20.00	18.47	18.85	19.07	19.02	19.85	20.00
	1 (RB_Pos:50)	18.32	18.60	18.61	18.75	18.75	20.00	18.31	18.46	18.68	18.84	18.90	20.00
	1 (RB_Pos:99)	18.30	18.36	18.58	18.68	18.50	20.00	18.25	18.43	18.68	18.93	18.85	20.00
	50 (RB_Pos:0)	18.36	18.33	18.32	18.73	18.61	20.00	18.43	18.39	18.39	18.78	18.48	20.00
	50 (RB_Pos:25)	18.21	18.50	18.40	18.52	18.47	20.00	18.11	18.67	18.39	18.58	18.65	20.00
	50 (RB_Pos:50)	18.26	18.36	18.14	18.57	18.68	20.00	18.41	18.33	18.06	18.51	18.80	20.00
	100 (RB_Pos:0)	18.29	18.42	18.28	18.48	18.46	20.00	18.17	18.30	18.13	18.59	18.34	20.00
Bandwidth (MHz)	RB Set	Power (dBm)											
		QPSK					Tune up	16QAM					Tune up
	Channel	39700	40135	40620	41105	41540		39700	40135	40620	41105	41540	

							limit (dBm)						limit (dBm)
10MHz	1 (RB_Pos:0)	18.42	18.50	18.89	18.86	19.86	20.00	18.47	18.79	19.11	19.04	19.97	20.00
	1 (RB_Pos:50)	18.33	18.49	18.63	18.67	18.92	20.00	18.42	18.47	18.77	18.86	19.01	20.00
	1 (RB_Pos:99)	18.16	18.58	18.49	18.84	18.70	20.00	18.06	18.36	18.50	18.97	18.69	20.00
	50 (RB_Pos:0)	18.36	18.43	18.35	18.64	18.50	20.00	18.28	18.40	18.57	18.61	18.57	20.00
	50 (RB_Pos:25)	18.17	18.44	18.48	18.60	18.39	20.00	18.20	18.64	18.36	18.63	18.66	20.00
	50 (RB_Pos:50)	18.27	18.39	18.19	18.46	18.61	20.00	18.41	18.51	18.11	18.59	18.63	20.00
	100 (RB_Pos:0)	18.03	18.51	18.19	18.31	18.45	20.00	18.16	18.44	18.23	18.58	18.38	20.00
Bandwidth (MHz)	RB Set	Power (dBm)											
		QPSK					Tune up limit (dBm)	16QAM					Tune up limit (dBm)
	Channel	39675	40110	40620	41130	41565		39675	40110	40620	41130	41565	
5MHz	1 (RB_Pos:0)	18.37	18.46	18.91	18.92	19.89	20.00	18.58	18.74	19.03	18.97	19.91	20.00
	1 (RB_Pos:50)	18.29	18.45	18.57	18.83	18.87	20.00	18.36	18.40	18.67	18.82	18.84	20.00
	1 (RB_Pos:99)	18.16	18.40	18.45	18.85	18.65	20.00	18.16	18.45	18.55	18.99	18.73	20.00
	50 (RB_Pos:0)	18.20	18.51	18.45	18.61	18.63	20.00	18.37	18.55	18.37	18.62	18.50	20.00
	50 (RB_Pos:25)	18.06	18.50	18.31	18.42	18.49	20.00	18.16	18.59	18.32	18.65	18.68	20.00
	50 (RB_Pos:50)	18.19	18.37	18.14	18.40	18.68	20.00	18.35	18.30	18.02	18.38	18.57	20.00
	100 (RB_Pos:0)	18.04	18.26	18.19	18.41	18.37	20.00	18.27	18.38	18.28	18.59	18.36	20.00

8.9.27 Power Reduced Level 3&5 of LTE Band 41

TDD LTE Band 41													
Bandwidth (MHz)	RB Set	Power (dBm)											
		QPSK					Tune up limit (dBm)	16QAM					Tune up limit (dBm)
	Channel	39750	40185	40620	41055	41490		39750	40185	40620	41055	41490	
20MHz	1 (RB_Pos:0)	17.38	17.51	17.72	17.86	**18.98**	19.00	17.45	17.66	18.01	18.07	18.96	19.00
	1 (RB_Pos:50)	17.35	17.32	17.64	17.67	17.80	19.00	17.24	17.49	17.65	17.59	17.95	19.00
	1 (RB_Pos:99)	17.02	17.48	17.53	17.51	17.56	19.00	17.03	17.34	17.42	17.82	17.64	19.00
	50 (RB_Pos:0)	17.25	17.26	17.22	17.59	17.49	19.00	17.43	17.50	17.43	17.61	17.41	19.00
	50 (RB_Pos:25)	17.17	17.45	17.14	17.40	17.39	19.00	17.04	17.46	17.25	17.54	17.51	19.00
	50 (RB_Pos:50)	17.19	17.18	17.07	17.30	17.57	19.00	17.23	17.20	17.28	17.46	17.54	19.00
	100 (RB_Pos:0)	17.18	17.29	17.16	17.33	17.40	19.00	17.13	17.34	17.26	17.55	17.46	19.00
Bandwidth (MHz)	RB Set	Power (dBm)											
		QPSK					Tune up limit (dBm)	16QAM					Tune up limit (dBm)
	Channel	39725	40160	40620	41080	41515		39725	40160	40620	41080	41515	
15MHz	1 (RB_Pos:0)	17.45	17.36	17.77	17.98	18.99	19.00	17.35	17.64	17.96	17.96	18.94	19.00
	1 (RB_Pos:50)	17.31	17.36	17.52	17.71	17.78	19.00	17.22	17.40	17.52	17.82	17.81	19.00
	1 (RB_Pos:99)	17.15	17.40	17.43	17.55	17.41	19.00	17.01	17.38	17.39	17.79	17.76	19.00

	50 (RB_Pos:0)	17.23	17.43	17.23	17.60	17.57	19.00	17.32	17.42	17.44	17.57	17.51	19.00
	50 (RB_Pos:25)	17.18	17.34	17.28	17.42	17.41	19.00	17.26	17.52	17.36	17.43	17.57	19.00
	50 (RB_Pos:50)	17.10	17.37	17.06	17.46	17.59	19.00	17.13	17.19	17.11	17.38	17.60	19.00
	100 (RB_Pos:0)	17.20	17.28	17.11	17.35	17.22	19.00	17.03	17.17	17.18	17.40	17.38	19.00
Bandwidth (MHz)	RB Set	Power (dBm)											
		QPSK					Tune up limit (dBm)	16QAM					Tune up limit (dBm)
	Channel	39700	40135	40620	41105	41540		39700	40135	40620	41105	41540	
10MHz	1 (RB_Pos:0)	17.37	17.41	17.80	17.87	18.95	19.00	17.43	17.60	18.04	17.97	18.95	19.00
	1 (RB_Pos:50)	17.23	17.47	17.48	17.62	17.74	19.00	17.19	17.34	17.60	17.74	17.86	19.00
	1 (RB_Pos:99)	17.05	17.44	17.39	17.75	17.57	19.00	17.10	17.43	17.58	17.68	17.55	19.00
	50 (RB_Pos:0)	17.12	17.20	17.29	17.62	17.61	19.00	17.32	17.34	17.38	17.54	17.51	19.00
	50 (RB_Pos:25)	17.15	17.34	17.23	17.51	17.27	19.00	17.12	17.44	17.33	17.56	17.59	19.00
	50 (RB_Pos:50)	17.24	17.34	17.02	17.37	17.58	19.00	17.25	17.21	17.09	17.40	17.53	19.00
	100 (RB_Pos:0)	17.11	17.28	17.15	17.34	17.26	19.00	17.10	17.27	17.13	17.47	17.31	19.00
Bandwidth (MHz)	RB Set	Power (dBm)											
		QPSK					Tune up limit (dBm)	16QAM					Tune up limit (dBm)
	Channel	39675	40110	40620	41130	41565		39675	40110	40620	41130	41565	
5MHz	1 (RB_Pos:0)	17.26	17.37	17.77	17.94	18.94	19.00	17.47	17.71	17.84	17.88	18.92	19.00
	1 (RB_Pos:50)	17.23	17.46	17.64	17.72	17.64	19.00	17.11	17.34	17.48	17.77	17.86	19.00
	1 (RB_Pos:99)	17.04	17.45	17.54	17.51	17.62	19.00	17.17	17.23	17.47	17.79	17.55	19.00
	50 (RB_Pos:0)	17.18	17.28	17.15	17.52	17.58	19.00	17.33	17.38	17.27	17.46	17.61	19.00
	50 (RB_Pos:25)	17.19	17.26	17.29	17.38	17.36	19.00	17.16	17.57	17.25	17.51	17.67	19.00
	50 (RB_Pos:50)	17.12	17.16	17.05	17.41	17.53	19.00	17.26	17.34	17.08	17.39	17.52	19.00
	100 (RB_Pos:0)	17.13	17.35	17.24	17.24	17.25	19.00	17.18	17.20	17.25	17.44	17.29	19.00

8.9.28 Power Reduced Level 1 of LTE Band 41-HPUE

TDD LTE Band 41-HPUE													
Bandwidth (MHz)	RB Set	Power (dBm)											
		QPSK					Tune up limit (dBm)	16QAM					Tune up limit (dBm)
	Channel	39750	40185	40620	41055	41490		39750	40185	40620	41055	41490	
20MHz	1 (RB_Pos:0)	20.46	20.59	20.81	20.84	**21.79**	22.00	20.76	20.79	20.85	20.90	21.79	22.00
	1 (RB_Pos:50)	20.47	20.55	20.56	20.76	20.72	22.00	20.58	20.66	20.78	20.88	20.95	22.00
	1 (RB_Pos:99)	20.53	20.66	20.73	20.62	20.74	22.00	20.57	20.71	20.67	20.88	20.84	22.00
	50 (RB_Pos:0)	20.38	20.58	20.64	20.70	20.51	22.00	20.49	20.50	20.79	20.90	20.97	22.00
	50 (RB_Pos:25)	20.43	20.34	20.62	20.52	20.74	22.00	20.47	20.64	20.64	20.55	20.90	22.00
	50 (RB_Pos:50)	20.53	20.38	20.62	20.63	20.84	22.00	20.62	20.63	20.73	20.62	20.93	22.00
	100 (RB_Pos:0)	20.13	20.34	20.57	20.59	20.49	22.00	20.35	20.46	20.60	20.88	20.75	22.00
Bandwidth	RB Set	Power (dBm)											

(MHz)		QPSK					Tune up limit (dBm)	16QAM					Tune up limit (dBm)
	Channel	39725	40160	40620	41080	41515		39725	40160	40620	41080	41515	
15MHz	1 (RB_Pos:0)	20.40	20.40	20.64	20.86	21.72	22.00	20.69	20.88	20.87	20.93	21.82	22.00
	1 (RB_Pos:50)	20.37	20.62	20.54	20.68	20.58	22.00	20.68	20.69	20.80	20.93	20.78	22.00
	1 (RB_Pos:99)	20.50	20.50	20.76	20.66	20.73	22.00	20.63	20.66	20.67	20.76	20.90	22.00
	50 (RB_Pos:0)	20.47	20.56	20.56	20.66	20.64	22.00	20.55	20.67	20.87	20.99	20.86	22.00
	50 (RB_Pos:25)	20.40	20.59	20.60	20.48	20.75	22.00	20.41	20.70	20.69	20.69	20.78	22.00
	50 (RB_Pos:50)	20.58	20.37	20.70	20.58	20.80	22.00	20.55	20.64	20.63	20.65	21.00	22.00
	100 (RB_Pos:0)	20.29	20.24	20.42	20.75	20.42	22.00	20.49	20.53	20.74	20.94	20.76	22.00
Bandwidth (MHz)	RB Set	Power (dBm)											
		QPSK					Tune up limit (dBm)	16QAM					Tune up limit (dBm)
	Channel	39700	40135	40620	41105	41540		39700	40135	40620	41105	41540	
10MHz	1 (RB_Pos:0)	20.43	20.50	20.82	20.79	21.70	22.00	20.72	20.87	20.83	20.89	21.83	22.00
	1 (RB_Pos:50)	20.53	20.46	20.62	20.76	20.66	22.00	20.56	20.60	20.94	20.92	20.79	22.00
	1 (RB_Pos:99)	20.38	20.62	20.59	20.66	20.67	22.00	20.61	20.53	20.69	20.96	20.88	22.00
	50 (RB_Pos:0)	20.33	20.44	20.58	20.79	20.68	22.00	20.67	20.57	20.74	20.90	21.00	22.00
	50 (RB_Pos:25)	20.46	20.40	20.57	20.38	20.73	22.00	20.65	20.53	20.68	20.68	20.79	22.00
	50 (RB_Pos:50)	20.49	20.57	20.60	20.51	20.65	22.00	20.56	20.75	20.64	20.61	20.94	22.00
	100 (RB_Pos:0)	20.22	20.22	20.62	20.73	20.52	22.00	20.47	20.39	20.76	20.99	20.68	22.00
Bandwidth (MHz)	RB Set	Power (dBm)											
		QPSK					Tune up limit (dBm)	16QAM					Tune up limit (dBm)
	Channel	39675	40110	40620	41130	41565		39675	40110	40620	41130	41565	
5MHz	1 (RB_Pos:0)	20.53	20.43	20.64	20.68	21.67	22.00	20.74	20.74	20.72	20.89	21.75	22.00
	1 (RB_Pos:50)	20.40	20.48	20.62	20.59	20.71	22.00	20.55	20.73	20.84	20.86	20.73	22.00
	1 (RB_Pos:99)	20.46	20.46	20.63	20.56	20.83	22.00	20.58	20.60	20.78	20.74	20.89	22.00
	50 (RB_Pos:0)	20.25	20.50	20.51	20.72	20.53	22.00	20.55	20.50	20.67	20.80	20.78	22.00
	50 (RB_Pos:25)	20.36	20.57	20.74	20.48	20.69	22.00	20.62	20.59	20.84	20.67	20.80	22.00
	50 (RB_Pos:50)	20.54	20.52	20.73	20.61	20.79	22.00	20.61	20.68	20.66	20.72	21.00	22.00
	100 (RB_Pos:0)	20.14	20.24	20.42	20.67	20.48	22.00	20.32	20.49	20.68	20.89	20.71	22.00

8.9.29 Power Reduced Level 2 of LTE Band 41-HPUE

TDD LTE Band 41-HPUE													
Bandwidth (MHz)	RB Set	Power (dBm)											
		QPSK					Tune up limit (dBm)	16QAM					Tune up limit (dBm)
	Channel	39750	40185	40620	41055	41490		39750	40185	40620	41055	41490	
20MHz	1 (RB_Pos:0)	18.69	18.72	18.94	19.03	**19.96**	20.00	18.97	19.00	19.03	19.18	19.87	20.00
	1 (RB_Pos:50)	18.69	18.76	18.86	18.89	18.93	20.00	18.89	18.84	19.08	19.16	19.07	20.00
	1 (RB_Pos:99)	18.69	18.79	18.87	18.77	19.00	20.00	18.82	18.86	18.93	19.06	19.08	20.00
	50 (RB_Pos:0)	18.59	18.71	18.83	18.96	18.81	20.00	18.82	18.81	18.97	19.10	19.10	20.00
	50 (RB_Pos:25)	18.60	18.69	18.88	18.69	18.89	20.00	18.75	18.83	18.96	18.87	19.01	20.00
	50 (RB_Pos:50)	18.73	18.71	18.88	18.77	18.99	20.00	18.84	18.95	18.93	18.84	19.27	20.00
	100 (RB_Pos:0)	18.47	18.56	18.72	18.91	18.72	20.00	18.64	18.71	18.94	19.13	18.92	20.00
Bandwidth (MHz)	RB Set	Power (dBm)											
		QPSK					Tune up limit (dBm)	16QAM					Tune up limit (dBm)
	Channel	39725	40160	40620	41080	41515		39725	40160	40620	41080	41515	
15MHz	1 (RB_Pos:0)	18.67	18.77	18.81	19.04	19.87	20.00	18.80	18.84	19.19	19.17	19.85	20.00
	1 (RB_Pos:50)	18.58	18.70	18.78	18.81	19.01	20.00	18.93	18.96	19.11	19.06	19.11	20.00
	1 (RB_Pos:99)	18.59	18.75	18.84	18.77	18.95	20.00	18.99	18.91	19.00	18.87	19.18	20.00
	50 (RB_Pos:0)	18.60	18.72	18.86	18.90	18.89	20.00	18.78	18.80	19.01	19.22	18.91	20.00
	50 (RB_Pos:25)	18.49	18.70	18.79	18.70	18.94	20.00	18.87	18.88	19.00	18.86	18.95	20.00
	50 (RB_Pos:50)	18.79	18.70	18.93	18.68	19.07	20.00	18.93	18.99	19.16	18.88	19.27	20.00
	100 (RB_Pos:0)	18.40	18.58	18.64	18.78	18.59	20.00	18.70	18.67	18.84	18.99	18.87	20.00
Bandwidth (MHz)	RB Set	Power (dBm)											
		QPSK					Tune up limit (dBm)	16QAM					Tune up limit (dBm)
	Channel	39700	40135	40620	41105	41540		39700	40135	40620	41105	41540	
10MHz	1 (RB_Pos:0)	18.71	18.62	18.91	18.88	19.88	20.00	18.98	19.00	19.21	19.23	19.85	20.00
	1 (RB_Pos:50)	18.76	18.75	18.94	18.85	18.78	20.00	18.83	18.94	18.95	19.12	19.14	20.00
	1 (RB_Pos:99)	18.67	18.83	18.89	18.79	19.00	20.00	18.96	18.93	19.04	18.97	19.26	20.00
	50 (RB_Pos:0)	18.60	18.71	18.90	18.90	18.81	20.00	18.82	18.97	19.03	19.21	19.00	20.00
	50 (RB_Pos:25)	18.64	18.59	18.96	18.65	18.98	20.00	18.83	18.82	19.11	18.83	19.08	20.00
	50 (RB_Pos:50)	18.80	18.62	18.88	18.65	18.94	20.00	18.79	18.91	19.14	19.07	19.28	20.00
	100 (RB_Pos:0)	18.34	18.44	18.70	18.82	18.66	20.00	18.63	18.63	18.93	19.15	18.96	20.00
Bandwidth (MHz)	RB Set	Power (dBm)											
		QPSK					Tune up limit (dBm)	16QAM					Tune up limit (dBm)
	Channel	39675	40110	40620	41130	41565		39675	40110	40620	41130	41565	
5MHz	1 (RB_Pos:0)	18.55	18.70	18.85	19.04	19.84	20.00	18.92	18.99	19.15	19.17	19.96	20.00
	1 (RB_Pos:50)	18.58	18.74	18.72	18.98	18.91	20.00	18.81	19.03	19.10	19.06	19.08	20.00

	1 (RB_Pos:99)	18.54	18.84	18.76	18.64	18.97	20.00	18.89	19.07	19.09	18.98	19.28	20.00
	50 (RB_Pos:0)	18.46	18.61	18.71	18.89	18.91	20.00	18.79	19.00	18.96	19.26	18.97	20.00
	50 (RB_Pos:25)	18.56	18.70	18.79	18.78	18.98	20.00	18.79	18.75	19.09	18.78	19.01	20.00
	50 (RB_Pos:50)	18.71	18.68	18.86	18.76	19.05	20.00	19.03	18.81	19.06	18.85	19.07	20.00
	100 (RB_Pos:0)	18.48	18.43	18.76	18.85	18.62	20.00	18.69	18.85	18.86	19.21	18.78	20.00

8.9.30 Power Reduced Level 3&5 of LTE Band 41-HPUE

TDD LTE Band 41-HPUE													
Bandwidth (MHz)	RB Set	Power (dBm)											
		QPSK					Tune up limit (dBm)	16QAM					Tune up limit (dBm)
	Channel	39750	40185	40620	41055	41490		39750	40185	40620	41055	41490	
20MHz	1 (RB_Pos:0)	17.55	17.45	17.65	17.68	**18.78**	19.00	17.71	17.85	17.77	18.06	18.78	19.00
	1 (RB_Pos:50)	17.38	17.44	17.75	17.74	17.82	19.00	17.56	17.53	17.74	17.87	17.73	19.00
	1 (RB_Pos:99)	17.49	17.67	17.59	17.58	17.73	19.00	17.53	17.67	17.58	17.85	17.85	19.00
	50 (RB_Pos:0)	17.29	17.52	17.61	17.63	17.62	19.00	17.54	17.47	17.76	17.76	17.90	19.00
	50 (RB_Pos:25)	17.31	17.59	17.53	17.53	17.60	19.00	17.43	17.62	17.75	17.61	17.77	19.00
	50 (RB_Pos:50)	17.44	17.48	17.71	17.58	17.74	19.00	17.53	17.83	17.70	17.65	18.15	19.00
	100 (RB_Pos:0)	17.12	17.27	17.49	17.75	17.59	19.00	17.36	17.42	17.83	17.79	17.60	19.00
Bandwidth (MHz)	RB Set	Power (dBm)											
		QPSK					Tune up limit (dBm)	16QAM					Tune up limit (dBm)
	Channel	39725	40160	40620	41080	41515		39725	40160	40620	41080	41515	
15MHz	1 (RB_Pos:0)	17.44	17.61	17.80	17.69	18.73	19.00	17.64	17.76	17.90	17.91	18.84	19.00
	1 (RB_Pos:50)	17.34	17.57	17.69	17.76	17.74	19.00	17.69	17.56	17.74	17.99	17.74	19.00
	1 (RB_Pos:99)	17.45	17.64	17.64	17.54	17.73	19.00	17.65	17.52	17.63	17.84	17.84	19.00
	50 (RB_Pos:0)	17.47	17.61	17.68	17.85	17.68	19.00	17.49	17.59	17.70	17.88	17.98	19.00
	50 (RB_Pos:25)	17.29	17.38	17.76	17.51	17.58	19.00	17.59	17.65	17.65	17.64	17.69	19.00
	50 (RB_Pos:50)	17.48	17.60	17.58	17.45	17.87	19.00	17.64	17.84	17.73	17.73	17.98	19.00
	100 (RB_Pos:0)	17.34	17.43	17.37	17.77	17.50	19.00	17.50	17.56	17.72	17.78	17.79	19.00
Bandwidth (MHz)	RB Set	Power (dBm)											
		QPSK					Tune up limit (dBm)	16QAM					Tune up limit (dBm)
	Channel	39700	40135	40620	41105	41540		39700	40135	40620	41105	41540	
10MHz	1 (RB_Pos:0)	17.52	17.59	17.75	17.90	18.62	19.00	17.74	17.89	17.81	17.90	18.75	19.00
	1 (RB_Pos:50)	17.53	17.42	17.66	17.78	17.82	19.00	17.63	17.72	17.93	17.89	17.77	19.00
	1 (RB_Pos:99)	17.42	17.61	17.54	17.49	17.67	19.00	17.50	17.63	17.60	17.86	17.75	19.00
	50 (RB_Pos:0)	17.48	17.49	17.60	17.81	17.68	19.00	17.50	17.62	17.77	18.00	17.98	19.00
	50 (RB_Pos:25)	17.35	17.53	17.57	17.40	17.63	19.00	17.42	17.69	17.64	17.62	17.84	19.00
	50 (RB_Pos:50)	17.44	17.56	17.73	17.59	17.70	19.00	17.63	17.79	17.75	17.50	18.02	19.00
	100 (RB_Pos:0)	17.31	17.29	17.56	17.79	17.45	19.00	17.42	17.41	17.84	17.81	17.65	19.00

Bandwidth (MHz)	RB Set	Power (dBm)											
		QPSK					Tune up limit (dBm)	16QAM					Tune up limit (dBm)
	Channel	39675	40110	40620	41130	41565		39675	40110	40620	41130	41565	
5MHz	1 (RB_Pos:0)	17.58	17.52	17.83	17.80	18.77	19.00	17.84	17.87	17.79	18.00	18.85	19.00
	1 (RB_Pos:50)	17.42	17.53	17.55	17.58	17.82	19.00	17.79	17.54	17.87	17.86	17.97	19.00
	1 (RB_Pos:99)	17.59	17.66	17.55	17.61	17.87	19.00	17.57	17.59	17.70	17.94	17.74	19.00
	50 (RB_Pos:0)	17.38	17.42	17.60	17.75	17.66	19.00	17.65	17.70	17.76	17.91	17.85	19.00
	50 (RB_Pos:25)	17.27	17.43	17.73	17.38	17.66	19.00	17.47	17.71	17.68	17.57	17.83	19.00
	50 (RB_Pos:50)	17.46	17.56	17.74	17.47	17.77	19.00	17.67	17.79	17.75	17.64	17.96	19.00
	100 (RB_Pos:0)	17.21	17.45	17.50	17.60	17.43	19.00	17.51	17.46	17.79	17.96	17.78	19.00

8.9.31 Power Reduced Level 4 of LTE Band 41-HPUE

TDD LTE Band 41-HPUE													
Bandwidth (MHz)	RB Set	Power (dBm)											
		QPSK					Tune up limit (dBm)	16QAM					Tune up limit (dBm)
	Channel	39750	40185	40620	41055	41490		39750	40185	40620	41055	41490	
20MHz	1 (RB_Pos:0)	23.44	23.56	23.64	23.71	**24.11**	24.50	23.64	23.71	23.92	23.89	24.06	24.50
	1 (RB_Pos:50)	23.37	23.49	23.50	23.48	23.46	24.50	23.43	23.56	23.49	23.61	23.52	24.50
	1 (RB_Pos:99)	23.35	23.32	23.31	23.53	23.64	24.50	23.49	23.71	23.36	23.50	23.69	24.50
	50 (RB_Pos:0)	23.37	23.59	23.48	23.55	23.41	24.50	23.34	23.70	23.54	23.58	23.55	24.50
	50 (RB_Pos:25)	23.49	23.54	23.40	23.45	23.66	24.50	23.60	23.59	23.71	23.50	23.60	24.50
	50 (RB_Pos:50)	23.32	23.62	23.67	23.59	23.44	24.50	23.66	23.59	23.58	23.57	23.46	24.50
	100 (RB_Pos:0)	23.38	23.53	23.60	23.30	23.56	24.50	23.30	23.57	23.64	23.54	23.33	24.50
Bandwidth (MHz)	RB Set	Power (dBm)											
		QPSK					Tune up limit (dBm)	16QAM					Tune up limit (dBm)
	Channel	39725	40160	40620	41080	41515		39725	40160	40620	41080	41515	
15MHz	1 (RB_Pos:0)	23.54	23.47	23.79	23.72	23.88	24.50	23.62	23.59	23.96	23.83	24.09	24.50
	1 (RB_Pos:50)	23.37	23.58	23.67	23.43	23.44	24.50	23.36	23.45	23.55	23.58	23.69	24.50
	1 (RB_Pos:99)	23.45	23.52	23.30	23.51	23.55	24.50	23.67	23.65	23.59	23.44	23.60	24.50
	50 (RB_Pos:0)	23.35	23.63	23.58	23.53	23.48	24.50	23.52	23.69	23.56	23.68	23.43	24.50
	50 (RB_Pos:25)	23.44	23.51	23.45	23.40	23.68	24.50	23.40	23.53	23.53	23.59	23.64	24.50
	50 (RB_Pos:50)	23.27	23.57	23.62	23.44	23.42	24.50	23.53	23.63	23.57	23.63	23.40	24.50
	100 (RB_Pos:0)	23.50	23.58	23.56	23.29	23.37	24.50	23.37	23.76	23.52	23.42	23.50	24.50
Bandwidth (MHz)	RB Set	Power (dBm)											
		QPSK					Tune up limit (dBm)	16QAM					Tune up limit (dBm)
	Channel	39700	40135	40620	41105	41540		39700	40135	40620	41105	41540	

10MHz	1 (RB_Pos:0)	23.52	23.38	23.74	23.84	24.10	24.50	23.65	23.61	23.78	23.91	24.10	24.50
	1 (RB_Pos:50)	23.49	23.60	23.45	23.57	23.38	24.50	23.41	23.62	23.56	23.50	23.56	24.50
	1 (RB_Pos:99)	23.43	23.34	23.32	23.48	23.54	24.50	23.49	23.51	23.49	23.55	23.60	24.50
	50 (RB_Pos:0)	23.40	23.48	23.40	23.50	23.46	24.50	23.41	23.62	23.71	23.65	23.34	24.50
	50 (RB_Pos:25)	23.52	23.71	23.51	23.41	23.64	24.50	23.49	23.50	23.51	23.61	23.84	24.50
	50 (RB_Pos:50)	23.45	23.62	23.46	23.56	23.54	24.50	23.61	23.51	23.61	23.66	23.47	24.50
	100 (RB_Pos:0)	23.38	23.51	23.48	23.28	23.33	24.50	23.45	23.66	23.57	23.59	23.54	24.50
Bandwidth (MHz)	RB Set	Power (dBm)											
		QPSK					Tune up limit (dBm)	16QAM					Tune up limit (dBm)
	Channel	39675	40110	40620	41130	41565		39675	40110	40620	41130	41565	
5MHz	1 (RB_Pos:0)	23.50	23.55	23.76	23.74	23.92	24.50	23.61	23.58	23.76	23.78	23.93	24.50
	1 (RB_Pos:50)	23.52	23.49	23.44	23.49	23.42	24.50	23.49	23.50	23.47	23.54	23.60	24.50
	1 (RB_Pos:99)	23.54	23.56	23.41	23.38	23.64	24.50	23.57	23.69	23.37	23.52	23.56	24.50
	50 (RB_Pos:0)	23.46	23.51	23.39	23.36	23.30	24.50	23.37	23.52	23.71	23.71	23.48	24.50
	50 (RB_Pos:25)	23.46	23.50	23.46	23.39	23.48	24.50	23.61	23.64	23.64	23.45	23.69	24.50
	50 (RB_Pos:50)	23.35	23.50	23.46	23.51	23.60	24.50	23.48	23.65	23.61	23.72	23.52	24.50
	100 (RB_Pos:0)	23.39	23.54	23.46	23.37	23.45	24.50	23.38	23.67	23.74	23.58	23.51	24.50

8.9.32 Power Reduced Level 1&2 of 2.4G WIFI

Band (GHz)	Mode	Channel	Freq. (MHz)	Conducted Power (dBm)	Tune-up Limit (dBm)	SAR Test Require.
2.4 (2.4~2.4835)	802.11b	1	2412	10.92	12.00	No
		6	2437	**11.47**	12.00	Yes
		11	2462	11.21	12.00	No
	802.11g	1	2412	9.95	11.00	No
		6	2437	10.27	11.00	No
		11	2462	10.16	11.00	No
	802.11n(HT20)	1	2412	9.29	11.00	No
		6	2437	9.47	11.00	No
		11	2462	9.49	11.00	No

8.9.33 Power Reduced Level 1&2 of 5G WIFI

Band (GHz)	Mode	Channel	Freq. (MHz)	Conducted Power (dBm)	Tune-up Limit (dBm)	SAR Test Require.
5.2 (5.15~5.25)	802.11a	36	5180	10.28	11.50	No
		44	5220	10.40	11.50	No
		48	5240	10.23	11.50	No
	802.11n(HT20)	36	5180	10.33	11.50	No
		44	5220	10.11	11.50	No
		48	5240	10.36	11.50	No
	802.11n(HT40)	38	5190	**10.56**	11.50	Yes
		46	5230	10.45	11.50	No
	802.11ac(VHT20)	36	5180	10.29	11.50	No
		44	5220	10.13	11.50	No
		48	5240	10.18	11.50	No
	802.11ac(VHT40)	38	5190	10.54	11.50	No
		46	5230	10.43	11.50	No
	802.11ac(VHT80)	42	5210	10.13	11.00	No
5.3 (5.25~5.35)	802.11a	52	5260	10.21	11.50	No
		60	5300	10.09	11.50	No
		64	5320	10.08	11.50	No
	802.11n(HT20)	52	5260	10.16	11.50	No
		60	5300	10.10	11.50	No
		64	5320	10.15	11.50	No
	802.11n(HT40)	54	5270	**10.37**	11.50	Yes
		62	5310	10.10	11.50	No
	802.11ac(VHT20)	52	5260	10.31	11.50	No
		60	5300	10.19	11.50	No
		64	5320	10.03	11.50	No

	802.11ac(VHT40)	54	5270	10.51	11.50	No
		62	5310	10.09	11.50	No
	802.11ac(VHT80)	58	5290	9.80	11.00	No
5.6 (5.47~5.725)	802.11a	100	5500	11.19	11.50	No
		116	5580	11.23	11.50	No
		140	5700	11.01	11.50	No
	802.11n(HT20)	100	5500	10.89	11.50	No
		116	5580	11.09	11.50	No
		140	5700	10.89	11.50	No
	802.11n(HT40)	102	5510	11.18	11.50	Yes
		118	5590	**11.41**	11.50	Yes
		134	5670	11.32	11.50	No
	802.11ac(VHT20)	100	5500	10.89	11.50	No
		116	5580	10.93	11.50	No
		140	5700	10.90	11.50	No
	802.11ac(VHT40)	102	5510	11.01	11.50	No
		118	5590	10.99	11.50	No
		134	5670	10.78	11.50	No
	802.11ac(VHT80)	106	5530	10.42	11.00	No
		122	5610	10.39	11.00	No
5.8 (5.725~5.850)	802.11a	149	5745	10.94	11.50	No
		157	5785	11.01	11.50	No
		165	5825	11.22	11.50	No
	802.11n(HT20)	149	5745	10.96	11.50	No
		157	5785	10.92	11.50	No
		165	5825	11.15	11.50	No
	802.11n(HT40)	151	5755	11.05	11.50	No
		159	5795	**11.20**	11.50	Yes
	802.11ac(VHT20)	149	5745	10.97	11.50	No
		157	5785	10.96	11.50	No
		165	5825	11.06	11.50	No
	802.11ac(VHT40)	151	5755	10.84	11.50	No
		159	5795	10.98	11.50	No
	802.11ac(VHT80)	155	5775	10.45	11.00	No

9 EUT ANTENNA LOCATION SKETCH

Please refer to internal photo document “BL-SZ2040775-AI”.

Antenna	Description	Support Bands
Up Antenna	2/3/4G WWAN TX Antenna	GSM 850; WCDMA Band2/54/5; CDMA BC0; LTE Band 2/4/5/7/26/38/41
Down Antenna	2/3/4G WWAN TX Antenna	GSM 850/1900; WCDMA Band2/54/5; CDMA BC0; LTE Band 2/4/5/7/26/38/41
WLAN/BT Antenna	WLAN/BT TX Antenna	2.4G WLAN; 5G WLAN; Bluetooth
Note1: Two WWAN TX antennas for certain frequency band can switch automatically, but only one antenna can transmit at same time. Note2: GSM 1900 band only support the Down Antenna.		

9.1 SAR Test Exclusion Consider Table

According with FCC KDB 447498 D01, Appendix A, <SAR Test Exclusion Thresholds for 100 MHz – 6 GHz and ≤ 50 mm> Table, this Device SAR test configurations consider as following :

WWAN Up Antenna

Band	Mode	Max. Peak Power		Test Position Configurations					
		dBm	mW	Head	Front/ Back	Left Edge	Right Edge	Top Edge	Bottom Edge
GSM 850	Distance to User			<5mm	<5mm	24mm	<5mm	<5mm	151mm
	Voice	33.50	2238.72	Yes	Yes	No	No	No	No
	Data	33.50	2238.72	Yes	Yes	Yes	Yes	Yes	No
WCDMA Band 2	Distance to User			<5mm	<5mm	24mm	<5mm	<5mm	151mm
	RMC	24.00	251.19	Yes	Yes	Yes	Yes	Yes	No
WCDMA Band 4	Distance to User			<5mm	<5mm	24mm	<5mm	<5mm	151mm
	RMC	24.00	251.19	Yes	Yes	Yes	Yes	Yes	No
WCDMA Band 5	Distance to User			<5mm	<5mm	24mm	<5mm	<5mm	151mm
	RMC	25.00	316.23	Yes	Yes	Yes	Yes	Yes	No
CDMA BC0	Distance to User			<5mm	<5mm	24mm	<5mm	<5mm	151mm
	1xRTT	25.00	316.23	Yes	Yes	Yes	Yes	Yes	No
LTE Band 2	Distance to User			<5mm	<5mm	24mm	<5mm	<5mm	151mm
	QPSK	24.50	281.84	Yes	Yes	Yes	Yes	Yes	No
LTE Band 4	Distance to User			<5mm	<5mm	24mm	<5mm	<5mm	151mm
	QPSK	24.50	281.84	Yes	Yes	Yes	Yes	Yes	No
LTE Band 5	Distance to User			<5mm	<5mm	24mm	<5mm	<5mm	151mm
	QPSK	25.00	316.23	Yes	Yes	Yes	Yes	Yes	No
LTE Band 7	Distance to User			<5mm	<5mm	24mm	<5mm	<5mm	151mm
	QPSK	24.00	251.19	Yes	Yes	Yes	Yes	Yes	No
LTE Band 26	Distance to User			<5mm	<5mm	24mm	<5mm	<5mm	151mm
	QPSK	25.00	316.23	Yes	Yes	Yes	Yes	Yes	No
LTE Band 38	Distance to User			<5mm	<5mm	24mm	<5mm	<5mm	151mm
	QPSK	24.50	281.84	Yes	Yes	Yes	Yes	Yes	No
LTE Band 41	Distance to User			<5mm	<5mm	24mm	<5mm	<5mm	151mm
	QPSK	26.00	398.11	Yes	Yes	Yes	Yes	Yes	No

WWAN Down Antenna

Band	Mode	Max. Peak Power		Test Position Configurations					
		dBm	mW	Head	Front/ Back	Left Edge	Right Edge	Top Edge	Bottom Edge
GSM 850	Distance to User			<5mm	<5mm	<5mm	<5mm	153mm	<5mm
	Voice	33.50	2238.72	Yes	Yes	No	No	No	No
	Data	33.50	2238.72	Yes	Yes	Yes	Yes	No	Yes
GSM 1900	Distance to User			<5mm	<5mm	<5mm	<5mm	153mm	<5mm
	Voice	30.50	1122.02	Yes	Yes	No	No	No	No
	Data	30.50	1122.02	Yes	Yes	Yes	Yes	No	Yes
WCDMA Band 2	Distance to User			<5mm	<5mm	<5mm	<5mm	153mm	<5mm
	RMC	24.00	251.19	Yes	Yes	Yes	Yes	No	Yes
WCDMA Band 4	Distance to User			<5mm	<5mm	<5mm	<5mm	153mm	<5mm
	RMC	24.00	251.19	Yes	Yes	Yes	Yes	No	Yes
WCDMA Band 5	Distance to User			<5mm	<5mm	<5mm	<5mm	153mm	<5mm
	RMC	25.00	316.23	Yes	Yes	Yes	Yes	No	Yes
CDMA BC0	Distance to User			<5mm	<5mm	<5mm	<5mm	153mm	<5mm
	1xRTT	25.00	316.23	Yes	Yes	Yes	Yes	No	Yes
LTE Band 2	Distance to User			<5mm	<5mm	<5mm	<5mm	153mm	<5mm
	QPSK	24.50	281.84	Yes	Yes	Yes	Yes	No	Yes
LTE Band 4	Distance to User			<5mm	<5mm	<5mm	<5mm	153mm	<5mm
	QPSK	24.50	281.84	Yes	Yes	Yes	Yes	No	Yes
LTE Band 5	Distance to User			<5mm	<5mm	<5mm	<5mm	153mm	<5mm
	QPSK	25.00	316.23	Yes	Yes	Yes	Yes	No	Yes
LTE Band 7	Distance to User			<5mm	<5mm	<5mm	<5mm	153mm	<5mm
	QPSK	24.00	251.19	Yes	Yes	Yes	Yes	No	Yes
LTE Band 26	Distance to User			<5mm	<5mm	<5mm	<5mm	153mm	<5mm
	QPSK	25.00	316.23	Yes	Yes	Yes	Yes	No	Yes
LTE Band 38	Distance to User			<5mm	<5mm	<5mm	<5mm	153mm	<5mm
	QPSK	24.50	281.84	Yes	Yes	Yes	Yes	No	Yes
LTE Band 41	Distance to User			<5mm	<5mm	<5mm	<5mm	153mm	<5mm
	QPSK	26.00	398.11	Yes	Yes	Yes	Yes	No	Yes

WLAN and Bluetooth

Band	Mode	Max. Peak Power		Test Position Configurations					
		dBm	mW	Head	Front/ Back	Left Edge	Right Edge	Top Edge	Bottom Edge
2.4G WLAN	Distance to User			<5mm	<5mm	<5mm	55mm	<5mm	130mm
	802.11b	19.00	79.43	Yes	Yes	Yes	Yes	Yes	No
	802.11g	18.00	63.10	Yes	Yes	Yes	Yes	Yes	No
	802.11n(HT20)	18.00	63.10	Yes	Yes	Yes	Yes	Yes	No
5.2G WLAN	Distance to User			<5mm	<5mm	<5mm	55mm	<5mm	130mm
	802.11a	17.00	50.12	Yes	Yes	Yes	Yes	Yes	No
	802.11n(HT20)	17.00	50.12	Yes	Yes	Yes	Yes	Yes	No
	802.11n(HT40)	17.00	50.12	Yes	Yes	Yes	Yes	Yes	No
	802.11ac(VHT20)	17.00	50.12	Yes	Yes	Yes	Yes	Yes	No
	802.11ac(VHT40)	17.00	50.12	Yes	Yes	Yes	Yes	Yes	No
	802.11ac(VHT80)	16.50	44.67	Yes	Yes	Yes	Yes	Yes	No
5.3G WLAN	Distance to User			<5mm	<5mm	<5mm	55mm	<5mm	130mm
	802.11a	17.00	50.12	Yes	Yes	Yes	Yes	Yes	No
	802.11n(HT20)	17.00	50.12	Yes	Yes	Yes	Yes	Yes	No
	802.11n(HT40)	17.00	50.12	Yes	Yes	Yes	Yes	Yes	No
	802.11ac(VHT20)	17.00	50.12	Yes	Yes	Yes	Yes	Yes	No
	802.11ac(VHT40)	17.00	50.12	Yes	Yes	Yes	Yes	Yes	No
	802.11ac(VHT80)	16.50	44.67	Yes	Yes	Yes	Yes	Yes	No
5.6G WLAN	Distance to User			<5mm	<5mm	<5mm	55mm	<5mm	130mm
	802.11a	17.00	50.12	Yes	Yes	Yes	Yes	Yes	No
	802.11n(HT20)	17.00	50.12	Yes	Yes	Yes	Yes	Yes	No
	802.11n(HT40)	17.00	50.12	Yes	Yes	Yes	Yes	Yes	No
	802.11ac(VHT20)	17.00	50.12	Yes	Yes	Yes	Yes	Yes	No
	802.11ac(VHT40)	17.00	50.12	Yes	Yes	Yes	Yes	Yes	No
	802.11ac(VHT80)	16.50	44.67	Yes	Yes	Yes	Yes	Yes	No
5.8G WLAN	Distance to User			<5mm	<5mm	<5mm	55mm	<5mm	130mm
	802.11a	17.00	50.12	Yes	Yes	Yes	Yes	Yes	No
	802.11n(HT20)	17.00	50.12	Yes	Yes	Yes	Yes	Yes	No
	802.11n(HT40)	17.00	50.12	Yes	Yes	Yes	Yes	Yes	No
	802.11ac(VHT20)	17.00	50.12	Yes	Yes	Yes	Yes	Yes	No
	802.11ac(VHT40)	17.00	50.12	Yes	Yes	Yes	Yes	Yes	No
	802.11ac(VHT80)	16.50	44.67	Yes	Yes	Yes	Yes	Yes	No
Bluetooth	Distance to User			<5mm	<5mm	<5mm	55mm	<5mm	130mm
	BR/EDR	10.50	11.22	Yes	Yes	Yes	Yes	Yes	No
	BLE	6.00	3.98	Yes	Yes	Yes	Yes	Yes	No

Note:

5. Maximum power is the source-based time-average power and represents the maximum RF output power among production units.
6. Per KDB 447498 D01, for larger devices, the test separation distance of adjacent edge configuration is determined by the closest separation between the antenna and the user.
7. Per KDB 447498 D01, standalone SAR test exclusion threshold is applied; If the distance of the antenna to the user is < 5mm, 5mm is used to determine SAR exclusion threshold
8. Per KDB 447498 D01, the 1-g and 10-g SAR test exclusion thresholds for 100 MHz to 6 GHz at test separation distances ≤ 50 mm are determined by:
   [(max. power of channel, including tune-up tolerance, mW)/(min. test separation distance, mm)] ·[√f(GHz)] ≤ 3.0 for 1-g SAR and ≤ 7.5 for 10-g extremity SAR
   a. f(GHz) is the RF channel transmit frequency in GHz
   b. Power and distance are rounded to the nearest mW and mm before calculation
   c. The result is rounded to one decimal place for comparison
   d. For < 50 mm distance, we just calculate mW of the exclusion threshold value (3.0) to do compare.

   This formula is [3.0] / [√f(GHz)] ·[(min. test separation distance, mm)] = exclusion threshold of mW.
9. Per KDB 447498 D01, at 100 MHz to 6 GHz and for test separation distances > 50 mm, the SAR test exclusion threshold is determined according to the following:
   a. [Threshold at 50 mm in step 1) + (test separation distance - 50 mm)·(f(MHz)/150)] mW, at 100 MHz to 1500 MHz
   b. [Threshold at 50 mm in step 1) + (test separation distance - 50 mm)·10] mW at > 1500 MHz and ≤ 6 GHz
10. Per KDB 941225 D01, When the maximum output power and tune-up tolerance specified for production units in a secondary mode is ≤ 1/4 dB higher than the primary mode or when the highest reported SAR of the primary mode is scaled by the ratio of specified maximum output power and tune-up tolerance of secondary to primary mode and the adjusted SAR is ≤ 1.2 W/kg, SAR measurement is not required for the secondary mode.
11. Per KDB 941225 D05, SAR test reduction is applied using the following criteria:
    a. Start with the largest channel bandwidth and measure SAR for QPSK with 1 RB, and 50% RB allocation, using the RB offset and required test channel combination with the highest maximum output power among RB offsets at the upper edge, middle and lower edge of each required test channel.
    b. When the reported SAR is > 0.8 W/kg, testing for other Channels is performed at the highest output power level for 1RB, and 50% RB configuration for that channel.
    c. Testing for 100% RB configuration is performed at the highest output power level for 100% RB configuration across the Low, Mid and High Channel when the highest reported SAR for 1 RB and 50% RB are > 0.8 W/kg. Testing for the remaining required channels is not needed because the reported SAR for 100% RB Allocation < 1.45 W/kg.
    d. Testing for 16-QAM modulation is not required because the reported SAR for QPSK is < 1.45 W/Kg and its output power is not more than 0.5 dB higher than that of QPSK.
    e. Testing for the other channel bandwidths is not required because the reported SAR for the highest channel bandwidth is < 1.45 W/Kg and its output power is not more than 0.5 dB higher than that of the highest channel bandwidth.
12. Per KDB 248227 D01 SAR is not required for the following 2.4 GHz OFDM conditions.
    a. When the reported SAR of the highest measured maximum output power channel for the exposure configuration is ≤ 0.8 W/kg, no further SAR testing is required for 802.11b DSSS in that exposure configuration.
    b. When the reported SAR is > 0.8 W/kg, SAR is required for that exposure configuration using the next highest measured output power channel. When any reported SAR is > 1.2 W/kg, SAR is required for the third channel.
13. Per KDB 248227 D01 SAR is not required for the following 2.4 GHz OFDM conditions.
    a. When KDB Publication 447498 D01 SAR test exclusion applies to the OFDM configuration.
    b. When the highest reported SAR for DSSS is adjusted by the ratio of OFDM to DSSS specified maximum output

power and the adjusted SAR is ≤ 1.2 W/kg.

14. Per KDB 248227 D01 SAR is not required for the following U-NII-1 and U-NII-2A bands conditions.
    a. When the same maximum output power is specified for both bands, begin SAR measurement in U-NII-2A band by applying the OFDM SAR requirements. If the highest reported SAR for a test configuration is ≤ 1.2 W/kg, SAR is not required for U-NII-1 band for that configuration (802.11 mode and exposure condition); otherwise, each band is tested independently for SAR.
    b. When different maximum output power is specified for the bands, begin SAR measurement in the band with higher specified maximum output power. The highest reported SAR for the tested configuration is adjusted by the ratio of lower to higher specified maximum output power for the two bands. When the adjusted SAR is ≤ 1.2 W/kg, SAR is not required for the band with lower maximum output power in that test configuration; otherwise, each band is tested independently for SAR.
15. Per KDB 248227 D01 5G WLAN Subsequent Test Configuration Procedures

    SAR measurement requirements for the remaining 802.11 transmission mode configurations that have not been tested in the initial test configuration are determined separately for each standalone and aggregated frequency band, in each exposure condition, according to the maximum output power specified for production units.
    a. When SAR test exclusion provisions of KDB Publication 447498 D01 are applicable and SAR measurement is not required for the initial test configuration, SAR is also not required for the next highest maximum output power transmission mode subsequent test configuration(s) in that frequency band or aggregated band and exposure configuration.
    b. When the highest reported SAR for the initial test configuration (when applicable, include subsequent highest output channels), according to the initial test position or fixed exposure position requirements, is adjusted by the ratio of the subsequent test configuration to initial test configuration specified maximum output power and the adjusted SAR is ≤ 1.2 W/kg, SAR is not required for that subsequent test configuration.

10 TEST RESULTS

10.1 GSM 850

Antenna	Power Reduction	Mode	Position	Dist. (mm)	Ch.	Freq. (MHz)	Power Drift (%)	1g Meas SAR (W/kg)	Meas. Power (dBm)	Max. tune-up power (dBm)	Scaling Factor	1g Scaled SAR (W/kg)	Meas. No.
Head													
Up	Level1&2	GPRS (2slots)	Left Cheek	0	128	824.20	0.41	0.306	29.46	30.00	1.132	0.347	/
	Level1&2		Left Tilt	0	128	824.20	0.11	0.252	29.46	30.00	1.132	0.285	/
	Level1&2		Right Cheek	0	128	824.20	-1.42	0.381	29.46	30.00	1.132	**0.431**	1#
	Level1&2		Right Tilt	0	128	824.20	0.22	0.276	29.46	30.00	1.132	0.313	/
Down	Off	GPRS (2slots)	Left Cheek	0	251	848.80	2.33	0.063	31.15	31.50	1.084	0.068	/
	Off		Left Tilt	0	251	848.80	0.31	0.029	31.15	31.50	1.084	0.031	/
	Off		Right Cheek	0	251	848.80	0.33	0.062	31.15	31.50	1.084	0.067	/
	Off		Right Tilt	0	251	848.80	-0.86	0.031	31.15	31.50	1.084	0.034	/
Body-worn Accessory													
Up	Off	Voice	Front Side	15	251	848.80	4.15	0.065	33.45	33.50	1.012	0.066	/
	Off		Back Side	15	251	848.80	1.36	0.083	33.45	33.50	1.012	0.084	/
	Off	GPRS (2slots)	Front Side	15	251	848.80	1.43	0.073	31.15	31.50	1.084	0.079	/
	Off		Back Side	15	251	848.80	1.53	0.096	31.15	31.50	1.084	**0.104**	2#
Down	Off	Voice	Front Side	15	251	848.80	2.83	0.051	33.45	33.50	1.012	0.052	/
	Off		Back Side	15	251	848.80	-3.96	0.079	33.45	33.50	1.012	0.080	/
	Off	GPRS (2slots)	Front Side	15	251	848.80	2.26	0.053	31.15	31.50	1.084	0.057	/
	Off		Back Side	15	251	848.80	-1.63	0.081	31.15	31.50	1.084	0.088	/
Hotspot													
Up	Off	GPRS (2slots)	Front Side	10	251	848.80	-0.77	0.095	31.15	31.50	1.084	0.103	/
	Off		Back Side	10	251	848.80	-1.52	0.127	31.15	31.50	1.084	**0.138**	3#
	Off		Left Edge	10	251	848.80	-1.25	0.056	31.15	31.50	1.084	0.061	/
	Off		Right Edge	10	251	848.80	4.55	0.049	31.15	31.50	1.084	0.053	/
	Off		Top Edge	10	251	848.80	-3.34	0.095	31.15	31.50	1.084	0.103	/
Down	Off	GPRS (2slots)	Front Side	10	251	848.80	-1.56	0.058	31.15	31.50	1.084	0.063	/
	Off		Back Side	10	251	848.80	-1.36	0.095	31.15	31.50	1.084	0.103	/
	Off		Left Edge	10	251	848.80	1.71	0.012	31.15	31.50	1.084	0.013	/
	Off		Right Edge	10	251	848.80	2.52	0.039	31.15	31.50	1.084	0.042	/
	Off		Bottom Edge	10	251	848.80	4.30	0.041	31.15	31.50	1.084	0.044	/

Note: Refer to ANNEX C for the detailed test data for each test configuration.

10.2 GSM 1900

Antenna	Power Reduction	Mode	Position	Dist. (mm)	Ch.	Freq. (MHz)	Power Drift (%)	1g Meas SAR (W/kg)	Meas. Power (dBm)	Max. tune-up power (dBm)	Scaling Factor	1g Scaled SAR (W/kg)	Meas. No.
Head													
Down	Off	GPRS (3slots)	Left Cheek	0	512	1850.20	2.95	0.105	26.60	27.00	1.096	0.115	/
	Off		Left Tilt	0	512	1850.20	4.43	0.047	26.60	27.00	1.096	0.052	/
	Off		Right Cheek	0	512	1850.20	3.34	0.112	26.60	27.00	1.096	**0.123**	4#
	Off		Right Tilt	0	512	1850.20	2.29	0.051	26.60	27.00	1.096	0.056	/
Body-worn Accessory													
Down	Off	Voice	Front Side	15	661	1880.00	-3.53	0.149	30.25	30.50	1.059	0.158	/
	Off		Back Side	15	661	1880.00	-4.15	0.289	30.25	30.50	1.059	0.306	/
	Off	GPRS (3slots)	Front Side	15	512	1850.20	1.70	0.176	26.60	27.00	1.096	0.193	/
	Off		Back Side	15	512	1850.20	3.33	0.320	26.60	27.00	1.096	**0.351**	5#
Hotspot													
Down	Off	GPRS (3slots)	Front Side	10	512	1850.20	-3.85	0.267	26.60	27.00	1.096	0.293	/
	Off		Back Side	10	512	1850.20	1.67	0.597	26.60	27.00	1.096	**0.655**	6#
	Off		Left Edge	10	512	1850.20	3.19	0.133	26.60	27.00	1.096	0.146	/
	Off		Right Edge	10	512	1850.20	0.29	0.051	26.60	27.00	1.096	0.056	/
	Off		Bottom Edge	10	512	1850.20	1.54	0.593	26.60	27.00	1.096	0.650	/
Note: Refer to ANNEX C for the detailed test data for each test configuration.													

10.3WCDMA Band 2

Antenna	Power Reduction	Mode	Position	Dist. (mm)	Ch.	Freq. (MHz)	Power Drift (%)	1g Meas SAR (W/kg)	Meas. Power (dBm)	Max. tune-up power (dBm)	Scaling Factor	1g Scaled SAR (W/kg)	Meas. No.
Head													
Up	Level1	RMC	Left Cheek	0	9262	1852.40	-0.52	0.397	17.52	18.00	1.117	0.443	/
	Level1		Left Tilt	0	9262	1852.40	-0.65	0.583	17.52	18.00	1.117	0.651	/
	Level1		Right Cheek	0	9262	1852.40	-0.30	0.504	17.52	18.00	1.117	0.563	/
	Level1		Right Tilt	0	9262	1852.40	-0.92	0.754	17.52	18.00	1.117	**0.842**	7#
	Level1			0	9400	1880.00	-0.92	0.652	17.28	18.00	1.180	0.770	/
	Level1			0	9538	1907.60	-0.07	0.584	17.05	18.00	1.245	0.727	/
Up	Level2	RMC	Left Cheek	0	9262	1852.40	-1.39	0.283	15.70	16.00	1.072	0.303	/
	Level2		Left Tilt	0	9262	1852.40	4.47	0.371	15.70	16.00	1.072	0.398	/
	Level2		Right Cheek	0	9262	1852.40	4.29	0.301	15.70	16.00	1.072	0.323	/
	Level2		Right Tilt	0	9262	1852.40	1.44	0.480	15.70	16.00	1.072	0.514	/
Down	Off	RMC	Left Cheek	0	9400	1880.00	1.01	0.103	23.76	24.00	1.057	0.109	/
	Off		Left Tilt	0	9400	1880.00	4.69	0.051	23.76	24.00	1.057	0.054	/
	Off		Right Cheek	0	9400	1880.00	1.26	0.111	23.76	24.00	1.057	0.117	/
	Off		Right Tilt	0	9400	1880.00	3.27	0.053	23.76	24.00	1.057	0.056	/
Body-worn Accessory													
Up	Off	RMC	Front Side	15	9400	1880.00	-0.74	0.286	23.76	24.00	1.057	0.302	/
	Off		Back Side	15	9400	1880.00	-0.65	0.461	23.76	24.00	1.057	**0.487**	8#
Down	Off	RMC	Front Side	15	9400	1880.00	-0.71	0.262	23.76	24.00	1.057	0.277	/
	Off		Back Side	15	9400	1880.00	-0.70	0.436	23.76	24.00	1.057	0.461	/
Hotspot													
Up	Level3	RMC	Front Side	10	9262	1852.40	-2.79	0.141	16.62	17.00	1.091	0.154	/
	Level3		Back Side	10	9262	1852.40	1.57	0.189	16.62	17.00	1.091	0.206	/
	Level3		Left Edge	10	9262	1852.40	0.85	0.018	16.62	17.00	1.091	0.020	/
	Level3		Right Edge	10	9262	1852.40	-4.82	0.025	16.62	17.00	1.091	0.027	/
	Level3		Top Edge	10	9262	1852.40	-0.38	0.323	16.62	17.00	1.091	0.353	/
Down	Off	RMC	Front Side	10	9400	1880.00	4.28	0.582	23.76	24.00	1.057	0.615	/
	Off		Back Side	10	9400	1880.00	-0.65	0.825	23.76	24.00	1.057	0.872	/
	Off			10	9262	1852.40	-1.89	0.860	23.75	24.00	1.059	0.911	/
	Off			10	9538	1907.60	-0.53	0.877	23.75	24.00	1.059	**0.929**	9#
	Off		Left Edge	10	9400	1880.00	-0.85	0.228	23.76	24.00	1.057	0.241	/
	Off		Right Edge	10	9400	1880.00	0.91	0.190	23.76	24.00	1.057	0.201	/
	Off		Bottom Edge	10	9400	1880.00	-0.13	0.801	23.76	24.00	1.057	0.847	/
	Off			10	9262	1852.40	-0.78	0.873	23.75	24.00	1.059	0.925	/
	Off			10	9538	1907.60	-1.16	0.863	23.75	24.00	1.059	0.914	/

Note: Refer to ANNEX C for the detailed test data for each test configuration.

Antenna	Power Reduction	Mode	Position	Dist. (mm)	Ch.	Freq. (MHz)	Power Drift (%)	10g Meas SAR (W/kg)	Meas. Power (dBm)	Max. tune-up power (dBm)	Scaling Factor	10g Scaled SAR (W/kg)	Meas. No.
Specific													
Up	Level4	RMC	Front Side	0	9262	1852.40	0.25	0.897	20.53	21.00	1.114	1.000	/
	Level4		Back Side	0	9262	1852.40	2.05	1.081	20.53	21.00	1.114	1.205	/
	Level4		Left Edge	0	9262	1852.40	2.46	0.053	20.53	21.00	1.114	0.059	/
	Level4		Right Edge	0	9262	1852.40	3.25	0.078	20.53	21.00	1.114	0.087	/
	Level4		Top Edge	0	9262	1852.40	-2.21	1.405	20.53	21.00	1.114	**1.566**	10#
Up	Level5	RMC	Front Side	0	9262	1852.40	4.83	0.358	16.62	17.00	1.091	0.391	/
	Level5		Back Side	0	9262	1852.40	1.72	0.432	16.62	17.00	1.091	0.472	/
	Level5		Left Edge	0	9262	1852.40	-0.61	0.021	16.62	17.00	1.091	0.023	/
	Level5		Right Edge	0	9262	1852.40	2.07	0.031	16.62	17.00	1.091	0.034	/
	Level5		Top Edge	0	9262	1852.40	-1.34	0.561	16.62	17.00	1.091	0.612	/
Note: Refer to ANNEX C for the detailed test data for each test configuration.													

10.4WCDMA Band 4

Antenna	Power Reduction	Mode	Position	Dist. (mm)	Ch.	Freq. (MHz)	Power Drift (%)	1g Meas SAR (W/kg)	Meas. Power (dBm)	Max. tune-up power (dBm)	Scaling Factor	1g Scaled SAR (W/kg)	Meas. No.
Head													
Up	Level1	RMC	Left Cheek	0	1412	1732.40	-0.10	0.504	17.99	18.50	1.125	0.567	/
	Level1		Left Tilt	0	1412	1732.40	-0.32	0.563	17.99	18.50	1.125	0.633	/
	Level1		Right Cheek	0	1412	1732.40	-0.31	0.649	17.99	18.50	1.125	0.730	/
	Level1		Right Tilt	0	1412	1732.40	-0.29	0.805	17.99	18.50	1.125	0.905	/
	Level1			0	1312	1712.40	-0.71	0.701	17.87	18.50	1.156	0.810	/
	Level1			0	1513	1752.60	-0.02	0.913	17.64	18.50	1.219	**1.113**	11#
Up	Level2	RMC	Left Cheek	0	1412	1732.40	-4.09	0.288	15.60	16.50	1.230	0.354	/
	Level2		Left Tilt	0	1412	1732.40	-4.84	0.313	15.60	16.50	1.230	0.385	/
	Level2		Right Cheek	0	1412	1732.40	3.32	0.379	15.60	16.50	1.230	0.466	/
	Level2		Right Tilt	0	1412	1732.40	-2.98	0.475	15.60	16.50	1.230	0.584	/
Down	Off	RMC	Left Cheek	0	1412	1732.40	4.20	0.098	23.84	24.00	1.038	0.102	/
	Off		Left Tilt	0	1412	1732.40	1.17	0.041	23.84	24.00	1.038	0.043	/
	Off		Right Cheek	0	1412	1732.40	-2.17	0.057	23.84	24.00	1.038	0.059	/
	Off		Right Tilt	0	1412	1732.40	-2.14	0.028	23.84	24.00	1.038	0.029	/
Body-worn Accessory													
Up	Off	RMC	Front Side	15	1412	1732.40	1.52	0.236	23.84	24.00	1.038	0.245	/
	Off		Back Side	15	1412	1732.40	-1.28	0.401	23.84	24.00	1.038	**0.416**	12#
Down	Off	RMC	Front Side	15	1412	1732.40	3.86	0.172	23.84	24.00	1.038	0.178	/
	Off		Back Side	15	1412	1732.40	0.68	0.341	23.84	24.00	1.038	0.354	/
Hotspot													

Up	Level3	RMC	Front Side	10	1412	1732.40	-1.54	0.169	17.52	18.00	1.117	0.189	/
	Level3		Back Side	10	1412	1732.40	-4.81	0.193	17.52	18.00	1.117	0.216	/
	Level3		Left Edge	10	1412	1732.40	-0.12	0.023	17.52	18.00	1.117	0.026	/
	Level3		Right Edge	10	1412	1732.40	4.75	0.035	17.52	18.00	1.117	0.039	/
	Level3		Top Edge	10	1412	1732.40	-0.15	0.387	17.52	18.00	1.117	0.432	/
Down	Off	RMC	Front Side	10	1412	1732.40	-1.38	0.398	23.84	24.00	1.038	0.413	/
	Off		Back Side	10	1412	1732.40	0.38	0.605	23.84	24.00	1.038	0.628	/
	Off		Left Edge	10	1412	1732.40	0.33	0.126	23.84	24.00	1.038	0.131	/
	Off		Right Edge	10	1412	1732.40	2.79	0.053	23.84	24.00	1.038	0.055	/
	Off		Bottom Edge	10	1412	1732.40	-1.33	0.933	23.84	24.00	1.038	**0.968**	13#
	Off			10	1312	1712.40	-0.43	0.796	23.70	24.00	1.072	0.853	/
	Off			10	1513	1752.60	0.64	0.767	23.83	24.00	1.040	0.798	/
Note: Refer to ANNEX C for the detailed test data for each test configuration.													

Antenna	Power Reduction	Mode	Position	Dist. (mm)	Ch.	Freq. (MHz)	Power Drift (%)	10g Meas SAR (W/kg)	Meas. Power (dBm)	Max. tune-up power (dBm)	Scaling Factor	10g Scaled SAR (W/kg)	Meas. No.
Specific													
Up	Level4	RMC	Front Side	0	1412	1732.40	-2.96	1.482	20.55	21.00	1.109	1.644	/
	Level4		Back Side	0	1412	1732.40	4.34	1.436	20.55	21.00	1.109	1.593	/
	Level4		Left Edge	0	1412	1732.40	1.35	0.076	20.55	21.00	1.109	0.084	/
	Level4		Right Edge	0	1412	1732.40	-1.56	0.122	20.55	21.00	1.109	0.135	/
	Level4		Top Edge	0	1412	1732.40	2.35	2.004	20.55	21.00	1.109	**2.223**	14#
	Level4			0	1312	1712.40	-1.73	1.915	20.47	21.00	1.130	2.164	/
	Level4			0	1513	1752.60	-1.56	1.783	20.28	21.00	1.180	2.105	/
Up	Level5	RMC	Front Side	0	1412	1732.40	-1.13	0.745	17.52	18.00	1.117	0.832	/
	Level5		Back Side	0	1412	1732.40	2.86	0.722	17.52	18.00	1.117	0.806	/
	Level5		Left Edge	0	1412	1732.40	3.59	0.038	17.52	18.00	1.117	0.042	/
	Level5		Right Edge	0	1412	1732.40	-3.50	0.061	17.52	18.00	1.117	0.068	/
	Level5		Top Edge	0	1412	1732.40	3.95	1.007	17.52	18.00	1.117	1.125	/
Specific Retest Sar													
Up	Level4	RMC	Top Edge	0	1412	1732.40	1.85	1.938	20.55	21.00	1.109	2.150	/
Note: Refer to ANNEX C for the detailed test data for each test configuration.													

10.5WCDMA Band 5

Antenna	Power Reduction	Mode	Position	Dist. (mm)	Ch.	Freq. (MHz)	Power Drift (%)	1g Meas SAR (W/kg)	Meas. Power (dBm)	Max. tune-up power (dBm)	Scaling Factor	1g Scaled SAR (W/kg)	Meas. No.
Head													
Up	Off	RMC	Left Cheek	0	4182	836.40	0.05	0.596	23.41	25.00	1.442	0.860	/
	Off			0	4132	826.40	2.15	0.540	23.41	25.00	1.442	0.779	/
	Off			0	4233	846.60	1.08	0.525	23.41	25.00	1.442	0.757	/
	Off		Left Tilt	0	4182	836.40	1.80	0.501	23.41	25.00	1.442	0.722	/
	Off		Right Cheek	0	4182	836.40	0.09	0.719	23.41	25.00	1.442	**1.037**	15#
	Off			0	4132	826.40	-3.35	0.685	23.41	25.00	1.442	0.988	/
	Off			0	4233	846.60	3.13	0.633	23.41	25.00	1.442	0.913	/
	Off		Right Tilt	0	4182	836.40	-3.57	0.533	23.41	25.00	1.442	0.769	/
Down	Off	RMC	Left Cheek	0	4182	836.40	-0.60	0.075	23.41	25.00	1.442	0.108	/
	Off		Left Tilt	0	4182	836.40	0.02	0.040	23.41	25.00	1.442	0.058	/
	Off		Right Cheek	0	4182	836.40	0.69	0.076	23.41	25.00	1.442	0.110	/
	Off		Right Tilt	0	4182	836.40	-0.09	0.041	23.41	25.00	1.442	0.059	/
Body-worn Accessory													
Up	Off	RMC	Front Side	15	4182	836.40	-2.96	0.088	23.41	25.00	1.442	0.127	/
	Off		Back Side	15	4182	836.40	0.02	0.122	23.41	25.00	1.442	**0.176**	16#
Down	Off	RMC	Front Side	15	4182	836.40	-1.60	0.079	23.41	25.00	1.442	0.114	/
	Off		Back Side	15	4182	836.40	-0.48	0.118	23.41	25.00	1.442	0.170	/
Hotspot													
Up	Off	RMC	Front Side	10	4182	836.40	3.14	0.183	23.41	25.00	1.442	0.264	/
	Off		Back Side	10	4182	836.40	-1.02	0.219	23.41	25.00	1.442	**0.316**	17#
	Off		Left Edge	10	4182	836.40	2.84	0.061	23.41	25.00	1.442	0.088	/
	Off		Right Edge	10	4182	836.40	-4.05	0.042	23.41	25.00	1.442	0.061	/
	Off		Top Edge	10	4182	836.40	-1.48	0.142	23.41	25.00	1.442	0.205	/
Down	Off	RMC	Front Side	10	4182	836.40	-1.62	0.093	23.41	25.00	1.442	0.134	/
	Off		Back Side	10	4182	836.40	-0.35	0.139	23.41	25.00	1.442	0.200	/
	Off		Left Edge	10	4182	836.40	2.76	0.018	23.41	25.00	1.442	0.026	/
	Off		Right Edge	10	4182	836.40	-0.57	0.111	23.41	25.00	1.442	0.160	/
	Off		Bottom Edge	10	4182	836.40	-0.75	0.044	23.41	25.00	1.442	0.063	/

Note: Refer to ANNEX C for the detailed test data for each test configuration.

10.6 CDMA BC0

Antenna	Power Reduction	Mode	Position	Dist. (mm)	Ch.	Freq. (MHz)	Power Drift (%)	1g Meas SAR (W/kg)	Meas. Power (dBm)	Max. tune-up power (dBm)	Scaling Factor	1g Scaled SAR (W/kg)	Meas. No.
Head													
Up	Off	1xRTT (RC3 SO55)	Left Cheek	0	1013	824.70	-4.52	0.534	23.55	25.00	1.396	0.746	/
	Off		Left Tilt	0	1013	824.70	-0.87	0.449	23.55	25.00	1.396	0.627	/
	Off		Right Cheek	0	1013	824.70	-0.38	0.720	23.55	25.00	1.396	1.005	/
	Off			0	384	836.52	-0.35	0.804	23.52	25.00	1.406	1.130	/
	Off			0	777	848.31	-0.36	0.814	23.42	25.00	1.439	**1.171**	18#
	Off		Right Tilt	0	1013	824.70	4.01	0.498	23.55	25.00	1.396	0.695	/
Down	Off	1xRTT (RC3 SO55)	Left Cheek	0	1013	824.70	2.48	0.098	23.55	25.00	1.396	0.137	/
	Off		Left Tilt	0	1013	824.70	0.05	0.042	23.55	25.00	1.396	0.059	/
	Off		Right Cheek	0	1013	824.70	-4.74	0.085	23.55	25.00	1.396	0.119	/
	Off		Right Tilt	0	1013	824.70	2.08	0.039	23.55	25.00	1.396	0.054	/
Body-worn Accessory													
Up	Off	1xRTT (RC3 SO32	Front Side	15	777	848.31	-1.62	0.093	23.29	25.00	1.483	0.138	/
	Off		Back Side	15	777	848.31	-2.93	0.140	23.29	25.00	1.483	**0.208**	19#
Down	Off	1xRTT (RC3 SO32	Front Side	15	777	848.31	0.92	0.068	23.29	25.00	1.483	0.101	/
	Off		Back Side	15	777	848.31	1.18	0.089	23.29	25.00	1.483	0.132	/
Hotspot													
Up	Off	EVDO Rel.0	Front Side	10	1013	824.70	3.16	0.124	23.17	25.00	1.524	0.189	/
	Off		Back Side	10	1013	824.70	0.78	0.183	23.17	25.00	1.524	**0.279**	20#
	Off		Left Edge	10	1013	824.70	4.29	0.052	23.17	25.00	1.524	0.079	/
	Off		Right Edge	10	1013	824.70	0.09	0.038	23.17	25.00	1.524	0.058	/
	Off		Top Edge	10	1013	824.70	-3.38	0.125	23.17	25.00	1.524	0.191	/
Down	Off	EVDO Rel.0	Front Side	10	1013	824.70	4.28	0.080	23.17	25.00	1.524	0.122	/
	Off		Back Side	10	1013	824.70	0.83	0.109	23.17	25.00	1.524	0.166	/
	Off		Left Edge	10	1013	824.70	0.95	0.016	23.17	25.00	1.524	0.024	/
	Off		Right Edge	10	1013	824.70	4.08	0.095	23.17	25.00	1.524	0.145	/
	Off		Bottom Edge	10	1013	824.70	-2.47	0.038	23.17	25.00	1.524	0.058	/

Note: Refer to ANNEX C for the detailed test data for each test configuration.

10.7 LTE Band 2 (20MHz Bandwidth)

Antenna	Power Reduction	Mode	Position	Dist. (mm)	Ch.	Freq. (MHz)	RB Num.	RB Start	Power Drift (%)	1g Meas SAR (W/kg)	Meas. Power (dBm)	Max. tune-up power (dBm)	Scaling Factor	1g Scaled SAR (W/kg)	Meas. No.
Head															
Up	level1	QPSK	Left Cheek	0	18700	1860	1	Low	-1.00	0.432	17.84	18.50	1.164	0.503	/
	level1			0	18700	1860	50	Low	-3.59	0.408	17.72	18.50	1.197	0.488	/
	level1		Left Tilt	0	18700	1860	1	Low	-2.84	0.651	17.84	18.50	1.164	0.758	/
	level1			0	18700	1860	50	Low	-0.30	0.602	17.72	18.50	1.197	0.720	/
	level1		Right Cheek	0	18700	1860	1	Low	3.45	0.559	17.84	18.50	1.164	0.651	/
	level1			0	18700	1860	50	Low	2.31	0.518	17.72	18.50	1.197	0.620	/
	level1		Right Tilt	0	18700	1860	1	Low	-1.46	0.815	17.84	18.50	1.164	**0.949**	21#
	level1			0	18900	1880	1	Low	2.12	0.730	17.84	18.50	1.164	0.850	/
	level1			0	19100	1900	1	Low	1.92	0.701	17.53	18.50	1.250	0.876	/
	level1			0	18700	1860	50	Low	-4.13	0.785	17.72	18.50	1.197	0.939	/
	level1			0	18900	1880	50	Mid	-1.12	0.712	17.63	18.50	1.222	0.870	/
	level1			0	19100	1900	50	Mid	4.18	0.746	17.49	18.50	1.262	0.941	/
	level1			0	18900	1880	100	Low	4.06	0.753	17.63	18.50	1.222	0.920	/
Up	level2	QPSK	Left Cheek	0	18700	1860	1	Low	-4.78	0.285	15.85	17.00	1.303	0.371	/
	level2			0	18700	1860	50	Low	2.95	0.266	15.68	17.00	1.355	0.360	/
	level2		Left Tilt	0	18700	1860	1	Low	-0.37	0.438	15.85	17.00	1.303	0.571	/
	level2			0	18700	1860	50	Low	2.72	0.415	15.68	17.00	1.355	0.562	/
	level2		Right Cheek	0	18700	1860	1	Low	3.96	0.378	15.85	17.00	1.303	0.493	/
	level2			0	18700	1860	50	Low	-1.75	0.366	15.68	17.00	1.355	0.496	/
	level2		Right Tilt	0	18700	1860	1	Low	2.63	0.519	15.85	17.00	1.303	0.676	/
	level2			0	18700	1860	50	Low	-1.93	0.465	15.68	17.00	1.355	0.630	/
Down	Off	QPSK	Left Cheek	0	18900	1880	1	Low	-4.49	0.115	24.17	24.50	1.079	0.124	/
	Off			0	18700	1860	50	High	2.42	0.093	23.09	23.50	1.099	0.102	/
	Off		Left Tilt	0	18900	1880	1	Low	3.13	0.051	24.17	24.50	1.079	0.055	/
	Off			0	18700	1860	50	High	0.03	0.043	23.09	23.50	1.099	0.047	/
	Off		Right Cheek	0	18900	1880	1	Low	0.19	0.099	24.17	24.50	1.079	0.107	/
	Off			0	18700	1860	50	High	-2.70	0.078	23.09	23.50	1.099	0.086	/
	Off		Right Tilt	0	18900	1880	1	Low	2.68	0.046	24.17	24.50	1.079	0.050	/
	Off			0	18700	1860	50	High	-1.52	0.040	23.09	23.50	1.099	0.044	/
Body-worn Accessory															
Up	Off	QPSK	Front Side	15	18900	1880	1	Low	-1.01	0.293	24.17	24.50	1.079	0.316	/
	Off			15	18700	1860	50	High	4.70	0.238	23.09	23.50	1.099	0.262	/
	Off		Back Side	15	18900	1880	1	Low	2.72	0.563	24.17	24.50	1.079	**0.607**	22#
	Off			15	18700	1860	50	High	0.76	0.248	23.09	23.50	1.099	0.273	/
Down	Off	QPSK	Front Side	15	18900	1880	1	Low	-0.80	0.256	24.17	24.50	1.079	0.276	/
	Off			15	18700	1860	50	High	0.12	0.197	23.09	23.50	1.099	0.217	/
	Off		Back Side	15	18900	1880	1	Low	1.71	0.552	24.17	24.50	1.079	0.596	/
	Off			15	18700	1860	50	High	2.55	0.425	23.09	23.50	1.099	0.467	/

Hotspot															
Up	Level3	QPSK	Front Side	10	18700	1860	1	Low	4.40	0.147	16.57	17.50	1.239	0.182	/
	Level3			10	18700	1860	50	Low	4.55	0.139	16.45	17.50	1.274	0.177	/
	Level3		Back Side	10	18700	1860	1	Low	-4.78	0.182	16.57	17.50	1.239	0.225	/
	Level3			10	18700	1860	50	Low	-3.57	0.177	16.45	17.50	1.274	0.225	/
	Level3		Left Edge	10	18700	1860	1	Low	1.73	0.018	16.57	17.50	1.239	0.022	/
	Level3			10	18700	1860	50	Low	3.03	0.016	16.45	17.50	1.274	0.020	/
	Level3		Right Edge	10	18700	1860	1	Low	-3.12	0.022	16.57	17.50	1.239	0.027	/
	Level3			10	18700	1860	50	Low	-3.02	0.021	16.45	17.50	1.274	0.027	/
	Level3		Top Edge	10	18700	1860	1	Low	-0.32	0.367	16.57	17.50	1.239	0.455	/
	Level3			10	18700	1860	50	Low	1.78	0.355	16.45	17.50	1.274	0.452	/
Down	Off	QPSK	Front Side	10	18900	1880	1	Low	0.38	0.453	24.17	24.50	1.079	0.489	/
	Off			10	18700	1860	50	High	2.09	0.342	23.09	23.50	1.099	0.375	/
	Off		Back Side	10	18900	1880	1	Low	-1.68	0.873	24.17	24.50	1.079	0.942	/
	Off			10	18700	1860	1	Low	-3.96	0.805	24.13	24.50	1.089	0.877	/
	Off			10	19100	1900	1	Low	1.23	0.862	23.90	24.50	1.148	**0.990**	23#
	Off			10	18700	1860	50	High	3.98	0.625	23.09	23.50	1.099	0.687	/
	Off			10	18700	1860	100	Low	-4.66	0.618	23.11	23.50	1.094	0.676	/
	Off		Left Edge	10	18900	1880	1	Low	0.82	0.257	24.17	24.50	1.079	0.277	/
	Off			10	18700	1860	50	High	-0.35	0.181	23.09	23.50	1.099	0.199	/
	Off		Right Edge	10	18900	1880	1	Low	0.95	0.138	24.17	24.50	1.079	0.149	/
	Off			10	18700	1860	50	High	1.94	0.108	23.09	23.50	1.099	0.119	/
	Off		Bottom Edge	10	18900	1880	1	Low	-1.14	0.814	24.17	24.50	1.079	0.878	/
	Off			10	18700	1860	1	Low	-2.75	0.872	24.13	24.50	1.089	0.950	/
	Off			10	19100	1900	1	Low	-1.29	0.850	23.90	24.50	1.148	0.976	/
	Off			10	18700	1860	50	High	-2.27	0.601	23.09	23.50	1.099	0.661	/
	Off			10	18700	1860	100	Low	-2.60	0.594	23.11	23.50	1.094	0.650	/
Note: Refer to ANNEX C for the detailed test data for each test configuration.															

Antenna	Power Reduction	Mode	Position	Dist. (mm)	Ch.	Freq. (MHz)	RB Num.	RB Start	Power Drift (%)	10g Meas SAR (W/kg)	Meas. Power (dBm)	Max. tune-up power (dBm)	Scaling Factor	10g Scaled SAR (W/kg)	Meas. No.
Specific															
Up	Level4	QPSK	Front Side	0	18700	1860	1	Low	-1.30	0.848	20.51	21.50	1.256	1.065	/
	Level4			0	18900	1880	50	High	1.39	0.821	20.51	21.50	1.256	1.031	/
	Level4		Back Side	0	18700	1860	1	Low	1.60	1.022	20.51	21.50	1.256	1.284	/
	Level4			0	18900	1880	50	High	-1.10	0.950	20.51	21.50	1.256	1.193	/
	Level4		Left Edge	0	18700	1860	1	Low	1.33	0.055	20.51	21.50	1.256	0.069	/
	Level4			0	18900	1880	50	High	-0.32	0.052	20.51	21.50	1.256	0.065	/
	Level4		Right Edge	0	18700	1860	1	Low	-0.57	0.075	20.51	21.50	1.256	0.094	/
	Level4			0	18900	1880	50	High	-1.72	0.071	20.51	21.50	1.256	0.089	/
	Level4		Top Edge	0	18700	1860	1	Low	-1.39	1.428	20.51	21.50	1.256	**1.794**	24#
	Level4			0	18900	1880	50	High	-3.64	1.305	20.51	21.50	1.256	1.639	/
Up	Level5	QPSK	Front Side	0	18700	1860	1	Low	2.93	0.340	16.57	17.50	1.239	0.421	/
	Level5			0	18700	1860	50	Low	-1.69	0.329	16.45	17.50	1.274	0.419	/
	Level5		Back Side	0	18700	1860	1	Low	0.02	0.410	16.57	17.50	1.239	0.508	/
	Level5			0	18700	1860	50	Low	-0.44	0.381	16.45	17.50	1.274	0.485	/
	Level5		Left Edge	0	18700	1860	1	Low	3.61	0.022	16.57	17.50	1.239	0.027	/
	Level5			0	18700	1860	50	Low	-4.32	0.021	16.45	17.50	1.274	0.027	/
	Level5		Right Edge	0	18700	1860	1	Low	3.05	0.030	16.57	17.50	1.239	0.037	/
	Level5			0	18700	1860	50	Low	-2.65	0.028	16.45	17.50	1.274	0.036	/
	Level5		Top Edge	0	18700	1860	1	Low	1.44	0.573	16.57	17.50	1.239	0.710	/
	Level5			0	18700	1860	50	Low	0.59	0.528	16.45	17.50	1.274	0.672	/
Note: Refer to ANNEX C for the detailed test data for each test configuration.															

10.8 LTE Band 4 (20MHz Bandwidth)

Antenna	Power Reduction	Mode	Position	Dist. (mm)	Ch.	Freq. (MHz)	RB Num.	RB Start	Power Drift (%)	1g Meas SAR (W/kg)	Meas. Power (dBm)	Max. tune-up power (dBm)	Scaling Factor	1g Scaled SAR (W/kg)	Meas. No.
Head															
Up	level1	QPSK	Left Cheek	0	20050	1720	1	Low	-3.20	0.538	18.29	19.00	1.178	0.634	/
	level1			0	20050	1720	50	High	2.04	0.547	18.30	19.00	1.175	0.643	/
	level1		Left Tilt	0	20050	1720	1	Low	0.87	0.581	18.29	19.00	1.178	0.684	/
	level1			0	20050	1720	50	High	-4.11	0.599	18.30	19.00	1.175	0.704	/
	level1		Right Cheek	0	20050	1720	1	Low	-1.09	0.673	18.29	19.00	1.178	0.793	/
	level1			0	20050	1720	50	High	-1.75	0.675	18.30	19.00	1.175	0.793	/
	level1		Right Tilt	0	20050	1720	1	Low	-0.17	0.855	18.29	19.00	1.178	1.007	/
	level1			0	20175	1732.5	1	Low	-0.54	0.850	18.15	19.00	1.216	1.034	/
	level1			0	20300	1745	1	Low	2.93	0.856	18.05	19.00	1.245	1.065	/
	level1			0	20050	1720	50	High	0.51	0.860	18.30	19.00	1.175	1.010	/
	level1			0	20175	1732.5	50	High	-3.73	0.901	18.24	19.00	1.191	**1.073**	25#
	level1			0	20300	1745	50	High	-1.68	0.879	18.24	19.00	1.191	1.047	/
	level1			0	20175	1732.5	100	Low	2.17	0.875	18.22	19.00	1.197	1.047	/
Up	level2	QPSK	Left Cheek	0	20050	1720	1	Low	3.26	0.291	15.31	16.50	1.315	0.383	/
	level2			0	20050	1720	50	High	3.22	0.296	15.43	16.50	1.279	0.379	/
	level2		Left Tilt	0	20050	1720	1	Low	-4.54	0.317	15.31	16.50	1.315	0.417	/
	level2			0	20050	1720	50	High	3.82	0.328	15.43	16.50	1.279	0.420	/
	level2		Right Cheek	0	20050	1720	1	Low	3.41	0.377	15.31	16.50	1.315	0.496	/
	level2			0	20050	1720	50	High	0.06	0.385	15.43	16.50	1.279	0.493	/
	level2		Right Tilt	0	20050	1720	1	Low	3.79	0.548	15.31	16.50	1.315	0.721	/
	level2			0	20050	1720	50	High	-2.64	0.564	15.43	16.50	1.279	0.722	/
Down	Off	QPSK	Left Cheek	0	20175	1732.5	1	Low	-1.05	0.116	23.90	24.50	1.148	0.133	/
	Off			0	20175	1732.5	50	Low	-1.27	0.098	22.93	23.50	1.140	0.112	/
	Off		Left Tilt	0	20175	1732.5	1	Low	0.27	0.053	23.90	24.50	1.148	0.061	/
	Off			0	20175	1732.5	50	Low	-2.13	0.049	22.93	23.50	1.140	0.056	/
	Off		Right Cheek	0	20175	1732.5	1	Low	-3.61	0.061	23.90	24.50	1.148	0.070	/
	Off			0	20175	1732.5	50	Low	1.51	0.053	22.93	23.50	1.140	0.060	/
	Off		Right Tilt	0	20175	1732.5	1	Low	-0.27	0.035	23.90	24.50	1.148	0.040	/
	Off			0	20175	1732.5	50	Low	-0.93	0.032	22.93	23.50	1.140	0.036	/
Body-worn Accessory															
Up	Off	QPSK	Front Side	15	20175	1732.5	1	Low	-3.62	0.225	23.90	24.50	1.148	0.258	/
	Off			15	20175	1732.5	50	Low	-2.37	0.195	22.93	23.50	1.140	0.222	/
	Off		Back Side	15	20175	1732.5	1	Low	0.53	0.444	23.90	24.50	1.148	**0.510**	26#
	Off			15	20175	1732.5	50	Low	1.10	0.385	22.93	23.50	1.140	0.439	/
Down	Off	QPSK	Front Side	15	20175	1732.5	1	Low	-0.60	0.186	23.90	24.50	1.148	0.214	/
	Off			15	20175	1732.5	50	Low	-0.49	0.159	22.93	23.50	1.140	0.181	/
	Off		Back Side	15	20175	1732.5	1	Low	4.04	0.378	23.90	24.50	1.148	0.434	/
	Off			15	20175	1732.5	50	Low	-0.27	0.330	22.93	23.50	1.140	0.376	/
Hotspot															

Up	Level3	QPSK	Front Side	10	20050	1720	1	Low	2.65	0.177	17.42	18.50	1.282	0.227	/
	Level3			10	20050	1720	50	High	-1.43	0.169	17.49	18.50	1.262	0.213	/
	Level3		Back Side	10	20050	1720	1	Low	-4.76	0.195	17.42	18.50	1.282	0.250	/
	Level3			10	20050	1720	50	High	-0.68	0.183	17.49	18.50	1.262	0.231	/
	Level3		Left Edge	10	20050	1720	1	Low	-0.40	0.025	17.42	18.50	1.282	0.032	/
	Level3			10	20050	1720	50	High	-3.73	0.023	17.49	18.50	1.262	0.029	/
	Level3		Right Edge	10	20050	1720	1	Low	1.82	0.018	17.42	18.50	1.282	0.023	/
	Level3			10	20050	1720	50	High	-0.97	0.018	17.49	18.50	1.262	0.023	/
	Level3		Top Edge	10	20050	1720	1	Low	0.99	0.438	17.42	18.50	1.282	0.562	/
	Level3			10	20050	1720	50	High	-3.54	0.457	17.49	18.50	1.262	0.577	/
Down	Off	QPSK	Front Side	10	20175	1732.5	1	Low	-3.43	0.316	23.90	24.50	1.148	0.363	/
	Off			10	20175	1732.5	50	Low	-4.02	0.265	22.93	23.50	1.140	0.302	/
	Off		Back Side	10	20175	1732.5	1	Low	0.56	0.658	23.90	24.50	1.148	0.755	/
	Off			10	20175	1732.5	50	Low	0.96	0.538	22.93	23.50	1.140	0.613	/
	Off		Left Edge	10	20175	1732.5	1	Low	1.11	0.091	23.90	24.50	1.148	0.104	/
	Off			10	20175	1732.5	50	Low	4.15	0.079	22.93	23.50	1.140	0.090	/
	Off		Right Edge	10	20175	1732.5	1	Low	2.07	0.135	23.90	24.50	1.148	0.155	/
	Off			10	20175	1732.5	50	Low	3.25	0.112	22.93	23.50	1.140	0.128	/
	Off		Bottom Edge	10	20175	1732.5	1	Low	-3.45	0.924	23.90	24.50	1.148	1.061	/
	Off			10	20050	1720	1	Low	4.53	0.733	23.80	24.50	1.175	0.861	/
	Off			10	20300	1745	1	Low	0.71	0.944	23.89	24.50	1.151	**1.086**	27#
	Off			10	20175	1732.5	50	Low	0.89	0.754	22.930	23.50	1.140	0.860	/
	Off			10	20050	1720	50	Low	-2.35	0.721	22.86	23.50	1.159	0.835	/
	Off			10	20300	1745	50	Low	-3.67	0.768	22.87	23.50	1.156	0.888	/
	Off			10	20175	1732.5	100	Low	1.78	0.731	22.87	23.50	1.156	0.845	/

Note: Refer to ANNEX C for the detailed test data for each test configuration.

Antenna	Power Reduction	Mode	Position	Dist. (mm)	Ch.	Freq. (MHz)	RB Num.	RB Start	Power Drift (%)	10g Meas SAR (W/kg)	Meas. Power (dBm)	Max. tune-up power (dBm)	Scaling Factor	10g Scaled SAR (W/kg)	Meas. No.
Specific															
Up	Level4	QPSK	Front Side	0	20050	1720	1	Low	-2.56	1.197	20.39	21.50	1.291	1.546	/
	Level4			0	20050	1720	50	High	-1.19	1.180	20.52	21.50	1.253	1.479	/
	Level4		Back Side	0	20050	1720	1	Low	4.00	1.192	20.39	21.50	1.291	1.539	/
	Level4			0	20050	1720	50	High	-0.11	1.170	20.52	21.50	1.253	1.466	/
	Level4		Left Edge	0	20050	1720	1	Low	1.58	0.063	20.39	21.50	1.291	0.081	/
	Level4			0	20050	1720	50	High	2.84	0.058	20.52	21.50	1.253	0.073	/
	Level4		Right Edge	0	20050	1720	1	Low	-3.38	0.100	20.39	21.50	1.291	0.129	/
	Level4			0	20050	1720	50	High	3.41	0.095	20.52	21.50	1.253	0.119	/
	Level4		Top Edge	0	20050	1720	1	Low	-1.32	1.852	20.39	21.50	1.291	2.391	/
	Level4			0	20175	1732.5	1	High	0.49	1.759	20.38	21.50	1.294	2.276	/
	Level4			0	20300	1745	1	High	-1.22	1.955	20.32	21.50	1.312	**2.565**	28#
	Level4			0	20050	1720	50	High	3.93	1.830	20.52	21.50	1.253	2.293	/
	Level4			0	20175	1732.5	50	Low	2.15	1.785	20.47	21.50	1.268	2.263	/
	Level4			0	20300	1745	50	Low	0.68	1.918	20.45	21.50	1.274	2.443	/
	Level4			0	20175	1732.5	100	Low	-1.29	1.862	20.34	21.50	1.306	2.432	/
Up	Level5	QPSK	Front Side	0	20050	1720	1	Low	-4.65	0.625	17.42	18.50	1.282	0.801	/
	Level5			0	20050	1720	50	High	3.84	0.616	17.49	18.50	1.262	0.777	/
	Level5		Back Side	0	20050	1720	1	Low	-3.42	0.622	17.42	18.50	1.282	0.798	/
	Level5			0	20050	1720	50	High	3.42	0.611	17.49	18.50	1.262	0.771	/
	Level5		Left Edge	0	20050	1720	1	Low	2.20	0.033	17.42	18.50	1.282	0.042	/
	Level5			0	20050	1720	50	High	-0.16	0.030	17.49	18.50	1.262	0.038	/
	Level5		Right Edge	0	20050	1720	1	Low	3.58	0.052	17.42	18.50	1.282	0.067	/
	Level5			0	20050	1720	50	High	-1.04	0.050	17.49	18.50	1.262	0.063	/
	Level5		Top Edge	0	20050	1720	1	Low	1.57	1.022	17.42	18.50	1.282	1.311	/
	Level5			0	20050	1720	50	High	-0.33	0.919	17.49	18.50	1.262	1.160	/
Note: Refer to ANNEX C for the detailed test data for each test configuration.															

10.9 LTE Band 5 (10MHz Bandwidth)

Antenna	Power Reduction	Mode	Position	Dist. (mm)	Ch.	Freq. (MHz)	RB Num.	RB Start	Power Drift (%)	1g Meas SAR (W/kg)	Meas. Power (dBm)	Max. tune-up power (dBm)	Scaling Factor	1g Scaled SAR (W/kg)	Meas. No.
Head															
Up	Off	QPSK	Left Cheek	0	20525	836.5	1	High	4.60	0.376	23.61	25.00	1.377	0.518	/
	Off			0	20450	829	25	High	-3.01	0.333	22.67	24.00	1.358	0.452	/
	Off		Left Tilt	0	20525	836.5	1	High	-2.69	0.318	23.61	25.00	1.377	0.438	/
	Off			0	20450	829	25	High	0.84	0.275	22.67	24.00	1.358	0.374	/
	Off		Right Cheek	0	20525	836.5	1	High	-0.22	0.523	23.61	25.00	1.377	**0.720**	29#
	Off			0	20450	829	25	High	3.79	0.455	22.67	24.00	1.358	0.618	/
	Off		Right Tilt	0	20525	836.5	1	High	-1.96	0.399	23.61	25.00	1.377	0.550	/
	Off			0	20450	829	25	High	1.26	0.347	22.67	24.00	1.358	0.472	/
Down	Off	QPSK	Left Cheek	0	20525	836.5	1	High	2.86	0.053	23.61	25.00	1.377	0.073	/
	Off			0	20450	829	25	High	2.32	0.051	22.67	24.00	1.358	0.069	/
	Off		Left Tilt	0	20525	836.5	1	High	-1.24	0.030	23.61	25.00	1.377	0.041	/
	Off			0	20450	829	25	High	-3.14	0.029	22.67	24.00	1.358	0.039	/
	Off		Right Cheek	0	20525	836.5	1	High	-4.46	0.054	23.61	25.00	1.377	0.074	/
	Off			0	20450	829	25	High	0.88	0.052	22.67	24.00	1.358	0.071	/
	Off		Right Tilt	0	20525	836.5	1	High	-2.09	0.027	23.61	25.00	1.377	0.037	/
	Off			0	20450	829	25	High	-4.81	0.026	22.67	24.00	1.358	0.035	/
Body-worn Accessory															
Up	Off	QPSK	Front Side	15	20525	836.5	1	High	-3.79	0.073	23.61	25.00	1.377	0.101	/
	Off			15	20450	829	25	High	-0.27	0.063	22.67	24.00	1.358	0.086	/
	Off		Back Side	15	20525	836.5	1	High	-0.17	0.098	23.61	25.00	1.377	**0.135**	30#
	Off			15	20450	829	25	High	0.89	0.086	22.67	24.00	1.358	0.117	/
Down	Off	QPSK	Front Side	15	20525	836.5	1	High	-1.14	0.063	23.61	25.00	1.377	0.087	/
	Off			15	20450	829	25	High	2.28	0.055	22.67	24.00	1.358	0.075	/
	Off		Back Side	15	20525	836.5	1	High	0.45	0.079	23.61	25.00	1.377	0.109	/
	Off			15	20450	829	25	High	-0.62	0.067	22.67	24.00	1.358	0.090	/
Hotspot															
Up	Off	QPSK	Front Side	10	20525	836.5	1	High	-4.44	0.102	23.61	25.00	1.377	0.140	/
	Off			10	20450	829	25	High	-3.42	0.086	22.67	24.00	1.358	0.117	/
	Off		Back Side	10	20525	836.5	1	High	3.07	0.135	23.61	25.00	1.377	**0.186**	31#
	Off			10	20450	829	25	High	-2.66	0.104	22.67	24.00	1.358	0.141	/
	Off		Left Edge	10	20525	836.5	1	High	4.43	0.062	23.61	25.00	1.377	0.085	/
	Off			10	20450	829	25	High	3.12	0.053	22.67	24.00	1.358	0.072	/
	Off		Right Edge	10	20525	836.5	1	High	-3.50	0.061	23.61	25.00	1.377	0.084	/
	Off			10	20450	829	25	High	-0.23	0.053	22.67	24.00	1.358	0.072	/
	Off		Top Edge	10	20525	836.5	1	High	0.47	0.132	23.61	25.00	1.377	0.182	/
	Off			10	20450	829	25	High	4.36	0.112	22.67	24.00	1.358	0.152	/
Down	Off	QPSK	Front Side	10	20525	836.5	1	High	2.52	0.089	23.61	25.00	1.377	0.123	/
	Off			10	20450	829	25	High	3.10	0.083	22.67	24.00	1.358	0.113	/
	Off		Back Side	10	20525	836.5	1	High	3.12	0.096	23.61	25.00	1.377	0.132	/

	Off			10	20450	829	25	High	4.06	0.088	22.67	24.00	1.358	0.120	/
	Off		Left Edge	10	20525	836.5	1	High	3.56	0.051	23.61	25.00	1.377	0.070	/
	Off			10	20450	829	25	High	-4.88	0.049	22.67	24.00	1.358	0.067	/
	Off		Right Edge	10	20525	836.5	1	High	2.28	0.047	23.61	25.00	1.377	0.065	/
	Off			10	20450	829	25	High	-3.48	0.051	22.67	24.00	1.358	0.069	/
	Off		Bottom Edge	10	20525	836.5	1	High	4.46	0.057	23.61	25.00	1.377	0.079	/
	Off			10	20450	829	25	High	2.23	0.053	22.67	24.00	1.358	0.072	/
Note: Refer to ANNEX C for the detailed test data for each test configuration.															

10.10 LTE Band 7 (20MHz Bandwidth)

Antenna	Power Reduction	Mode	Position	Dist. (mm)	Ch.	Freq. (MHz)	RB Num.	RB Start	Power Drift (%)	1g Meas SAR (W/kg)	Meas. Power (dBm)	Max. tune-up power (dBm)	Scaling Factor	1g Scaled SAR (W/kg)	Meas. No.
Head															
Up	Level1	QPSK	Left Cheek	0	21350	2560	1	Mid	-4.46	0.283	17.67	18.50	1.211	0.343	/
	Level1			0	21350	2560	50	Mid	2.93	0.273	17.78	18.50	1.180	0.322	/
	Level1		Left Tilt	0	21350	2560	1	Mid	-0.78	0.369	17.67	18.50	1.211	0.447	/
	Level1			0	21350	2560	50	Mid	3.45	0.358	17.78	18.50	1.180	0.423	/
	Level1		Right Cheek	0	21350	2560	1	Mid	3.47	0.447	17.67	18.50	1.211	0.541	/
	Level1			0	21350	2560	50	Mid	4.81	0.441	17.78	18.50	1.180	0.521	/
	Level1		Right Tilt	0	21350	2560	1	Mid	1.87	0.653	17.67	18.50	1.211	**0.791**	32#
	Level1			0	21350	2560	50	Mid	-1.23	0.631	17.78	18.50	1.180	0.745	/
Up	Level2	QPSK	Left Cheek	0	21350	2560	1	Mid	1.35	0.253	17.48	18.00	1.127	0.285	/
	Level2			0	21350	2560	50	Mid	0.53	0.243	17.53	18.00	1.114	0.271	/
	Level2		Left Tilt	0	21350	2560	1	Mid	2.41	0.349	17.48	18.00	1.127	0.393	/
	Level2			0	21350	2560	50	Mid	2.92	0.341	17.53	18.00	1.114	0.380	/
	Level2		Right Cheek	0	21350	2560	1	Mid	-4.32	0.413	17.48	18.00	1.127	0.466	/
	Level2			0	21350	2560	50	Mid	-1.28	0.408	17.53	18.00	1.114	0.455	/
	Level2		Right Tilt	0	21350	2560	1	Mid	0.28	0.583	17.48	18.00	1.127	0.657	/
	Level2			0	21350	2560	50	Mid	4.85	0.541	17.53	18.00	1.114	0.603	/
Down	Off	QPSK	Left Cheek	0	21350	2560	1	Mid	1.07	0.064	24.00	24.00	1.000	0.064	/
	Off			0	21350	2560	50	Mid	-0.92	0.058	22.96	23.50	1.132	0.066	/
	Off		Left Tilt	0	21350	2560	1	Mid	-1.21	0.066	24.00	24.00	1.000	0.066	/
	Off			0	21350	2560	50	Mid	2.68	0.058	22.96	23.50	1.132	0.066	/
	Off		Right Cheek	0	21350	2560	1	Mid	-4.75	0.053	24.00	24.00	1.000	0.053	/
	Off			0	21350	2560	50	Mid	1.65	0.048	22.96	23.50	1.132	0.054	/
	Off		Right Tilt	0	21350	2560	1	Mid	2.25	0.039	24.00	24.00	1.000	0.039	/
	Off			0	21350	2560	50	Mid	3.52	0.035	22.96	23.50	1.132	0.040	/
Body-worn Accessory															
Up	Off	QPSK	Front Side	15	21350	2560	1	Mid	4.87	0.293	24.00	24.00	1.000	0.293	/
	Off			15	21350	2560	50	Mid	-1.09	0.236	22.96	23.50	1.132	0.267	/
	Off		Back Side	15	21350	2560	1	Mid	-2.41	0.579	24.00	24.00	1.000	**0.579**	33#
	Off			15	21350	2560	50	Mid	-2.58	0.457	22.96	23.50	1.132	0.518	/

Down	Off	QPSK	Front Side	15	21350	2560	1	Mid	3.07	0.207	24.00	24.00	1.000	0.207	/
	Off			15	21350	2560	50	Mid	-1.92	0.168	22.96	23.50	1.132	0.190	/
	Off		Back Side	15	21350	2560	1	Mid	0.88	0.234	24.00	24.00	1.000	0.234	/
	Off			15	21350	2560	50	Mid	3.83	0.186	22.96	23.50	1.132	0.211	/
Hotspot															
Up	Level3	QPSK	Front Side	10	21350	2560	1	Mid	0.36	0.055	16.30	17.00	1.175	0.065	/
	Level3			10	21350	2560	50	Mid	-0.60	0.051	16.28	17.00	1.180	0.060	/
	Level3		Back Side	10	21350	2560	1	Mid	3.20	0.317	16.30	17.00	1.175	0.372	/
	Level3			10	21350	2560	50	Mid	-4.57	0.301	16.28	17.00	1.180	0.355	/
	Level3		Left Edge	10	21350	2560	1	Mid	-2.23	0.019	16.30	17.00	1.175	0.022	/
	Level3			10	21350	2560	50	Mid	-2.08	0.015	16.28	17.00	1.180	0.018	/
	Level3		Right Edge	10	21350	2560	1	Mid	-1.51	0.046	16.30	17.00	1.175	0.054	/
	Level3			10	21350	2560	50	Mid	-1.89	0.043	16.28	17.00	1.180	0.051	/
	Level3		Top Edge	10	21350	2560	1	Mid	-1.97	0.342	16.30	17.00	1.175	0.402	/
	Level3			10	21350	2560	50	Mid	-1.20	0.330	16.28	17.00	1.180	0.390	/
Down	Off	QPSK	Front Side	10	21350	2560	1	Mid	4.50	0.429	24.00	24.00	1.000	0.429	/
	Off			10	21350	2560	50	Mid	-3.99	0.327	22.96	23.50	1.132	0.370	/
	Off		Back Side	10	21350	2560	1	Mid	-1.65	0.464	24.00	24.00	1.000	**0.464**	34#
	Off			10	21350	2560	50	Mid	-4.21	0.389	22.96	23.50	1.132	0.441	/
	Off		Left Edge	10	21350	2560	1	Mid	-3.81	0.307	24.00	24.00	1.000	0.307	/
	Off			10	21350	2560	50	Mid	-0.08	0.246	22.96	23.50	1.132	0.279	/
	Off		Right Edge	10	21350	2560	1	Mid	4.25	0.068	24.00	24.00	1.000	0.068	/
	Off			10	21350	2560	50	Mid	1.80	0.053	22.96	23.50	1.132	0.060	/
	Off		Bottom Edge	10	21350	2560	1	Mid	-0.77	0.306	24.00	24.00	1.000	0.306	/
	Off			10	21350	2560	50	Mid	0.91	0.252	22.96	23.50	1.132	0.285	/
Note: Refer to ANNEX C for the detailed test data for each test configuration.															

Antenna	Power Reduction	Mode	Position	Dist. (mm)	Ch.	Freq. (MHz)	RB Num.	RB Start	Power Drift (%)	10g Meas SAR (W/kg)	Meas. Power (dBm)	Max. tune-up power (dBm)	Scaling Factor	10g Scaled SAR (W/kg)	Meas. No.
Specific															
Up	Level4	QPSK	Front Side	0	21350	2560	1	Mid	-1.70	0.869	20.27	21.00	1.183	1.028	/
	Level4			0	21350	2560	50	Mid	0.40	0.853	20.37	21.00	1.156	0.986	/
	Level4		Back Side	0	21350	2560	1	Mid	-4.23	1.680	20.27	21.00	1.183	1.988	/
	Level4			0	21350	2560	50	Mid	2.66	1.675	20.37	21.00	1.156	1.936	/
	Level4		Left Edge	0	21350	2560	1	Mid	3.42	0.051	20.27	21.00	1.183	0.060	/
	Level4			0	21350	2560	50	Mid	1.28	0.048	20.37	21.00	1.156	0.055	/
	Level4		Right Edge	0	21350	2560	1	Mid	4.75	0.185	20.27	21.00	1.183	0.219	/
	Level4			0	21350	2560	50	Mid	-2.17	0.179	20.37	21.00	1.156	0.207	/
	Level4		Top Edge	0	21350	2560	1	Mid	1.46	1.880	20.27	21.00	1.183	**2.224**	35#
	Level4			0	20850	2560	1	High	-1.64	1.810	20.21	21.00	1.199	2.171	/
	Level4			0	21100	2560	1	Mid	-0.88	1.750	20.19	21.00	1.205	2.109	/
	Level4			0	21350	2560	50	Mid	-0.49	1.710	20.37	21.00	1.156	1.977	/
	Level4			0	21350	2560	100	Mid	3.11	1.690	20.31	21.00	1.172	1.981	/
Up	Level5	QPSK	Front Side	0	21350	2560	1	Mid	-0.84	0.304	16.30	17.00	1.175	0.357	/
	Level5			0	21350	2560	50	Mid	-3.32	0.298	16.28	17.00	1.180	0.352	/
	Level5		Back Side	0	21350	2560	1	Mid	-3.56	0.587	16.30	17.00	1.175	0.690	/
	Level5			0	21350	2560	50	Mid	3.45	0.585	16.28	17.00	1.180	0.690	/
	Level5		Left Edge	0	21350	2560	1	Mid	-3.23	0.018	16.30	17.00	1.175	0.021	/
	Level5			0	21350	2560	50	Mid	3.62	0.017	16.28	17.00	1.180	0.020	/
	Level5		Right Edge	0	21350	2560	1	Mid	-3.88	0.065	16.30	17.00	1.175	0.076	/
	Level5			0	21350	2560	50	Mid	1.96	0.063	16.28	17.00	1.180	0.074	/
	Level5		Top Edge	0	21350	2560	1	Mid	4.23	0.657	16.30	17.00	1.175	0.772	/
	Level5			0	21350	2560	50	Mid	-3.00	0.632	16.28	17.00	1.180	0.746	/
Note: Refer to ANNEX C for the detailed test data for each test configuration.															

10.11 LTE Band 26 (15MHz Bandwidth)

Antenna	Power Reduction	Mode	Position	Dist. (mm)	Ch.	Freq. (MHz)	RB Num.	RB Start	Power Drift (%)	1g Meas SAR (W/kg)	Meas. Power (dBm)	Max. tune-up power (dBm)	Scaling Factor	1g Scaled SAR (W/kg)	Meas. No.
Head															
Up	Off	QPSK	Left Cheek	0	26865	841.5	1	Low	2.79	0.468	23.57	25.00	1.390	0.650	/
	Off			0	26765	821.5	25	Low	-0.63	0.418	22.62	24.00	1.374	0.574	/
	Off		Left Tilt	0	26865	841.5	1	Low	-1.06	0.388	23.57	25.00	1.390	0.539	/
	Off			0	26765	821.5	25	Low	2.67	0.346	22.62	24.00	1.374	0.476	/
	Off		Right Cheek	0	26865	841.5	1	Low	-4.64	0.511	23.57	25.00	1.390	**0.710**	36#
	Off			0	26765	821.5	25	Low	4.86	0.439	22.62	24.00	1.374	0.603	/
	Off		Right Tilt	0	26865	841.5	1	Low	4.67	0.371	23.57	25.00	1.390	0.516	/
	Off			0	26765	821.5	25	Low	-2.47	0.331	22.62	24.00	1.374	0.455	/
Down	Off	QPSK	Left Cheek	0	26865	841.5	1	Low	4.60	0.066	23.57	25.00	1.390	0.092	/
	Off			0	26765	821.5	25	Low	2.19	0.063	22.62	24.00	1.374	0.087	/
	Off		Left Tilt	0	26865	841.5	1	Low	0.20	0.032	23.57	25.00	1.390	0.044	/
	Off			0	26765	821.5	25	Low	-0.50	0.030	22.62	24.00	1.374	0.041	/
	Off		Right Cheek	0	26865	841.5	1	Low	1.20	0.064	23.57	25.00	1.390	0.089	/
	Off			0	26765	821.5	25	Low	-2.45	0.063	22.62	24.00	1.374	0.087	/
	Off		Right Tilt	0	26865	841.5	1	Low	-3.49	0.031	23.57	25.00	1.390	0.043	/
	Off			0	26765	821.5	25	Low	-3.17	0.031	22.62	24.00	1.374	0.043	/
Body-worn Accessory															
Up	Off	QPSK	Front Side	15	26865	841.5	1	Low	1.18	0.071	23.57	25.00	1.390	0.099	/
	Off			15	26765	821.5	25	Low	3.28	0.065	22.62	24.00	1.374	0.089	/
	Off		Back Side	15	26865	841.5	1	Low	-0.04	0.103	23.57	25.00	1.390	**0.143**	37#
	Off			15	26765	821.5	25	Low	2.34	0.092	22.62	24.00	1.374	0.126	/
Down	Off	QPSK	Front Side	15	26865	841.5	1	Low	-2.89	0.032	23.57	25.00	1.390	0.044	/
	Off			15	26765	821.5	25	Low	1.84	0.021	22.62	24.00	1.374	0.029	/
	Off		Back Side	15	26865	841.5	1	Low	-4.34	0.064	23.57	25.00	1.390	0.089	/
	Off			15	26765	821.5	25	Low	-1.24	0.056	22.62	24.00	1.374	0.077	/
Hotspot															
Up	Off	QPSK	Front Side	10	26865	841.5	1	Low	3.92	0.089	23.57	25.00	1.390	0.124	/
	Off			10	26765	821.5	25	Low	-2.37	0.071	22.62	24.00	1.374	0.098	/
	Off		Back Side	10	26865	841.5	1	Low	-0.18	0.121	23.57	25.00	1.390	**0.168**	38#
	Off			10	26765	821.5	25	Low	-4.56	0.105	22.62	24.00	1.374	0.144	/
	Off		Left Edge	10	26865	841.5	1	Low	3.56	0.061	23.57	25.00	1.390	0.085	/
	Off			10	26765	821.5	25	Low	1.73	0.051	22.62	24.00	1.374	0.070	/
	Off		Right Edge	10	26865	841.5	1	Low	-0.35	0.033	23.57	25.00	1.390	0.046	/
	Off			10	26765	821.5	25	Low	-2.68	0.028	22.62	24.00	1.374	0.038	/
	Off		Top Edge	10	26865	841.5	1	Low	-2.79	0.109	23.57	25.00	1.390	0.152	/
	Off			10	26765	821.5	25	Low	1.61	0.095	22.62	24.00	1.374	0.131	/
Down	Off	QPSK	Front Side	10	26865	841.5	1	Low	1.49	0.055	23.57	25.00	1.390	0.076	/
	Off			10	26765	821.5	25	Low	-2.81	0.042	22.62	24.00	1.374	0.058	/
	Off		Back Side	10	26865	841.5	1	Low	4.14	0.076	23.57	25.00	1.390	0.106	/

	Off			10	26765	821.5	25	Low	-2.99	0.061	22.62	24.00	1.374	0.084	/
	Off		Left Edge	10	26865	841.5	1	Low	3.90	0.015	23.57	25.00	1.390	0.021	/
	Off			10	26765	821.5	25	Low	-2.44	0.012	22.62	24.00	1.374	0.016	/
	Off		Right Edge	10	26865	841.5	1	Low	2.44	0.043	23.57	25.00	1.390	0.060	/
	Off			10	26765	821.5	25	Low	3.44	0.038	22.62	24.00	1.374	0.052	/
	Off		Bottom Edge	10	26865	841.5	1	Low	-3.99	0.049	23.57	25.00	1.390	0.068	/
	Off			10	26765	821.5	25	Low	-0.69	0.038	22.62	24.00	1.374	0.052	/
Note: Refer to ANNEX C for the detailed test data for each test configuration.															

10.12 LTE Band 38 (20MHz Bandwidth)

Antenna	Power Reduction	Mode	Position	Dist. (mm)	Ch.	Freq. (MHz)	RB Num.	RB Start	Power Drift (%)	1g Meas SAR (W/kg)	Meas. Power (dBm)	Max. tune-up power (dBm)	Scaling Factor	1g Scaled SAR (W/kg)	Meas. No.
Head															
Up	Level1	QPSK	Left Cheek	0	38150	2610	1	Mid	-3.93	0.387	20.79	21.50	1.178	0.456	/
	Level1			0	38150	2610	50	High	1.80	0.379	20.74	21.50	1.191	0.451	/
	Level1		Left Tilt	0	38150	2610	1	Mid	-0.07	0.384	20.79	21.50	1.178	0.452	/
	Level1			0	38150	2610	50	High	-0.45	0.381	20.74	21.50	1.191	0.454	/
	Level1		Right Cheek	0	38150	2610	1	Mid	0.01	0.466	20.79	21.50	1.178	0.548	/
	Level1			0	38150	2610	50	High	3.08	0.460	20.74	21.50	1.191	0.548	/
	Level1		Right Tilt	0	38150	2610	1	Mid	0.52	0.649	20.79	21.50	1.178	**0.764**	39#
	Level1			0	38150	2610	50	High	-1.70	0.633	20.74	21.50	1.191	0.754	/
Up	Level2	QPSK	Left Cheek	0	38150	2610	1	Mid	1.51	0.268	18.98	19.50	1.127	0.302	/
	Level2			0	38150	2610	50	High	3.88	0.261	19.01	19.50	1.119	0.292	/
	Level2		Left Tilt	0	38150	2610	1	Mid	3.13	0.255	18.98	19.50	1.127	0.287	/
	Level2			0	38150	2610	50	High	0.41	0.241	19.01	19.50	1.119	0.270	/
	Level2		Right Cheek	0	38150	2610	1	Mid	-3.33	0.301	18.98	19.50	1.127	0.339	/
	Level2			0	38150	2610	50	High	-0.34	0.299	19.01	19.50	1.119	0.335	/
	Level2		Right Tilt	0	38150	2610	1	Mid	1.07	0.399	18.98	19.50	1.127	0.450	/
	Level2			0	38150	2610	50	High	4.10	0.385	19.01	19.50	1.119	0.431	/
Down	Off	QPSK	Left Cheek	0	38150	2610	1	Low	3.36	0.046	24.11	24.50	1.094	0.050	/
	Off			0	38000	2595	50	Mid	3.04	0.042	23.14	23.50	1.086	0.046	/
	Off		Left Tilt	0	38150	2610	1	Low	-4.01	0.058	24.11	24.50	1.094	0.063	/
	Off			0	38000	2595	50	Mid	1.13	0.051	23.14	23.50	1.086	0.055	/
	Off		Right Cheek	0	38150	2610	1	Low	3.71	0.147	24.11	24.50	1.094	0.161	/
	Off			0	38000	2595	50	Mid	-1.69	0.125	23.14	23.50	1.086	0.136	/
	Off		Right Tilt	0	38150	2610	1	Low	0.56	0.077	24.11	24.50	1.094	0.084	/
	Off			0	38000	2595	50	Mid	-3.86	0.069	23.14	23.50	1.086	0.075	/
Body-worn Accessory															
Up	Off	QPSK	Front Side	15	38150	2610	1	Low	-4.74	0.193	24.11	24.50	1.094	0.211	/
	Off			15	38000	2595	50	Mid	1.31	0.189	23.14	23.50	1.086	0.205	/
	Off		Back Side	15	38150	2610	1	Low	2.05	0.423	24.11	24.50	1.094	**0.463**	40#
	Off			15	38000	2595	50	Mid	-1.12	0.341	23.14	23.50	1.086	0.370	/

Down	Off	QPSK	Front Side	15	38150	2610	1	Low	-0.68	0.158	24.11	24.50	1.094	0.173	/
	Off			15	38000	2595	50	Mid	-0.33	0.119	23.14	23.50	1.086	0.129	/
	Off		Back Side	15	38150	2610	1	Low	2.33	0.180	24.11	24.50	1.094	0.197	/
	Off			15	38000	2595	50	Mid	2.52	0.143	23.14	23.50	1.086	0.155	/
Hotspot															
Up	Level3	QPSK	Front Side	10	38150	2610	1	Mid	1.99	0.055	17.81	18.50	1.172	0.064	/
	Level3			10	38150	2610	50	High	3.21	0.043	17.78	18.50	1.180	0.051	/
	Level3		Back Side	10	38150	2610	1	Mid	-4.80	0.237	17.81	18.50	1.172	0.278	/
	Level3			10	38150	2610	50	High	-2.39	0.231	17.78	18.50	1.180	0.273	/
	Level3		Left Edge	10	38150	2610	1	Mid	-1.71	0.018	17.81	18.50	1.172	0.021	/
	Level3			10	38150	2610	50	High	4.17	0.015	17.78	18.50	1.180	0.018	/
	Level3		Right Edge	10	38150	2610	1	Mid	-3.17	0.061	17.81	18.50	1.172	0.072	/
	Level3			10	38150	2610	50	High	2.82	0.058	17.78	18.50	1.180	0.068	/
	Level3		Top Edge	10	38150	2610	1	Mid	3.49	0.279	17.81	18.50	1.172	0.327	/
	Level3			10	38150	2610	50	High	-4.11	0.268	17.78	18.50	1.180	0.316	/
Down	Off	QPSK	Front Side	10	38150	2610	1	Low	2.50	0.335	24.11	24.50	1.094	0.366	/
	Off			10	38000	2595	50	Mid	-2.99	0.274	23.14	23.50	1.086	0.298	/
	Off		Back Side	10	38150	2610	1	Low	2.55	0.339	24.11	24.50	1.094	**0.371**	41#
	Off			10	38000	2595	50	Mid	0.64	0.278	23.14	23.50	1.086	0.302	/
	Off		Left Edge	10	38150	2610	1	Low	1.16	0.272	24.11	24.50	1.094	0.298	/
	Off			10	38000	2595	50	Mid	0.73	0.215	23.14	23.50	1.086	0.234	/
	Off		Right Edge	10	38150	2610	1	Low	-1.25	0.025	24.11	24.50	1.094	0.027	/
	Off			10	38000	2595	50	Mid	3.23	0.019	23.14	23.50	1.086	0.021	/
	Off		Bottom Edge	10	38150	2610	1	Low	0.70	0.253	24.11	24.50	1.094	0.277	/
	Off			10	38000	2595	50	Mid	1.14	0.199	23.14	23.50	1.086	0.216	/
Note: Refer to ANNEX C for the detailed test data for each test configuration.															

Antenna	Power Reduction	Mode	Position	Dist. (mm)	Ch.	Freq. (MHz)	RB Num.	RB Start	Power Drift (%)	10g Meas SAR (W/kg)	Meas. Power (dBm)	Max. tune-up power (dBm)	Scaling Factor	10g Scaled SAR (W/kg)	Meas. No.
Specific															
Up	Off	QPSK	Front Side	0	38150	2610	1	Low	-4.05	0.743	24.11	24.50	1.094	0.813	/
	Off			0	38000	2595	50	Mid	0.53	0.730	23.14	23.50	1.086	0.793	/
	Off		Back Side	0	38150	2610	1	Low	-4.21	1.245	24.11	24.50	1.094	1.362	/
	Off			0	38000	2595	50	Mid	1.74	1.238	23.14	23.50	1.086	1.345	/
	Off		Left Edge	0	38150	2610	1	Low	1.23	0.044	24.11	24.50	1.094	0.048	/
	Off			0	38000	2595	50	Mid	-4.46	0.041	23.14	23.50	1.086	0.045	/
	Off		Right Edge	0	38150	2610	1	Low	-4.17	0.158	24.11	24.50	1.094	0.173	/
	Off			0	38000	2595	50	Mid	2.09	0.153	23.14	23.50	1.086	0.166	/
	Off		Top Edge	0	38150	2610	1	Low	-2.19	1.610	24.11	24.50	1.094	**1.761**	42#
	Off			0	38000	2595	50	Mid	3.92	1.580	23.14	23.50	1.086	1.717	/
Up	Level5	QPSK	Front Side	0	38150	2610	1	Mid	1.19	0.296	17.81	18.50	1.172	0.347	/
	Level5			0	38150	2610	50	High	-2.73	0.291	17.78	18.50	1.180	0.343	/
	Level5		Back Side	0	38150	2610	1	Mid	1.82	0.496	17.81	18.50	1.172	0.581	/
	Level5			0	38150	2610	50	High	2.11	0.483	17.78	18.50	1.180	0.570	/
	Level5		Left Edge	0	38150	2610	1	Mid	-0.19	0.018	17.81	18.50	1.172	0.021	/
	Level5			0	38150	2610	50	High	0.36	0.016	17.78	18.50	1.180	0.019	/
	Level5		Right Edge	0	38150	2610	1	Mid	4.76	0.063	17.81	18.50	1.172	0.074	/
	Level5			0	38150	2610	50	High	0.29	0.061	17.78	18.50	1.180	0.072	/
	Level5		Top Edge	0	38150	2610	1	Mid	-1.00	0.641	17.81	18.50	1.172	0.751	/
	Level5			0	38150	2610	50	High	2.77	0.629	17.78	18.50	1.180	0.742	/
Note: Refer to ANNEX C for the detailed test data for each test configuration.															

10.13 LTE Band 41 (20MHz Bandwidth)

Antenna	Power Reduction	Mode	Position	Dist. (mm)	Ch.	Freq. (MHz)	RB Num.	RB Start	Power Drift (%)	1g Meas SAR (W/kg)	Meas. Power (dBm)	Max. tune-up power (dBm)	Scaling Factor	1g Scaled SAR (W/kg)	Meas. No.
Head															
Up	Level1	QPSK	Left Cheek	0	41490	2680	1	Low	4.05	0.447	21.88	22.00	1.028	0.460	/
	Level1			0	41490	2680	50	Low	3.32	0.329	20.59	22.00	1.384	0.455	/
	Level1		Left Tilt	0	41490	2680	1	Low	-0.11	0.443	21.88	22.00	1.028	0.455	/
	Level1			0	41490	2680	50	Low	-2.96	0.326	20.59	22.00	1.384	0.451	/
	Level1		Right Cheek	0	41490	2680	1	Low	2.39	0.537	21.88	22.00	1.028	0.552	/
	Level1			0	41490	2680	50	Low	-3.12	0.394	20.59	22.00	1.384	0.545	/
	Level1		Right Tilt	0	41490	2680	1	Low	2.25	0.749	21.88	22.00	1.028	**0.770**	43#
	Level1			0	41490	2680	50	Low	1.41	0.550	20.59	22.00	1.384	0.761	/
Up	Level2	QPSK	Left Cheek	0	41490	2680	1	Low	0.92	0.281	19.91	20.00	1.021	0.287	/
	Level2			0	41490	2680	50	Low	-0.23	0.209	18.74	20.00	1.337	0.279	/
	Level2		Left Tilt	0	41490	2680	1	Low	1.08	0.281	19.91	20.00	1.021	0.287	/
	Level2			0	41490	2680	50	Low	0.09	0.213	18.74	20.00	1.337	0.285	/
	Level2		Right Cheek	0	41490	2680	1	Low	-3.85	0.341	19.91	20.00	1.021	0.348	/
	Level2			0	41490	2680	50	Low	-3.23	0.256	18.74	20.00	1.337	0.342	/
	Level2		Right Tilt	0	41490	2680	1	Low	3.56	0.475	19.91	20.00	1.021	0.485	/
	Level2			0	41490	2680	50	Low	-0.15	0.358	18.74	20.00	1.337	0.479	/
Down	Off	QPSK	Left Cheek	0	41490	2680	1	Low	3.20	0.035	25.67	26.00	1.079	0.038	/
	Off			0	41055	2636.5	50	Low	2.43	0.025	24.47	25.00	1.130	0.028	/
	Off		Left Tilt	0	41490	2680	1	Low	-4.28	0.038	25.67	26.00	1.079	0.041	/
	Off			0	41055	2636.5	50	Low	3.76	0.029	24.47	25.00	1.130	0.033	/
	Off		Right Cheek	0	41490	2680	1	Low	-2.66	0.063	25.67	26.00	1.079	0.068	/
	Off			0	41055	2636.5	50	Low	-1.18	0.051	24.47	25.00	1.130	0.058	/
	Off		Right Tilt	0	41490	2680	1	Low	-1.64	0.053	25.67	26.00	1.079	0.057	/
	Off			0	41055	2636.5	50	Low	-0.01	0.042	24.47	25.00	1.130	0.047	/
Up-class2	Level1	QPSK	Right Tilt	0	41490	2680	1	Low	1.52	0.530	21.79	22.00	1.050	0.556	/
Head-CA															
Up	Level1	QPSK	Right Tilt	0	PCC41490 +SCC41292	2680+ 2660.2	PCC 1+ SCC 1	Low +High	1.25	0.491	19.91	21.00	1.285	0.631	/
Body-worn Accessory															
Up	Off	QPSK	Front Side	15	41490	2680	1	Low	4.05	0.175	25.67	26.00	1.079	0.189	/
	Off			15	41055	2636.5	50	Low	-1.48	0.158	24.47	25.00	1.130	0.179	/
	Off		Back Side	15	41490	2680	1	Low	-1.11	0.365	25.67	26.00	1.079	**0.394**	44#
	Off			15	41055	2636.5	50	Low	2.23	0.295	24.47	25.00	1.130	0.333	/
Down	Off	QPSK	Front Side	15	41490	2680	1	Low	-0.82	0.164	25.67	26.00	1.079	0.177	/
	Off			15	41055	2636.5	50	Low	2.21	0.132	24.47	25.00	1.130	0.149	/
	Off		Back Side	15	41490	2680	1	Low	-0.47	0.178	25.67	26.00	1.079	0.192	/

	Off			15	41055	2636.5	50	Low	-0.27	0.143	24.47	25.00	1.130	0.162	/
Up-Class2	Off	QPSK	Back Side	15	41490	2680	1	Low	2.13	0.312	26.45	26.50	1.012	0.316	/
Body-worn Accessory-CA															
Up	Off	QPSK	Back Side	15	PCC41490 +SCC41292	2680+ 2660.2	PCC 1+ SCC 1	Low +High	3.24	0.247	23.78	25.00	1.324	0.327	/
Hotspot															
Up	Level3	QPSK	Front Side	10	41490	2680	1	Low	0.69	0.035	18.98	19.00	1.005	0.035	/
	Level3			10	41055	2636.5	50	Low	-3.19	0.024	17.59	19.00	1.384	0.033	/
	Level3		Back Side	10	41490	2680	1	Low	-0.53	0.182	18.98	19.00	1.005	0.183	/
	Level3			10	41055	2636.5	50	Low	-1.84	0.132	17.59	19.00	1.384	0.183	/
	Level3		Left Edge	10	41490	2680	1	Low	4.82	0.025	18.98	19.00	1.005	0.025	/
	Level3			10	41055	2636.5	50	Low	-0.22	0.016	17.59	19.00	1.384	0.022	/
	Level3		Right Edge	10	41490	2680	1	Low	-1.73	0.042	18.98	19.00	1.005	0.042	/
	Level3			10	41055	2636.5	50	Low	4.09	0.030	17.59	19.00	1.384	0.042	/
	Level3		Top Edge	10	41490	2680	1	Low	-2.94	0.263	18.98	19.00	1.005	0.264	/
	Level3			10	41055	2636.5	50	Low	1.87	0.190	17.59	19.00	1.384	0.263	/
Down	Off	QPSK	Front Side	10	41490	2680	1	Low	4.42	0.297	25.67	26.00	1.079	0.320	/
	Off			10	41055	2636.5	50	Low	2.06	0.253	24.47	25.00	1.130	0.286	/
	Off		Back Side	10	41490	2680	1	Low	-3.04	0.303	25.67	26.00	1.079	**0.327**	45#
	Off			10	41055	2636.5	50	Low	-1.03	0.287	24.47	25.00	1.130	0.324	/
	Off		Left Edge	10	41490	2680	1	Low	-3.42	0.237	25.67	26.00	1.079	0.256	/
	Off			10	41055	2636.5	50	Low	-2.10	0.175	24.47	25.00	1.130	0.198	/
	Off		Right Edge	10	41490	2680	1	Low	0.28	0.024	25.67	26.00	1.079	0.026	/
	Off			10	41055	2636.5	50	Low	-1.02	0.019	24.47	25.00	1.130	0.021	/
	Off		Bottom Edge	10	41490	2680	1	Low	-1.98	0.206	25.67	26.00	1.079	0.222	/
	Off			10	41055	2636.5	50	Low	0.60	0.163	24.47	25.00	1.130	0.184	/
Down-Class2	Off	QPSK	Back Side	10	41490	2680	50	Low	1.52	0.241	26.45	26.50	1.012	0.244	/
Hotspot-CA															
Down	Off	QPSK	Back Side	10	PCC41490 +SCC41292	2680+ 2660.2	PCC 1+ SCC 1	Low +High	-1.50	0.239	23.78	25.00	1.324	0.317	/
Note: Refer to ANNEX C for the detailed test data for each test configuration.															

Antenna	Power Reduction	Mode	Position	Dist. (mm)	Ch.	Freq. (MHz)	RB Num.	RB Start	Power Drift (%)	10g Meas SAR (W/kg)	Meas. Power (dBm)	Max. tune-up power (dBm)	Scaling Factor	10g Scaled SAR (W/kg)	Meas. No.
Specific															
Up	Off	QPSK	Front Side	0	41490	2680	1	Low	-0.43	0.670	25.67	26.00	1.079	0.723	/
	Off			0	41055	2636.5	50	Low	0.04	0.564	24.47	25.00	1.130	0.637	/
	Off		Back Side	0	41490	2680	1	Low	-2.95	1.206	25.67	26.00	1.079	1.301	/
	Off			0	41055	2636.5	50	Low	-4.83	1.010	24.47	25.00	1.130	1.141	/
	Off		Left Edge	0	41490	2680	1	Low	-1.90	0.041	25.67	26.00	1.079	0.044	/
	Off			0	41055	2636.5	50	Low	4.88	0.034	24.47	25.00	1.130	0.038	/
	Off		Right Edge	0	41490	2680	1	Low	-1.72	0.148	25.67	26.00	1.079	0.160	/
	Off			0	41055	2636.5	50	Low	3.66	0.124	24.47	25.00	1.130	0.140	/
	Off		Top Edge	0	41490	2680	1	Low	2.56	1.508	25.67	26.00	1.079	**1.627**	46#
	Off			0	41055	2636.5	50	Low	-4.83	1.310	24.47	25.00	1.130	1.480	/
Up	Level5	QPSK	Front Side	0	41490	2680	1	Low	-4.21	0.148	18.98	19.00	1.005	0.149	/
	Level5			0	41055	2636.5	50	Low	3.82	0.107	17.59	19.00	1.384	0.148	/
	Level5		Back Side	0	41490	2680	1	Low	4.12	0.403	18.98	19.00	1.005	0.405	/
	Level5			0	41055	2636.5	50	Low	4.74	0.292	17.59	19.00	1.384	0.404	/
	Level5		Left Edge	0	41490	2680	1	Low	3.19	0.007	18.98	19.00	1.005	0.007	/
	Level5			0	41055	2636.5	50	Low	-0.95	0.005	17.59	19.00	1.384	0.007	/
	Level5		Right Edge	0	41490	2680	1	Low	-4.20	0.026	18.98	19.00	1.005	0.026	/
	Level5			0	41055	2636.5	50	Low	-1.95	0.021	17.59	19.00	1.384	0.029	/
	Level5		Top Edge	0	41490	2680	1	Low	-0.34	0.407	18.98	19.00	1.005	0.409	/
	Level5			0	41055	2636.5	50	Low	-3.26	0.292	17.59	19.00	1.384	0.404	/
Up-Class2	Off	QPSK	Back Side	0	41490	2680	1	Low	2.51	1.312	26.45	26.50	1.012	1.327	/
Specific-CA															
Up	Off	QPSK	Top Edge	0	PCC41490 +SCC41292	2680+ 2660.2	PCC 1+ SCC 1	Low +High	2.11	1.120	23.78	25.00	1.324	1.483	/
Note: Refer to ANNEX C for the detailed test data for each test configuration.															

10.14 WIFI 2.4GHz

Mode	Power Reduction	Position	Dist. (mm)	Ch.	Freq. (MHz)	Power Drift (%)	1g Meas SAR (W/kg)	Meas. Power (dBm)	Max. tune-up power (dBm)	Scaling Factor	Duty cycle (%)	Duty Factor	1g Scaled SAR (W/kg)	Meas. No.
Head														
802.11 b	Level1&2	Left Cheek	0	6	2437	0.79	0.234	11.67	12.00	1.079	98.10	1.019	**0.257**	47#
	Level1&2	Left Tilt	0	6	2437	1.88	0.108	11.67	12.00	1.079	98.10	1.019	0.119	/
	Level1&2	Right Cheek	0	6	2437	0.35	0.039	11.67	12.00	1.079	98.10	1.019	0.043	/
	Level1&2	Right Tilt	0	6	2437	-0.25	0.024	11.67	12.00	1.079	98.10	1.019	0.026	/
Body-worn Accessory														
802.11 b	Off	Front Side	15	6	2437	-3.31	0.120	18.79	19.00	1.050	98.10	1.019	0.128	/
	Off	Back Side	15	6	2437	-2.20	0.212	18.79	19.00	1.050	98.10	1.019	**0.227**	48#
Hotspot														
802.11 b	Off	Front Side	10	6	2437	0.42	0.267	18.79	19.00	1.050	98.10	1.019	0.286	/
	Off	Back Side	10	6	2437	-3.85	0.441	18.79	19.00	1.050	98.10	1.019	0.472	/
	Off	Left Edge	10	6	2437	1.08	0.670	18.79	19.00	1.050	98.10	1.019	**0.717**	49#
	Off	Right Edge	10	6	2437	1.24	0.035	18.79	19.00	1.050	98.10	1.019	0.037	/
	Off	Top Edge	10	6	2437	-3.48	0.093	18.79	19.00	1.050	98.10	1.019	0.099	/
Note: Refer to ANNEX C for the detailed test data for each test configuration.														

10.15 WIFI 5GHz

Fre. Band	Mode	Power Reduction	Position	Dist. (mm)	Ch.	Freq. (MHz)	Power Drift (%)	1g Meas SAR (W/kg)	Meas. Power (dBm)	Max. tune-up power (dBm)	Scaling Factor	Duty cycle (%)	Duty Factor	1g Scaled SAR (W/kg)	Meas. No.
Head															
5.3G	802.11 n HT40	Level1&2	Left Cheek	0	54	5270	2.54	0.175	10.37	11.50	1.297	92.80	1.078	0.244	/
		Level1&2	Left Tilt	0	54	5270	3.69	0.178	10.37	11.50	1.297	92.80	1.078	**0.249**	50#
		Level1&2	Right Cheek	0	54	5270	-4.06	0.069	10.37	11.50	1.297	92.80	1.078	0.096	/
		Level1&2	Right Tilt	0	54	5270	-2.00	0.085	10.37	11.50	1.297	92.80	1.078	0.118	/
5.6G	802.11 n HT40	Level1&2	Left Cheek	0	118	5590	1.22	0.246	11.41	11.50	1.021	92.80	1.078	0.271	/
		Level1&2	Left Tilt	0	118	5590	3.49	0.263	11.41	11.50	1.021	92.80	1.078	**0.289**	51#
		Level1&2	Right Cheek	0	118	5590	0.38	0.102	11.41	11.50	1.021	92.80	1.078	0.112	/
		Level1&2	Right Tilt	0	118	5590	0.24	0.125	11.41	11.50	1.021	92.80	1.078	0.138	/
5.8G	802.11 n HT40	Level1&2	Left Cheek	0	159	5795	-4.65	0.351	11.20	11.50	1.072	92.80	1.078	0.405	/
		Level1&2	Left Tilt	0	159	5795	3.84	0.383	11.20	11.50	1.072	92.80	1.078	**0.442**	52#
		Level1&2	Right Cheek	0	159	5795	-2.46	0.142	11.20	11.50	1.072	92.80	1.078	0.164	/
		Level1&2	Right Tilt	0	159	5795	1.99	0.156	11.20	11.50	1.072	92.80	1.078	0.180	/
Body-worn Accessory															
5.3G	802.11 n HT40	Off	Front Side	15	54	5270	2.55	0.158	16.61	17.00	1.094	92.80	1.078	0.186	/
		Off	Back Side	15	54	5270	3.04	0.177	16.61	17.00	1.094	92.80	1.078	**0.209**	53#
5.6G	802.11 n HT40	Off	Front Side	15	102	5510	3.04	0.150	16.61	17.00	1.094	92.80	1.078	0.177	/
		Off	Back Side	15	102	5510	2.90	0.173	16.61	17.00	1.094	92.80	1.078	**0.204**	54#
5.8G	802.11 n HT40	Off	Front Side	15	159	5795	-4.49	0.162	16.30	17.00	1.175	92.80	1.078	0.205	/
		Off	Back Side	15	159	5795	-0.86	0.181	16.30	17.00	1.175	92.80	1.078	**0.229**	55#
Hotspot															
5.2G	802.11 n HT40	Off	Front Side	10	38	5190	-0.95	0.204	16.75	17.00	1.059	92.80	1.078	0.233	/
		Off	Back Side	10	38	5190	2.17	0.216	16.75	17.00	1.059	92.80	1.078	0.247	/
		Off	Left Edge	10	38	5190	3.86	0.189	16.75	17.00	1.059	92.80	1.078	0.216	/
		Off	Right Edge	10	38	5190	3.39	0.075	16.75	17.00	1.059	92.80	1.078	0.086	/
		Off	Top Edge	10	38	5190	3.42	0.329	16.75	17.00	1.059	92.80	1.078	**0.376**	56#
5.8G	802.11 n HT40	Off	Front Side	10	159	5795	-3.19	0.270	16.30	17.00	1.175	92.80	1.078	0.342	/
		Off	Back Side	10	159	5795	-3.71	0.302	16.30	17.00	1.175	92.80	1.078	0.382	/
		Off	Left Edge	10	159	5795	-3.23	0.264	16.30	17.00	1.175	92.80	1.078	0.334	/
		Off	Right Edge	10	159	5795	-0.74	0.096	16.30	17.00	1.175	92.80	1.078	0.122	/
		Off	Top Edge	10	159	5795	0.59	0.623	16.30	17.00	1.175	92.80	1.078	**0.789**	57#

Note: Refer to ANNEX C for the detailed test data for each test configuration.

Fre. Band	Mode	Power Reduction	Position	Dist. (mm)	Ch.	Freq. (MHz)	Power Drift (%)	10g Meas SAR (W/kg)	Meas. Power (dBm)	Max. tune-up power (dBm)	Scaling Factor	Duty cycle (%)	Duty Factor	10g Scaled SAR (W/kg)	Meas. No.
Specific															
5.3G	802.11 n HT40	Off	Front Side	0	54	5270	3.24	0.393	16.61	17.00	1.094	92.80	1.078	0.463	/
		Off	Back Side	0	54	5270	1.91	0.334	16.61	17.00	1.094	92.80	1.078	0.394	/
		Off	Left Edge	0	54	5270	-1.01	0.315	16.61	17.00	1.094	92.80	1.078	0.371	/
		Off	Right Edge	0	54	5270	-4.13	0.041	16.61	17.00	1.094	92.80	1.078	0.048	/
		Off	Top Edge	0	54	5270	0.20	0.396	16.61	17.00	1.094	92.80	1.078	**0.467**	58#
5.6G	802.11 n HT40	Off	Front Side	0	102	5510	1.47	0.576	16.61	17.00	1.094	92.80	1.078	0.679	/
		Off	Back Side	0	102	5510	-3.09	0.486	16.61	17.00	1.094	92.80	1.078	0.573	/
		Off	Left Edge	0	102	5510	0.47	0.498	16.61	17.00	1.094	92.80	1.078	0.587	/
		Off	Right Edge	0	102	5510	2.63	0.055	16.61	17.00	1.094	92.80	1.078	0.065	/
		Off	Top Edge	0	102	5510	-2.90	0.631	16.61	17.00	1.094	92.80	1.078	**0.744**	59#
Note: Refer to ANNEX C for the detailed test data for each test configuration.															

10.16 Bluetooth

Mode	Power Reduction	Position	Dist. (mm)	Ch.	Freq. (MHz)	Power Drift (%)	1g Meas SAR (W/kg)	Meas. Power (dBm)	Max. tune-up power (dBm)	Scaling Factor	Duty cycle (%)	Duty Factor	1g Scaled SAR (W/kg)	Meas. No.
Head														
DH5	Off	Left Cheek	0	0	2402	-2.53	0.215	10.38	10.50	1.028	76.80	1.302	**0.288**	60#
	Off	Left Tilt	0	0	2402	-0.21	0.108	10.38	10.50	1.028	76.80	1.302	0.145	/
	Off	Right Cheek	0	0	2402	-0.52	0.038	10.38	10.50	1.028	76.80	1.302	0.051	/
	Off	Right Tilt	0	0	2402	3.69	0.029	10.38	10.50	1.028	76.80	1.302	0.039	/
Body-worn Accessory														
DH5	Off	Front Side	15	0	2402	-2.18	0.029	10.38	10.50	1.028	76.80	1.302	0.039	/
	Off	Back Side	15	0	2402	4.65	0.035	10.38	10.50	1.028	76.80	1.302	**0.047**	61#
Hotspot														
DH5	Off	Front Side	10	0	2402	3.31	0.038	10.38	10.50	1.028	76.80	1.302	0.068	/
	Off	Back Side	10	0	2402	-3.72	0.045	10.38	10.50	1.028	76.80	1.302	0.080	/
	Off	Left Edge	10	0	2402	3.43	0.078	10.38	10.50	1.028	76.80	1.302	**0.139**	62#
	Off	Right Edge	10	0	2402	-3.69	0.004	10.38	10.50	1.028	76.80	1.302	0.007	/
	Off	Top Edge	10	0	2402	-4.90	0.010	10.38	10.50	1.028	76.80	1.302	0.018	/
Note: Refer to ANNEX C for the detailed test data for each test configuration.														

11 SAR Measurement Variability

According to KDB 865664 D01, SAR measurement variability was assessed for each frequency band, which is determined by the SAR probe calibration point and tissue-equivalent medium used for the device measurements. When both head and body tissue-equivalent media are required for SAR measurements in a frequency band, the variability measurement procedures should be applied to the tissue medium with the highest measured SAR, using the highest measured SAR configuration for that tissue-equivalent medium. Alternatively, if the highest measured SAR for both head and body tissue-equivalent media are ≤ 1.45 W/kg and the ratio of these highest SAR values, i.e., largest divided by smallest value, is ≤ 1.10, the highest SAR configuration for either head or body tissue-equivalent medium may be used to perform the repeated measurement. These additional measurements are repeated after the completion of all measurements requiring the same head or body tissue-equivalent medium in a frequency band. The test device should be returned to ambient conditions (normal room temperature) with the battery fully charged before it is re-mounted on the device holder for the repeated measurement(s) to minimize any unexpected variations in the repeated results.

SAR repeated measurement procedure:

1. When the highest measured SAR is < 0.80 W/kg, repeated measurement is not required.
2. When the highest measured SAR is >= 0.80 W/kg, repeat that measurement once.
3. If the ratio of largest to smallest SAR for the original and first repeated measurements is > 1.20, or when the original or repeated measurement is >= 1.45 W/kg, perform a second repeated measurement.
4. If the ratio of largest to smallest SAR for the original, first and second repeated measurements is > 1.20, and the original, first or second repeated measurement is >= 1.5 W/kg, perform a third repeated measurement.

For 1g SAR

Frequency Band (MHz)	Wireless Band	Antenna	Power Reduction	RF Exposure Conditions	Test Position	Highest Measured SAR (W/kg)	Repeated SAR (Yes/No)	Highest Measured SAR (W/kg)	Largest to Smallest SAR Radio
850	CDMA BC0	Up	Off	Head	Right Cheek	0.814	Yes	0.782	1.04
1900	WCDMA Band2	Down	Off	Body	Back Side	0.877	Yes	0.836	1.05
1900	LTE Band2	Up	Level 1	Head	Right Tilt	0.815	Yes	0.802	1.02
1900	WCDMA Band2	Down	Off	Body	Back Side	0.873	Yes	0.825	1.06
1800	WCDMA Band4	Up	Level 1	Head	Right Tilt	0.913	Yes	0.882	1.04
1800	WCDMA Band4	Down	Off	Body	Bottom Edge	0.933	Yes	0.905	1.03
1800	LTE Band4	Up	Level 1	Head	Right Tilt	0.901	Yes	0.868	1.04
1800	WCDMA Band4	Down	Off	Body	Bottom Edge	0.944	Yes	0.929	1.02
Note: The ratio of largest to smallest SAR for the original and first repeated measurements is < 1.20, the second repeated measurement. is not required.									

For 10g SAR

Frequency Band (MHz)	Wireless Band	Antenna	Power Reduction	RF Exposure Conditions	Test Position	Highest Measured SAR (W/kg)	Repeated SAR (Yes/No)	Highest Measured SAR (W/kg)	Largest to Smallest SAR Radio
1800	WCDMA Band4	Up	Level4	Body	Top Edge	2.004	Yes	1.938	1.01
Note: The ratio of largest to smallest SAR for the original and first repeated measurements is < 1.20, the second repeated measurement. is not required.									

12 SIMULTANEOUS TRANSMISSION

Simultaneous transmission SAR test exclusion is determined for each operating configuration and exposure condition according to the reported standalone SAR of each applicable simultaneous transmitting antenna. When the sum of SAR 1g of all simultaneously transmitting antennas in an operating mode and exposure condition combination is within the SAR limit (SAR 1g 1.6 W/kg), the simultaneous transmission SAR is not required. When the sum of SAR 1g is greater than the SAR limit (SAR 1g 1.6 W/kg), SAR test exclusion is determined by the SAR to Peak Location Ratio (SPLSR).

12.1 Simultaneous Transmission Mode Consider

No.	Simultaneous Tx Combination	Head	Body-worn Accessory	Hotspot	Product Specific
1	GSM + WiFi 2.4G	Yes	Yes	Yes	Yes
2	GSM + WiFi 5G	Yes	Yes	Yes	Yes
3	GSM + Bluetooth	Yes	Yes	Yes	Yes
4	UMTS + WiFi 2.4G	Yes	Yes	Yes	Yes
5	UMTS + WiFi 5G	Yes	Yes	Yes	Yes
6	UMTS + Bluetooth	Yes	Yes	Yes	Yes
7	LTE + WiFi 2.4G	Yes	Yes	Yes	Yes
8	LTE + WiFi 5G	Yes	Yes	Yes	Yes
9	LTE + Bluetooth	Yes	Yes	Yes	Yes
10	WiFi 5G + Bluetooth	Yes	Yes	Yes	Yes

Note:
1. 2G&3G&4G share the same antenna and can’t transmit simultaneously.
2. 2.4G WLAN can’t transmit simultaneously with Bluetooth or 5G WLAN.
3. Two WWAN antennas can switch automatically, but up and down antenna can't transmit simultaneously.
4. The maximum SAR summation is calculated based on the same configuration and test position.

12.2 Sum SAR of Simultaneous Transmission

12.2.1 Head Simultaneous Transmission SAR Evaluation for WWAN of Antenna Down

Band	Power Reduction	Position	Stand alone SAR						SUM SAR				
			WWAN	2.4G WIFI	5.3G WIFI	5.6G WIFI	5.8G WIFI	Bluetooth	WWAN +2.4G WIFI	WWAN +5.3G WIFI	WWAN +5.6G WIFI	WWAN +5.8G WIFI	WWAN +Bluetooth
GSM 850	Off	Left Cheek	0.068	0.257	0.244	0.271	0.405	0.288	0.326	0.313	0.339	0.474	0.356
	Off	Left Tilt	0.031	0.119	0.249	0.289	0.442	0.145	0.150	0.280	0.321	0.474	0.176
	Off	Right Cheek	0.067	0.043	0.096	0.112	0.164	0.051	0.110	0.163	0.179	0.231	0.118
	Off	Right Tilt	0.034	0.026	0.118	0.138	0.180	0.039	0.060	0.152	0.171	0.214	0.072
GSM 1900	Off	Left Cheek	0.115	0.257	0.244	0.271	0.405	0.288	0.372	0.359	0.386	0.520	0.403
	Off	Left Tilt	0.052	0.119	0.249	0.289	0.442	0.145	0.170	0.300	0.341	0.494	0.196
	Off	Right Cheek	0.123	0.043	0.096	0.112	0.164	0.051	0.166	0.219	0.235	0.287	0.174
	Off	Right Tilt	0.056	0.026	0.118	0.138	0.180	0.039	0.082	0.174	0.193	0.236	0.095
WCDMA B2	Off	Left Cheek	0.109	0.257	0.244	0.271	0.405	0.288	0.366	0.353	0.379	0.514	0.397
	Off	Left Tilt	0.054	0.119	0.249	0.289	0.442	0.145	0.173	0.302	0.343	0.496	0.198
	Off	Right Cheek	0.117	0.043	0.096	0.112	0.164	0.051	0.160	0.213	0.230	0.281	0.168
	Off	Right Tilt	0.056	0.026	0.118	0.138	0.180	0.039	0.082	0.174	0.194	0.236	0.095
WCDMA B4	Off	Left Cheek	0.102	0.257	0.244	0.271	0.405	0.288	0.359	0.346	0.372	0.507	0.389
	Off	Left Tilt	0.043	0.119	0.249	0.289	0.442	0.145	0.161	0.291	0.332	0.485	0.187
	Off	Right Cheek	0.059	0.043	0.096	0.112	0.164	0.051	0.102	0.155	0.171	0.223	0.110
	Off	Right Tilt	0.029	0.026	0.118	0.138	0.180	0.039	0.055	0.147	0.167	0.209	0.068
WCDMA B5	Off	Left Cheek	0.108	0.257	0.244	0.271	0.405	0.288	0.366	0.352	0.379	0.513	0.396
	Off	Left Tilt	0.058	0.119	0.249	0.289	0.442	0.145	0.176	0.306	0.347	0.500	0.202
	Off	Right Cheek	0.110	0.043	0.096	0.112	0.164	0.051	0.152	0.206	0.222	0.274	0.160
	Off	Right Tilt	0.059	0.026	0.118	0.138	0.180	0.039	0.086	0.177	0.197	0.239	0.098
CDMA BC0	Off	Left Cheek	0.137	0.257	0.244	0.271	0.405	0.288	0.394	0.381	0.407	0.542	0.425
	Off	Left Tilt	0.059	0.119	0.249	0.289	0.442	0.145	0.177	0.307	0.348	0.501	0.203
	Off	Right Cheek	0.119	0.043	0.096	0.112	0.164	0.051	0.162	0.215	0.231	0.283	0.170
	Off	Right Tilt	0.054	0.026	0.118	0.138	0.180	0.039	0.081	0.173	0.192	0.235	0.093
LTE B2	Off	Left Cheek	0.124	0.257	0.244	0.271	0.405	0.288	0.381	0.368	0.395	0.529	0.412
	Off	Left Tilt	0.055	0.119	0.249	0.289	0.442	0.145	0.174	0.304	0.344	0.497	0.200
	Off	Right Cheek	0.107	0.043	0.096	0.112	0.164	0.051	0.150	0.203	0.219	0.271	0.158
	Off	Right Tilt	0.050	0.026	0.118	0.138	0.180	0.039	0.076	0.168	0.187	0.230	0.088
LTE B4	Off	Left Cheek	0.133	0.257	0.244	0.271	0.405	0.288	0.391	0.378	0.404	0.538	0.421
	Off	Left Tilt	0.061	0.119	0.249	0.289	0.442	0.145	0.180	0.309	0.350	0.503	0.205
	Off	Right Cheek	0.070	0.043	0.096	0.112	0.164	0.051	0.113	0.166	0.182	0.234	0.121
	Off	Right Tilt	0.040	0.026	0.118	0.138	0.180	0.039	0.067	0.158	0.178	0.220	0.079
LTE B5	Off	Left Cheek	0.073	0.257	0.244	0.271	0.405	0.288	0.330	0.317	0.344	0.478	0.361
	Off	Left Tilt	0.041	0.119	0.249	0.289	0.442	0.145	0.160	0.290	0.331	0.484	0.186
	Off	Right Cheek	0.074	0.043	0.096	0.112	0.164	0.051	0.117	0.171	0.187	0.238	0.125
	Off	Right Tilt	0.037	0.026	0.118	0.138	0.180	0.039	0.064	0.155	0.175	0.217	0.076
LTE B7	Off	Left Cheek	0.066	0.257	0.244	0.271	0.405	0.288	0.323	0.310	0.336	0.471	0.353
	Off	Left Tilt	0.066	0.119	0.249	0.289	0.442	0.145	0.184	0.314	0.355	0.508	0.210

	Off	Right Cheek	0.054	0.043	0.096	0.112	0.164	0.051	0.097	0.151	0.167	0.218	0.105
	Off	Right Tilt	0.040	0.026	0.118	0.138	0.180	0.039	0.066	0.158	0.177	0.220	0.078
LTE B26	Off	Left Cheek	0.092	0.257	0.244	0.271	0.405	0.288	0.349	0.336	0.362	0.497	0.380
	Off	Left Tilt	0.044	0.119	0.249	0.289	0.442	0.145	0.163	0.293	0.334	0.487	0.189
	Off	Right Cheek	0.089	0.043	0.096	0.112	0.164	0.051	0.132	0.185	0.201	0.253	0.140
	Off	Right Tilt	0.043	0.026	0.118	0.138	0.180	0.039	0.069	0.161	0.181	0.223	0.082
LTE B38	Off	Left Cheek	0.050	0.257	0.244	0.271	0.405	0.288	0.308	0.295	0.321	0.456	0.338
	Off	Left Tilt	0.063	0.119	0.249	0.289	0.442	0.145	0.182	0.312	0.353	0.506	0.208
	Off	Right Cheek	0.161	0.043	0.096	0.112	0.164	0.051	0.204	0.257	0.273	0.325	0.212
	Off	Right Tilt	0.084	0.026	0.118	0.138	0.180	0.039	0.111	0.202	0.222	0.264	0.123
LTE B41	Off	Left Cheek	0.038	0.257	0.244	0.271	0.405	0.288	0.295	0.282	0.308	0.443	0.326
	Off	Left Tilt	0.041	0.119	0.249	0.289	0.442	0.145	0.160	0.290	0.330	0.483	0.186
	Off	Right Cheek	0.068	0.043	0.096	0.112	0.164	0.051	0.111	0.164	0.180	0.232	0.119
	Off	Right Tilt	0.057	0.026	0.118	0.138	0.180	0.039	0.084	0.175	0.195	0.237	0.096
Note: The highest Summed 1g SAR is 0.542 W/Kg < 1.6 W/kg, so Simultaneous Transmission SAR test is not required.													

12.2.2 Body-worn Accessory Simultaneous Transmission SAR Evaluation for WWAN of Antenna Down

Band	Power Reduction	Position	Stand alone SAR						SUM SAR			
			WWAN	2.4G WIFI	5.3G WIFI	5.6G WIFI	5.8G WIFI	Bluetooth	WWAN+ 2.4G WIFI	WWAN+ 5.3G WIFI	WWAN+ 5.6G WIFI	WWAN+ 5.8G WIFI
GSM 850	Off	Front Side 15mm	0.057	0.128	0.186	0.177	0.205	0.039	0.186	0.244	0.234	0.263
	Off	Back Side 15mm	0.088	0.227	0.209	0.204	0.229	0.047	0.315	0.296	0.292	0.317
GSM 1900	Off	Front Side 15mm	0.193	0.128	0.186	0.177	0.205	0.039	0.321	0.379	0.370	0.398
	Off	Back Side 15mm	0.351	0.227	0.209	0.204	0.229	0.047	0.578	0.560	0.555	0.580
WCDMA B2	Off	Front Side 15mm	0.277	0.128	0.186	0.177	0.205	0.039	0.405	0.463	0.454	0.482
	Off	Back Side 15mm	0.461	0.227	0.209	0.204	0.229	0.047	0.688	0.669	0.665	0.690
WCDMA B4	Off	Front Side 15mm	0.178	0.128	0.186	0.177	0.205	0.039	0.307	0.365	0.355	0.384
	Off	Back Side 15mm	0.354	0.227	0.209	0.204	0.229	0.047	0.581	0.562	0.558	0.583
WCDMA B5	Off	Front Side 15mm	0.114	0.128	0.186	0.177	0.205	0.039	0.242	0.300	0.291	0.319
	Off	Back Side 15mm	0.170	0.227	0.209	0.204	0.229	0.047	0.397	0.379	0.374	0.399
CDMA BC0	Off	Front Side 15mm	0.101	0.128	0.186	0.177	0.205	0.039	0.229	0.287	0.278	0.306
	Off	Back Side 15mm	0.132	0.227	0.209	0.204	0.229	0.047	0.359	0.341	0.336	0.361
LTE B2	Off	Front Side 15mm	0.276	0.128	0.186	0.177	0.205	0.039	0.405	0.462	0.453	0.481
	Off	Back Side 15mm	0.596	0.227	0.209	0.204	0.229	0.047	0.822	0.804	0.800	**0.825**
LTE B4	Off	Front Side 15mm	0.214	0.128	0.186	0.177	0.205	0.039	0.342	0.400	0.390	0.419
	Off	Back Side 15mm	0.434	0.227	0.209	0.204	0.229	0.047	0.661	0.643	0.638	0.663
LTE B5	Off	Front Side 15mm	0.087	0.128	0.186	0.177	0.205	0.039	0.215	0.273	0.264	0.292
	Off	Back Side 15mm	0.109	0.227	0.209	0.204	0.229	0.047	0.336	0.317	0.313	0.338
LTE B7	Off	Front Side 15mm	0.207	0.128	0.186	0.177	0.205	0.039	0.335	0.393	0.384	0.412
	Off	Back Side 15mm	0.234	0.227	0.209	0.204	0.229	0.047	0.461	0.443	0.438	0.463
LTE B26	Off	Front Side 15mm	0.044	0.128	0.186	0.177	0.205	0.039	0.173	0.231	0.221	0.250
	Off	Back Side 15mm	0.089	0.227	0.209	0.204	0.229	0.047	0.316	0.298	0.293	0.318
LTE B38	Off	Front Side 15mm	0.173	0.128	0.186	0.177	0.205	0.039	0.301	0.359	0.350	0.378
	Off	Back Side 15mm	0.197	0.227	0.209	0.204	0.229	0.047	0.424	0.406	0.401	0.426
LTE B41	Off	Front Side 15mm	0.177	0.128	0.186	0.177	0.205	0.039	0.305	0.363	0.354	0.382
	Off	Back Side 15mm	0.192	0.227	0.209	0.204	0.229	0.047	0.419	0.401	0.396	0.421
Note: The highest Summed 1g SAR is 0.825 W/Kg < 1.6 W/kg, so Simultaneous Transmission SAR test is not required.												

12.2.3 Hotspot Simultaneous Transmission SAR Evaluation for WWAN of Antenna Down

Band	Power Reduction	Position	Stand alone SAR					SUM SAR			
			WWAN	2.4G WIFI	5.3G WIFI	5.8G WIFI	Bluetooth	WWAN+2.4G WIFI	WWAN+5.3G WIFI	WWAN+5.8G WIFI	WWAN+Bluetooth
GSM 850	Off	Front Side 10mm	0.063	0.286	0.233	0.342	0.068	0.349	0.296	0.405	0.130
	Off	Back Side 10mm	0.103	0.472	0.247	0.382	0.080	0.575	0.350	0.485	0.183
	Off	Left Edge 10mm	0.013	0.717	0.216	0.334	0.139	0.730	0.229	0.347	0.152
	Off	Right Edge 10mm	0.042	0.037	0.086	0.122	0.007	0.080	0.128	0.164	0.049
	Off	Bottom Edge 10mm	0.044	0.000	0.000	0.000	0.018	0.044	0.044	0.044	0.062
GSM 1900	Off	Front Side 10mm	0.293	0.286	0.233	0.342	0.068	0.578	0.526	0.635	0.360
	Off	Back Side 10mm	0.655	0.472	0.247	0.382	0.080	1.126	0.901	1.037	0.735
	Off	Left Edge 10mm	0.146	0.717	0.216	0.334	0.139	0.863	0.362	0.480	0.285
	Off	Right Edge 10mm	0.056	0.037	0.086	0.122	0.007	0.093	0.142	0.177	0.063
	Off	Bottom Edge 10mm	0.650	0.000	0.000	0.000	0.018	0.650	0.650	0.650	0.668
WCDMA B2	Off	Front Side 10mm	0.615	0.286	0.233	0.342	0.068	0.901	0.848	0.957	0.683
	Off	Back Side 10mm	0.929	0.472	0.247	0.382	0.080	1.401	1.176	1.311	1.009
	Off	Left Edge 10mm	0.241	0.717	0.216	0.334	0.139	0.958	0.457	0.575	0.380
	Off	Right Edge 10mm	0.201	0.037	0.086	0.122	0.007	0.238	0.286	0.322	0.208
	Off	Bottom Edge 10mm	0.925	0.000	0.000	0.000	0.018	0.925	0.925	0.925	0.943
WCDMA B4	Off	Front Side 10mm	0.413	0.286	0.233	0.342	0.068	0.699	0.646	0.755	0.481
	Off	Back Side 10mm	0.628	0.472	0.247	0.382	0.080	1.100	0.874	1.010	0.708
	Off	Left Edge 10mm	0.131	0.717	0.216	0.334	0.139	0.848	0.346	0.465	0.269
	Off	Right Edge 10mm	0.055	0.037	0.086	0.122	0.007	0.092	0.141	0.177	0.062
	Off	Bottom Edge 10mm	0.968	0.000	0.000	0.000	0.018	0.968	0.968	0.968	0.986
WCDMA B5	Off	Front Side 10mm	0.134	0.286	0.233	0.342	0.068	0.420	0.367	0.476	0.202
	Off	Back Side 10mm	0.200	0.472	0.247	0.382	0.080	0.672	0.447	0.583	0.280
	Off	Left Edge 10mm	0.026	0.717	0.216	0.334	0.139	0.743	0.242	0.360	0.165
	Off	Right Edge 10mm	0.160	0.037	0.086	0.122	0.007	0.198	0.246	0.282	0.167
	Off	Bottom Edge 10mm	0.063	0.000	0.000	0.000	0.018	0.063	0.063	0.063	0.081
CDMA BC0	Off	Front Side 10mm	0.122	0.286	0.233	0.342	0.068	0.408	0.355	0.464	0.189
	Off	Back Side 10mm	0.166	0.472	0.247	0.382	0.080	0.638	0.413	0.548	0.246
	Off	Left Edge 10mm	0.024	0.717	0.216	0.334	0.139	0.741	0.240	0.359	0.163
	Off	Right Edge 10mm	0.145	0.037	0.086	0.122	0.007	0.182	0.230	0.266	0.152
	Off	Bottom Edge 10mm	0.058	0.000	0.000	0.000	0.018	0.058	0.058	0.058	0.076
LTE B2	Off	Front Side 10mm	0.489	0.286	0.233	0.342	0.068	0.774	0.722	0.831	0.556
	Off	Back Side 10mm	0.990	0.472	0.247	0.382	0.080	**1.462**	1.236	1.372	1.070
	Off	Left Edge 10mm	0.277	0.717	0.216	0.334	0.139	0.994	0.493	0.612	0.416
	Off	Right Edge 10mm	0.149	0.037	0.086	0.122	0.007	0.186	0.235	0.270	0.156
	Off	Bottom Edge 10mm	0.976	0.000	0.000	0.000	0.018	0.976	0.976	0.976	0.994
LTE B4	Off	Front Side 10mm	0.363	0.286	0.233	0.342	0.068	0.648	0.596	0.705	0.430
	Off	Back Side 10mm	0.755	0.472	0.247	0.382	0.080	1.227	1.002	1.138	0.836
	Off	Left Edge 10mm	0.104	0.717	0.216	0.334	0.139	0.821	0.320	0.439	0.243
	Off	Right Edge 10mm	0.155	0.037	0.086	0.122	0.007	0.192	0.241	0.277	0.162
	Off	Bottom Edge 10mm	1.086	0.000	0.000	0.000	0.018	1.086	1.086	1.086	1.104
LTE B5	Off	Front Side 10mm	0.123	0.286	0.233	0.342	0.068	0.408	0.355	0.464	0.190

	Off	Back Side 10mm	0.132	0.472	0.247	0.382	0.080	0.604	0.379	0.515	0.212
	Off	Left Edge 10mm	0.070	0.717	0.216	0.334	0.139	0.787	0.286	0.404	0.209
	Off	Right Edge 10mm	0.069	0.037	0.086	0.122	0.007	0.107	0.155	0.191	0.076
	Off	Bottom Edge 10mm	0.079	0.000	0.000	0.000	0.018	0.079	0.079	0.079	0.096
LTE B7	Off	Front Side 10mm	0.429	0.286	0.233	0.342	0.068	0.715	0.662	0.771	0.497
	Off	Back Side 10mm	0.464	0.472	0.247	0.382	0.080	0.936	0.711	0.846	0.544
	Off	Left Edge 10mm	0.307	0.717	0.216	0.334	0.139	1.024	0.523	0.641	0.446
	Off	Right Edge 10mm	0.068	0.037	0.086	0.122	0.007	0.105	0.154	0.190	0.075
	Off	Bottom Edge 10mm	0.306	0.000	0.000	0.000	0.018	0.306	0.306	0.306	0.324
LTE B26	Off	Front Side 10mm	0.076	0.286	0.233	0.342	0.068	0.362	0.309	0.418	0.144
	Off	Back Side 10mm	0.106	0.472	0.247	0.382	0.080	0.577	0.352	0.488	0.186
	Off	Left Edge 10mm	0.021	0.717	0.216	0.334	0.139	0.738	0.237	0.355	0.160
	Off	Right Edge 10mm	0.060	0.037	0.086	0.122	0.007	0.097	0.145	0.181	0.067
	Off	Bottom Edge 10mm	0.068	0.000	0.000	0.000	0.018	0.068	0.068	0.068	0.086
LTE B38	Off	Front Side 10mm	0.366	0.286	0.233	0.342	0.068	0.652	0.599	0.708	0.434
	Off	Back Side 10mm	0.371	0.472	0.247	0.382	0.080	0.843	0.617	0.753	0.451
	Off	Left Edge 10mm	0.298	0.717	0.216	0.334	0.139	1.014	0.513	0.632	0.436
	Off	Right Edge 10mm	0.027	0.037	0.086	0.122	0.007	0.065	0.113	0.149	0.034
	Off	Bottom Edge 10mm	0.277	0.000	0.000	0.000	0.018	0.277	0.277	0.277	0.295
LTE B41	Off	Front Side 10mm	0.320	0.286	0.233	0.342	0.068	0.606	0.553	0.662	0.388
	Off	Back Side 10mm	0.327	0.472	0.247	0.382	0.080	0.799	0.573	0.709	0.407
	Off	Left Edge 10mm	0.256	0.717	0.216	0.334	0.139	0.973	0.471	0.590	0.394
	Off	Right Edge 10mm	0.026	0.037	0.086	0.122	0.007	0.063	0.112	0.147	0.033
	Off	Bottom Edge 10mm	0.222	0.000	0.000	0.000	0.018	0.222	0.222	0.222	0.240
Note: The highest Summed 1g SAR is 1.462 W/Kg < 1.6 W/kg, so Simultaneous Transmission SAR test is not required.											

12.2.4 Head Simultaneous Transmission SAR Evaluation for WWAN of Antenna Up

Band	Power Reduction	Position	Stand alone SAR						SUM SAR				
			WWAN	2.4G WIFI	5.3G WIFI	5.6G WIFI	5.8G WIFI	Bluetooth	WWAN +2.4G WIFI	WWAN +5.3G WIFI	WWAN +5.6G WIFI	WWAN +5.8G WIFI	WWAN +Bluetooth
GSM 850	Level2	Left Cheek	0.347	0.257	0.244	0.271	0.405	0.288	0.604	0.591	0.617	0.752	0.634
	Level2	Left Tilt	0.285	0.119	0.249	0.289	0.442	0.145	0.404	0.534	0.575	0.728	0.430
	Level2	Right Cheek	0.431	0.043	0.096	0.112	0.164	0.051	0.474	0.528	0.544	0.595	0.482
	Level2	Right Tilt	0.313	0.026	0.118	0.138	0.180	0.039	0.339	0.431	0.450	0.493	0.351
WCDMA B2	Level2	Left Cheek	0.303	0.257	0.244	0.271	0.405	0.288	0.561	0.548	0.574	0.709	0.591
	Level2	Left Tilt	0.398	0.119	0.249	0.289	0.442	0.145	0.516	0.646	0.687	0.840	0.542
	Level2	Right Cheek	0.323	0.043	0.096	0.112	0.164	0.051	0.365	0.419	0.435	0.486	0.373
	Level2	Right Tilt	0.514	0.026	0.118	0.138	0.180	0.039	0.541	0.633	0.652	0.694	0.553
WCDMA B4	Level2	Left Cheek	0.354	0.257	0.244	0.271	0.405	0.288	0.612	0.599	0.625	0.760	0.642
	Level2	Left Tilt	0.385	0.119	0.249	0.289	0.442	0.145	0.504	0.634	0.674	0.827	0.530
	Level2	Right Cheek	0.466	0.043	0.096	0.112	0.164	0.051	0.509	0.562	0.578	0.630	0.517
	Level2	Right Tilt	0.584	0.026	0.118	0.138	0.180	0.039	0.611	0.703	0.722	0.765	0.623
WCDMA B5	Off	Left Cheek	0.860	0.257	0.244	0.271	0.405	0.288	1.117	1.104	1.130	1.265	1.147
	Off	Left Tilt	0.722	0.119	0.249	0.289	0.442	0.145	0.841	0.971	1.012	1.165	0.867
	Off	Right Cheek	1.037	0.043	0.096	0.112	0.164	0.051	1.080	1.133	1.149	1.201	1.088
	Off	Right Tilt	0.769	0.026	0.118	0.138	0.180	0.039	0.795	0.887	0.906	0.949	0.807
CDMA BC0	Off	Left Cheek	0.746	0.257	0.244	0.271	0.405	0.288	1.003	0.990	1.016	1.151	1.033
	Off	Left Tilt	0.627	0.119	0.249	0.289	0.442	0.145	0.746	0.875	0.916	1.069	0.772
	Off	Right Cheek	1.171	0.043	0.096	0.112	0.164	0.051	1.214	1.267	1.283	**1.335**	1.222
	Off	Right Tilt	0.695	0.026	0.118	0.138	0.180	0.039	0.722	0.814	0.833	0.876	0.734
LTE B2	Level2	Left Cheek	0.371	0.257	0.244	0.271	0.405	0.288	0.629	0.616	0.642	0.777	0.659
	Level2	Left Tilt	0.571	0.119	0.249	0.289	0.442	0.145	0.690	0.819	0.860	1.013	0.715
	Level2	Right Cheek	0.493	0.043	0.096	0.112	0.164	0.051	0.535	0.589	0.605	0.657	0.543
	Level2	Right Tilt	0.676	0.026	0.118	0.138	0.180	0.039	0.703	0.795	0.814	0.856	0.715
LTE B4	Level2	Left Cheek	0.383	0.257	0.244	0.271	0.405	0.288	0.640	0.627	0.653	0.788	0.671
	Level2	Left Tilt	0.420	0.119	0.249	0.289	0.442	0.145	0.538	0.668	0.709	0.862	0.564
	Level2	Right Cheek	0.496	0.043	0.096	0.112	0.164	0.051	0.539	0.592	0.608	0.660	0.547
	Level2	Right Tilt	0.722	0.026	0.118	0.138	0.180	0.039	0.748	0.840	0.859	0.902	0.760
LTE B5	Off	Left Cheek	0.518	0.257	0.244	0.271	0.405	0.288	0.775	0.762	0.788	0.923	0.806
	Off	Left Tilt	0.438	0.119	0.249	0.289	0.442	0.145	0.557	0.687	0.727	0.880	0.583
	Off	Right Cheek	0.720	0.043	0.096	0.112	0.164	0.051	0.763	0.816	0.832	0.884	0.771
	Off	Right Tilt	0.550	0.026	0.118	0.138	0.180	0.039	0.576	0.668	0.687	0.730	0.589
LTE B7	Level2	Left Cheek	0.285	0.257	0.244	0.271	0.405	0.288	0.543	0.530	0.556	0.690	0.573
	Level2	Left Tilt	0.393	0.119	0.249	0.289	0.442	0.145	0.512	0.642	0.683	0.836	0.538
	Level2	Right Cheek	0.466	0.043	0.096	0.112	0.164	0.051	0.508	0.562	0.578	0.629	0.516
	Level2	Right Tilt	0.657	0.026	0.118	0.138	0.180	0.039	0.684	0.775	0.795	0.837	0.696
LTE B26	Off	Left Cheek	0.650	0.257	0.244	0.271	0.405	0.288	0.908	0.895	0.921	1.056	0.938
	Off	Left Tilt	0.539	0.119	0.249	0.289	0.442	0.145	0.658	0.788	0.829	0.982	0.684
	Off	Right Cheek	0.710	0.043	0.096	0.112	0.164	0.051	0.753	0.806	0.822	0.874	0.761
	Off	Right Tilt	0.516	0.026	0.118	0.138	0.180	0.039	0.542	0.634	0.653	0.696	0.554

LTE B38	Level2	Left Cheek	0.302	0.257	0.244	0.271	0.405	0.288	0.559	0.546	0.573	0.707	0.590
	Level2	Left Tilt	0.287	0.119	0.249	0.289	0.442	0.145	0.406	0.536	0.577	0.730	0.432
	Level2	Right Cheek	0.339	0.043	0.096	0.112	0.164	0.051	0.382	0.435	0.452	0.503	0.390
	Level2	Right Tilt	0.450	0.026	0.118	0.138	0.180	0.039	0.476	0.568	0.587	0.630	0.489
LTE B41	Level2	Left Cheek	0.287	0.257	0.244	0.271	0.405	0.288	0.544	0.531	0.558	0.692	0.575
	Level2	Left Tilt	0.287	0.119	0.249	0.289	0.442	0.145	0.406	0.535	0.576	0.729	0.431
	Level2	Right Cheek	0.348	0.043	0.096	0.112	0.164	0.051	0.391	0.444	0.460	0.512	0.399
	Level2	Right Tilt	0.485	0.026	0.118	0.138	0.180	0.039	0.511	0.603	0.622	0.665	0.524
Note: The highest Summed 1g SAR is 1.335 W/Kg < 1.6 W/kg, so Simultaneous Transmission SAR test is not required.													

12.2.5 Body-worn Accessory Simultaneous Transmission SAR Evaluation for WWAN of Antenna Up

Band	Power Reduction	Position	Stand alone SAR						SUM SAR				
			WWAN	2.4G WIFI	5.3G WIFI	5.6G WIFI	5.8G WIFI	Bluetooth	WWAN +2.4G WIFI	WWAN +5.3G WIFI	WWAN +5.6G WIFI	WWAN +5.8G WIFI	WWAN +Bluetooth
GSM 850	Off	Front Side 15mm	0.066	0.128	0.186	0.177	0.205	0.039	0.194	0.252	0.243	0.271	0.105
	Off	Back Side 15mm	0.104	0.227	0.209	0.204	0.229	0.047	0.331	0.313	0.308	0.333	0.151
WCDMA B2	Off	Front Side 15mm	0.302	0.128	0.186	0.177	0.205	0.039	0.431	0.489	0.479	0.507	0.341
	Off	Back Side 15mm	0.487	0.227	0.209	0.204	0.229	0.047	0.714	0.696	0.691	0.716	0.534
WCDMA B4	Off	Front Side 15mm	0.245	0.128	0.186	0.177	0.205	0.039	0.373	0.431	0.422	0.450	0.284
	Off	Back Side 15mm	0.416	0.227	0.209	0.204	0.229	0.047	0.643	0.625	0.620	0.645	0.463
WCDMA B5	Off	Front Side 15mm	0.127	0.128	0.186	0.177	0.205	0.039	0.255	0.313	0.304	0.332	0.166
	Off	Back Side 15mm	0.176	0.227	0.209	0.204	0.229	0.047	0.403	0.385	0.380	0.405	0.223
CDMA BC0	Off	Front Side 15mm	0.138	0.128	0.186	0.177	0.205	0.039	0.266	0.324	0.315	0.343	0.177
	Off	Back Side 15mm	0.208	0.227	0.209	0.204	0.229	0.047	0.434	0.416	0.411	0.437	0.254
LTE B2	Off	Front Side 15mm	0.316	0.128	0.186	0.177	0.205	0.039	0.445	0.502	0.493	0.521	0.355
	Off	Back Side 15mm	0.607	0.227	0.209	0.204	0.229	0.047	0.834	0.816	0.811	**0.837**	0.654
LTE B4	Off	Front Side 15mm	0.258	0.128	0.186	0.177	0.205	0.039	0.387	0.445	0.435	0.463	0.297
	Off	Back Side 15mm	0.510	0.227	0.209	0.204	0.229	0.047	0.737	0.718	0.714	0.739	0.557
LTE B5	Off	Front Side 15mm	0.101	0.128	0.186	0.177	0.205	0.039	0.229	0.287	0.277	0.306	0.139
	Off	Back Side 15mm	0.135	0.227	0.209	0.204	0.229	0.047	0.362	0.344	0.339	0.364	0.182
LTE B7	Off	Front Side 15mm	0.293	0.128	0.186	0.177	0.205	0.039	0.421	0.479	0.470	0.498	0.332
	Off	Back Side 15mm	0.579	0.227	0.209	0.204	0.229	0.047	0.806	0.788	0.783	0.808	0.626
LTE B26	Off	Front Side 15mm	0.099	0.128	0.186	0.177	0.205	0.039	0.227	0.285	0.276	0.304	0.138
	Off	Back Side 15mm	0.143	0.227	0.209	0.204	0.229	0.047	0.370	0.352	0.347	0.372	0.190
LTE B38	Off	Front Side 15mm	0.211	0.128	0.186	0.177	0.205	0.039	0.340	0.397	0.388	0.416	0.250
	Off	Back Side 15mm	0.463	0.227	0.209	0.204	0.229	0.047	0.690	0.671	0.667	0.692	0.510
LTE B41	Off	Front Side 15mm	0.189	0.128	0.186	0.177	0.205	0.039	0.317	0.375	0.366	0.394	0.228
	Off	Back Side 15mm	0.394	0.227	0.209	0.204	0.229	0.047	0.621	0.602	0.598	0.623	0.441
Note: The highest Summed 1g SAR is 0.837 W/Kg < 1.6 W/kg, so Simultaneous Transmission SAR test is not required.													

12.2.6 Hotspot Simultaneous Transmission SAR Evaluation for WWAN of Antenna Up

Band	Power Reduction	Position	Stand alone SAR					SUM SAR			
			WWAN	2.4G WIFI	5.3G WIFI	5.8G WIFI	Bluetooth	WWAN+2.4G WIFI	WWAN+5.3G WIFI	WWAN+5.8G WIFI	WWAN+Bluetooth
GSM 850	Off	Front Side 10mm	0.103	0.286	0.233	0.342	0.068	0.389	0.336	0.445	0.171
	Off	Back Side 10mm	0.138	0.472	0.247	0.382	0.080	0.609	0.384	0.520	0.218
	Off	Left Edge 10mm	0.061	0.717	0.216	0.334	0.139	0.778	0.276	0.395	0.199
	Off	Right Edge 10mm	0.053	0.037	0.086	0.122	0.007	0.091	0.139	0.175	0.060
	Off	Top Edge 10mm	0.103	0.099	0.376	0.789	0.018	0.202	0.479	0.892	0.121
WCDMA B2	Level3	Front Side 10mm	0.154	0.286	0.233	0.342	0.068	0.440	0.387	0.496	0.221
	Level3	Back Side 10mm	0.206	0.472	0.247	0.382	0.080	0.678	0.453	0.589	0.286
	Level3	Left Edge 10mm	0.020	0.717	0.216	0.334	0.139	0.736	0.235	0.354	0.158
	Level3	Right Edge 10mm	0.027	0.037	0.086	0.122	0.007	0.065	0.113	0.149	0.034
	Level3	Top Edge 10mm	0.353	0.099	0.376	0.789	0.018	0.452	0.728	1.141	0.370
WCDMA B4	Level3	Front Side 10mm	0.189	0.286	0.233	0.342	0.068	0.474	0.422	0.531	0.256
	Level3	Back Side 10mm	0.216	0.472	0.247	0.382	0.080	0.687	0.462	0.598	0.296
	Level3	Left Edge 10mm	0.026	0.717	0.216	0.334	0.139	0.743	0.241	0.360	0.164
	Level3	Right Edge 10mm	0.039	0.037	0.086	0.122	0.007	0.077	0.125	0.161	0.046
	Level3	Top Edge 10mm	0.432	0.099	0.376	0.789	0.018	0.532	0.808	1.221	0.450
WCDMA B5	Off	Front Side 10mm	0.264	0.286	0.233	0.342	0.068	0.550	0.497	0.606	0.331
	Off	Back Side 10mm	0.316	0.472	0.247	0.382	0.080	0.788	0.562	0.698	0.396
	Off	Left Edge 10mm	0.088	0.717	0.216	0.334	0.139	0.805	0.304	0.422	0.227
	Off	Right Edge 10mm	0.061	0.037	0.086	0.122	0.007	0.098	0.146	0.182	0.068
	Off	Top Edge 10mm	0.205	0.099	0.376	0.789	0.018	0.304	0.580	0.994	0.223
CDMA BC0	Off	Front Side 10mm	0.189	0.286	0.233	0.342	0.068	0.475	0.422	0.531	0.257
	Off	Back Side 10mm	0.279	0.472	0.247	0.382	0.080	0.751	0.525	0.661	0.359
	Off	Left Edge 10mm	0.079	0.717	0.216	0.334	0.139	0.796	0.295	0.413	0.218
	Off	Right Edge 10mm	0.058	0.037	0.086	0.122	0.007	0.095	0.144	0.179	0.065
	Off	Top Edge 10mm	0.191	0.099	0.376	0.789	0.018	0.290	0.566	0.979	0.208
LTE B2	Level3	Front Side 10mm	0.182	0.286	0.233	0.342	0.068	0.468	0.415	0.524	0.250
	Level3	Back Side 10mm	0.225	0.472	0.247	0.382	0.080	0.697	0.472	0.608	0.305
	Level3	Left Edge 10mm	0.022	0.717	0.216	0.334	0.139	0.739	0.238	0.357	0.161
	Level3	Right Edge 10mm	0.027	0.037	0.086	0.122	0.007	0.065	0.113	0.149	0.034
	Level3	Top Edge 10mm	0.455	0.099	0.376	0.789	0.018	0.554	0.830	1.243	0.472
LTE B4	Level3	Front Side 10mm	0.227	0.286	0.233	0.342	0.068	0.513	0.460	0.569	0.295
	Level3	Back Side 10mm	0.250	0.472	0.247	0.382	0.080	0.722	0.497	0.632	0.330
	Level3	Left Edge 10mm	0.032	0.717	0.216	0.334	0.139	0.749	0.248	0.366	0.171
	Level3	Right Edge 10mm	0.023	0.037	0.086	0.122	0.007	0.061	0.109	0.145	0.030
	Level3	Top Edge 10mm	0.577	0.099	0.376	0.789	0.018	0.676	0.952	**1.365**	0.594
LTE B5	Off	Front Side 10mm	0.140	0.286	0.233	0.342	0.068	0.426	0.373	0.482	0.208
	Off	Back Side 10mm	0.186	0.472	0.247	0.382	0.080	0.658	0.432	0.568	0.266
	Off	Left Edge 10mm	0.085	0.717	0.216	0.334	0.139	0.802	0.301	0.420	0.224
	Off	Right Edge 10mm	0.084	0.037	0.086	0.122	0.007	0.121	0.170	0.206	0.091
	Off	Top Edge 10mm	0.182	0.099	0.376	0.789	0.018	0.281	0.557	0.971	0.200
LTE B7	Level3	Front Side 10mm	0.065	0.286	0.233	0.342	0.068	0.350	0.297	0.406	0.132

	Level3	Back Side 10mm	0.372	0.472	0.247	0.382	0.080	0.844	0.619	0.755	0.452
	Level3	Left Edge 10mm	0.022	0.717	0.216	0.334	0.139	0.739	0.238	0.357	0.161
	Level3	Right Edge 10mm	0.054	0.037	0.086	0.122	0.007	0.091	0.140	0.176	0.061
	Level3	Top Edge 10mm	0.402	0.099	0.376	0.789	0.018	0.501	0.777	1.191	0.420
LTE B26	Off	Front Side 10mm	0.124	0.286	0.233	0.342	0.068	0.409	0.357	0.466	0.191
	Off	Back Side 10mm	0.168	0.472	0.247	0.382	0.080	0.640	0.415	0.551	0.248
	Off	Left Edge 10mm	0.085	0.717	0.216	0.334	0.139	0.802	0.301	0.419	0.223
	Off	Right Edge 10mm	0.046	0.037	0.086	0.122	0.007	0.083	0.132	0.168	0.053
	Off	Top Edge 10mm	0.152	0.099	0.376	0.789	0.018	0.251	0.527	0.940	0.169
LTE B38	Level3	Front Side 10mm	0.064	0.286	0.233	0.342	0.068	0.350	0.297	0.406	0.132
	Level3	Back Side 10mm	0.278	0.472	0.247	0.382	0.080	0.750	0.524	0.660	0.358
	Level3	Left Edge 10mm	0.021	0.717	0.216	0.334	0.139	0.738	0.237	0.355	0.160
	Level3	Right Edge 10mm	0.072	0.037	0.086	0.122	0.007	0.109	0.157	0.193	0.079
	Level3	Top Edge 10mm	0.327	0.099	0.376	0.789	0.018	0.427	0.703	1.116	0.345
LTE B41	Level3	Front Side 10mm	0.035	0.286	0.233	0.342	0.068	0.321	0.268	0.377	0.103
	Level3	Back Side 10mm	0.183	0.472	0.247	0.382	0.080	0.655	0.429	0.565	0.263
	Level3	Left Edge 10mm	0.025	0.717	0.216	0.334	0.139	0.742	0.241	0.359	0.164
	Level3	Right Edge 10mm	0.042	0.037	0.086	0.122	0.007	0.080	0.128	0.164	0.049
	Level3	Top Edge 10mm	0.264	0.099	0.376	0.789	0.018	0.364	0.640	1.053	0.282
Note: The highest Summed 1g SAR is 1.365 W/Kg < 1.6 W/kg, so Simultaneous Transmission SAR test is not required.											

12.2.7 Specific Simultaneous Transmission SAR Evaluation for WWAN of Antenna Up

Band	Power Reduction	Position	Stand alone SAR			SUM SAR	
			WWAN	5.3GWIFI	5.6GWIFI	WWAN+5.3G WIFI	WWAN+5.6G WIFI
WCDMA B2	Level5	Front Side 0mm	0.391	0.463	0.679	0.854	1.070
	Level5	Back Side 0mm	0.472	0.394	0.573	0.865	1.044
	Level5	Left Edge 0mm	0.023	0.371	0.587	0.394	0.610
	Level5	Right Edge 0mm	0.034	0.048	0.065	0.082	0.099
	Level5	Top Edge 0mm	0.612	0.467	0.744	1.079	1.356
WCDMA B4	Level5	Front Side 0mm	0.832	0.463	0.679	1.295	1.511
	Level5	Back Side 0mm	0.806	0.394	0.573	1.200	1.379
	Level5	Left Edge 0mm	0.042	0.371	0.587	0.414	0.629
	Level5	Right Edge 0mm	0.068	0.048	0.065	0.116	0.133
	Level5	Top Edge 0mm	1.125	0.467	0.744	1.591	1.869
LTE B2	Level5	Front Side 0mm	0.421	0.463	0.679	0.884	1.100
	Level5	Back Side 0mm	0.508	0.394	0.573	0.902	1.081
	Level5	Left Edge 0mm	0.027	0.371	0.587	0.399	0.614
	Level5	Right Edge 0mm	0.037	0.048	0.065	0.085	0.102
	Level5	Top Edge 0mm	0.710	0.467	0.744	1.177	1.454
LTE B4	Level5	Front Side 0mm	0.801	0.463	0.679	1.265	1.480
	Level5	Back Side 0mm	0.798	0.394	0.573	1.191	1.371
	Level5	Left Edge 0mm	0.042	0.371	0.587	0.414	0.629
	Level5	Right Edge 0mm	0.067	0.048	0.065	0.115	0.132
	Level5	Top Edge 0mm	1.311	0.467	0.744	1.777	**2.054**
LTE B7	Level5	Front Side 0mm	0.357	0.463	0.679	0.820	1.036
	Level5	Back Side 0mm	0.690	0.394	0.573	1.083	1.263
	Level5	Left Edge 0mm	0.021	0.371	0.587	0.392	0.608
	Level5	Right Edge 0mm	0.076	0.048	0.065	0.124	0.141
	Level5	Top Edge 0mm	0.772	0.467	0.744	1.239	1.516
LTE B38	Level5	Front Side 0mm	0.347	0.463	0.679	0.810	1.026
	Level5	Back Side 0mm	0.582	0.394	0.573	0.976	1.155
	Level5	Left Edge 0mm	0.021	0.371	0.587	0.392	0.608
	Level5	Right Edge 0mm	0.074	0.048	0.065	0.122	0.139
	Level5	Top Edge 0mm	0.751	0.467	0.744	1.218	1.495
LTE B41	Level5	Front Side 0mm	0.149	0.463	0.679	0.612	0.828
	Level5	Back Side 0mm	0.405	0.394	0.573	0.799	0.978
	Level5	Left Edge 0mm	0.007	0.371	0.587	0.378	0.594
	Level5	Right Edge 0mm	0.029	0.048	0.065	0.077	0.094
	Level5	Top Edge 0mm	0.409	0.467	0.744	0.876	1.153
Note: The highest Summed 10g SAR is 2.054 W/Kg < 4.0 W/kg, so Simultaneous Transmission SAR test is not required.							

13 TEST EQUIPMENTS LIST

Description	Manufacturer	Model	Serial No./Version	Cal. Date	Cal. Due
Test Software	SATIMO	OpenSAR	V4_02_31	N/A	N/A
835MHz Dipole	SATIMO	SID 835	S/N 11/17 DIP 0G750-447	2019/03/20	2021/03/19
1800MHz Dipole	SATIMO	SID 1800	S/N 11/17 DIP 1G800-449	2019/03/20	2021/03/19
1900MHz Dipole	SATIMO	SID 1900	S/N 11/17 DIP 1G900-450	2019/03/20	2021/03/19
2450MHz Dipole	SATIMO	SID 2450	S/N 11/17 DIP 2G450-452	2019/03/20	2021/03/19
2600MHz Dipole	SATIMO	SID 2600	S/N 11/17 DIP 2G600-453	2019/03/20	2021/03/19
Waveguide	SATIMO	SWG5500	S/N 49/16 DIP WGA42	2019/03/20	2021/03/19
E-Field Probe	MVG	SSE2	S/N 34/15 EPGO 321	2020/01/13	2021/01/12
MultiMeter	Keithley	MultiMeter 2000	4024022	2019/06/17	2020/06/16
Signal Generator	R&S	SMBV100A	260592	2019/06/13	2020/06/12
Power Meter	R&S	NRVD-B2	7250BJ-0112/2011	2019/10/30	2020/10/29
Power Sensor	R&S	NRV-Z4	100381	2019/10/30	2020/10/29
Power Sensor	R&S	NRV-Z2	100211	2019/10/30	2020/10/29
Wireless Communication Test Set	Agilent	8960-E5515C	MY50260493	2019/06/13	2020/06/13
Wireless Communication Test Set	R&S	CMW 500	151885	2019/06/13	2020/06/13
Network Analyzer	R&S	ZVL-6	101380	2019/06/20	2020/06/19
Thermometer	Elitech	RC-4HC	N/A	2019/11/02	2020/11/01
Power Amplifier	SATIMO	6552B	22374	N/A	N/A
Dielectric Probe Kit	SATIMO	SCLMP	SN 25/13 OCPG56	N/A	N/A
Antenna	SATIMO	ANTA3	SN 17/13 ZNTA45	N/A	N/A
Phantom1	SATIMO	SAM	SN 11/17 SAM133	N/A	N/A
Phantom2	SATIMO	ELLI	SN 11/17 ELLI42	N/A	N/A
Attenuator	COM-MW	ZA-S1-31	1305003187	N/A	N/A
Directional coupler	AA-MCS	AAMCS-UDC	000272	N/A	N/A

Note: Per KDB 865664 Dipole SAR Validation Verification, BALUN LAB has adopted 3 years calibration intervals. On annual basis, every measurement dipole has been evaluated and is in compliance with the following criteria:

1. There is no physical damage on the dipole;
2. System validation with specific dipole is within 10% of calibrated value;
3. Return-loss in within 20% of calibrated measurement.
4. Impedance (real or imaginary parts) in within 5 Ohms of calibrated measurement.

ANNEX A SIMULATING LIQUID VERIFICATION RESULT

The dielectric parameters of the liquids were verified prior to the SAR evaluation using an SCLMP Dielectric Probe Kit.

Date	Liquid Type	Fre. (MHz)	Temp. (℃)	Meas. Conductivity (σ) (S/m)	Meas. Permittivity (ε)	Target Conductivity (σ) (S/m)	Target Permittivity (ε)	Conductivity Tolerance (%)	Permittivity Tolerance (%)
2020.05.04	Head	835	21.3	0.91	42.22	0.90	41.50	1.11	1.73
2020.05.05	Head	835	21.4	0.93	42.54	0.90	41.50	3.33	2.51
2020.05.06	Head	835	21.3	0.89	41.67	0.90	41.50	-1.11	0.41
2020.05.07	Head	835	21.3	0.88	41.32	0.90	41.50	-2.22	-0.43
2020.05.08	Head	835	21.1	0.93	42.34	0.90	41.50	3.33	2.02
2020.05.09	Head	835	21.0	0.93	42.54	0.90	41.50	3.33	2.51
2020.05.10	Head	835	21.3	0.89	42.30	0.90	41.50	-1.11	1.93
2020.05.12	Head	1800	21.1	1.42	39.58	1.40	40.00	1.43	-1.05
2020.05.13	Head	1800	21.0	1.38	39.64	1.40	40.00	-1.43	-0.90
2020.05.14	Head	1800	21.2	1.42	40.22	1.40	40.00	1.43	0.55
2020.05.15	Head	1900	21.1	1.42	39.80	1.40	40.00	1.43	-0.50
2020.05.16	Head	1900	21.3	1.41	41.41	1.40	40.00	0.71	3.52
2020.05.17	Head	1900	21.2	1.38	40.30	1.40	40.00	-1.43	0.75
2020.05.18	Head	1900	21.2	1.43	40.84	1.40	40.00	2.14	2.10
2020.05.28	Head	2450	21.2	1.77	38.95	1.80	39.20	-1.67	-0.64
2020.05.19	Head	2600	20.8	1.95	37.69	1.96	39.01	-0.51	-3.38
2020.05.20	Head	2600	21.2	2.01	39.93	1.96	39.01	2.55	2.36
2020.05.21	Head	2600	21.3	1.93	39.02	1.96	39.01	-1.53	0.03
2020.05.22	Head	2600	21.2	1.94	38.35	1.96	39.01	-1.02	-1.69
2020.05.23	Head	2600	21.1	1.96	38.37	1.96	39.01	0.00	-1.64
2020.05.24	Head	2600	20.9	1.98	40.39	1.96	39.01	1.02	3.54
2020.05.25	Head	5200	21.2	4.60	36.85	4.66	35.99	-1.29	2.39
2020.05.26	Head	5600	21.2	5.02	35.39	5.07	35.53	-0.99	-0.39
2020.05.27	Head	5800	21.1	5.38	34.69	5.27	35.30	2.09	-1.73
Note: The tolerance limit of Conductivity and Permittivity is± 5%.									

ANNEX B SYSTEM CHECK RESULT

Comparing to the original SAR value provided by SATIMO, the validation data should be within its specification of 10%(for 1 g).

Date	Liquid Type	Freq. (MHz)	Power (mW)	Measured SAR (W/kg)	Normalized SAR (W/kg)	Dipole SAR (W/kg)	Tolerance (%)	Targeted SAR(W/kg)	Tolerance (%)
2020.05.04	Head	835	100	0.904	9.04	9.58	-5.64	9.56	-5.44
2020.05.05	Head	835	100	0.913	9.13	9.58	-4.70	9.56	-4.50
2020.05.06	Head	835	100	0.884	8.84	9.58	-7.72	9.56	-7.53
2020.05.07	Head	835	100	0.926	9.26	9.58	-3.34	9.56	-3.14
2020.05.08	Head	835	100	0.909	9.09	9.58	-5.11	9.56	-4.92
2020.05.09	Head	835	100	0.974	9.74	9.58	1.67	9.56	1.88
2020.05.10	Head	835	100	0.947	9.47	9.58	-1.15	9.56	-0.94
2020.05.12	Head	1800	100	3.862	38.62	38.76	-0.36	38.40	0.57
2020.05.13	Head	1800	100	3.979	39.79	38.76	2.66	38.40	3.62
2020.05.14	Head	1800	100	4.161	41.61	38.76	7.35	38.40	8.36
2020.05.15	Head	1900	100	3.840	38.40	39.49	-2.76	39.70	-3.27
2020.05.16	Head	1900	100	3.820	38.20	39.49	-3.27	39.70	-3.78
2020.05.17	Head	1900	100	3.908	39.08	39.49	-1.04	39.70	-1.56
2020.05.18	Head	1900	100	3.885	38.85	39.49	-1.62	39.70	-2.14
2020.05.28	Head	2450	100	5.260	52.60	54.31	-3.15	52.40	0.38
2020.05.19	Head	2600	100	5.414	54.14	56.32	-3.87	55.30	-2.10
2020.05.20	Head	2600	100	5.402	54.02	56.32	-4.08	55.30	-2.31
2020.05.21	Head	2600	100	5.631	56.31	56.32	-0.02	55.30	1.83
2020.05.22	Head	2600	100	5.413	54.13	56.32	-3.89	55.30	-2.12
2020.05.23	Head	2600	100	5.396	53.96	56.32	-4.19	55.30	-2.42
2020.05.24	Head	2600	100	5.833	58.33	56.32	3.57	55.30	5.48
2020.05.25	Head	5200	100	16.182	161.82	161.03	0.49	159.00	1.77
2020.05.26	Head	5600	100	17.403	174.03	175.43	-0.80	173.80	0.13
2020.05.27	Head	5800	100	18.898	188.98	182.30	3.66	181.20	4.29
Note: The tolerance limit of System validation ±10%.									

Comparing to the original SAR value provided by SATIMO, the validation data should be within its specification of 10%(for 10 g).

Date	Liquid Type	Freq. (MHz)	Power (mW)	Measured SAR (W/kg)	Normalized SAR (W/kg)	Dipole SAR (W/kg)	Tolerance (%)	Targeted SAR(W/kg)	Tolerance (%)
2020.05.12	Head	1800	100	2.017	20.17	20.29	-0.59	20.01	0.35
2020.05.13	Head	1800	100	2.076	20.76	20.29	2.32	20.01	3.29
2020.05.14	Head	1800	100	2.141	21.41	20.29	5.53	20.01	6.53
2020.05.15	Head	1900	100	1.968	19.68	20.25	-2.82	20.50	-4.01
2020.05.16	Head	1900	100	1.913	19.13	20.25	-5.51	20.50	-6.67
2020.05.17	Head	1900	100	2.011	20.11	20.25	-0.72	20.50	-1.93
2020.05.18	Head	1900	100	2.051	20.51	20.25	1.30	20.50	0.07
2020.05.28	Head	2450	100	2.469	24.69	24.20	2.03	24.00	2.88
2020.05.19	Head	2600	100	2.370	23.70	24.55	-3.46	24.60	-3.66
2020.05.20	Head	2600	100	2.350	23.50	24.55	-4.28	24.60	-4.47
2020.05.21	Head	2600	100	2.479	24.79	24.55	0.98	24.60	0.77
2020.05.22	Head	2600	100	2.381	23.81	24.55	-3.03	24.60	-3.23
2020.05.23	Head	2600	100	2.379	23.79	24.55	-3.12	24.60	-3.31
2020.05.24	Head	2600	100	2.589	25.89	24.55	5.47	24.60	5.25
2020.05.25	Head	5200	100	5.528	55.28	24.55	-1.70	24.60	-2.86
2020.05.26	Head	5600	100	5.801	58.01	24.55	-3.21	24.60	-3.26
Note: The tolerance limit of System validation ±10%.									

System Performance Check Data(835 MHz)

Type: Phone measurement (Complete)
E-Field Probe: SN 31/17 EPGO321
Area scan resolution: dx=8mm,dy=8mm
Zoom scan resolution: dx=8mm, dy=8mm, dz=5mm
Date of measurement: 2020.05.04
Measurement duration: 13 minutes 22 seconds

Experimental conditions.

Phantom File	surf_sam_plan.txt
Phantom	Validation plane
Band	835MHz
Signal	CW
Frequency (MHz)	835.000000
Relative permittivity (real part)	42.220130
Conductivity (S/m)	0.914139
Power drift (%)	0.210000
Ambient Temperature:	22.4°C
Liquid Temperature:	21.3°C
ConvF:	1.71
Crest factor:	1:1

SURFACE SAR	VOLUME SAR
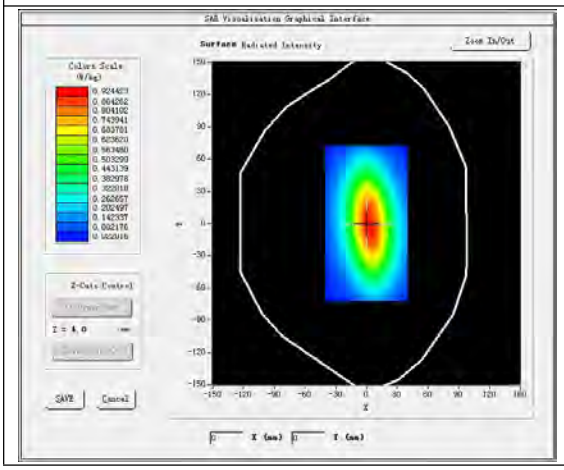	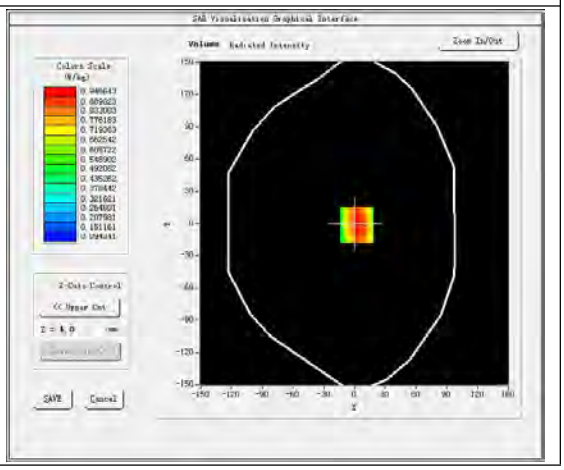

Maximum location: X=2.00, Y=-1.00

SAR Peak: 1.29 W/kg

SAR 10 g (W/Kg)	0.590735
SAR 1g (W/Kg)	0.904198

Z Axis Scan

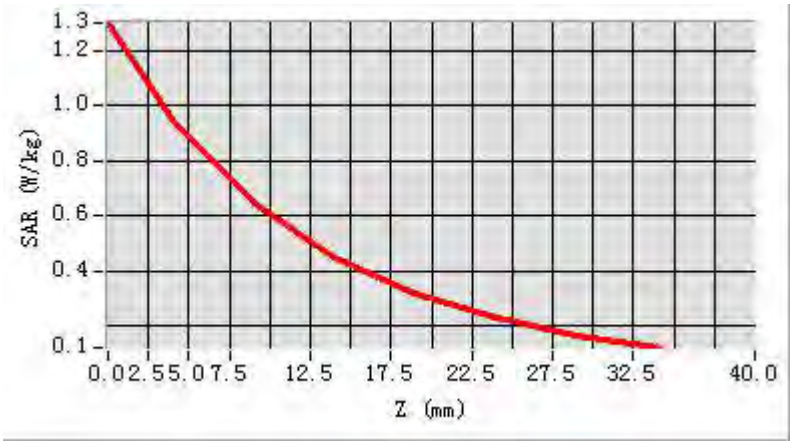

3D screen shot	Hot spot position
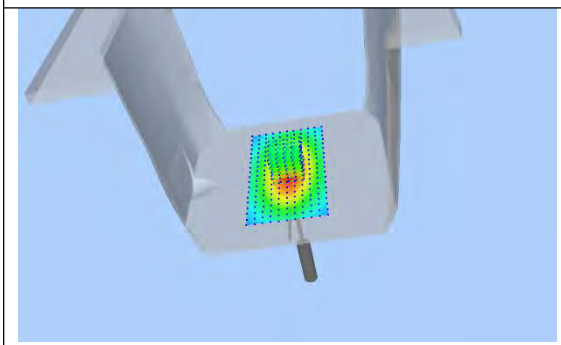	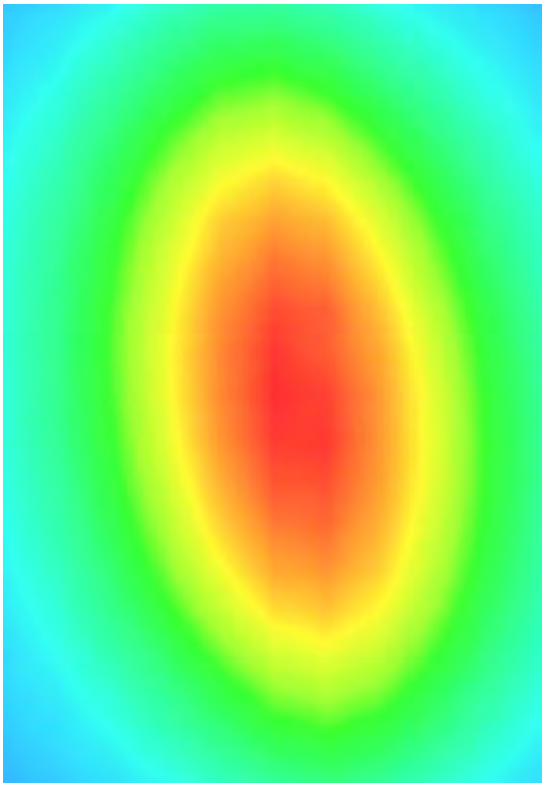

System Performance Check Data(835 MHz)

Type: Phone measurement (Complete)
E-Field Probe: SN 31/17 EPGO321
Area scan resolution: dx=8mm,dy=8mm
Zoom scan resolution: dx=8mm, dy=8mm, dz=5mm
Date of measurement: 2020.05.05
Measurement duration: 13 minutes 23 seconds

Experimental conditions.

Phantom File	surf_sam_plan.txt
Phantom	Validation plane
Band	835MHz
Signal	CW
Frequency (MHz)	835.000000
Relative permittivity (real part)	42.541048
Conductivity (S/m)	0.925172
Power drift (%)	0.180000
Ambient Temperature:	22.6°C
Liquid Temperature:	21.4°C
ConvF:	1.71
Crest factor:	1:1

SURFACE SAR	VOLUME SAR
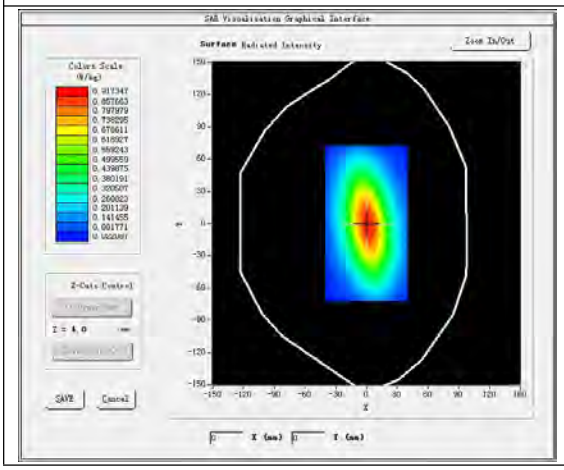	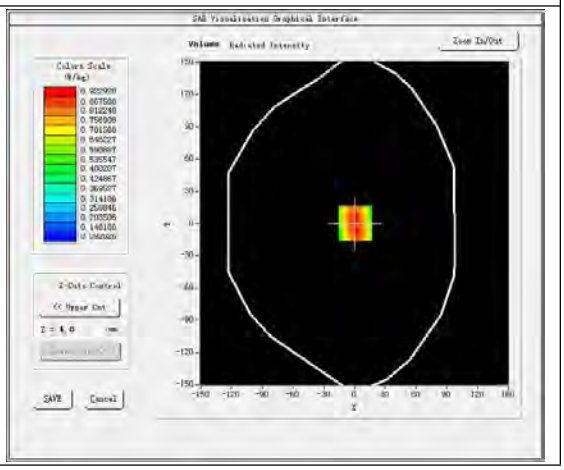

Maximum location: X=1.00, Y=0.00

SAR Peak: 1.26 W/kg

SAR 10 g (W/Kg)	0.605921
SAR 1g (W/Kg)	0.912515

Z Axis Scan

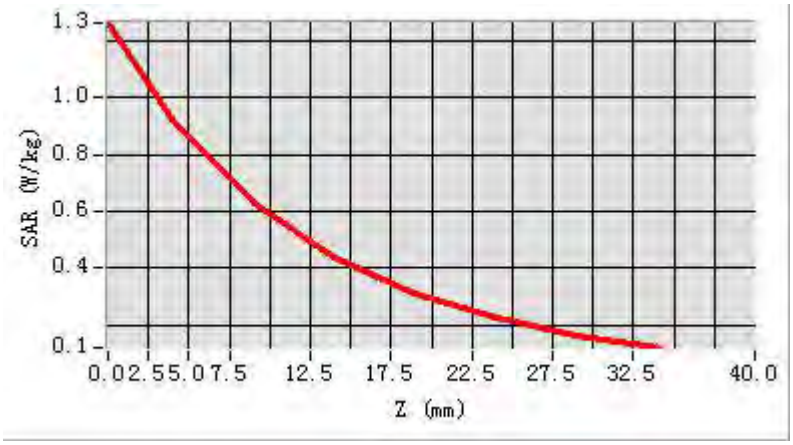

3D screen shot	Hot spot position
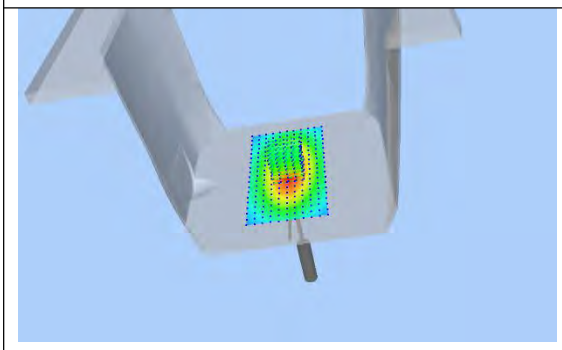	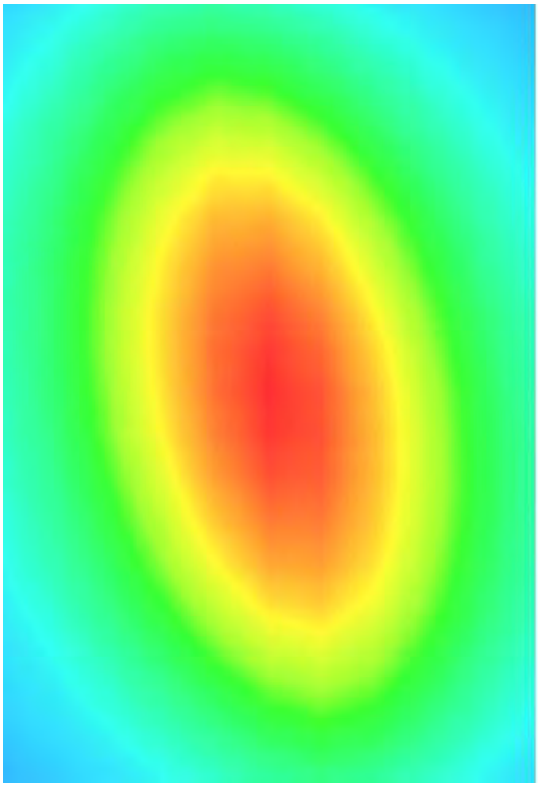

System Performance Check Data(835 MHz)

Type: Phone measurement (Complete)
E-Field Probe: SN 31/17 EPGO321
Area scan resolution: dx=8mm,dy=8mm
Zoom scan resolution: dx=8mm, dy=8mm, dz=5mm
Date of measurement: 2020.05.06
Measurement duration: 13 minutes 42 seconds

Experimental conditions.

Phantom File	surf_sam_plan.txt
Phantom	Validation plane
Band	835MHz
Signal	CW
Frequency (MHz)	835.000000
Relative permittivity (real part)	41.667352
Conductivity (S/m)	0.890139
Power drift (%)	-0.150000
Ambient Temperature:	22.5°C
Liquid Temperature:	21.3°C
ConvF:	1.71
Crest factor:	1:1

SURFACE SAR	VOLUME SAR
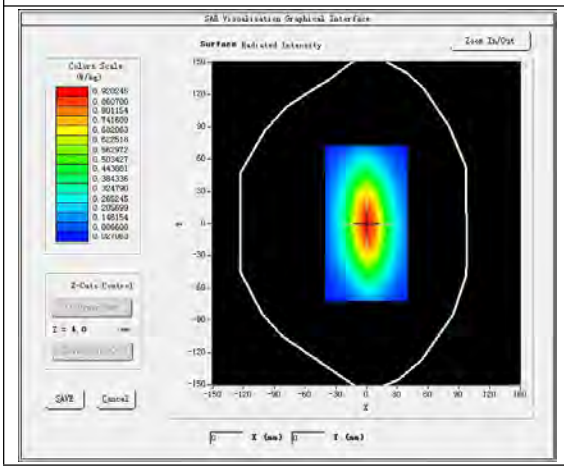	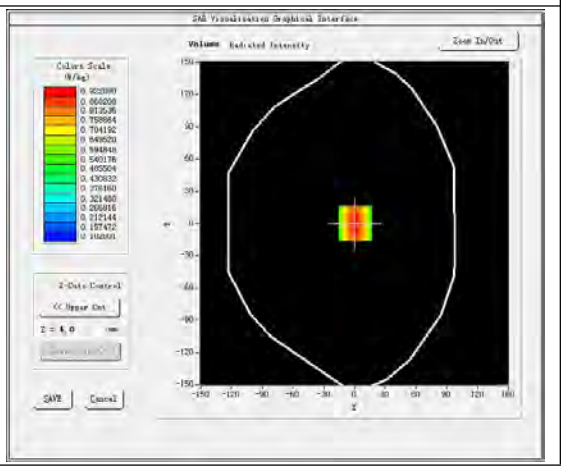

Maximum location: X=1.00, Y=0.00

SAR Peak: 1.25 W/kg

SAR 10 g (W/Kg)	0.582402
SAR 1g (W/Kg)	0.884430

Z Axis Scan

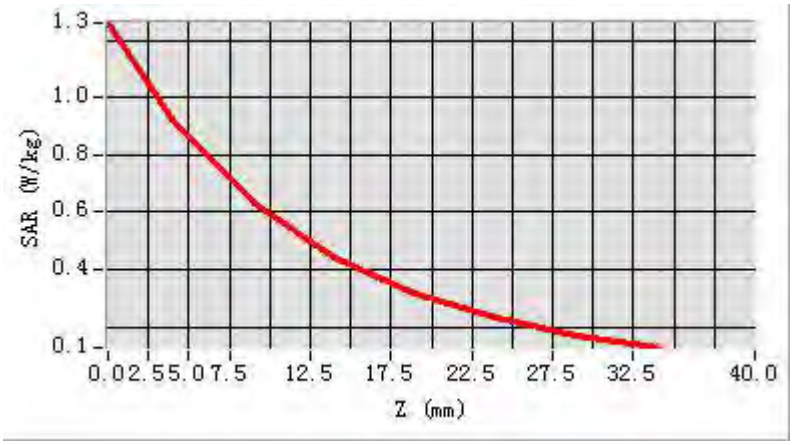

3D screen shot	Hot spot position
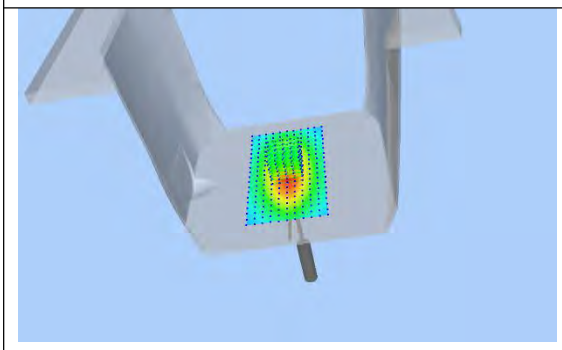	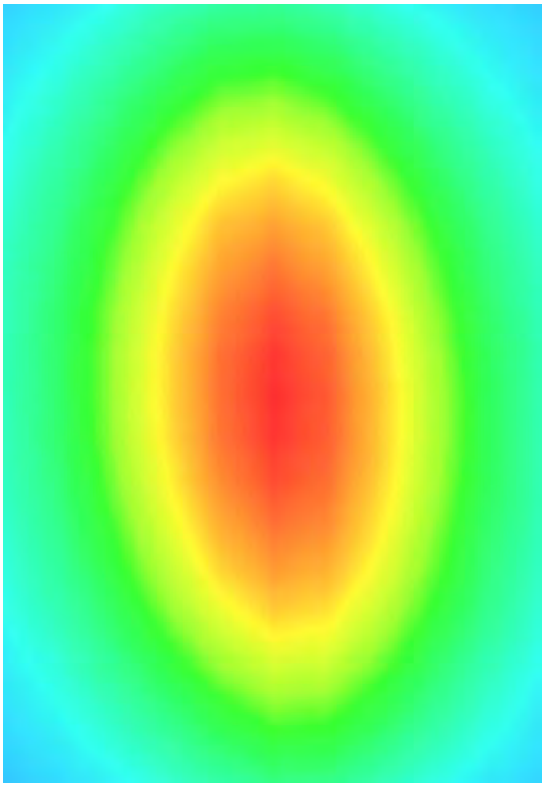

System Performance Check Data(835 MHz)

Type: Phone measurement (Complete)
E-Field Probe: SN 31/17 EPGO321
Area scan resolution: dx=8mm,dy=8mm
Zoom scan resolution: dx=8mm, dy=8mm, dz=5mm
Date of measurement: 2020.05.07
Measurement duration: 13 minutes 32 seconds

Experimental conditions.

Phantom File	surf_sam_plan.txt
Phantom	Validation plane
Band	835MHz
Signal	CW
Frequency (MHz)	835.000000
Relative permittivity (real part)	41.319350
Conductivity (S/m)	0.884138
Power drift (%)	-0.180000
Ambient Temperature:	22.4°C
Liquid Temperature:	21.3°C
ConvF:	1.71
Crest factor:	1:1

SURFACE SAR	VOLUME SAR
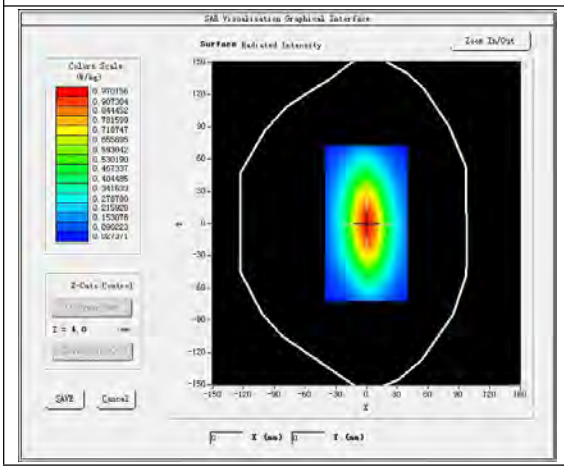	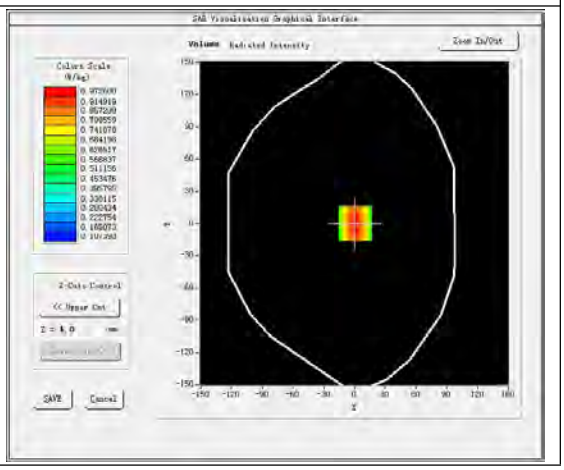

Maximum location: X=1.00, Y=0.00

SAR Peak: 1.29 W/kg

SAR 10 g (W/Kg)	0.612052
SAR 1g (W/Kg)	0.925712

Z Axis Scan

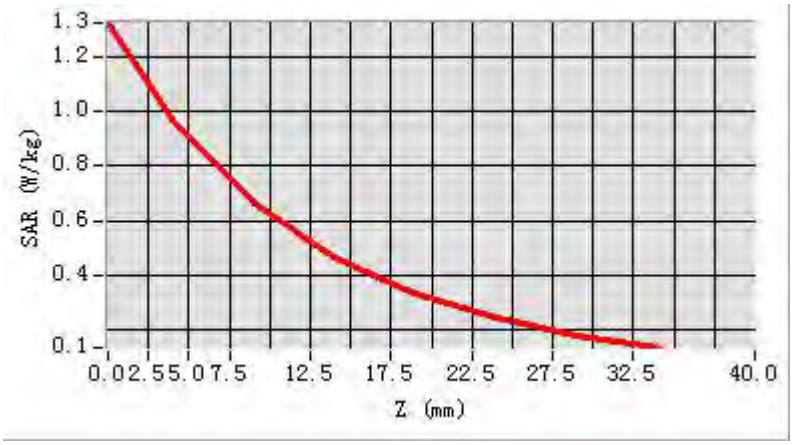

3D screen shot	Hot spot position
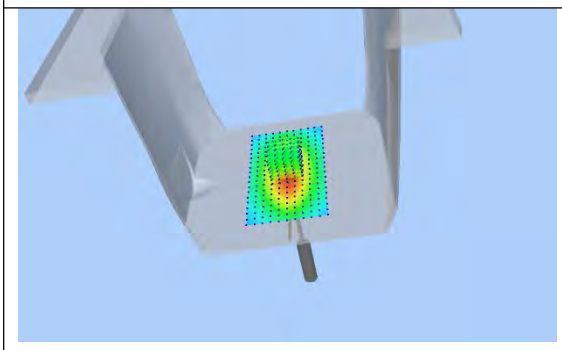	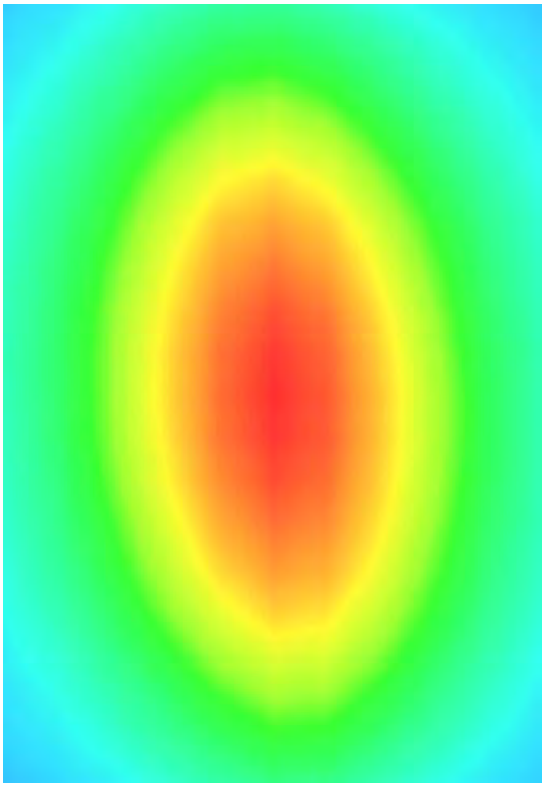

System Performance Check Data(835 MHz)

Type: Phone measurement (Complete)
E-Field Probe: SN 31/17 EPGO321
Area scan resolution: dx=8mm,dy=8mm
Zoom scan resolution: dx=8mm, dy=8mm, dz=5mm
Date of measurement: 2020.05.08
Measurement duration: 13 minutes 40 seconds

Experimental conditions.

Phantom File	surf_sam_plan.txt
Phantom	Validation plane
Band	835MHz
Signal	CW
Frequency (MHz)	835.000000
Relative permittivity (real part)	42.343351
Conductivity (S/m)	0.925013
Power drift (%)	0.240000
Ambient Temperature:	22.4°C
Liquid Temperature:	21.1°C
ConvF:	1.71
Crest factor:	1:1

SURFACE SAR	VOLUME SAR
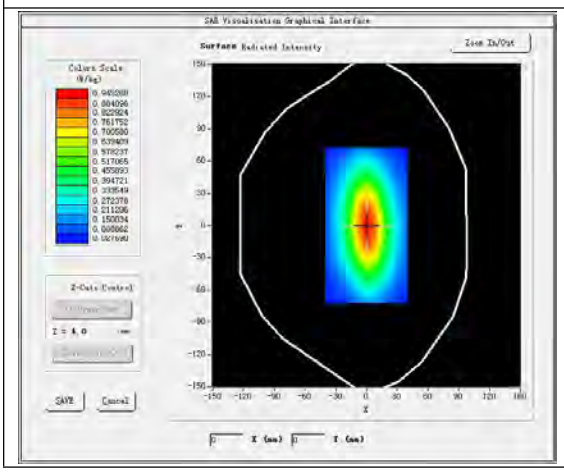	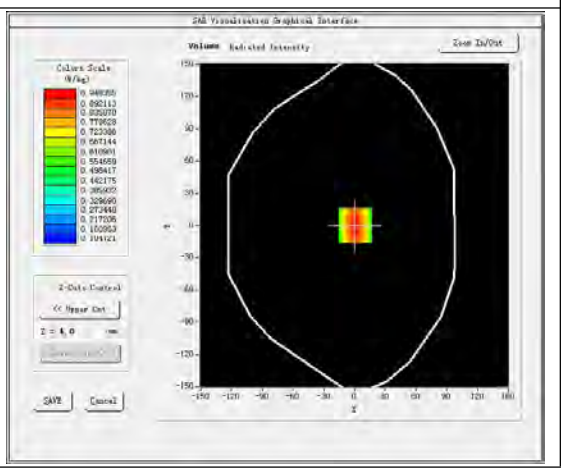

Maximum location: X=1.00, Y=0.00

SAR Peak: 1.29 W/kg

SAR 10 g (W/Kg)	0.598108
SAR 1g (W/Kg)	0.909125

Z Axis Scan

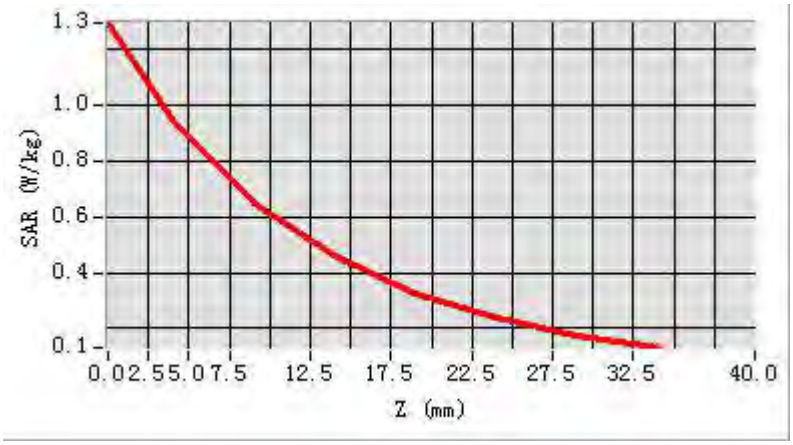

3D screen shot	Hot spot position
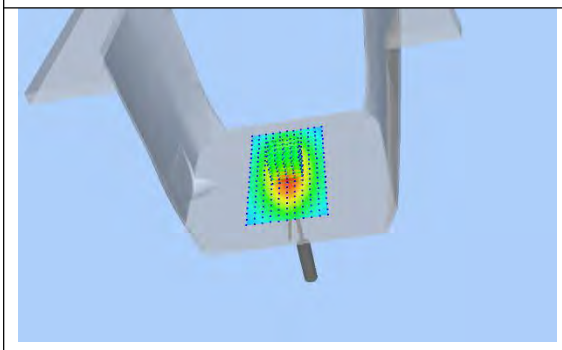	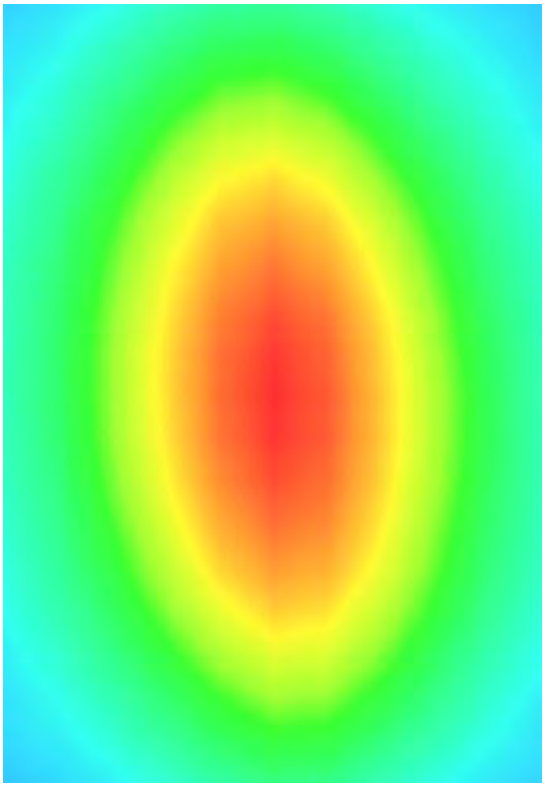

System Performance Check Data(835 MHz)

Type: Phone measurement (Complete)
E-Field Probe: SN 31/17 EPGO321
Area scan resolution: dx=8 mm,dy=8 mm
Zoom scan resolution: dx=8 mm, dy=8 mm, dz=5 mm
Date of measurement: 2020.05.09
Measurement duration: 13 minutes 52 seconds

Experimental conditions.

Phantom File	surf_sam_plan.txt
Phantom	Validation plane
Band	835 MHz
Signal	CW
Frequency (MHz)	835.000000
Relative permittivity (real part)	42.541308
Conductivity (S/m)	0.925094
Power drift (%)	-1.170000
Ambient Temperature:	22.3°C
Liquid Temperature:	21.0°C
ConvF:	1.71
Crest factor:	1:1

SURFACE SAR	VOLUME SAR
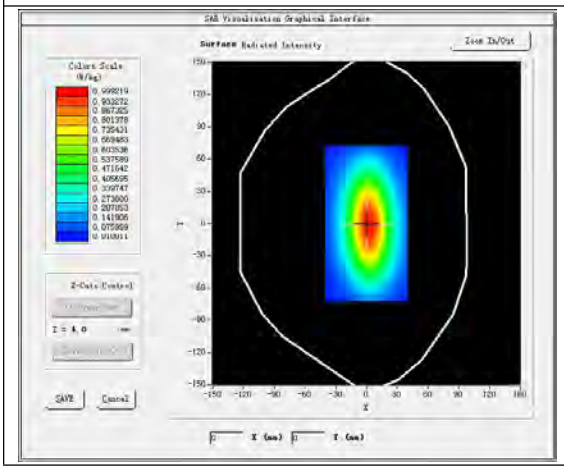	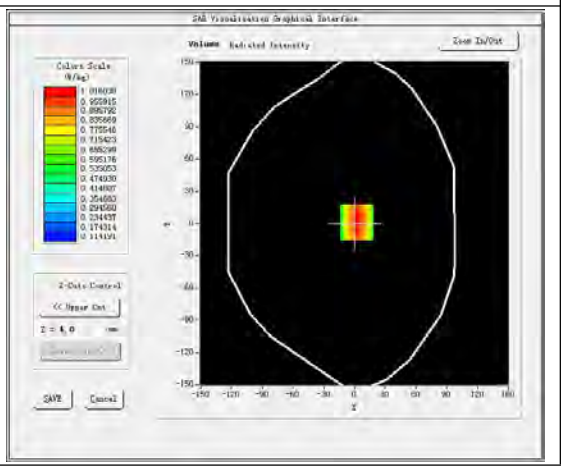

Maximum location: X=0.00, Y=0.00

SAR Peak: 1.37 W/kg

SAR 10 g (W/Kg)	0.644279
SAR 1 g (W/Kg)	0.974150

Z Axis Scan

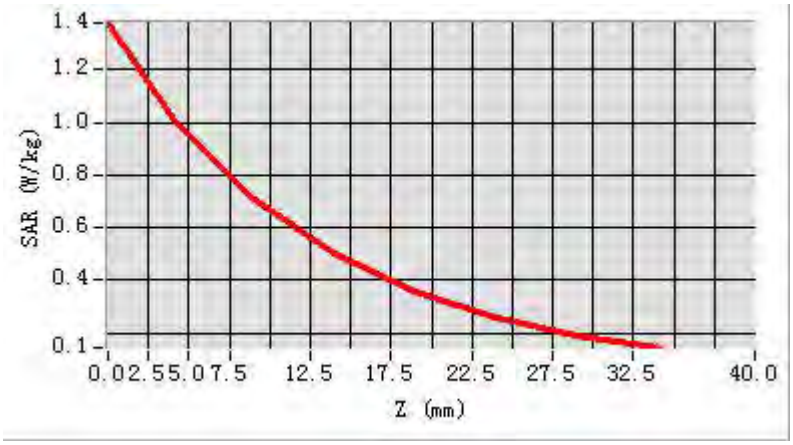

3D screen shot	Hot spot position
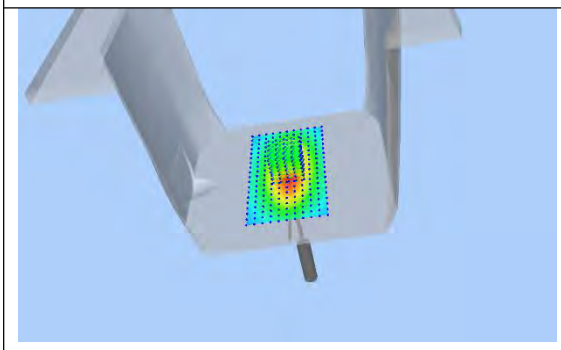	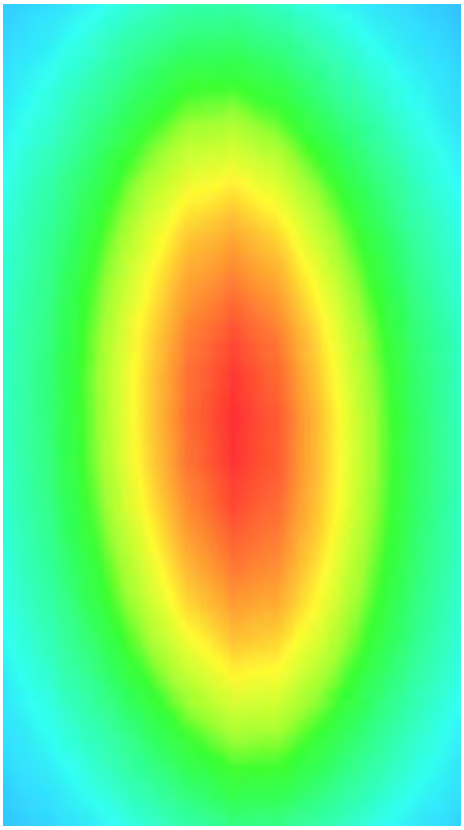

System Performance Check Data(835 MHz)

Type: Phone measurement (Complete)
E-Field Probe: SN 31/17 EPGO321
Area scan resolution: dx=8 mm,dy=8 mm
Zoom scan resolution: dx=8 mm, dy=8 mm, dz=5 mm
Date of measurement: 2020.05.10
Measurement duration: 13 minutes 53 seconds

Experimental conditions.

Phantom File	surf_sam_plan.txt
Phantom	Validation plane
Band	835 MHz
Signal	CW
Frequency (MHz)	835.000000
Relative permittivity (real part)	41.298054
Conductivity (S/m)	0.886280
Power drift (%)	0.440000
Ambient Temperature:	22.5°C
Liquid Temperature:	21.3°C
ConvF:	1.71
Crest factor:	1:1

SURFACE SAR	VOLUME SAR
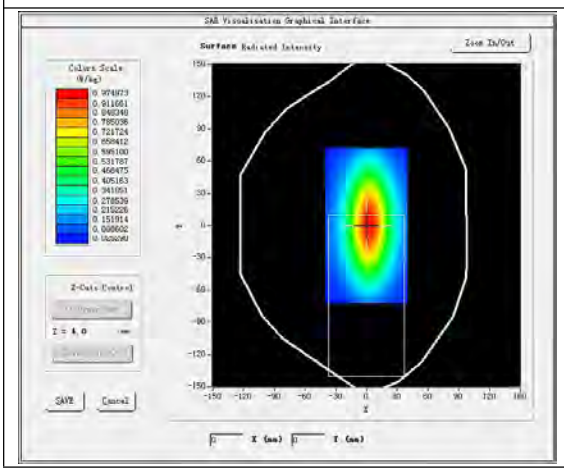	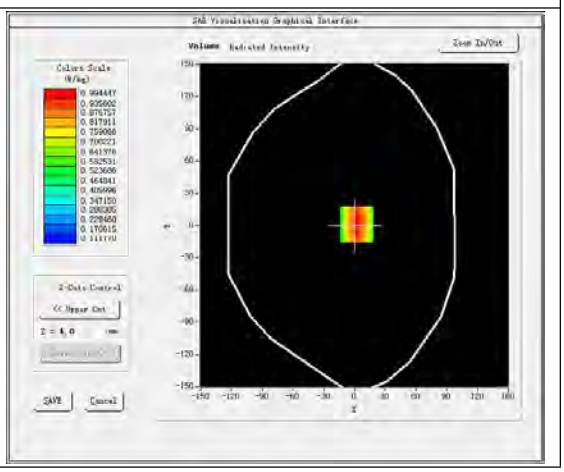

Maximum location: X=0.00, Y=0.00

SAR Peak: 1.29 W/kg

SAR 10 g (W/Kg)	0.628079
SAR 1 g (W/Kg)	0.947380

Z Axis Scan

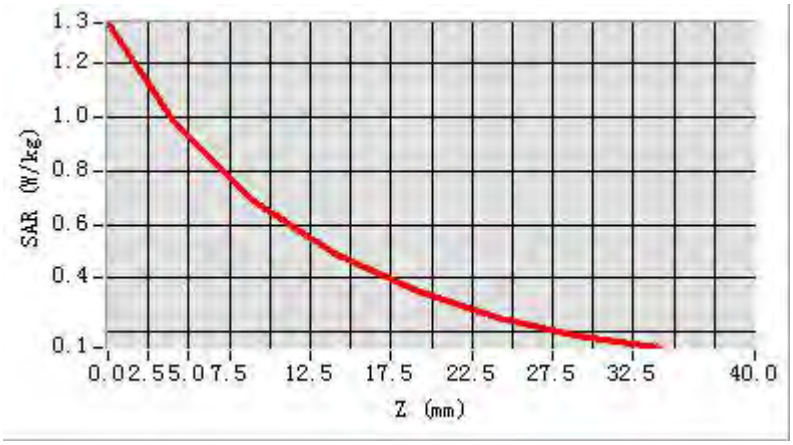

3D screen shot	Hot spot position
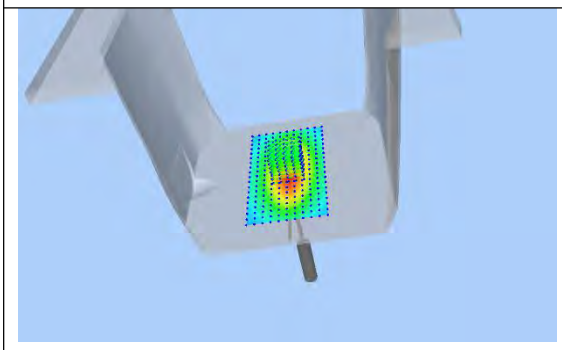	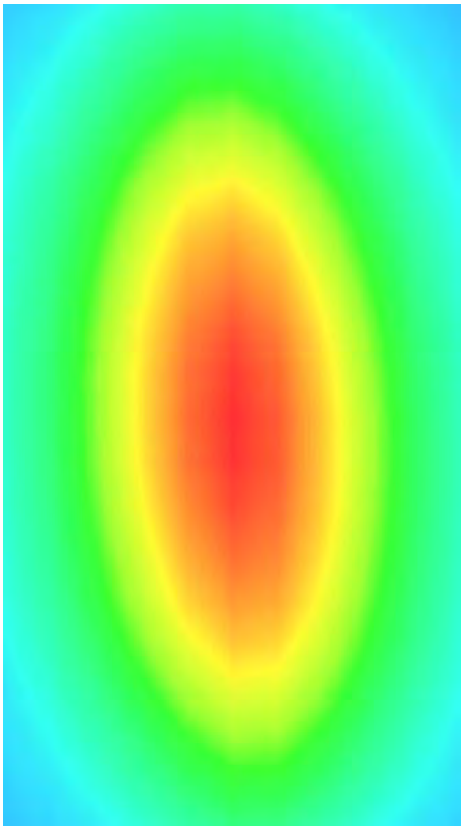

System Performance Check Data(1800 MHz)

Type: Phone measurement (Complete)
E-Field Probe: SN 31/17 EPGO321
Area scan resolution: dx=8mm,dy=8mm
Zoom scan resolution: dx=8mm, dy=8mm, dz=5mm
Date of measurement: 2020.05.12
Measurement duration: 13 minutes 45 seconds

Experimental conditions.

Phantom File	surf_sam_plan.txt
Phantom	Validation plane
Band	1800MHz
Signal	CW
Frequency (MHz)	1800.000000
Relative permittivity (real part)	39.580352
Conductivity (S/m)	1.416253
Power drift (%)	-0.060000
Ambient Temperature:	22.3°C
Liquid Temperature:	21.1°C
ConvF:	1.86
Crest factor:	1:1

SURFACE SAR	VOLUME SAR
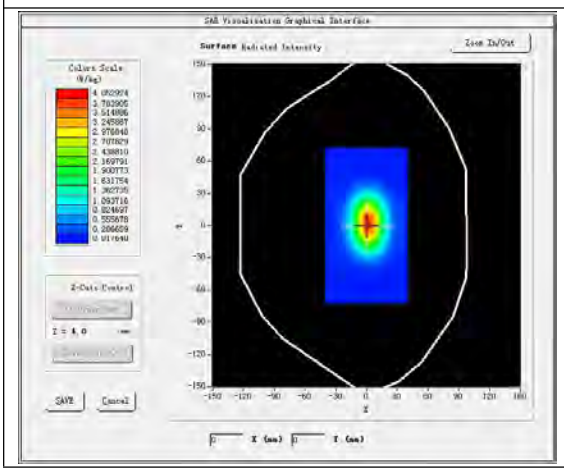	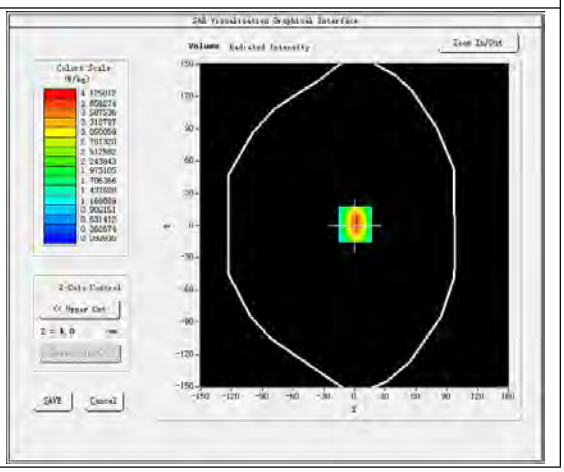

Maximum location: X=1.00, Y=1.00

SAR Peak: 6.47 W/kg

SAR 10 g (W/Kg)	2.017091
SAR 1g (W/Kg)	3.862112

Z Axis Scan

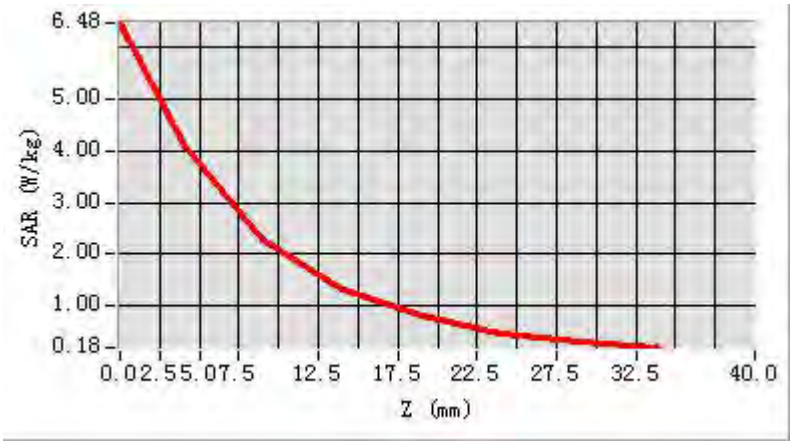

3D screen shot	Hot spot position
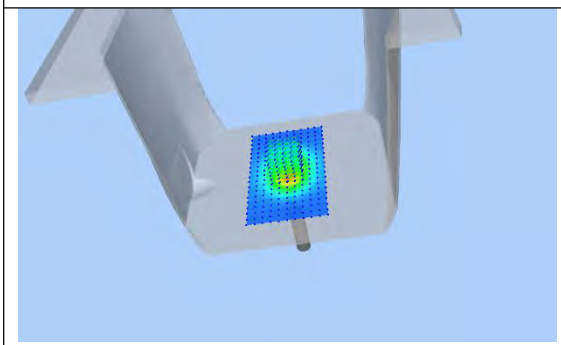	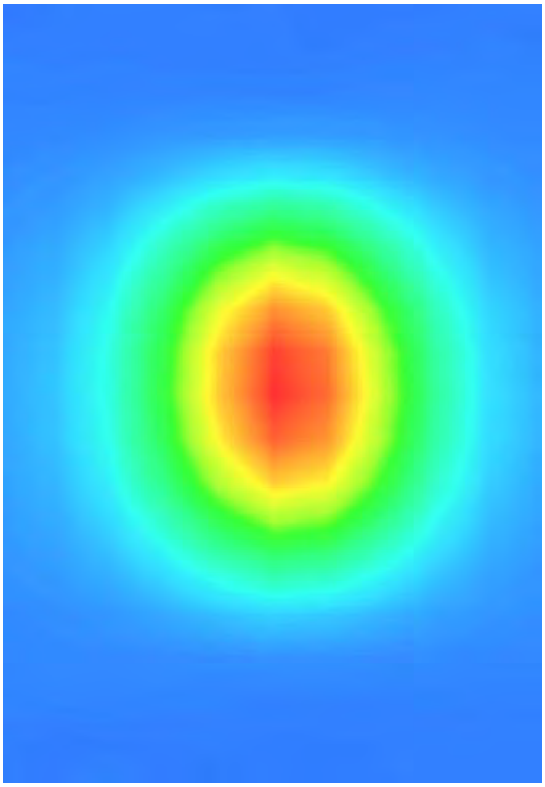

System Performance Check Data(1800MHz)

Type: Phone measurement (Complete)
E-Field Probe: SN 31/17 EPGO321
Area scan resolution: dx=8mm,dy=8mm
Zoom scan resolution: dx=8mm, dy=8mm, dz=5mm
Date of measurement: 2020.05.13
Measurement duration: 13 minutes 57 seconds

Experimental conditions.

Phantom File	surf_sam_plan.txt
Phantom	Validation plane
Band	1800MHz
Signal	CW
Frequency (MHz)	1800.000000
Relative permittivity (real part)	39.637245
Conductivity (S/m)	1.380192
Power drift (%)	-0.530000
Ambient Temperature:	22.2°C
Liquid Temperature:	21.0°C
ConvF:	1.86
Crest factor:	1:1

SURFACE SAR	VOLUME SAR
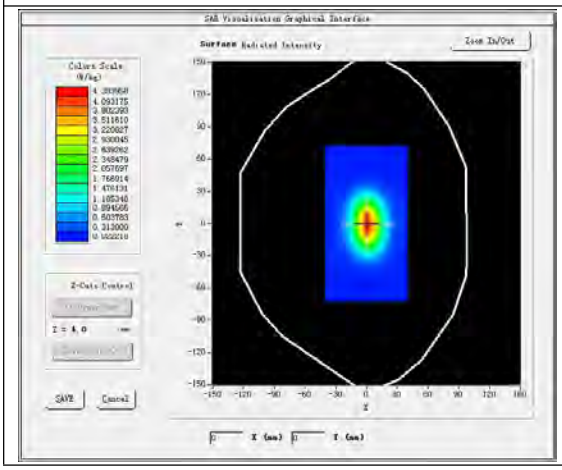	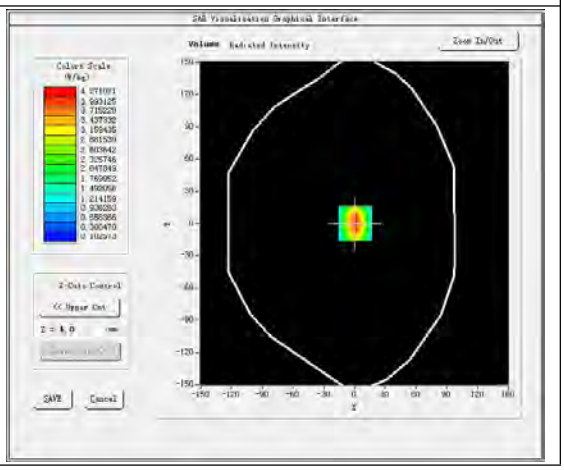

Maximum location: X=1.00, Y=0.00

SAR Peak: 6.67 W/kg

SAR 10 g (W/Kg)	2.076085
SAR 1g (W/Kg)	3.979105

Z Axis Scan

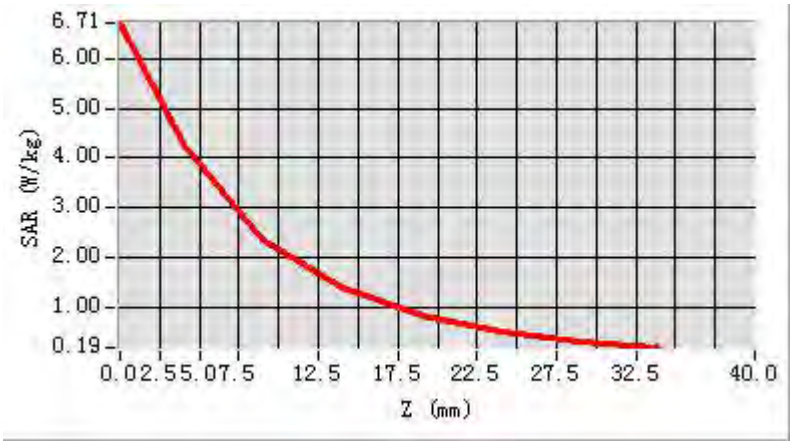

3D screen shot	Hot spot position
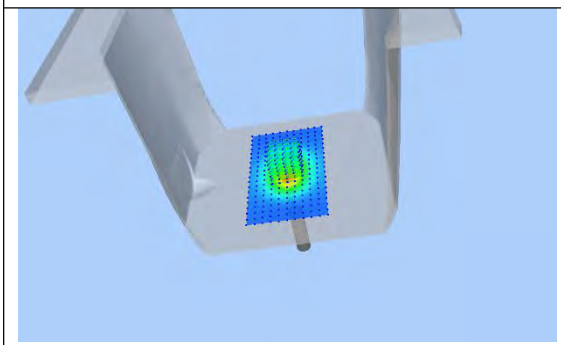	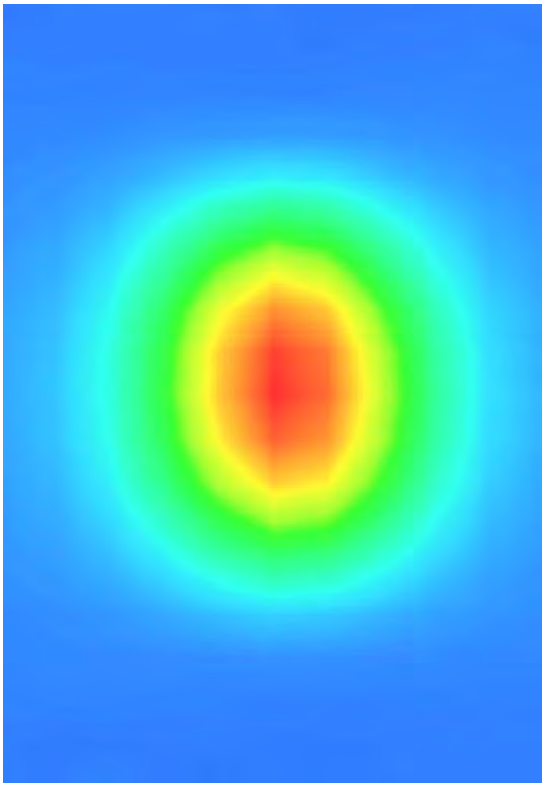

System Performance Check Data(1800MHz)

Type: Phone measurement (Complete)
E-Field Probe: SN 31/17 EPGO321
Area scan resolution: dx=8mm,dy=8mm
Zoom scan resolution: dx=8mm, dy=8mm, dz=5mm
Date of measurement: 2020.05.14
Measurement duration: 13 minutes 59 seconds

Experimental conditions.

Phantom File	surf_sam_plan.txt
Phantom	Validation plane
Band	1800MHz
Signal	CW
Frequency (MHz)	1800.000000
Relative permittivity (real part)	40.224351
Conductivity (S/m)	1.420415
Power drift (%)	-0.940000
Ambient Temperature:	22.4°C
Liquid Temperature:	21.2°C
ConvF:	1.86
Crest factor:	1:1

SURFACE SAR	VOLUME SAR
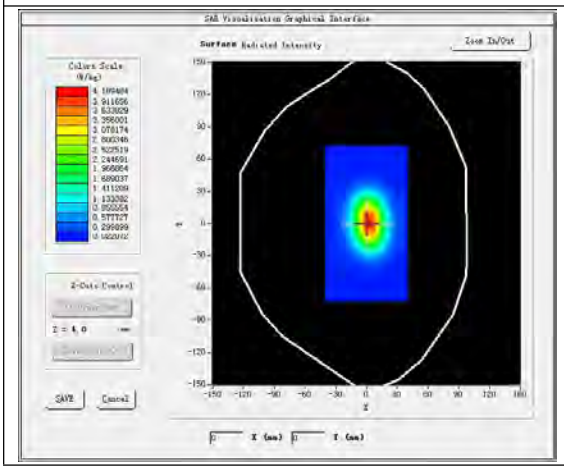	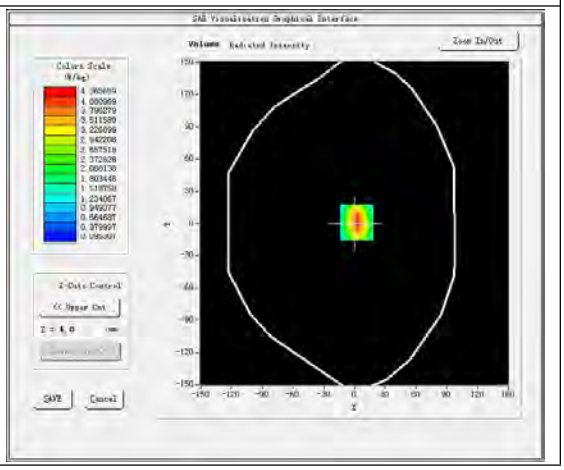

Maximum location: X=2.00, Y=1.00

SAR Peak: 6.89 W/kg

SAR 10 g (W/Kg)	2.141235
SAR 1g (W/Kg)	4.161372

Z Axis Scan

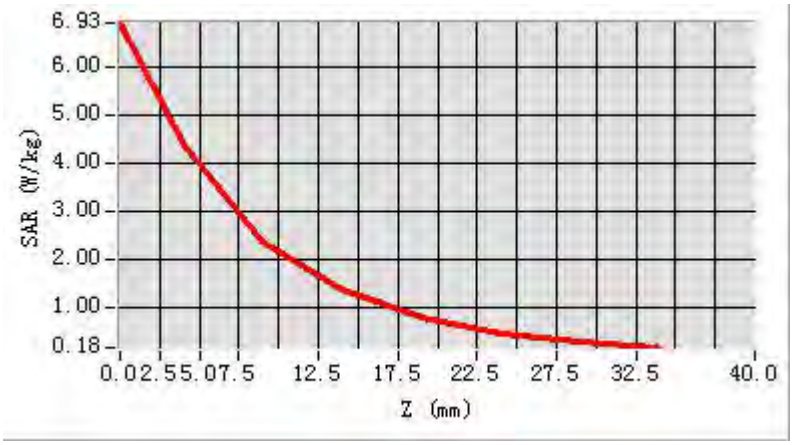

3D screen shot	Hot spot position
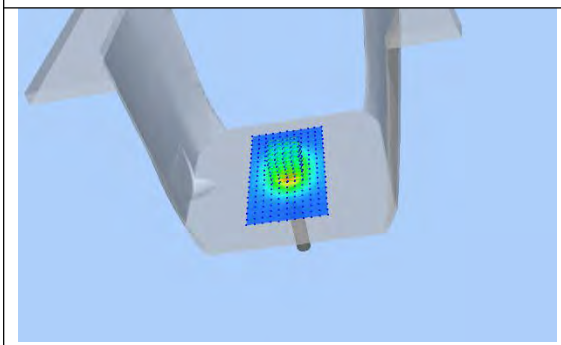	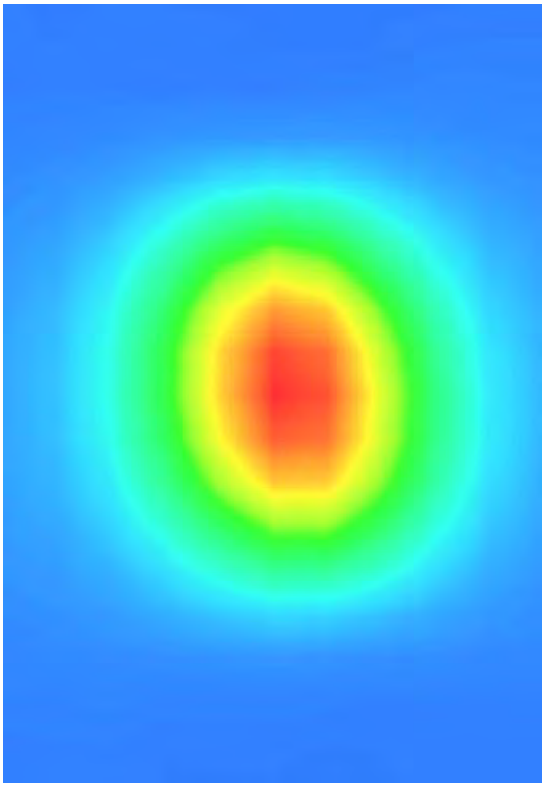

System Performance Check Data(1900MHz)

Type: Phone measurement (Complete)
E-Field Probe: SN 31/17 EPGO321
Area scan resolution: dx=8mm,dy=8mm
Zoom scan resolution: dx=8mm, dy=8mm, dz=5mm
Date of measurement: 2020.05.15
Measurement duration: 14 minutes 29 seconds

Experimental conditions.

Phantom File	surf_sam_plan.txt
Phantom	Validation plane
Band	1900MHz
Signal	CW
Frequency (MHz)	1900.000000
Relative permittivity (real part)	39.801135
Conductivity (S/m)	1.422150
Power drift (%)	-0.290000
Ambient Temperature:	22.3°C
Liquid Temperature:	21.1°C
ConvF:	2.17
Crest factor:	1:1

SURFACE SAR	VOLUME SAR
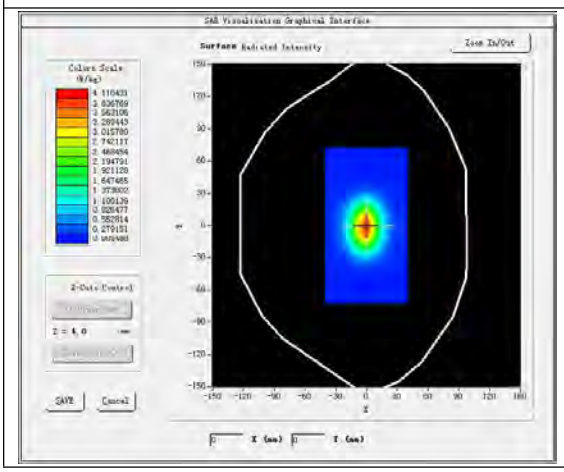	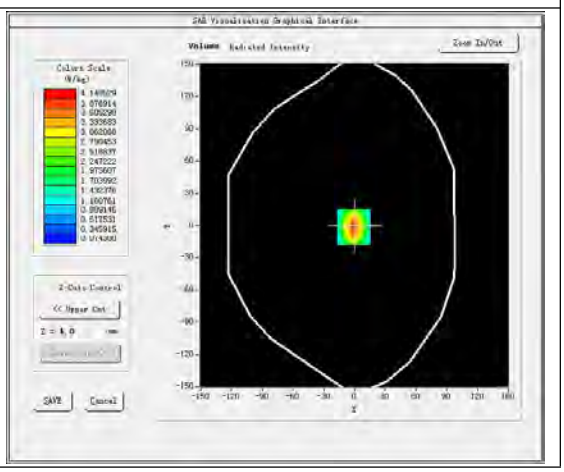

Maximum location: X=-1.00, Y=-1.00

SAR Peak: 6.47W/kg

SAR 10g (W/Kg)	1.967829
SAR 1g (W/Kg)	3.840358

Z Axis Scan

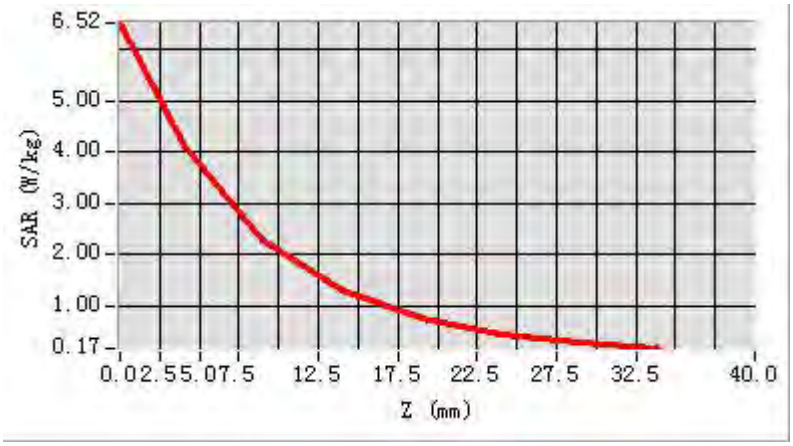

3D screen shot	Hot spot position
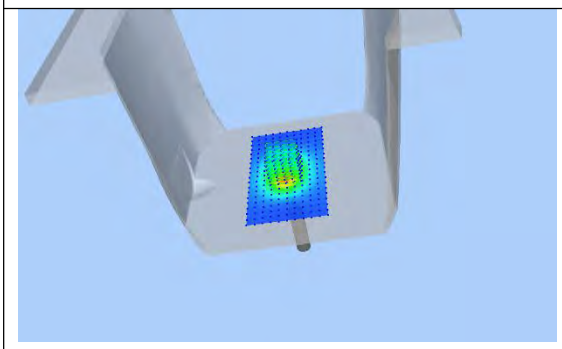	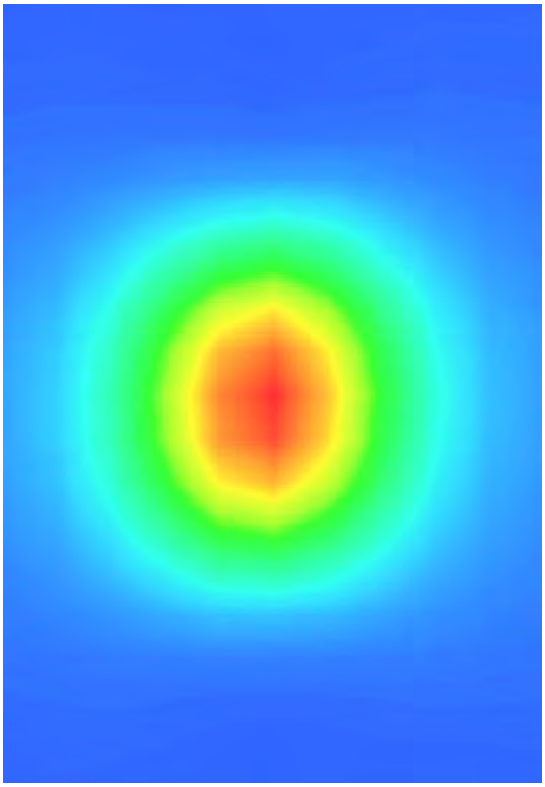

System Performance Check Data(1900MHz)

Type: Phone measurement (Complete)
E-Field Probe: SN 31/17 EPGO321
Area scan resolution: dx=8mm,dy=8mm
Zoom scan resolution: dx=8mm, dy=8mm, dz=5mm
Date of measurement: 2020.05.16
Measurement duration: 13 minutes 54 seconds

Experimental conditions.

Phantom File	surf_sam_plan.txt
Phantom	Validation plane
Band	1900MHz
Signal	CW
Frequency (MHz)	1900.000000
Relative permittivity (real part)	41.409230
Conductivity (S/m)	1.410328
Power drift (%)	0.190000
Ambient Temperature:	22.4°C
Liquid Temperature:	21.3°C
ConvF:	2.17
Crest factor:	1:1

SURFACE SAR	VOLUME SAR
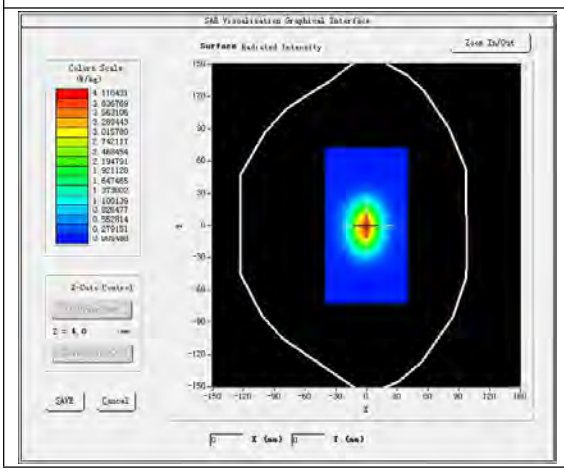	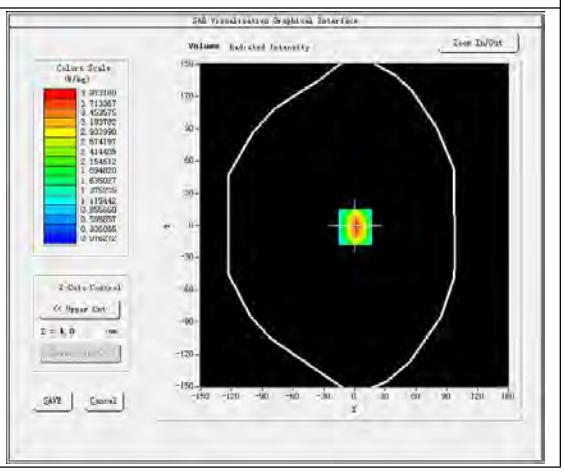

Maximum location: X=1.00, Y=-1.00

SAR Peak: 6.29W/kg

SAR 10g (W/Kg)	1.913351
SAR 1g (W/Kg)	3.819684

Z Axis Scan

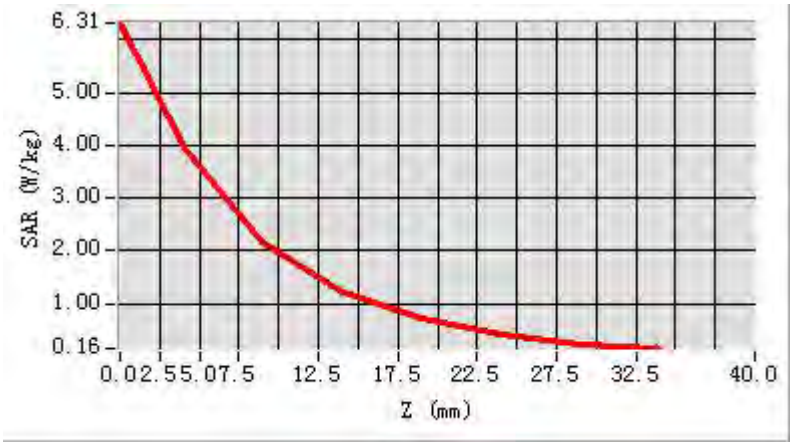

3D screen shot	Hot spot position
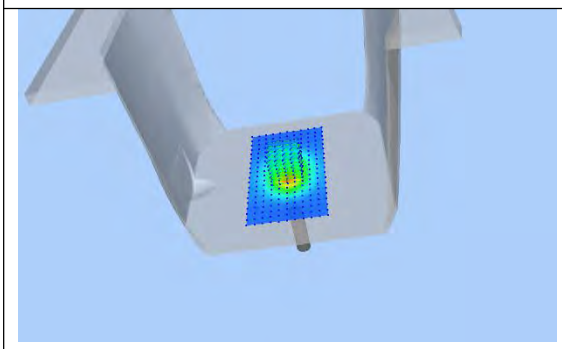	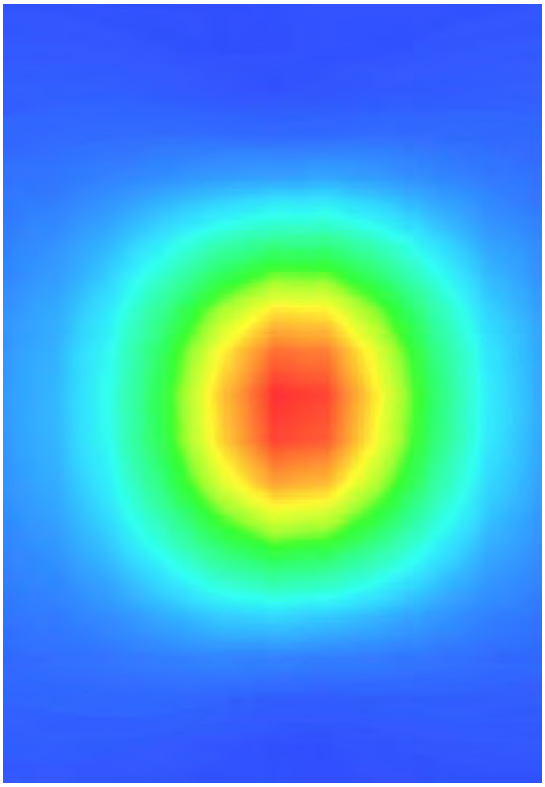

System Performance Check Data(1900MHz)

Type: Phone measurement (Complete)
E-Field Probe: SN 31/17 EPGO321
Area scan resolution: dx=8mm,dy=8mm
Zoom scan resolution: dx=8mm, dy=8mm, dz=5mm
Date of measurement: 2020.05.17
Measurement duration: 14 minutes 16 seconds

Experimental conditions.

Phantom File	surf_sam_plan.txt
Phantom	Validation plane
Band	1900MHz
Signal	CW
Frequency (MHz)	1900.000000
Relative permittivity (real part)	40.301232
Conductivity (S/m)	1.384357
Power drift (%)	-0.650000
Ambient Temperature:	22.5°C
Liquid Temperature:	21.2°C
ConvF:	2.17
Crest factor:	1:1

SURFACE SAR	VOLUME SAR
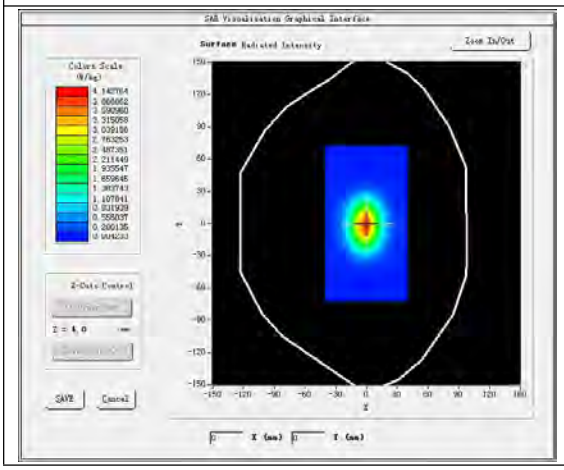	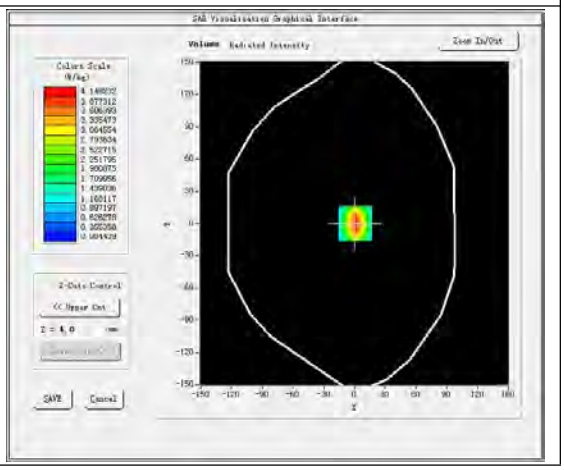

Maximum location: X=0.00, Y=0.00

SAR Peak: 6.48W/kg

SAR 10g (W/Kg)	2.010521
SAR 1g (W/Kg)	3.908372

Z Axis Scan

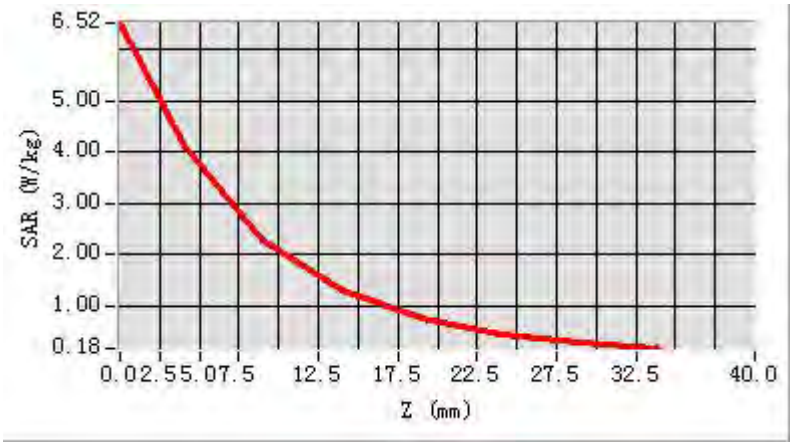

3D screen shot	Hot spot position
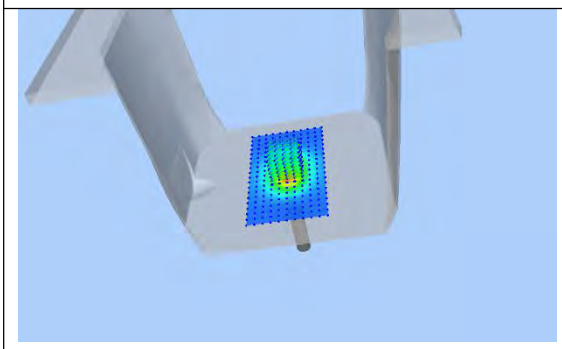	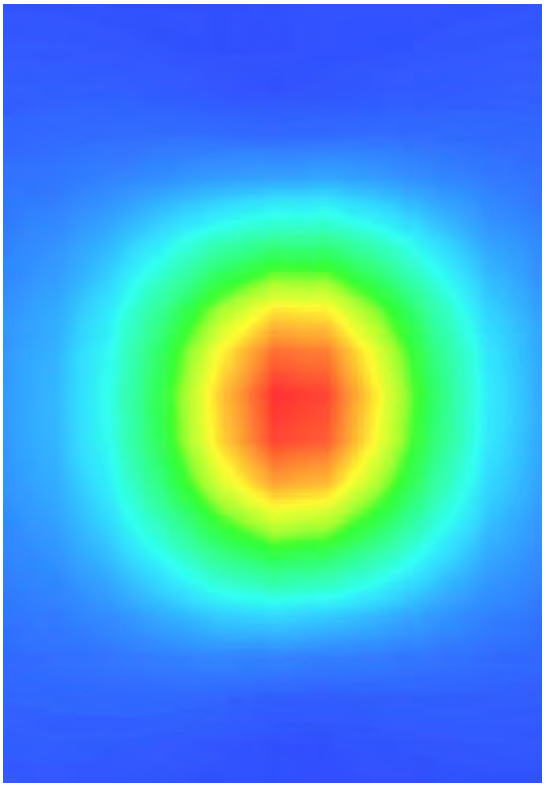

System Performance Check Data(1900MHz)

Type: Phone measurement (Complete)
E-Field Probe: SN 31/17 EPGO321
Area scan resolution: dx=8mm,dy=8mm
Zoom scan resolution: dx=8mm, dy=8mm, dz=5mm
Date of measurement: 2020.05.18
Measurement duration: 14 minutes 24 seconds

Experimental conditions.

Phantom File	surf_sam_plan.txt
Phantom	Validation plane
Band	1900MHz
Signal	CW
Frequency (MHz)	1900.000000
Relative permittivity (real part)	40.835180
Conductivity (S/m)	1.426182
Power drift (%)	-0.280000
Ambient Temperature:	22.4°C
Liquid Temperature:	21.2°C
ConvF:	2.17
Crest factor:	1:1

SURFACE SAR	VOLUME SAR
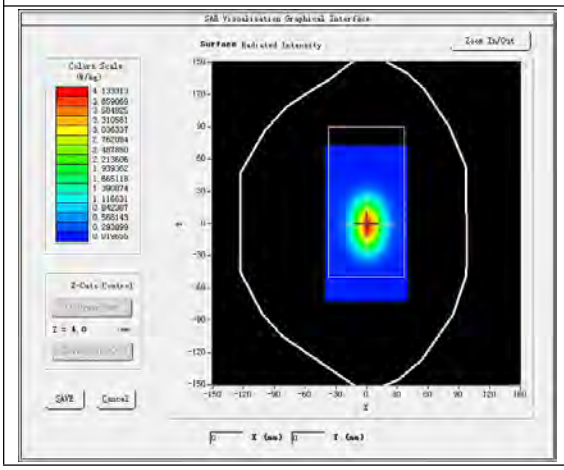	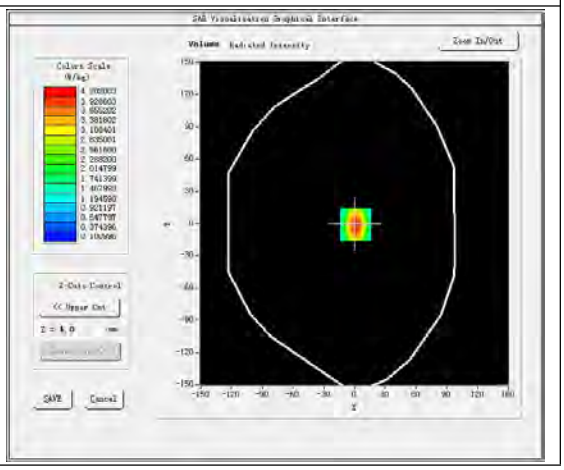

Maximum location: X=-1.00, Y=-1.00

SAR Peak: 6.52W/kg

SAR 10g (W/Kg)	2.051357
SAR 1g (W/Kg)	3.885054

Z Axis Scan

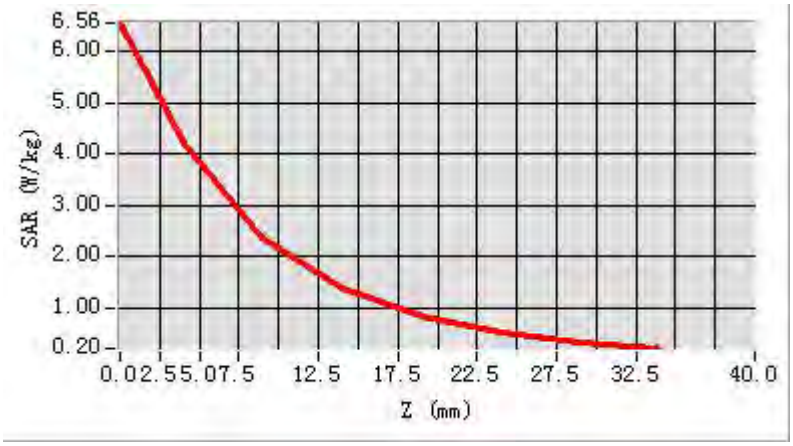

3D screen shot	Hot spot position
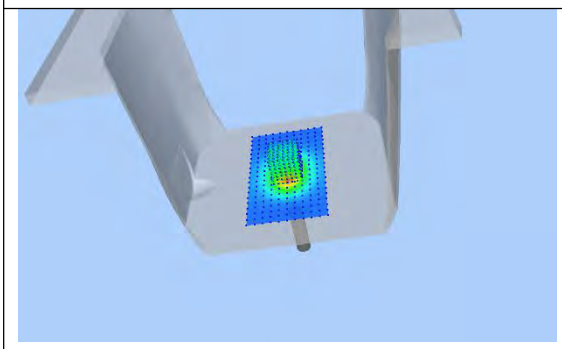	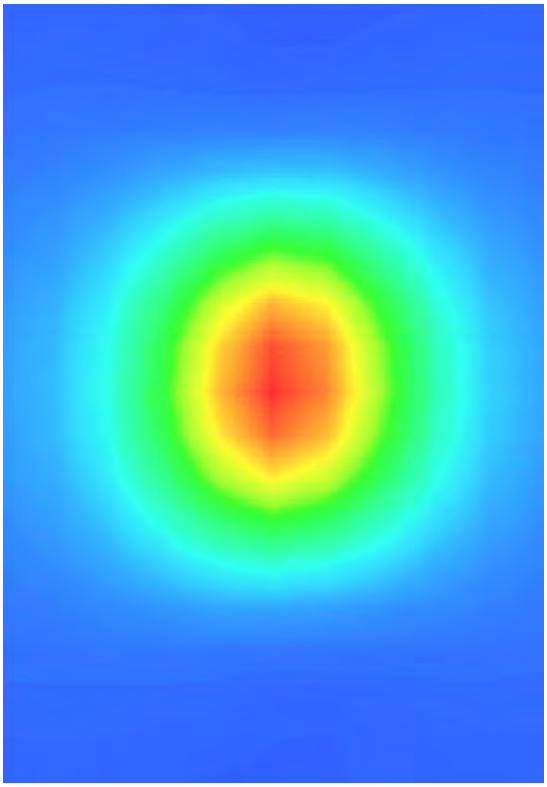

System Performance Check Data(2450MHz)

Type: Phone measurement (Complete)
E-Field Probe: SN 31/17 EPGO321
Area scan resolution: dx=8mm,dy=8mm
Zoom scan resolution: dx=5mm, dy=5mm, dz=5mm
Date of measurement: 2020.05.28
Measurement duration: 18 minutes 41 seconds

Experimental conditions.

Phantom File	surf_sam_plan.txt
Phantom	Validation plane
Band	2450MHz
Signal	CW
Frequency (MHz)	2450.000000
Relative permittivity (real part)	38.946308
Conductivity (S/m)	1.770190
Power drift (%)	-1.520000
Ambient Temperature:	22.4°C
Liquid Temperature:	21.2°C
ConvF:	2.33
Crest factor:	1:1

SURFACE SAR	VOLUME SAR
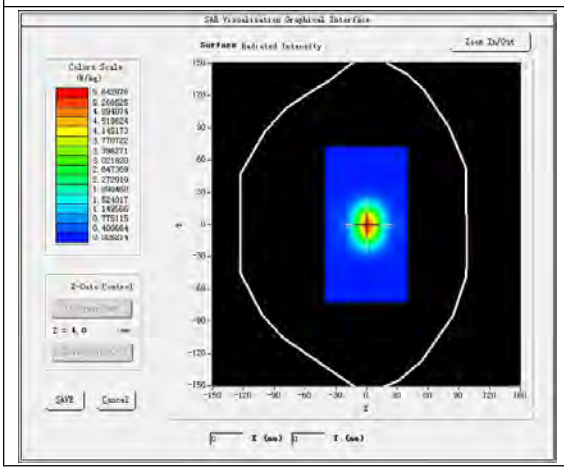	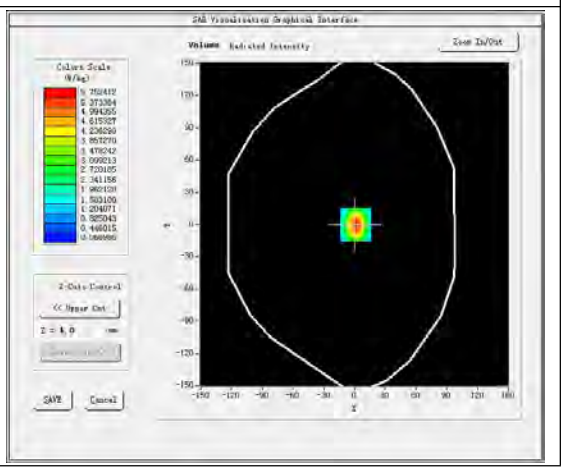

Maximum location: X=1.00, Y=0.00

SAR Peak: 9.46 W/kg

SAR 10g (W/Kg)	2.469054
SAR 1g (W/Kg)	5.260173

Z Axis Scan

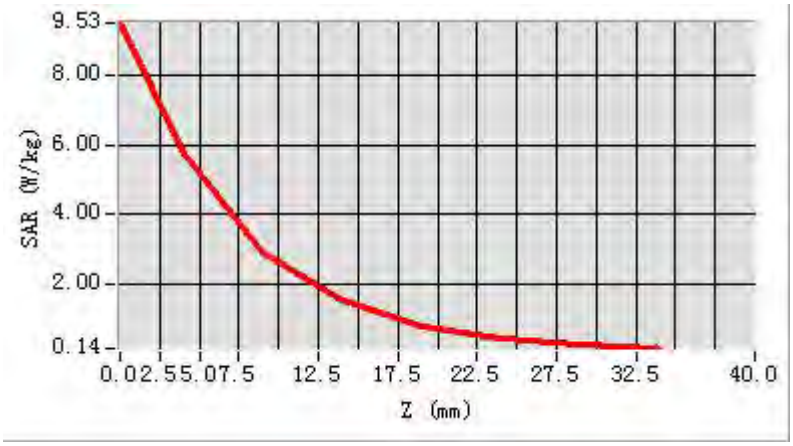

3D screen shot	Hot spot position
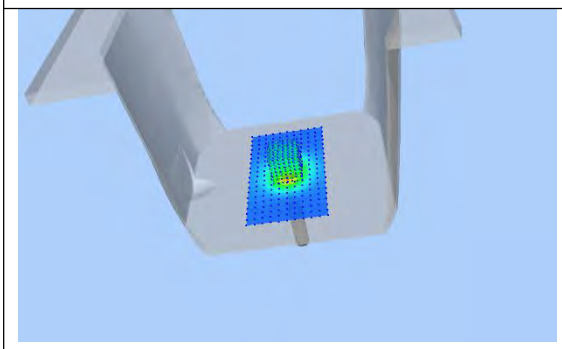	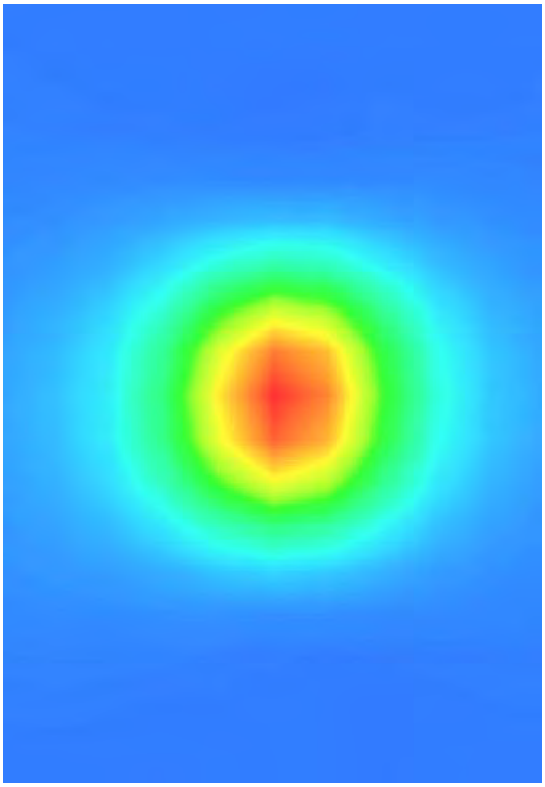

System Performance Check Data(2600MHz)

Type: Phone measurement (Complete)
E-Field Probe: SN 31/17 EPGO321
Area scan resolution: dx=8mm,dy=8mm
Zoom scan resolution: dx=5mm, dy=5mm, dz=5mm
Date of measurement: 2020.05.19
Measurement duration: 14 minutes 18 seconds

Experimental conditions.

Phantom File	surf_sam_plan.txt
Phantom	Validation plane
Band	2600MHz
Signal	CW
Frequency (MHz)	2600.000000
Relative permittivity (real part)	37.693451
Conductivity (S/m)	1.947352
Power drift (%)	-1.130000
Ambient Temperature:	22.2°C
Liquid Temperature:	20.8°C
ConvF:	2.29
Crest factor:	1:1

SURFACE SAR	VOLUME SAR
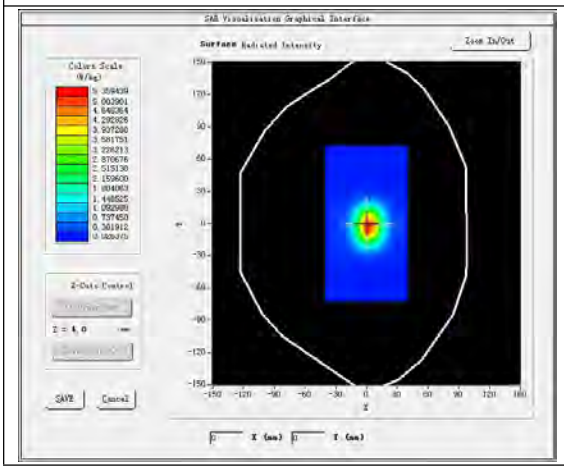	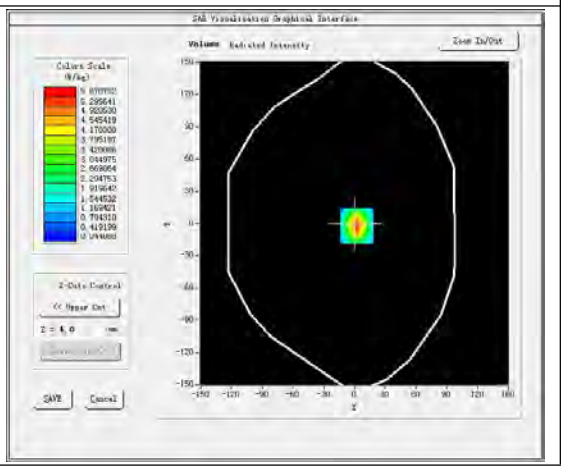

Maximum location: X=2.00, Y=-2.00

SAR Peak:9.79W/kg

SAR 10g (W/Kg)	2.367542
SAR 1g (W/Kg)	5.413585

Z Axis Scan

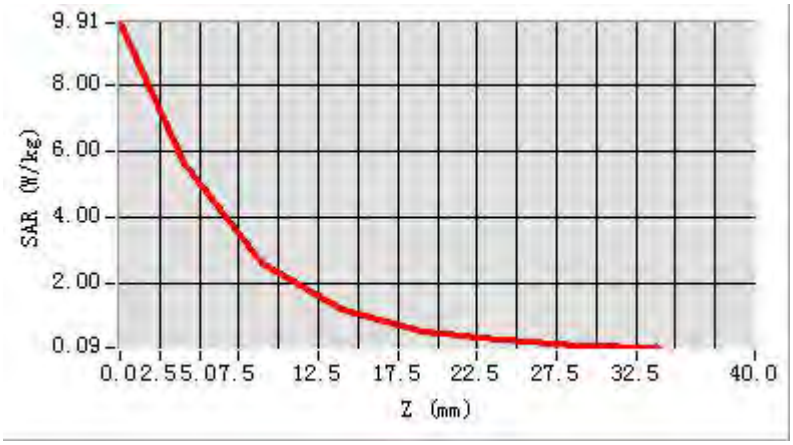

3D screen shot	Hot spot position
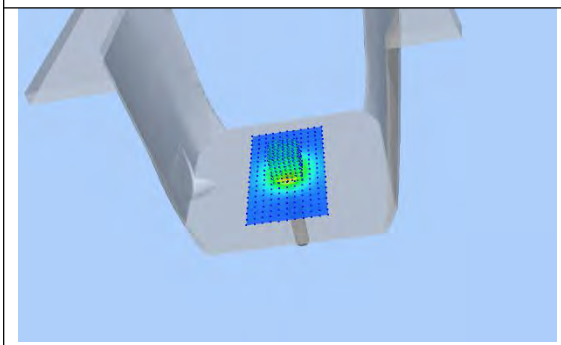	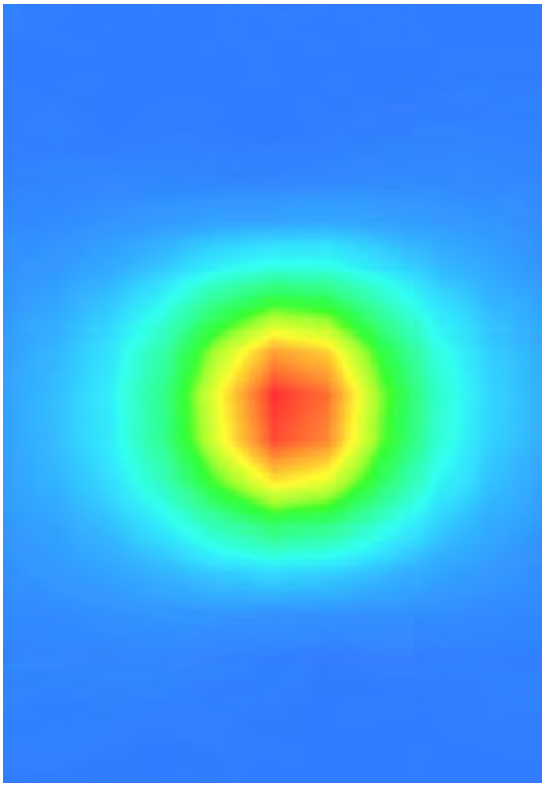

System Performance Check Data(2600MHz)

Type: Phone measurement (Complete)
E-Field Probe: SN 31/17 EPGO321
Area scan resolution: dx=8mm,dy=8mm
Zoom scan resolution: dx=5mm, dy=5mm, dz=5mm
Date of measurement: 2020.05.20
Measurement duration: 19 minutes 18 seconds

Experimental conditions.

Phantom File	surf_sam_plan.txt
Phantom	Validation plane
Band	2600MHz
Signal	CW
Frequency (MHz)	2600.000000
Relative permittivity (real part)	39.925203
Conductivity (S/m)	2.011385
Power drift (%)	-0.140000
Ambient Temperature:	22.5°C
Liquid Temperature:	21.2°C
ConvF:	2.29
Crest factor:	1:1

SURFACE SAR	VOLUME SAR
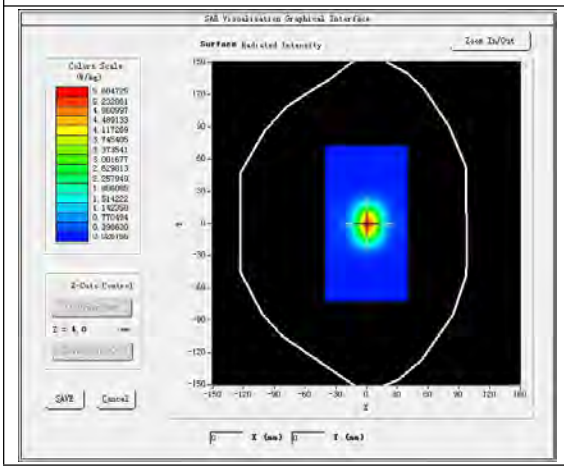	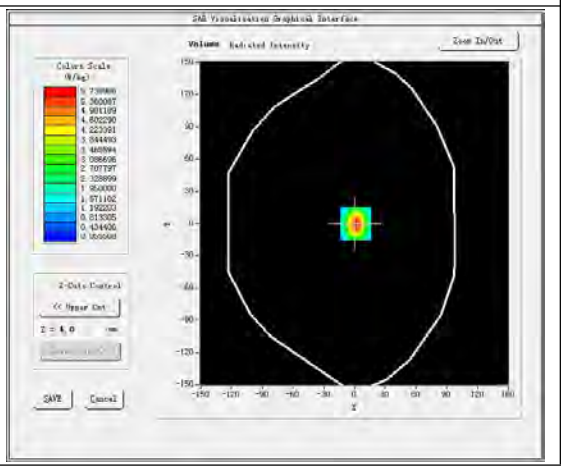

Maximum location: X=1.00, Y=0.00

SAR Peak:9.68W/kg

SAR 10g (W/Kg)	2.354212
SAR 1g (W/Kg)	5.402470

Z Axis Scan

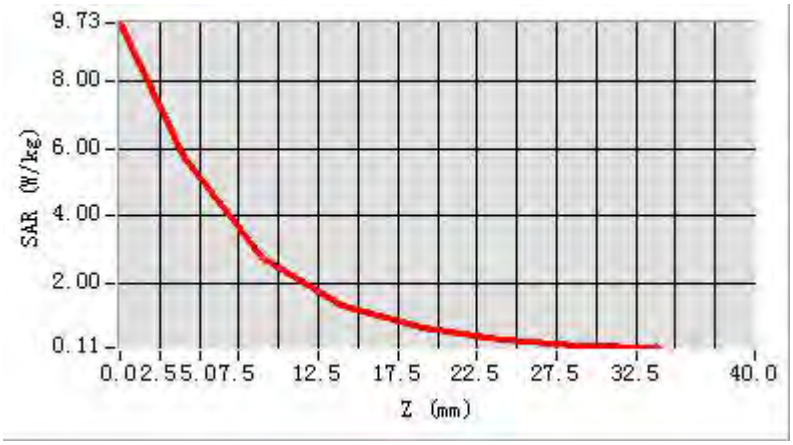

3D screen shot	Hot spot position
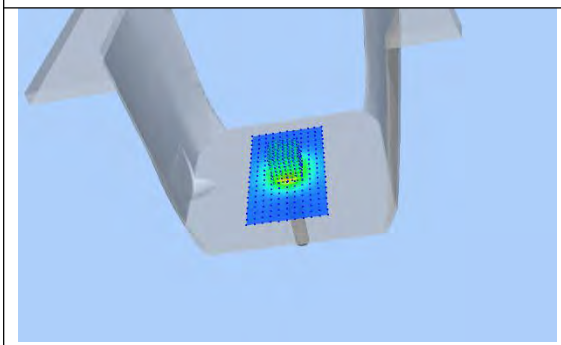	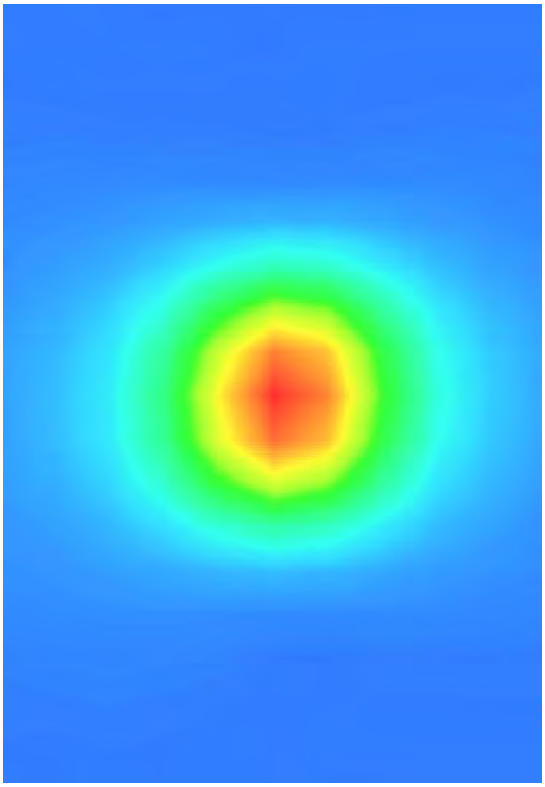

System Performance Check Data(2600MHz)

Type: Phone measurement (Complete)
E-Field Probe: SN 31/17 EPGO321
Area scan resolution: dx=8mm,dy=8mm
Zoom scan resolution: dx=5mm, dy=5mm, dz=5mm
Date of measurement: 2020.05.21
Measurement duration: 18 minutes 40 seconds

Experimental conditions.

Phantom File	surf_sam_plan.txt
Phantom	Validation plane
Band	2600MHz
Signal	CW
Frequency (MHz)	2600.000000
Relative permittivity (real part)	39.017480
Conductivity (S/m)	1.926411
Power drift (%)	-0.920000
Ambient Temperature:	22.5°C
Liquid Temperature:	21.3°C
ConvF:	2.29
Crest factor:	1:1

SURFACE SAR	VOLUME SAR
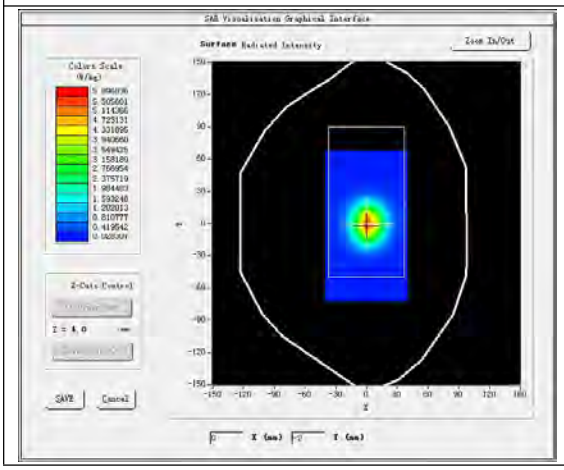	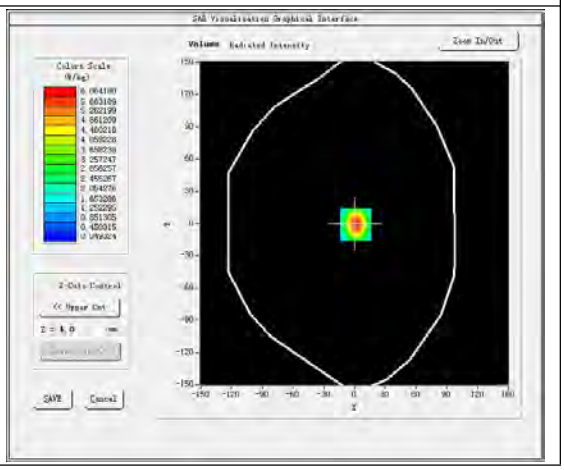

Maximum location: X=1.00, Y=-1.00

SAR Peak: 10.85 W/kg

SAR 10g (W/Kg)	2.478980
SAR 1g (W/Kg)	5.631073

Z Axis Scan

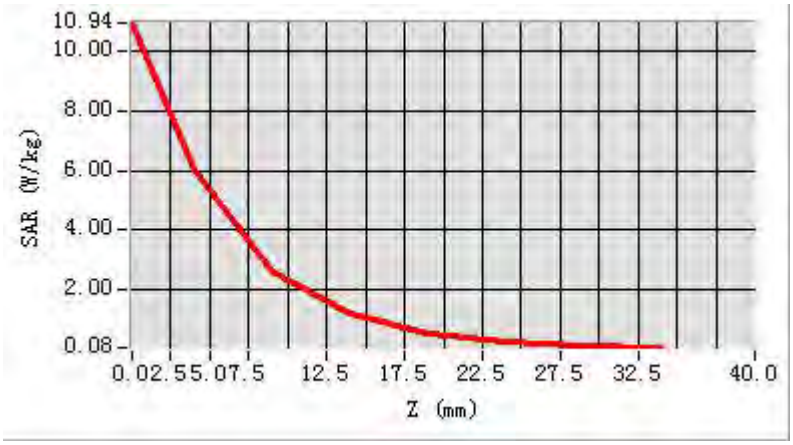

3D screen shot	Hot spot position
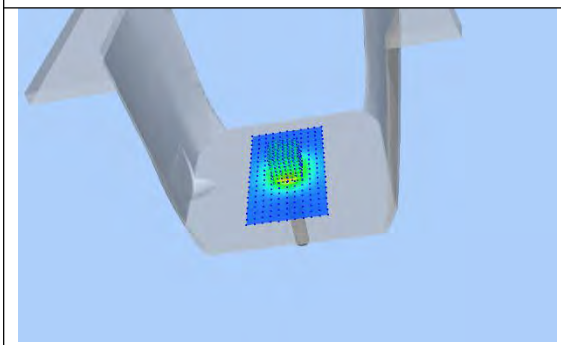	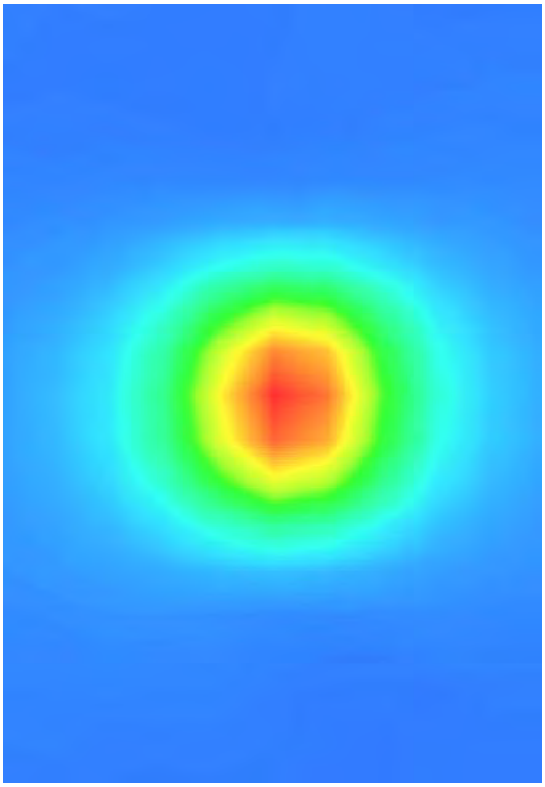

System Performance Check Data(2600MHz)

Type: Phone measurement (Complete)
E-Field Probe: SN 31/17 EPGO321
Area scan resolution: dx=8mm,dy=8mm
Zoom scan resolution: dx=5mm, dy=5mm, dz=5mm
Date of measurement: 2020.05.22
Measurement duration: 18 minutes39 seconds

Experimental conditions.

Phantom File	surf_sam_plan.txt
Phantom	Validation plane
Band	2600MHz
Signal	CW
Frequency (MHz)	2600.000000
Relative permittivity (real part)	38.348052
Conductivity (S/m)	1.942153
Power drift (%)	-0.370000
Ambient Temperature:	22.3°C
Liquid Temperature:	21.2°C
ConvF:	2.29
Crest factor:	1:1

SURFACE SAR	VOLUME SAR
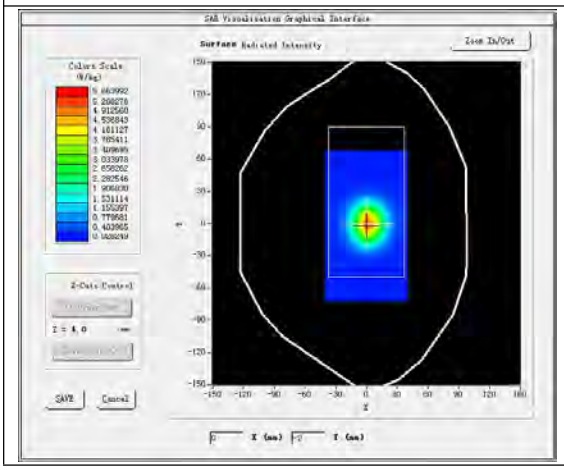	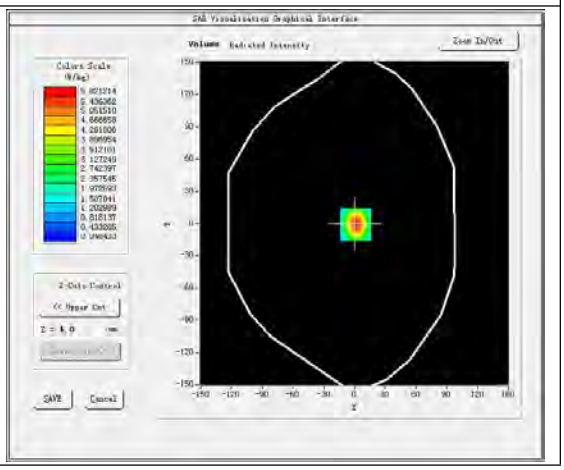

Maximum location: X=1.00, Y=-1.00

SAR Peak: 10.45 W/kg

SAR 10g (W/Kg)	2.380521
SAR 1g (W/Kg)	5.413154

Z Axis Scan

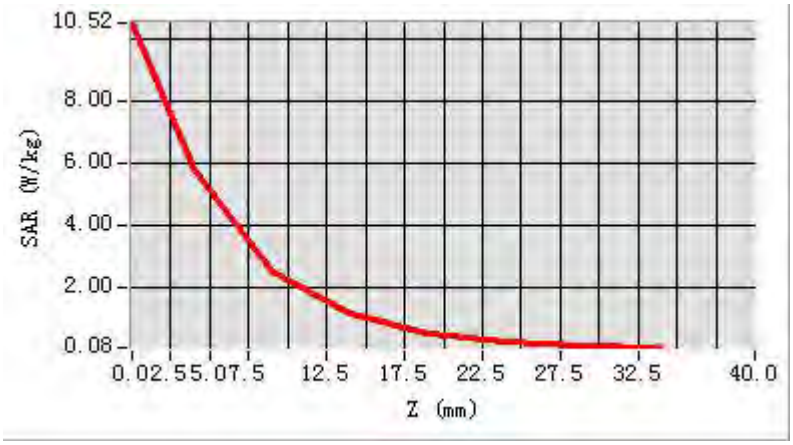

3D screen shot	Hot spot position
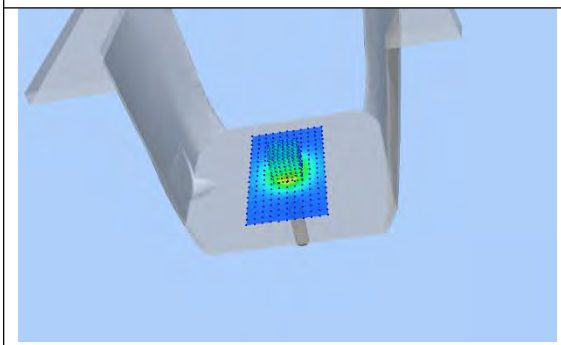	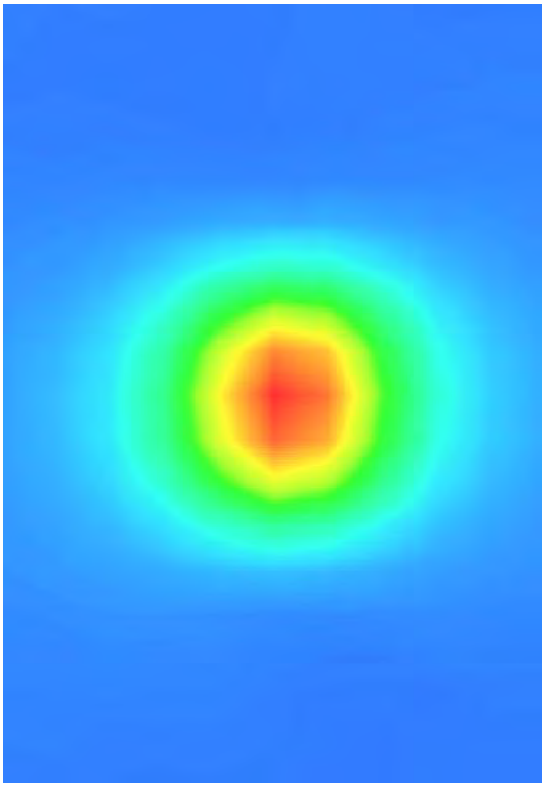

System Performance Check Data(2600MHz)

Type: Phone measurement (Complete)
E-Field Probe: SN 31/17 EPGO321
Area scan resolution: dx=8mm,dy=8mm
Zoom scan resolution: dx=5mm, dy=5mm, dz=5mm
Date of measurement: 2020.05.23
Measurement duration: 18 minutes 35 seconds

Experimental conditions.

Phantom File	surf_sam_plan.txt
Phantom	Validation plane
Band	2600MHz
Signal	CW
Frequency (MHz)	2600.000000
Relative permittivity (real part)	38.374035
Conductivity (S/m)	1.962354
Power drift (%)	-0.110000
Ambient Temperature:	22.3°C
Liquid Temperature:	21.1°C
ConvF:	2.29
Crest factor:	1:1

SURFACE SAR	VOLUME SAR
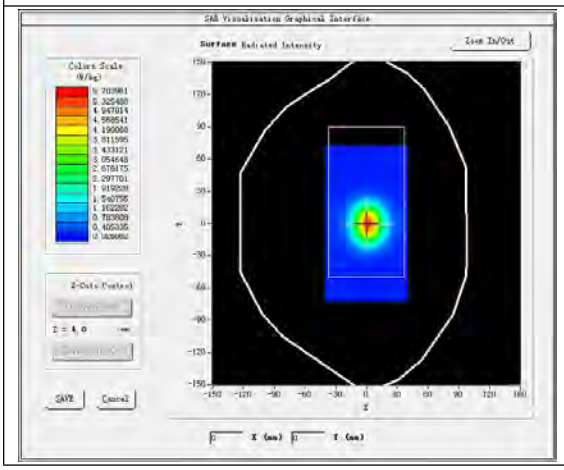	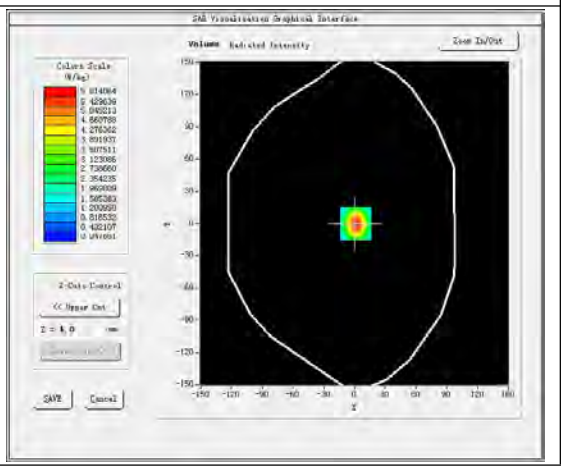

Maximum location: X=1.00, Y=-1.00

SAR Peak: 10.44 W/kg

SAR 10g (W/Kg)	2.378520
SAR 1g (W/Kg)	5.396318

Z Axis Scan

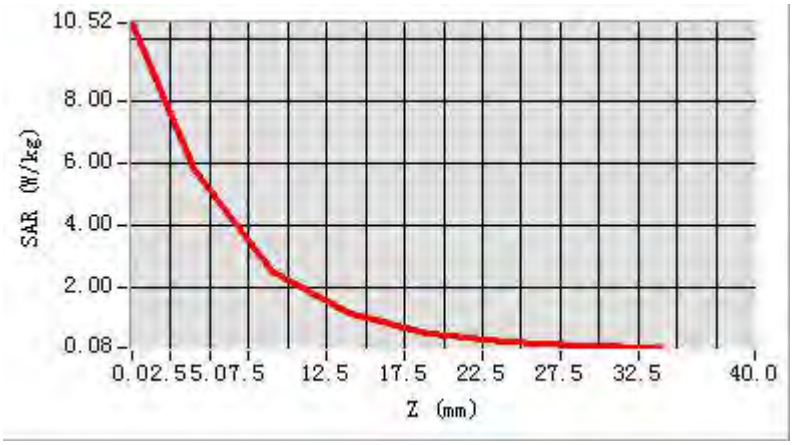

3D screen shot	Hot spot position
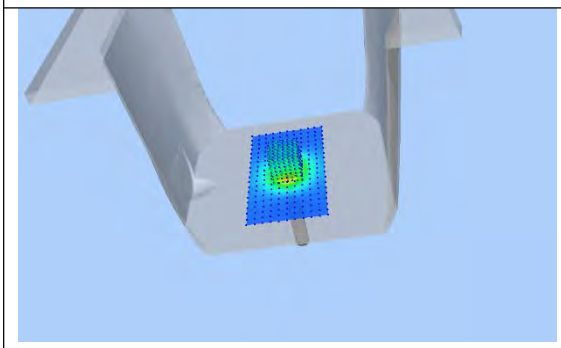	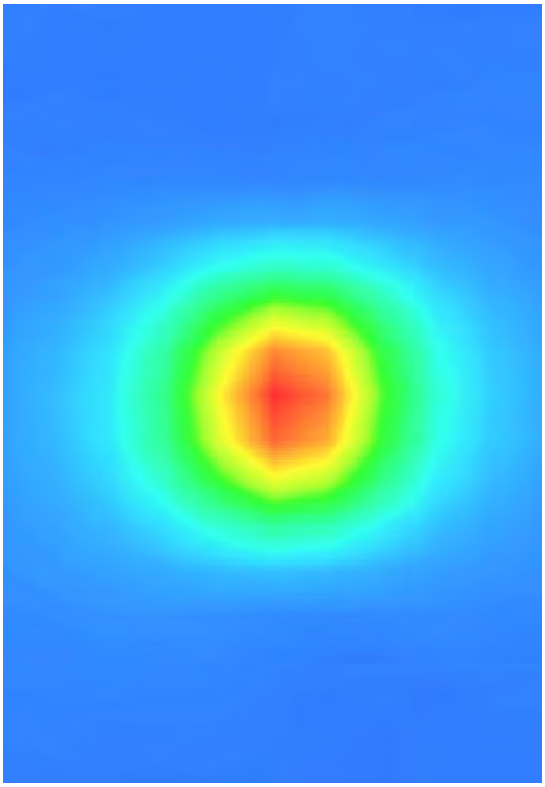

System Performance Check Data(2600MHz)

Type: Phone measurement (Complete)
E-Field Probe: SN 31/17 EPGO321
Area scan resolution: dx=8mm,dy=8mm
Zoom scan resolution: dx=5mm, dy=5mm, dz=5mm
Date of measurement: 2020.05.24
Measurement duration: 18 minutes 41 seconds

Experimental conditions.

Phantom File	surf_sam_plan.txt
Phantom	Validation plane
Band	2600MHz
Signal	CW
Frequency (MHz)	2600.000000
Relative permittivity (real part)	40.389102
Conductivity (S/m)	1.977285
Power drift (%)	-0.150000
Ambient Temperature:	22.1°C
Liquid Temperature:	20.9°C
ConvF:	2.29
Crest factor:	1:1

SURFACE SAR	VOLUME SAR
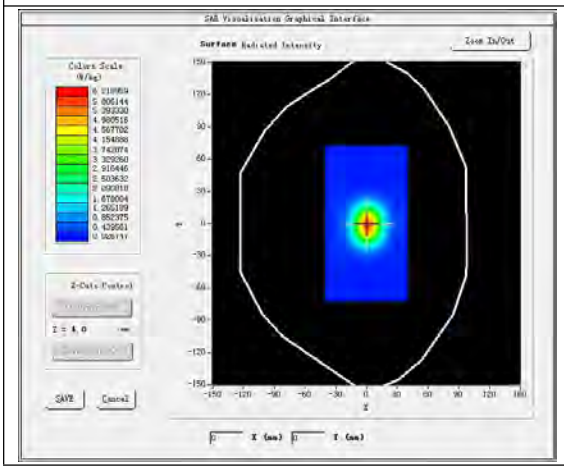	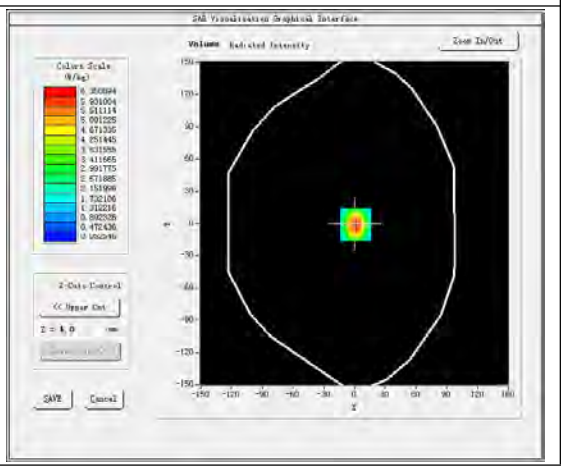

Maximum location: X=1.00, Y=-1.00

SAR Peak: 11.13W/kg

SAR 10g (W/Kg)	2.589253
SAR 1g (W/Kg)	5.832580

Z Axis Scan

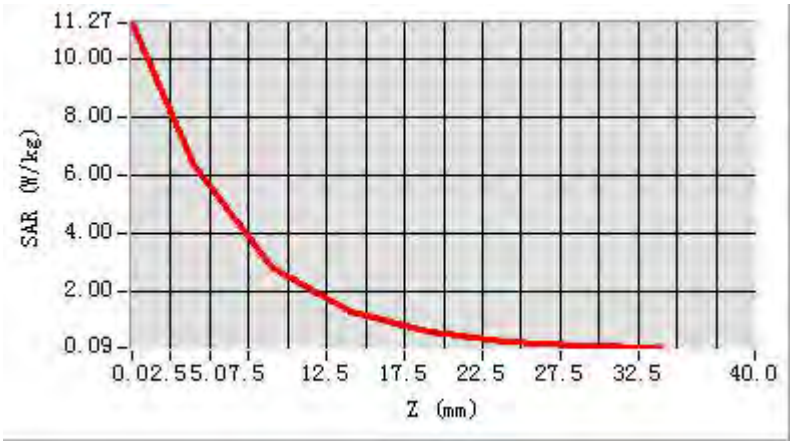

3D screen shot	Hot spot position
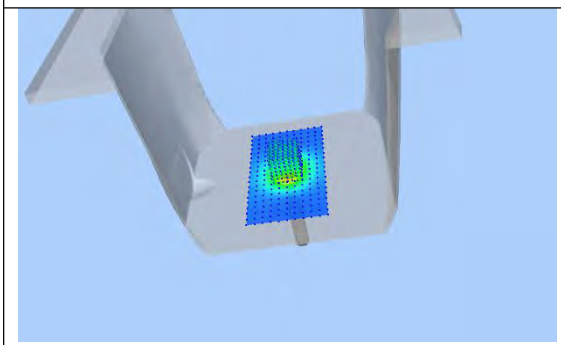	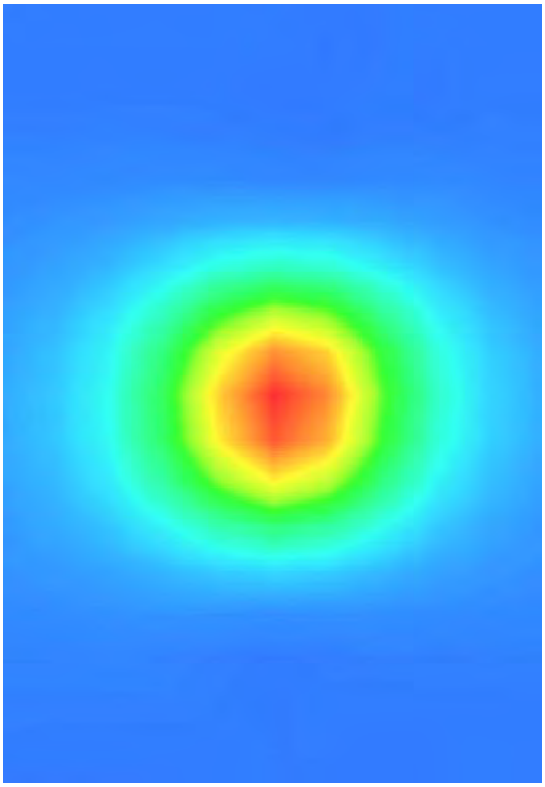

System Performance Check Data(5200 MHz)

Type: Phone measurement (Complete)
E-Field Probe: SN 31/17 EPGO321
Area scan resolution: dx=8 mm,dy=8 mm
Zoom scan resolution: dx=4 mm, dy=4 mm, dz=2 mm
Date of measurement: 2020.05.25
Measurement duration: 29 minutes 53 seconds

Experimental conditions.

Phantom File	surf_sam_plan.txt
Phantom	Validation plane
Band	5200 MHz
Signal	CW
Frequency (MHz)	5200.000000
Relative permittivity (real part)	36.850423
Conductivity (S/m)	4.602384
Power drift (%)	-1.360000
Ambient Temperature:	22.4°C
Liquid Temperature:	21.2°C
ConvF:	2.21
Crest factor:	1:1

SURFACE SAR	VOLUME SAR
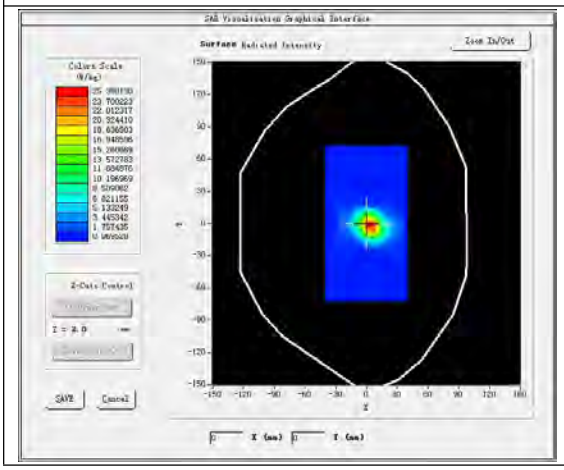	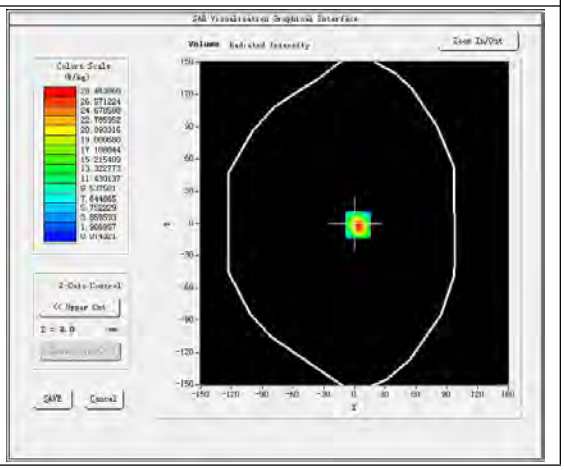

Maximum location: X=0.00, Y=0.00

SAR Peak: 46.29 W/kg

SAR 10 g (W/Kg)	5.527520
SAR 1 g (W/Kg)	16.182398

Z Axis Scan

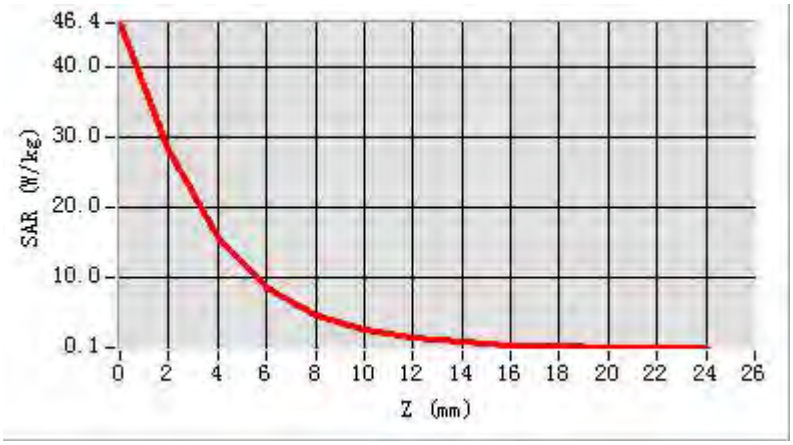

3D screen shot	Hot spot position
	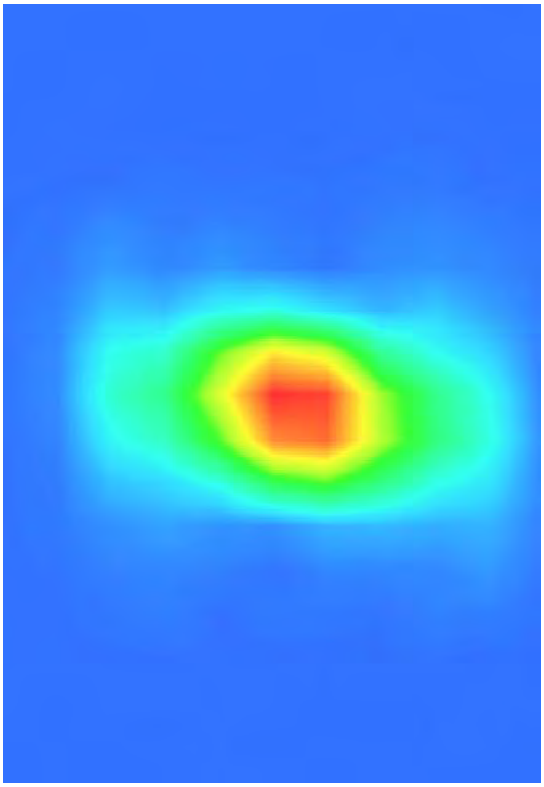

System Performance Check Data(5600 MHz)

Type: Phone measurement (Complete)
E-Field Probe: SN 31/17 EPGO321
Area scan resolution: dx=8 mm,dy=8 mm
Zoom scan resolution: dx=4 mm, dy=4 mm, dz=2 mm
Date of measurement: 2020.05.26
Measurement duration: 30 minutes 11 seconds

Experimental conditions.

Phantom File	surf_sam_plan.txt
Phantom	Validation plane
Band	5600 MHz
Signal	CW
Frequency (MHz)	5600.000000
Relative permittivity (real part)	35.387054
Conductivity (S/m)	5.024109
Power drift (%)	-1.400000
Ambient Temperature:	22.3°C
Liquid Temperature:	21.2°C
ConvF:	2.27
Crest factor:	1:1

SURFACE SAR	VOLUME SAR
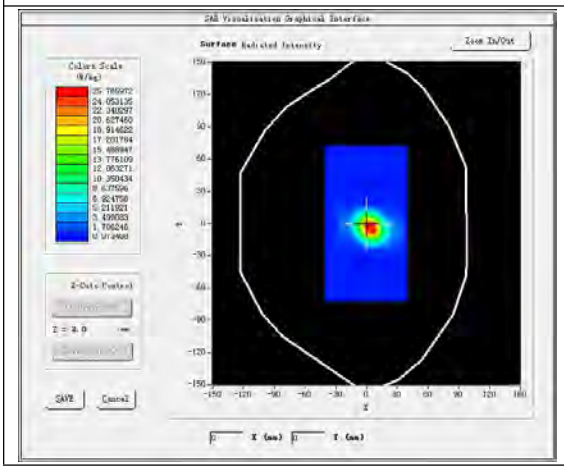	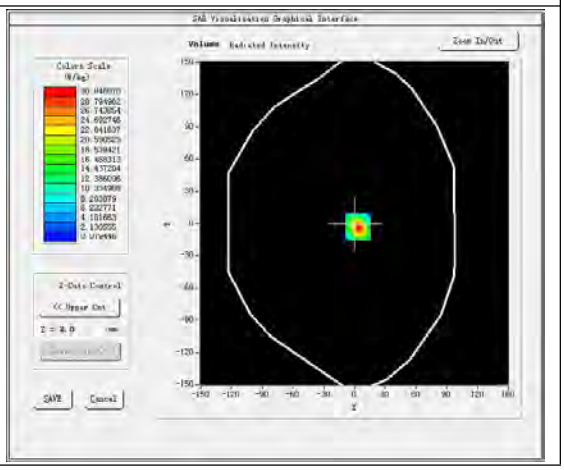

Maximum location: X=3.00, Y=-3.00

SAR Peak: 50.55 W/kg

SAR 10 g (W/Kg)	5.801481
SAR 1 g (W/Kg)	17.402534

Z Axis Scan

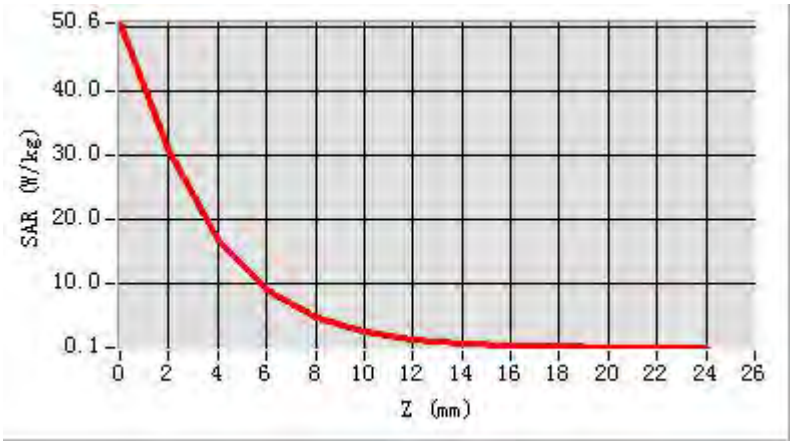

3D screen shot	Hot spot position
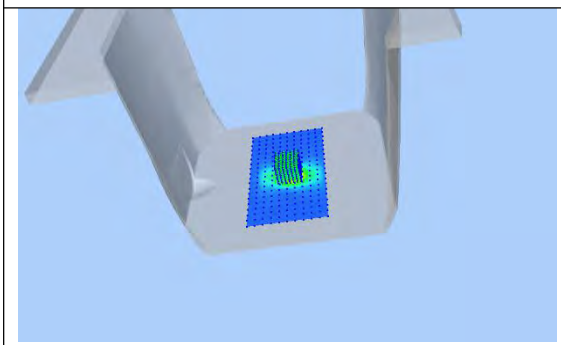	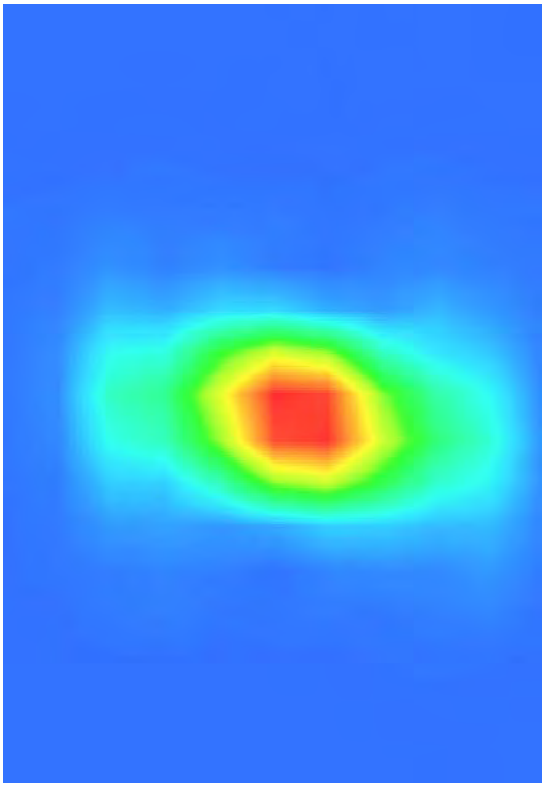

System Performance Check Data(5800 MHz)

Type: Phone measurement (Complete)
E-Field Probe: SN 31/17 EPGO321
Area scan resolution: dx=8 mm,dy=8 mm
Zoom scan resolution: dx=4 mm, dy=4 mm, dz=2 mm
Date of measurement: 2020.05.27
Measurement duration: 29 minutes 14 seconds

Experimental conditions.

Phantom File	surf_sam_plan.txt
Phantom	Validation plane
Band	5800 MHz
Signal	CW
Frequency (MHz)	5800.000000
Relative permittivity (real part)	34.685283
Conductivity (S/m)	5.375460
Power drift (%)	-1.080000
Ambient Temperature:	22.3°C
Liquid Temperature:	21.1°C
ConvF:	2.33
Crest factor:	1:1

SURFACE SAR	VOLUME SAR
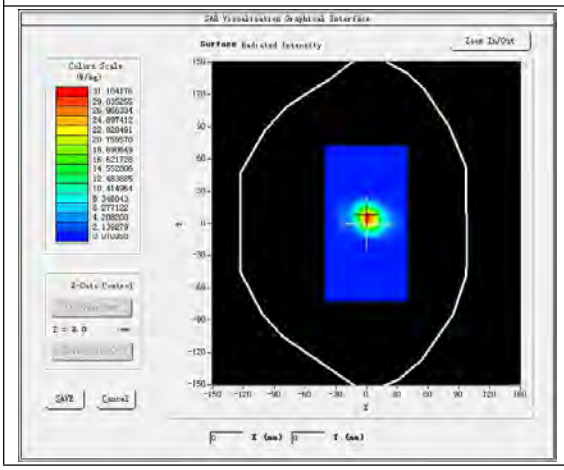	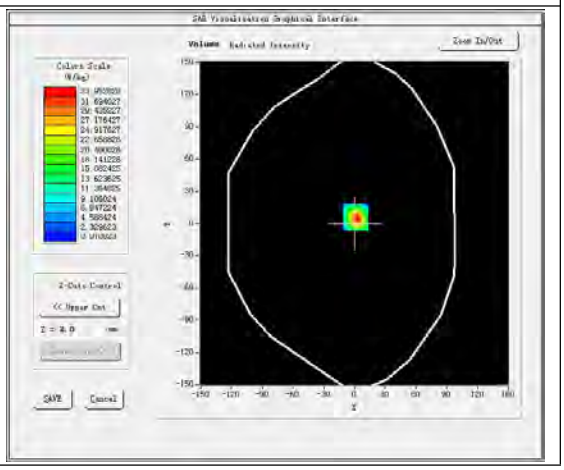

Maximum location: X=0.00, Y=8.00

SAR Peak: 57.92 W/kg

SAR 10 g (W/Kg)	6.170545
SAR 1 g (W/Kg)	18.898195

Z Axis Scan

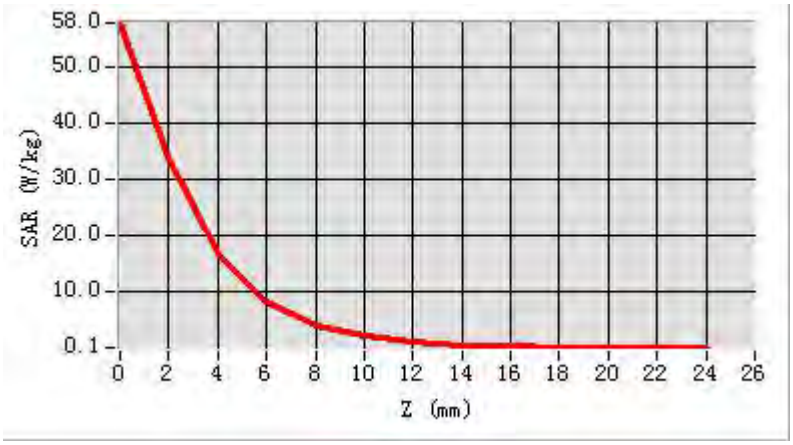

3D screen shot	Hot spot position
	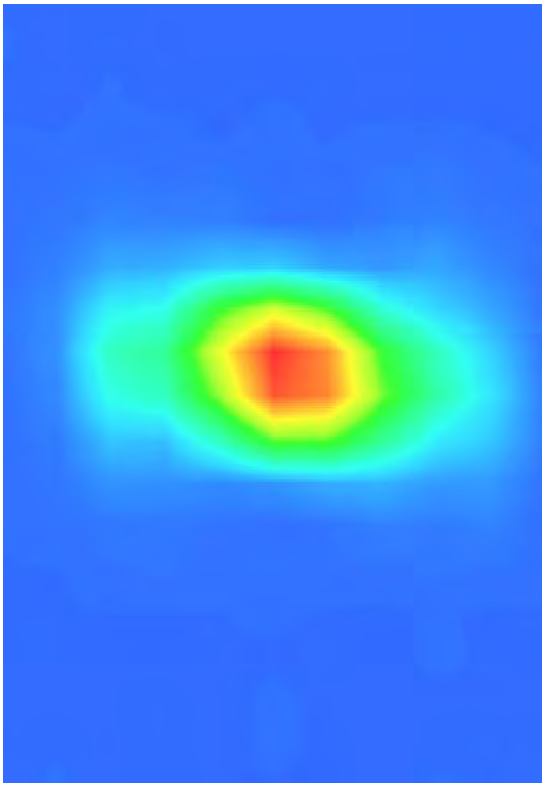

ANNEX C TEST DATA

MEAS. 1 Right Head with Cheek on Low Channel in GPRS 850 mode with Antenna Up

Test Date:	4/5/2020
Measurement duration:	10 minutes 31 seconds
Signal:	GSM, f=824.2 MHz, Duty Cycle: 1:4.0
Liquid Parameters:	Permittivity: 42.33; Conductivity: 0.91 S/m
Test condition:	Ambient Temperature: 22.4°C, Liquid Temperature: 21.3°C
Probe:	SN 31/17 EPGO321, ConvF: 1.71
Area Scan:	sam_direct_droit2_surf10mm.txt, h= 5.00 mm
Zoom Scan:	5x5x7,dx=8mm, dy=8mm, dz=5mm,Complete
Maximum location:	X=-16.000000, Y=14.000000
SAR 10g (W/Kg):	0.229291
SAR 1g (W/Kg):	0.381452
Power drift (%):	-1.42

3D screen shot

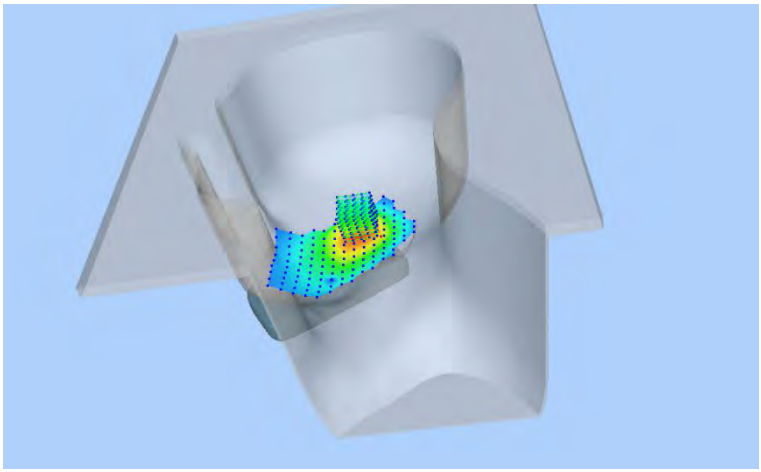

Z Axis Scan

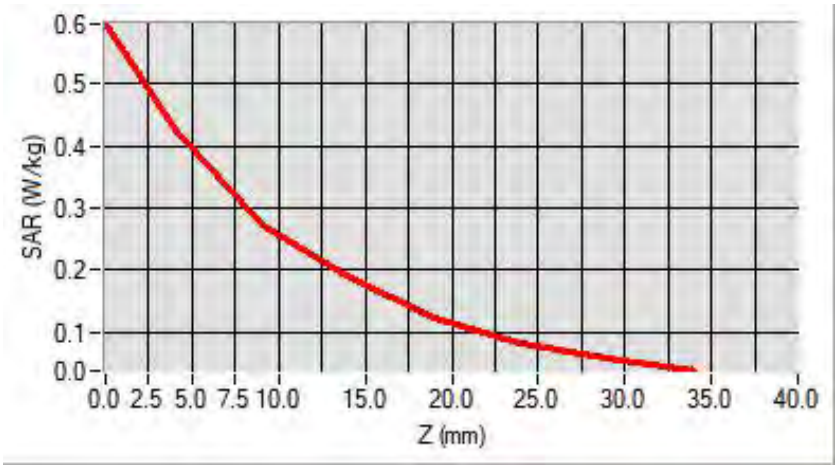

MEAS. 2 Body Plane with Back Side 15 mm on High Channel in GPRS 850 mode with Antenna Up

Test Date:	4/5/2020
Measurement duration:	12 minutes 5 seconds
Signal:	GSM, f=824.2 MHz, Duty Cycle: 1:4.0
Liquid Parameters:	Permittivity: 42.33; Conductivity: 0.91 S/m
Test condition:	Ambient Temperature: 22.4°C, Liquid Temperature: 21.3°C
Probe:	SN 31/17 EPGO321, ConvF: 1.71
Area Scan:	sam_direct_droit2_surf10mm.txt, h= 5.00 mm
Zoom Scan:	5x5x7,dx=8mm, dy=8mm, dz=5mm,Complete
Maximum location:	X=0.000000, Y=-12.000000
SAR 10g (W/Kg):	0.062814
SAR 1g (W/Kg):	0.095754
Power drift (%):	1.53

3D screen shot

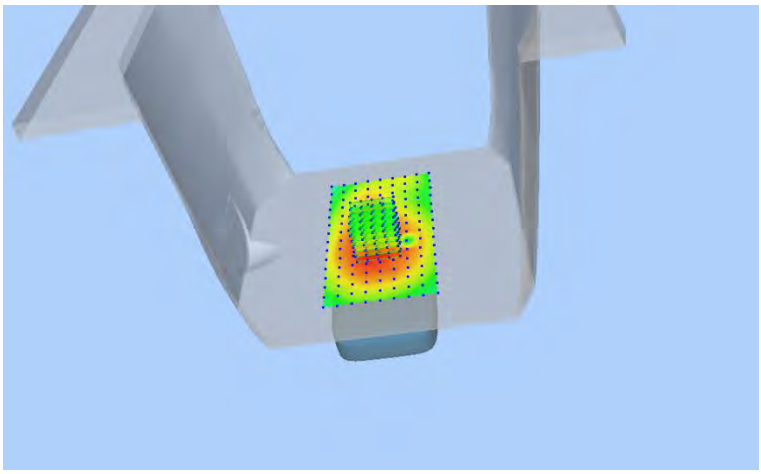

Z Axis Scan

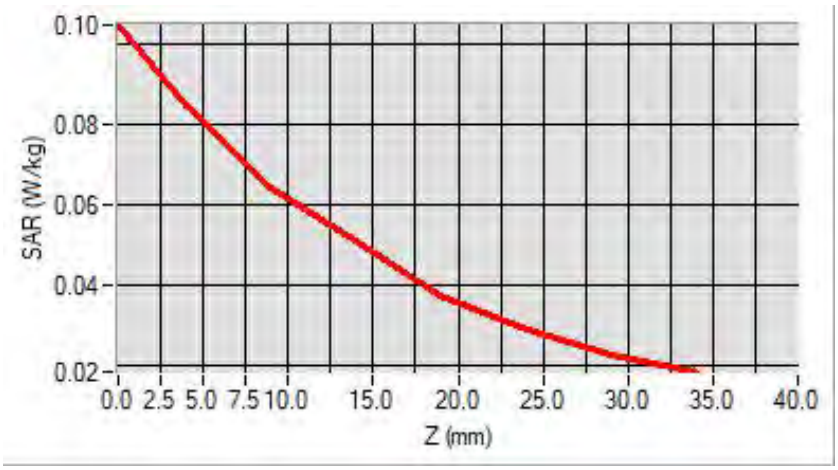

MEAS. 3 Body Plane with Back Side 10 mm on High Channel in GPRS 850 mode with Antenna Up

Test Date:	4/5/2020
Measurement duration:	13 minutes 20 seconds
Signal:	GSM, f=848.8 MHz, Duty Cycle: 1:4.0
Liquid Parameters:	Permittivity: 42.26; Conductivity: 0.94 S/m
Test condition:	Ambient Temperature: 22.4°C, Liquid Temperature: 21.3°C
Probe:	SN 31/17 EPGO321, ConvF: 1.71
Area Scan:	sam_direct_droit2_surf10mm.txt, h= 5.00 mm
Zoom Scan:	5x5x7,dx=8mm, dy=8mm, dz=5mm,Complete
Maximum location:	X=10.000000, Y=-22.000000
SAR 10g (W/Kg):	0.072802
SAR 1g (W/Kg):	0.126893
Power drift (%):	-1.52

3D screen shot

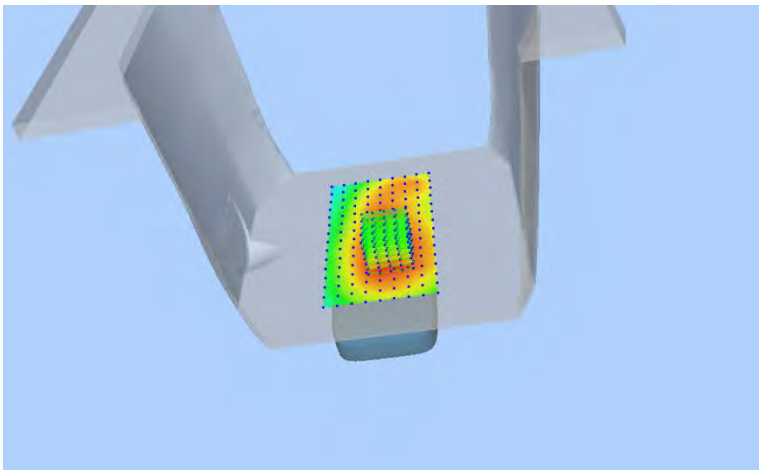

Z Axis Scan

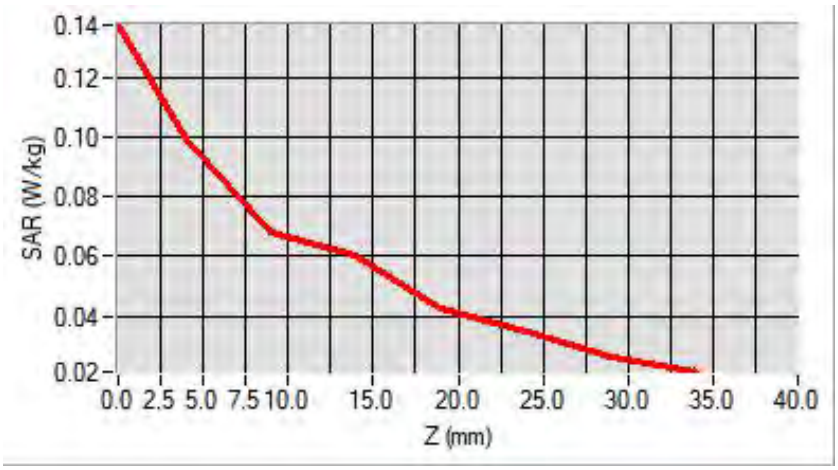

MEAS. 4 Right Head with Cheek on Low Channel in GPRS 1900 mode with Antenna Down

Test Date:	15/5/2020
Measurement duration:	11 minutes 39 seconds
Signal:	GSM, f=1850.2 MHz, Duty Cycle: 1:2.7
Liquid Parameters:	Permittivity: 40.14; Conductivity: 1.41 S/m
Test condition:	Ambient Temperature: 22.3°C, Liquid Temperature: 21.1°C
Probe:	SN 31/17 EPGO321, ConvF: 2.17
Area Scan:	sam_direct_droit2_surf10mm.txt, h= 5.00 mm
Zoom Scan:	5x5x7,dx=8mm, dy=8mm, dz=5mm,Complete
Maximum location:	X=-46.000000, Y=-56.000000
SAR 10g (W/Kg):	0.069039
SAR 1g (W/Kg):	0.111938
Power drift (%):	3.34

3D screen shot

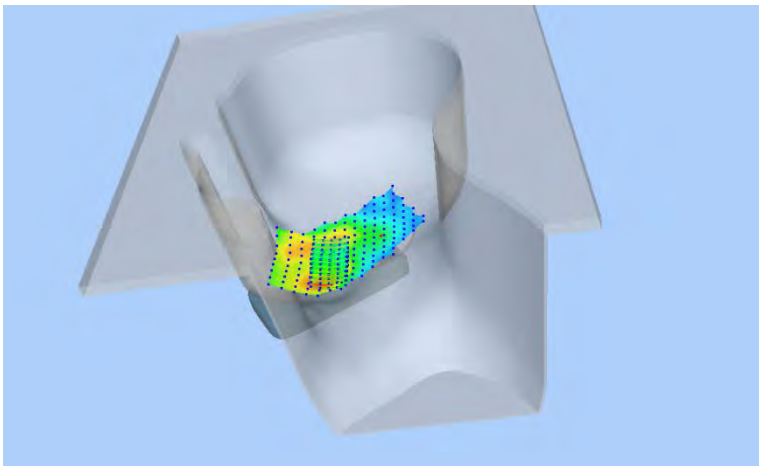

Z Axis Scan

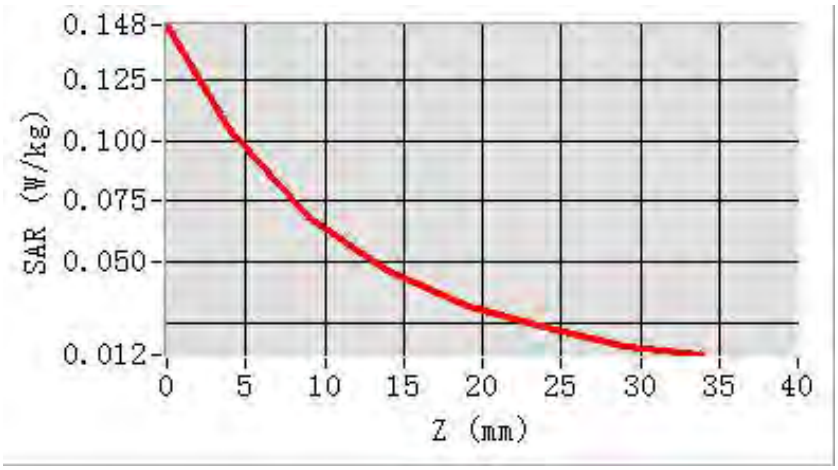

MEAS. 5 Body Plane with Back Side 15 mm on Low Channel in GPRS 1900 mode with Antenna Down

Test Date:	15/5/2020
Measurement duration:	13 minutes 34 seconds
Signal:	GSM, f=1850.2 MHz, Duty Cycle: 1:2.7
Liquid Parameters:	Permittivity: 40.14; Conductivity: 1.41 S/m
Test condition:	Ambient Temperature: 22.3°C, Liquid Temperature: 21.1°C
Probe:	SN 31/17 EPGO321, ConvF: 2.17
Area Scan:	sam_direct_droit2_surf10mm.txt, h= 5.00 mm
Zoom Scan:	5x5x7,dx=8mm, dy=8mm, dz=5mm,Complete
Maximum location:	X=11.000000, Y=-33.000000
SAR 10g (W/Kg):	0.190900
SAR 1g (W/Kg):	0.320229
Power drift (%):	3.33

3D screen shot

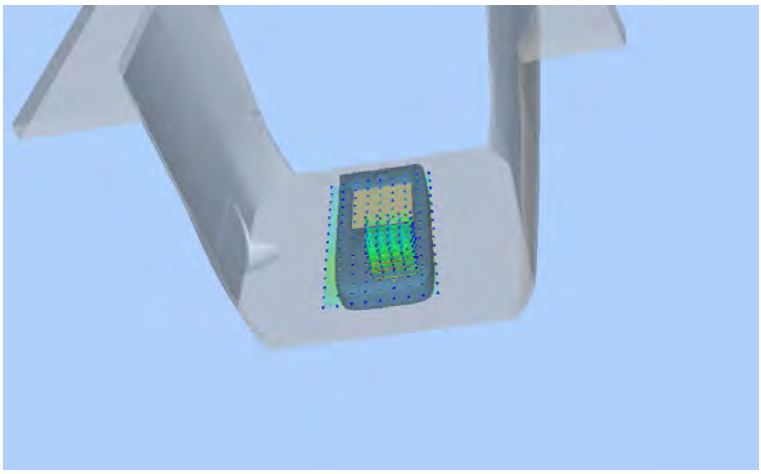

Z Axis Scan

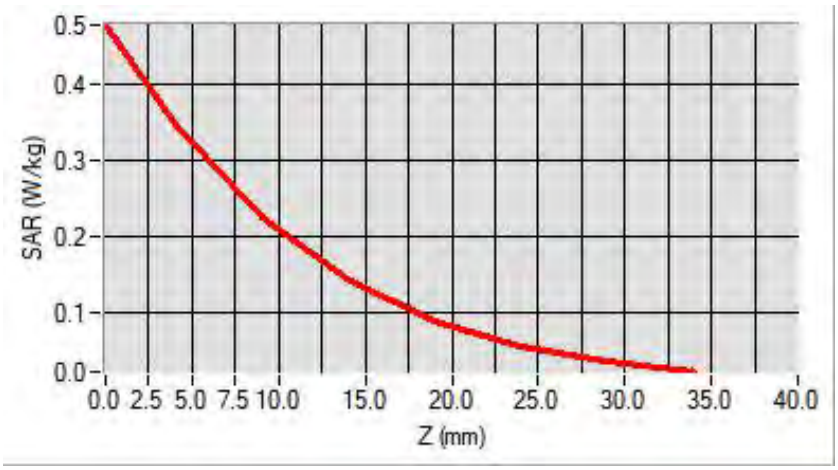

MEAS. 6 Body Plane with Back Side 10 mm on Low Channel in GPRS 1900 mode with Antenna Down

Test Date:	15/5/2020
Measurement duration:	13 minutes 42 seconds
Signal:	GSM, f=1850.2 MHz, Duty Cycle: 1:2.7
Liquid Parameters:	Permittivity: 40.14; Conductivity: 1.41 S/m
Test condition:	Ambient Temperature: 22.3°C, Liquid Temperature: 21.1°C
Probe:	SN 31/17 EPGO321, ConvF: 2.17
Area Scan:	sam_direct_droit2_surf10mm.txt, h= 5.00 mm
Zoom Scan:	5x5x7,dx=8mm, dy=8mm, dz=5mm,Complete
Maximum location:	X=10.000000, Y=-12.000000
SAR 10g (W/Kg):	0.343337
SAR 1g (W/Kg):	0.597304
Power drift (%):	1.67

3D screen shot

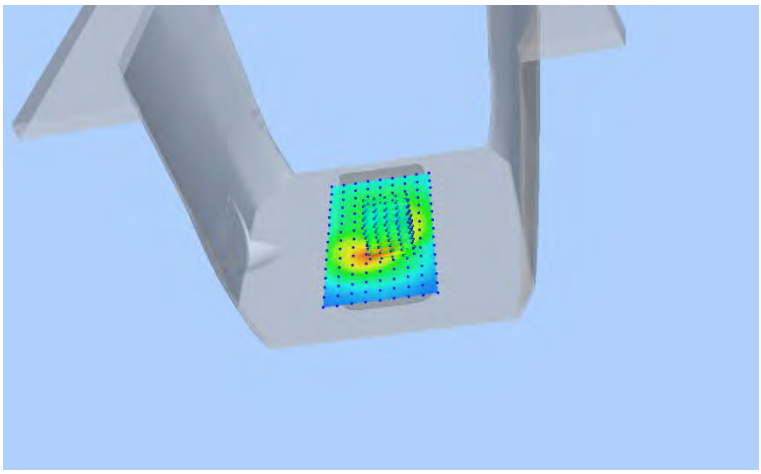

Z Axis Scan

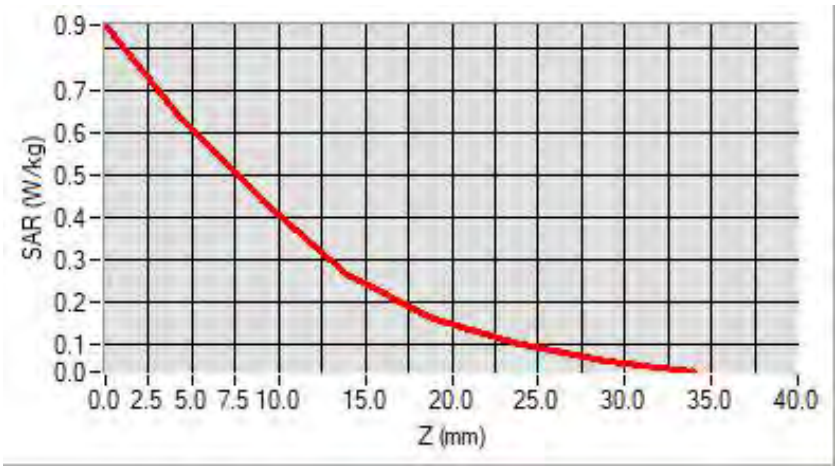

MEAS. 7 Right Head with Tilt on Low Channel in WCDMA Band 2 mode with Antenna Up

Test Date:	16/5/2020
Measurement duration:	10 minutes 28 seconds
Signal:	WCDMA, f=1852.4 MHz, Duty Cycle: 1:1.0
Liquid Parameters:	Permittivity: 41.59; Conductivity: 1.39 S/m
Test condition:	Ambient Temperature: 22.4°C, Liquid Temperature: 21.3°C
Probe:	SN 31/17 EPGO321, ConvF: 2.17
Area Scan:	sam_direct_droit2_surf10mm.txt, h= 5.00 mm
Zoom Scan:	5x5x7,dx=8mm, dy=8mm, dz=5mm,Complete
Maximum location:	X=4.000000, Y=14.000000
SAR 10g (W/Kg):	0.359249
SAR 1g (W/Kg):	0.754474
Power drift (%):	-0.92

3D screen shot

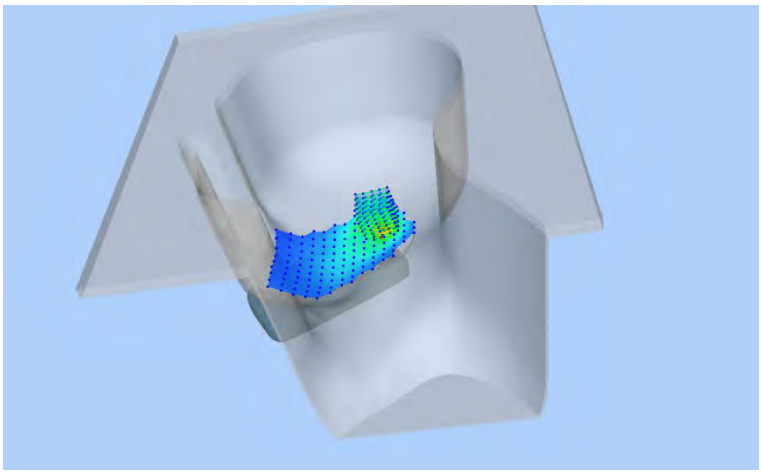

Z Axis Scan

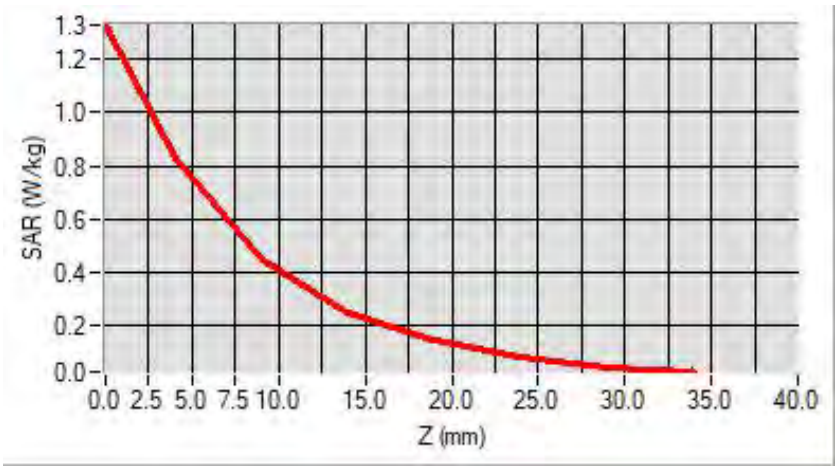

MEAS. 8 Body Plane with Back Side 15 mm on Middle Channel in WCDMA

Band 2 mode with Antenna Up

Test Date:	16/5/2020
Measurement duration:	13 minutes 40 seconds
Signal:	WCDMA, f=1880.0 MHz, Duty Cycle: 1:1.0
Liquid Parameters:	Permittivity: 41.50; Conductivity: 1.41 S/m
Test condition:	Ambient Temperature: 22.4°C, Liquid Temperature: 21.3°C
Probe:	SN 31/17 EPGO321, ConvF: 2.17
Area Scan:	sam_direct_droit2_surf10mm.txt, h= 5.00 mm
Zoom Scan:	5x5x7,dx=8mm, dy=8mm, dz=5mm,Complete
Maximum location:	X=10.000000, Y=38.000000
SAR 10g (W/Kg):	0.196943
SAR 1g (W/Kg):	0.461082
Power drift (%):	-0.65

3D screen shot

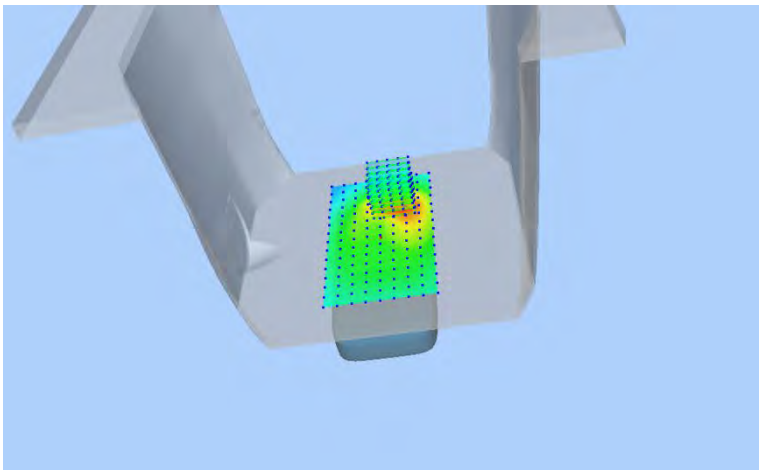

Z Axis Scan

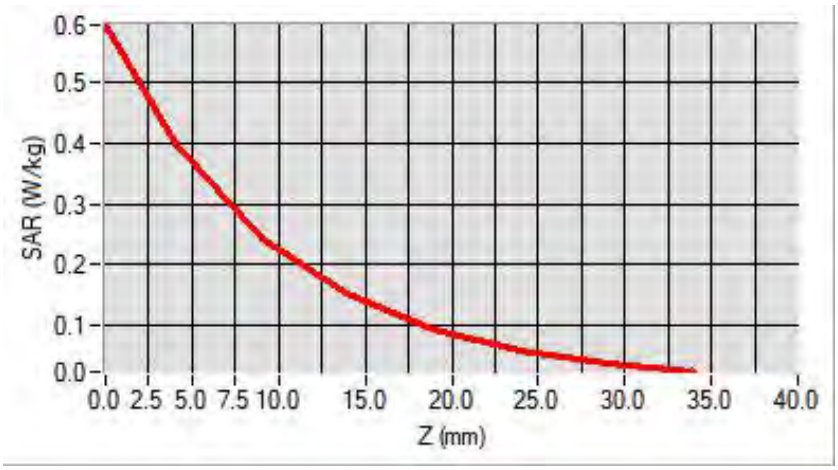

MEAS. 9 Body Plane with Back Side 10 mm on High Channel in WCDMA Band 2 mode with Antenna Down

Test Date:	16/5/2020
Measurement duration:	12 minutes 16 seconds
Signal:	WCDMA, f=1907.6 MHz, Duty Cycle: 1:1.0
Liquid Parameters:	Permittivity: 41.33; Conductivity: 1.42 S/m
Test condition:	Ambient Temperature: 22.4°C, Liquid Temperature: 21.3°C
Probe:	SN 31/17 EPGO321, ConvF: 2.17
Area Scan:	sam_direct_droit2_surf10mm.txt, h= 5.00 mm
Zoom Scan:	5x5x7,dx=8mm, dy=8mm, dz=5mm,Complete
Maximum location:	X=0.000000, Y=-42.000000
SAR 10g (W/Kg):	0.493345
SAR 1g (W/Kg):	0.877370
Power drift (%):	-0.53

3D screen shot

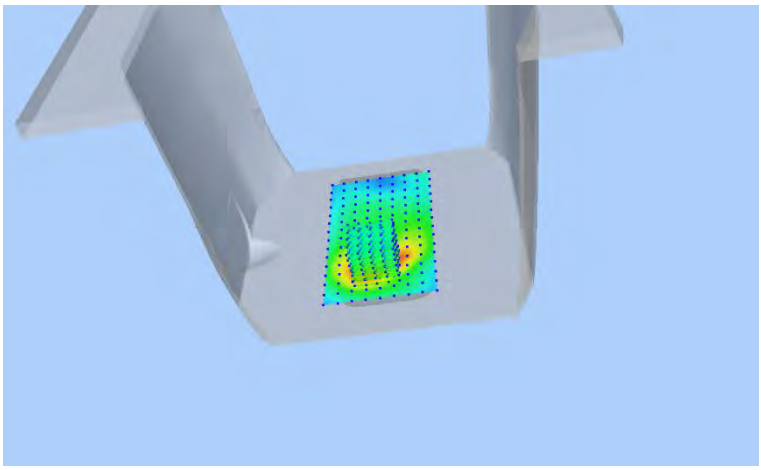

Z Axis Scan

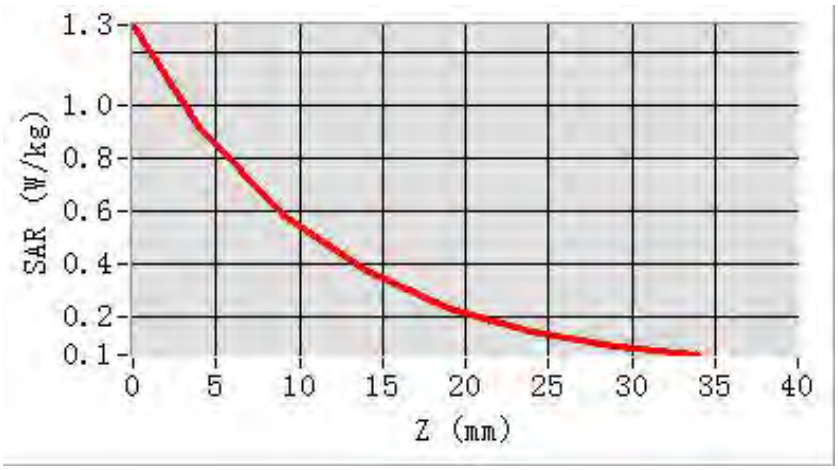

MEAS. 10 Body Plane with Top Edge 0 mm on Low Channel in WCDMA Band 2 mode with Antenna Up

Test Date:	16/5/2020
Measurement duration:	12 minutes 30 seconds
Signal:	WCDMA, f=1852.4 MHz, Duty Cycle: 1:1.0
Liquid Parameters:	Permittivity: 41.59; Conductivity: 1.39 S/m
Test condition:	Ambient Temperature: 22.4°C, Liquid Temperature: 21.3°C
Probe:	SN 31/17 EPGO321, ConvF: 2.17
Area Scan:	sam_direct_droit2_surf10mm.txt, h= 5.00 mm
Zoom Scan:	5x5x7,dx=8mm, dy=8mm, dz=5mm,Complete
Maximum location:	X=0.000000, Y=8.000000
SAR 10g (W/Kg):	1.404702
SAR 1g (W/Kg):	3.321138
Power drift (%):	-2.21

3D screen shot

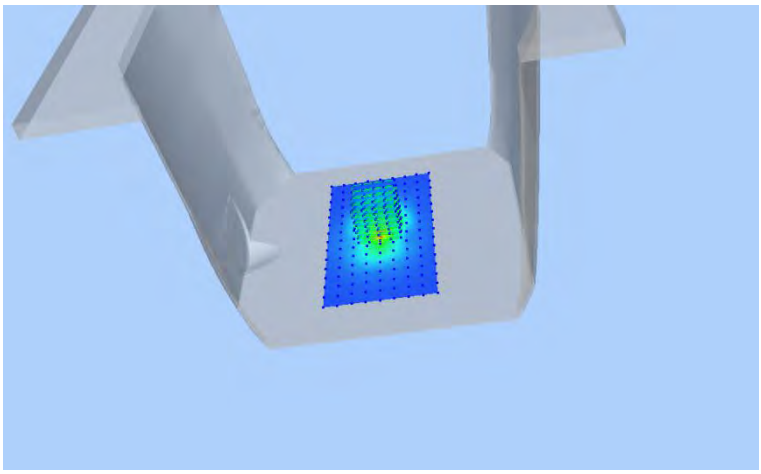

Z Axis Scan

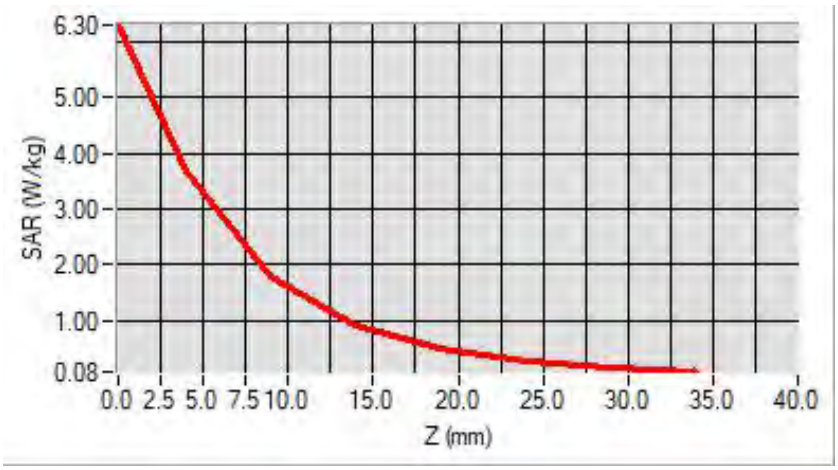

MEAS. 11 Right Head with Tilt on High Channel in WCDMA Band 4 mode with Antenna Up

Test Date:	12/5/2020
Measurement duration:	10 minutes 26 seconds
Signal:	WCDMA, f=1752.6 MHz, Duty Cycle: 1:1.0
Liquid Parameters:	Permittivity: 39.96; Conductivity: 1.38 S/m
Test condition:	Ambient Temperature: 22.3°C, Liquid Temperature: 21.1°C
Probe:	SN 31/17 EPGO321, ConvF: 1.86
Area Scan:	sam_direct_droit2_surf10mm.txt, h= 5.00 mm
Zoom Scan:	5x5x7,dx=8mm, dy=8mm, dz=5mm,Complete
Maximum location:	X=4.000000, Y=14.000000
SAR 10g (W/Kg):	0.436916
SAR 1g (W/Kg):	0.912967
Power drift (%):	-0.02

3D screen shot

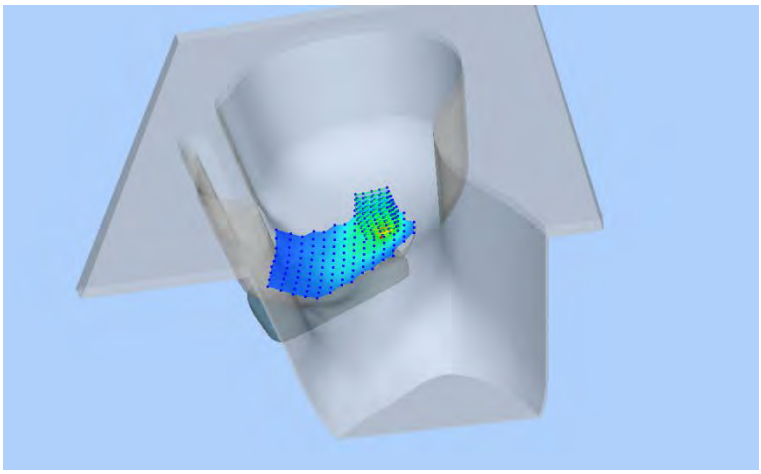

Z Axis Scan

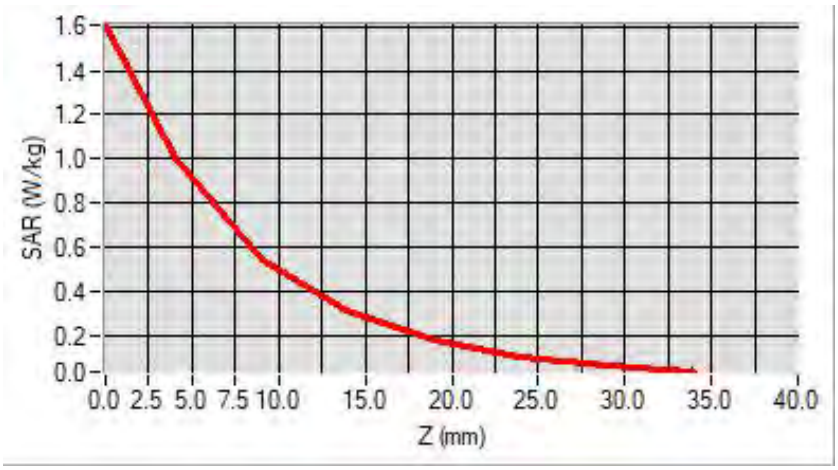

MEAS. 12 Body Plane with Back Side 15 mm on Middle Channel in WCDMA

Band 4 mode with Antenna Up

Test Date:	12/5/2020
Measurement duration:	13 minutes 36 seconds
Signal:	WCDMA, f=1732.4 MHz, Duty Cycle: 1:1.0
Liquid Parameters:	Permittivity: 40.18; Conductivity: 1.36 S/m
Test condition:	Ambient Temperature: 22.3°C, Liquid Temperature: 21.1°C
Probe:	SN 31/17 EPGO321, ConvF: 1.86
Area Scan:	sam_direct_droit2_surf10mm.txt, h= 5.00 mm
Zoom Scan:	5x5x7,dx=8mm, dy=8mm, dz=5mm,Complete
Maximum location:	X=10.000000, Y=38.000000
SAR 10g (W/Kg):	0.193150
SAR 1g (W/Kg):	0.401316
Power drift (%):	-1.28

3D screen shot

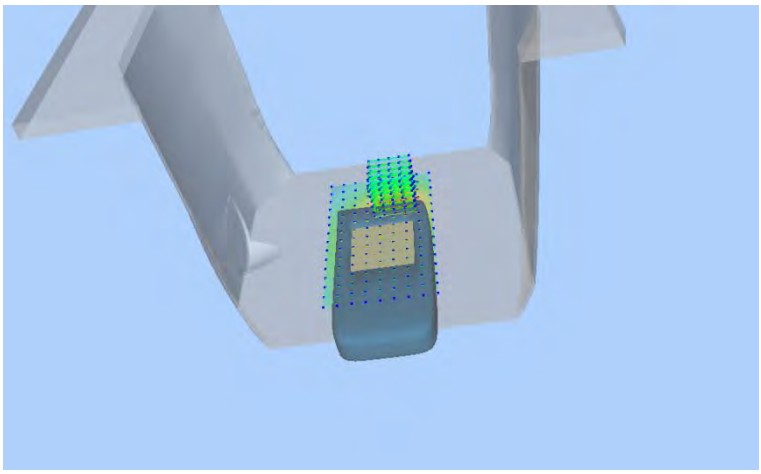

Z Axis Scan

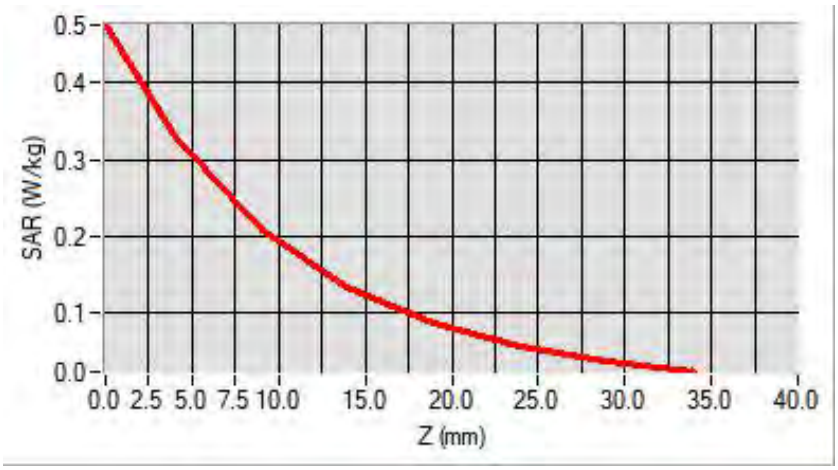

MEAS. 13 Body Plane with Bottom Edge 10 mm on Middle Channel in WCDMA

Band 4 mode with Antenna Down

Test Date:	12/5/2020
Measurement duration:	12 minutes 37 seconds
Signal:	WCDMA, f=1732.4 MHz, Duty Cycle: 1:1.0
Liquid Parameters:	Permittivity: 40.18; Conductivity: 1.36 S/m
Test condition:	Ambient Temperature: 22.3°C, Liquid Temperature: 21.1°C
Probe:	SN 31/17 EPGO321, ConvF: 1.86
Area Scan:	sam_direct_droit2_surf10mm.txt, h= 5.00 mm
Zoom Scan:	5x5x7,dx=8mm, dy=8mm, dz=5mm,Complete
Maximum location:	X=0.000000, Y=-2.000000
SAR 10g (W/Kg):	0.530413
SAR 1g (W/Kg):	0.932928
Power drift (%):	-1.33

3D screen shot

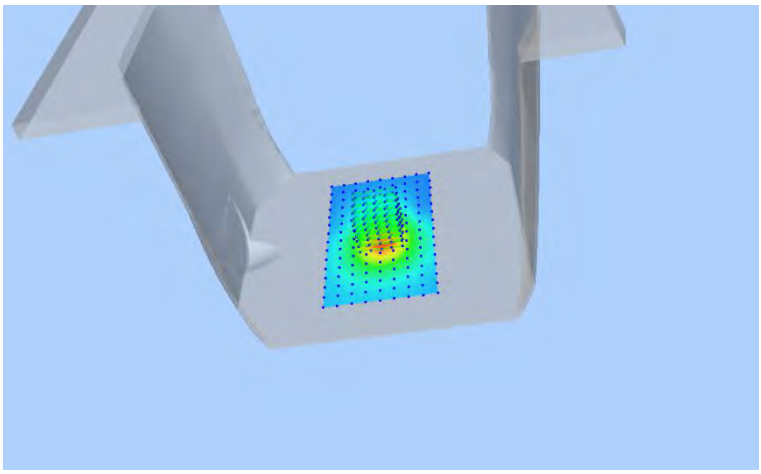

Z Axis Scan

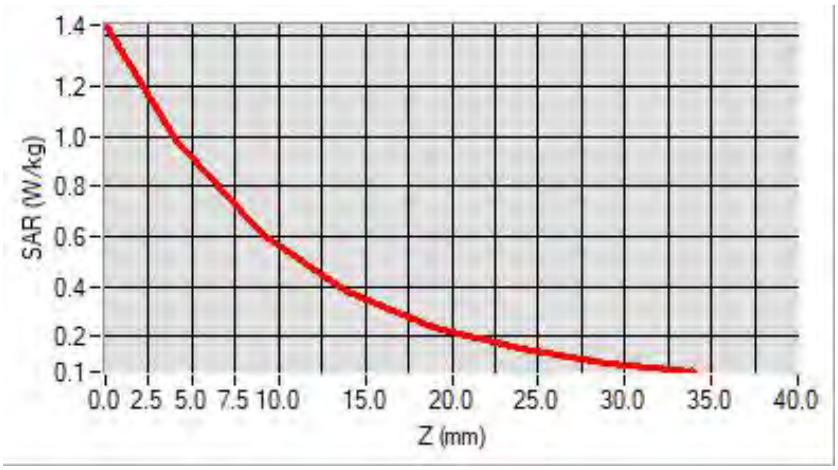

MEAS. 14 Body Plane with Top Edge 0 mm on Middle Channel in WCDMA

Band 4 mode with Antenna Up

Test Date:	12/5/2020
Measurement duration:	11 minutes 46 seconds
Signal:	WCDMA, f=1732.4 MHz, Duty Cycle: 1:1.0
Liquid Parameters:	Permittivity: 40.18; Conductivity: 1.36 S/m
Test condition:	Ambient Temperature: 22.3°C, Liquid Temperature: 21.1°C
Probe:	SN 31/17 EPGO321, ConvF: 1.86
Area Scan:	sam_direct_droit2_surf10mm.txt, h= 5.00 mm
Zoom Scan:	5x5x7,dx=8mm, dy=8mm, dz=5mm,Complete
Maximum location:	X=20.000000, Y=8.000000
SAR 10g (W/Kg):	2.003905
SAR 1g (W/Kg):	4.761351
Power drift (%):	2.35

3D screen shot

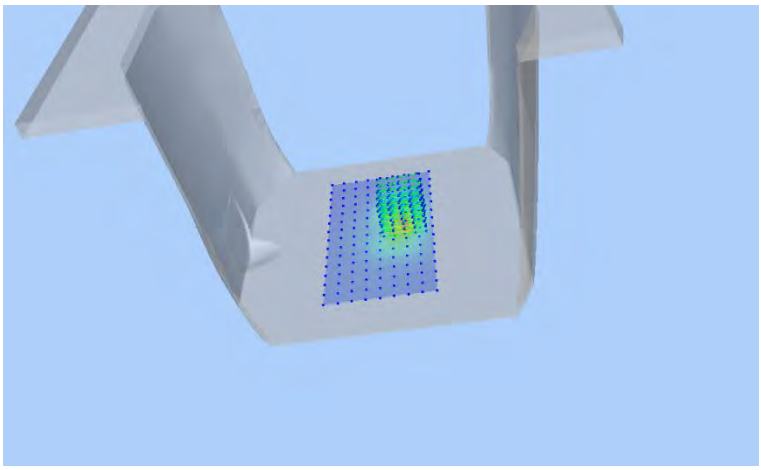

Z Axis Scan

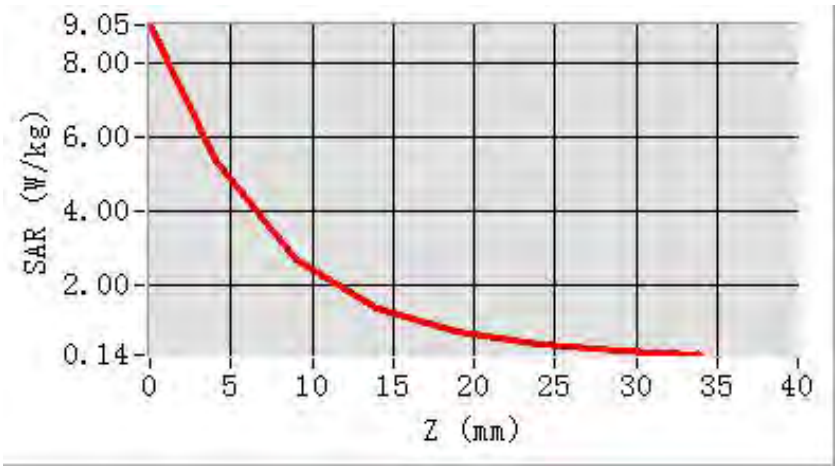

MEAS. 15 Right Head with Cheek on Middle Channel in WCDMA Band 5 mode with Antenna Up

Test Date:	5/5/2020
Measurement duration:	10 minutes 23 seconds
Signal:	WCDMA, f=836.4 MHz, Duty Cycle: 1:1.0
Liquid Parameters:	Permittivity: 42.54; Conductivity: 0.93 S/m
Test condition:	Ambient Temperature: 22.6°C, Liquid Temperature: 21.4°C
Probe:	SN 31/17 EPGO321, ConvF: 1.71
Area Scan:	sam_direct_droit2_surf10mm.txt, h= 5.00 mm
Zoom Scan:	5x5x7,dx=8mm, dy=8mm, dz=5mm,Complete
Maximum location:	X=-16.000000, Y=14.000000
SAR 10g (W/Kg):	0.460455
SAR 1g (W/Kg):	0.718824
Power drift (%):	0.09

3D screen shot

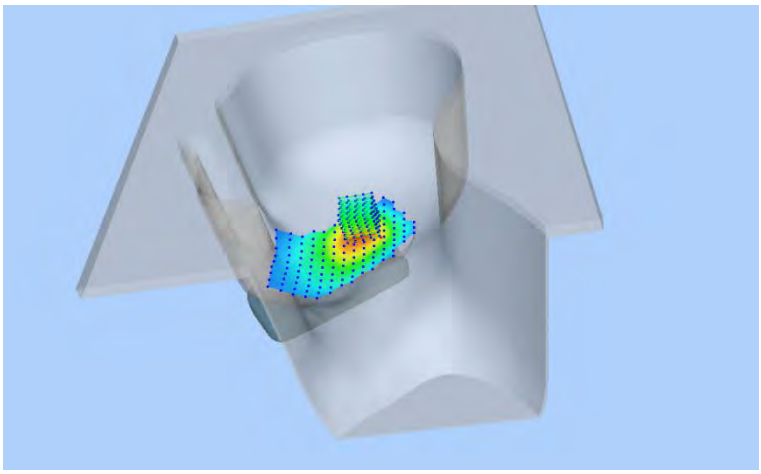

Z Axis Scan

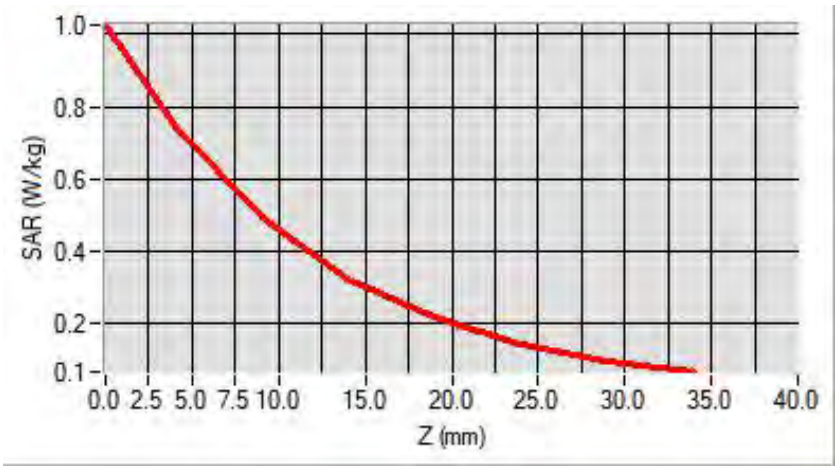

MEAS. 16 Body Plane with Back Side 15 mm on Middle Channel in WCDMA Band 5 mode with Antenna Up

Test Date:	5/5/2020
Measurement duration:	11 minutes 45 seconds
Signal:	WCDMA, f=836.4 MHz, Duty Cycle: 1:1.0
Liquid Parameters:	Permittivity: 42.54; Conductivity: 0.93 S/m
Test condition:	Ambient Temperature: 22.6°C, Liquid Temperature: 21.4°C
Probe:	SN 31/17 EPGO321, ConvF: 1.71
Area Scan:	sam_direct_droit2_surf10mm.txt, h= 5.00 mm
Zoom Scan:	5x5x7,dx=8mm, dy=8mm, dz=5mm,Complete
Maximum location:	X=0.000000, Y=-12.000000
SAR 10g (W/Kg):	0.091461
SAR 1g (W/Kg):	0.122222
Power drift (%):	0.02

3D screen shot

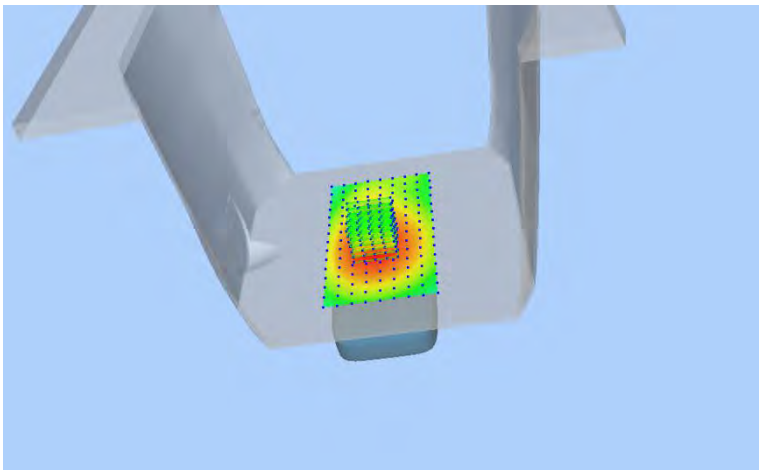

Z Axis Scan

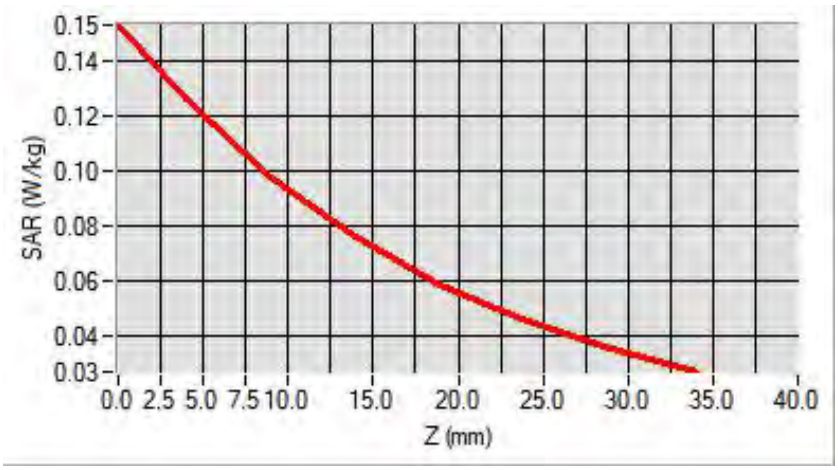

MEAS. 17 Body Plane with Back Side 10 mm on Middle Channel in WCDMA

Band 5 mode with Antenna Up

Test Date:	5/5/2020
Measurement duration:	13 minutes 57 seconds
Signal:	WCDMA, f=836.4 MHz, Duty Cycle: 1:1.0
Liquid Parameters:	Permittivity: 42.54; Conductivity: 0.93 S/m
Test condition:	Ambient Temperature: 22.6°C, Liquid Temperature: 21.4°C
Probe:	SN 31/17 EPGO321, ConvF: 1.71
Area Scan:	sam_direct_droit2_surf10mm.txt, h= 5.00 mm
Zoom Scan:	5x5x7,dx=8mm, dy=8mm, dz=5mm,Complete
Maximum location:	X=-7.000000, Y=-30.000000
SAR 10g (W/Kg):	0.129874
SAR 1g (W/Kg):	0.218904
Power drift (%):	-1.02

3D screen shot

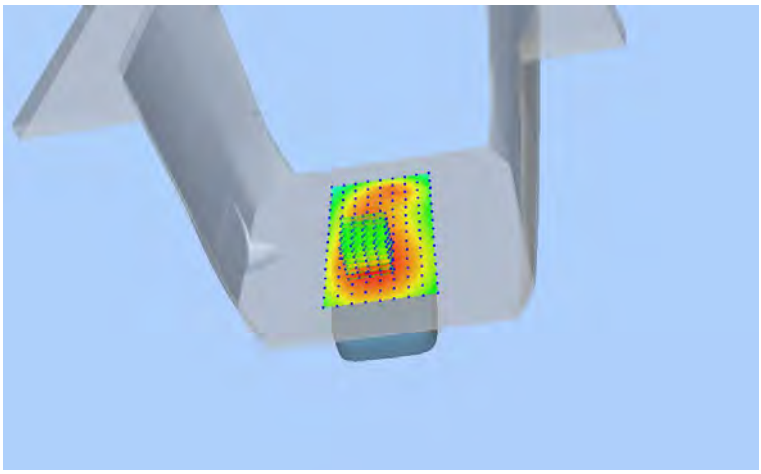

Z Axis Scan

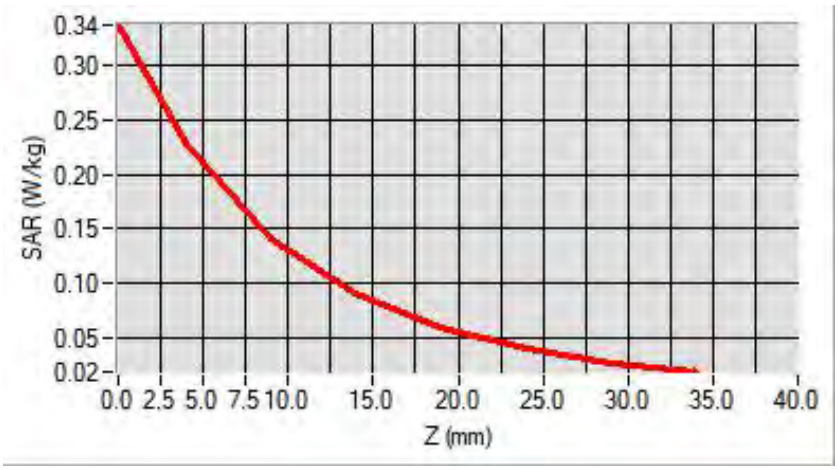

MEAS. 18 Right Head with Cheek on High Channel in CDMA BC0 mode with Antenna Up

Test Date:	6/5/2020
Measurement duration:	10 minutes 23 seconds
Signal:	CDMA, f=848.3 MHz, Duty Cycle: 1:1.0
Liquid Parameters:	Permittivity: 41.40; Conductivity: 0.91 S/m
Test condition:	Ambient Temperature: 22.5°C, Liquid Temperature: 21.3°C
Probe:	SN 31/17 EPGO321, ConvF: 1.71
Area Scan:	sam_direct_droit2_surf10mm.txt, h= 5.00 mm
Zoom Scan:	5x5x7,dx=8mm, dy=8mm, dz=5mm,Complete
Maximum location:	X=-16.000000, Y=14.000000
SAR 10g (W/Kg):	0.546213
SAR 1g (W/Kg):	0.813685
Power drift (%):	-0.36

3D screen shot

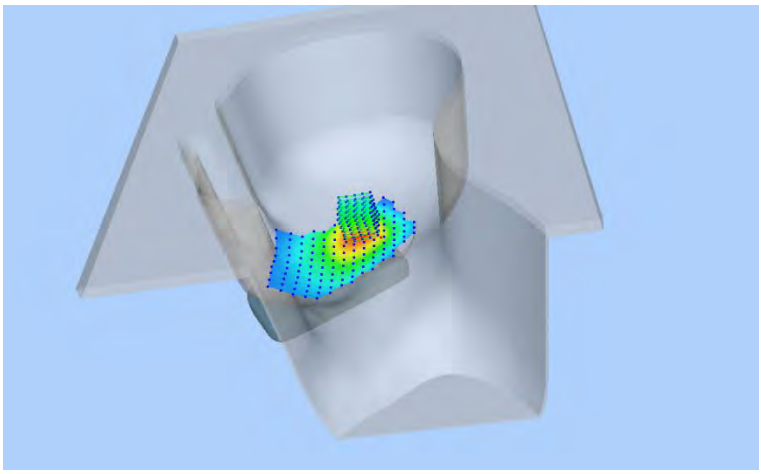

Z Axis Scan

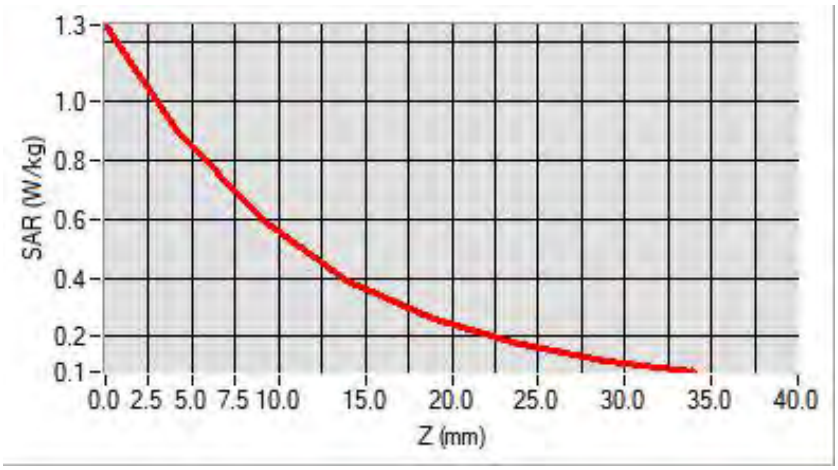

MEAS. 19 Body Plane with Back Side 15 mm on High Channel in CDMA BC0 mode with Antenna Up

Test Date:	6/5/2020
Measurement duration:	10 minutes 37 seconds
Signal:	CDMA, f=848.3 MHz, Duty Cycle: 1:1.0
Liquid Parameters:	Permittivity: 41.40; Conductivity: 0.91 S/m
Test condition:	Ambient Temperature: 22.5°C, Liquid Temperature: 21.3°C
Probe:	SN 31/17 EPGO321, ConvF: 1.71
Area Scan:	sam_direct_droit2_surf10mm.txt, h= 5.00 mm
Zoom Scan:	5x5x7,dx=8mm, dy=8mm, dz=5mm,Complete
Maximum location:	X=-3.000000, Y=-12.000000
SAR 10g (W/Kg):	0.103988
SAR 1g (W/Kg):	0.139591
Power drift (%):	-2.93

3D screen shot

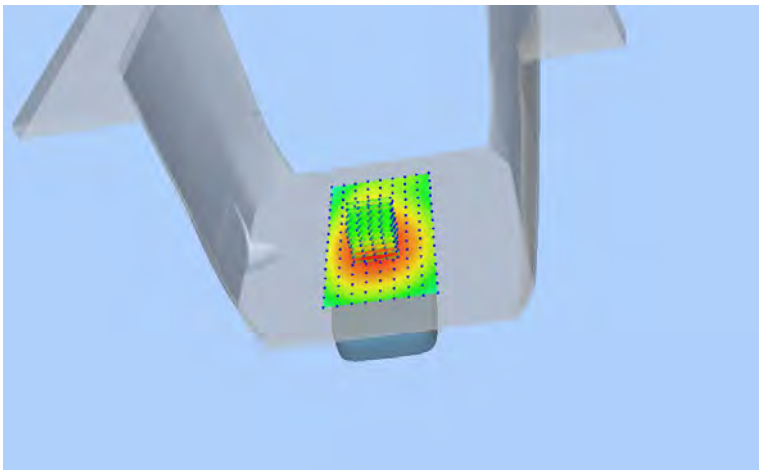

Z Axis Scan

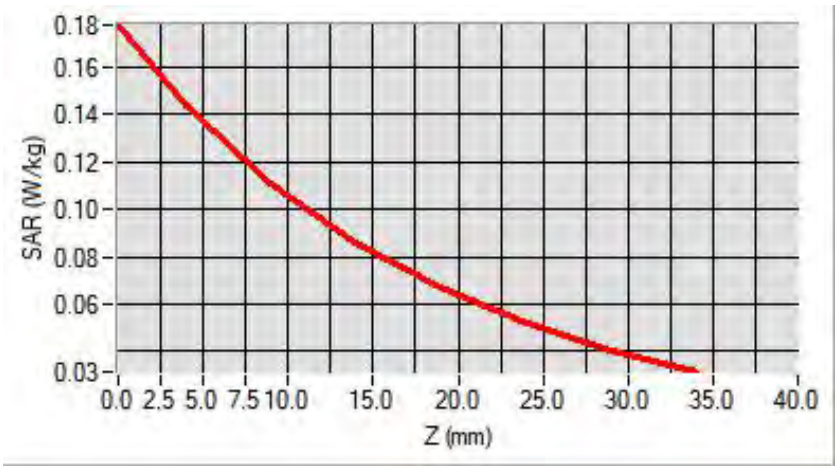

MEAS. 20 Body Plane with Back Side 10 mm on Low Channel in CDMA BC0 mode with Antenna Up

Test Date:	6/5/2020
Measurement duration:	13 minutes 21 seconds
Signal:	CDMA, f=824.7 MHz, Duty Cycle: 1:1.0
Liquid Parameters:	Permittivity: 41.78; Conductivity: 0.89 S/m
Test condition:	Ambient Temperature: 22.5°C, Liquid Temperature: 21.3°C
Probe:	SN 31/17 EPGO321, ConvF: 1.71
Area Scan:	sam_direct_droit2_surf10mm.txt, h= 5.00 mm
Zoom Scan:	5x5x7,dx=8mm, dy=8mm, dz=5mm,Complete
Maximum location:	X=6.000000, Y=-19.000000
SAR 10g (W/Kg):	0.105416
SAR 1g (W/Kg):	0.182660
Power drift (%):	0.78

3D screen shot

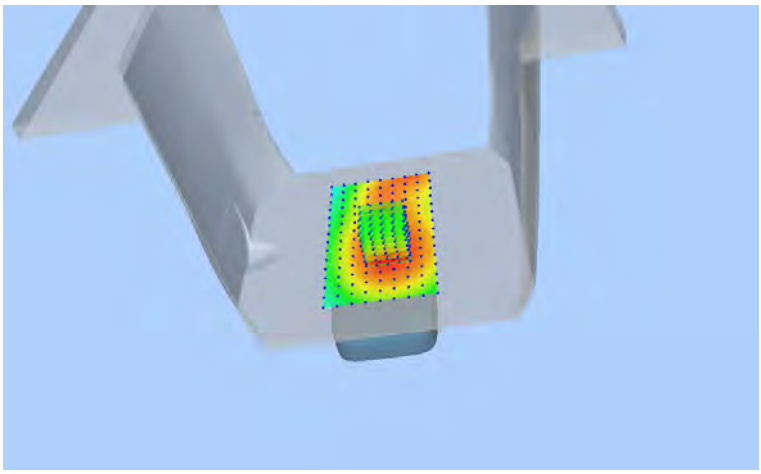

Z Axis Scan

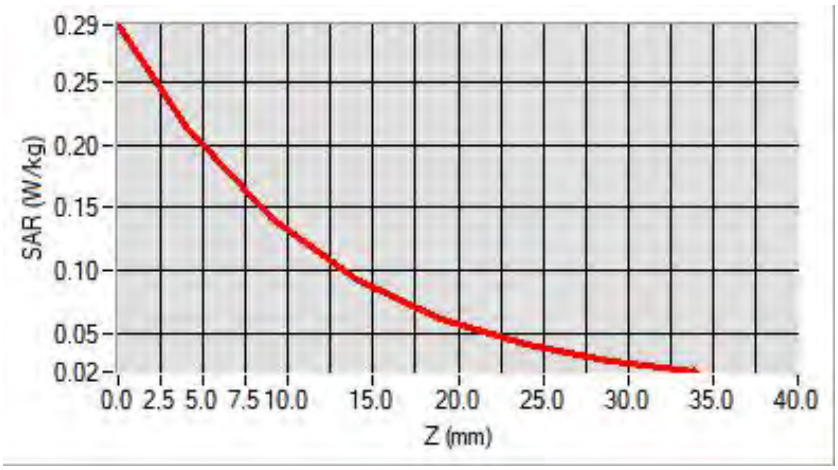

MEAS. 21 Right Head with Tilt on Low Channel in LTE Band 2 mode with Antenna Up

Test Date:	17/5/2020
Measurement duration:	10 minutes 32 seconds
Signal:	LTE, f=1860.0 MHz, Duty Cycle: 1:1.0
Liquid Parameters:	Permittivity: 40.51; Conductivity: 1.37 S/m
Test condition:	Ambient Temperature: 22.5°C, Liquid Temperature: 21.2°C
Probe:	SN 31/17 EPGO321, ConvF: 2.17
Area Scan:	sam_direct_droit2_surf10mm.txt, h= 5.00 mm
Zoom Scan:	5x5x7,dx=8mm, dy=8mm, dz=5mm,Complete
Maximum location:	X=-6.000000, Y=14.000000
SAR 10g (W/Kg):	0.383995
SAR 1g (W/Kg):	0.814996
Power drift (%):	-1.46

3D screen shot

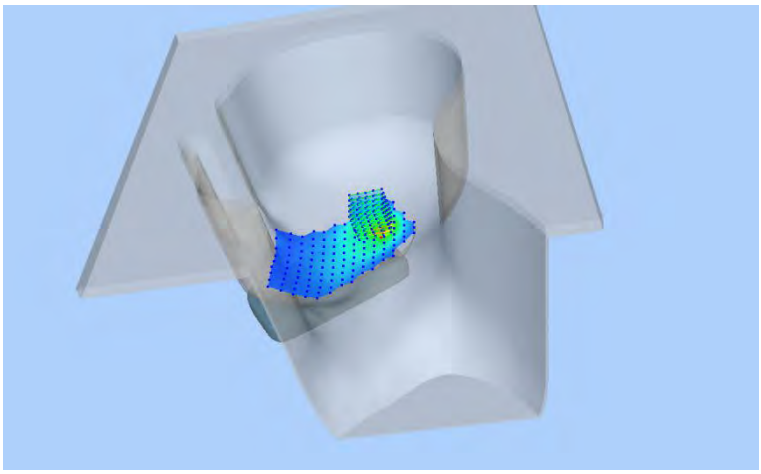

Z Axis Scan

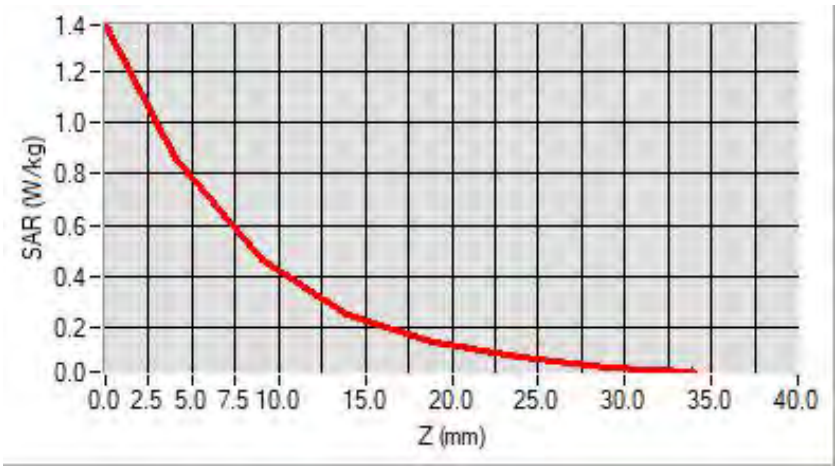

MEAS. 22 Body Plane with Back Side 15 mm on Middle Channel in LTE Band 2 mode with Antenna Up

Test Date:	18/5/2020
Measurement duration:	13 minutes 13 seconds
Signal:	LTE, f=1880.0 MHz, Duty Cycle: 1:1.0
Liquid Parameters:	Permittivity: 41.00; Conductivity: 1.42 S/m
Test condition:	Ambient Temperature: 22.4°C, Liquid Temperature: 21.2°C
Probe:	SN 31/17 EPGO321, ConvF: 2.17
Area Scan:	sam_direct_droit2_surf10mm.txt, h= 5.00 mm
Zoom Scan:	5x5x7,dx=8mm, dy=8mm, dz=5mm,Complete
Maximum location:	X=10.000000, Y=48.000000
SAR 10g (W/Kg):	0.318781
SAR 1g (W/Kg):	0.562860
Power drift (%):	2.72

3D screen shot

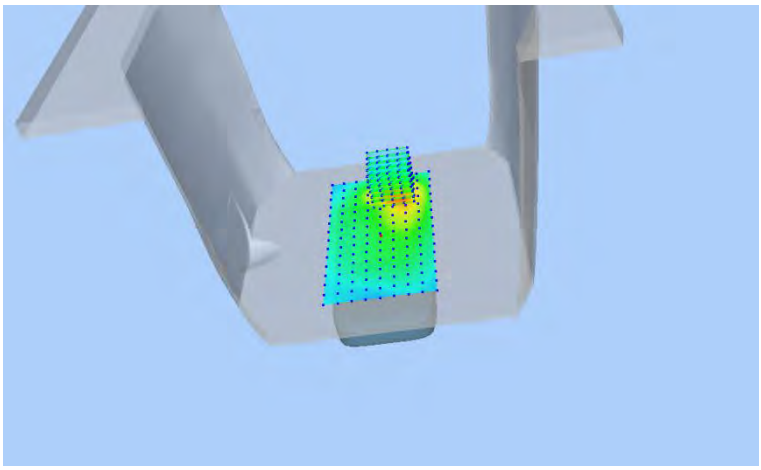

Z Axis Scan

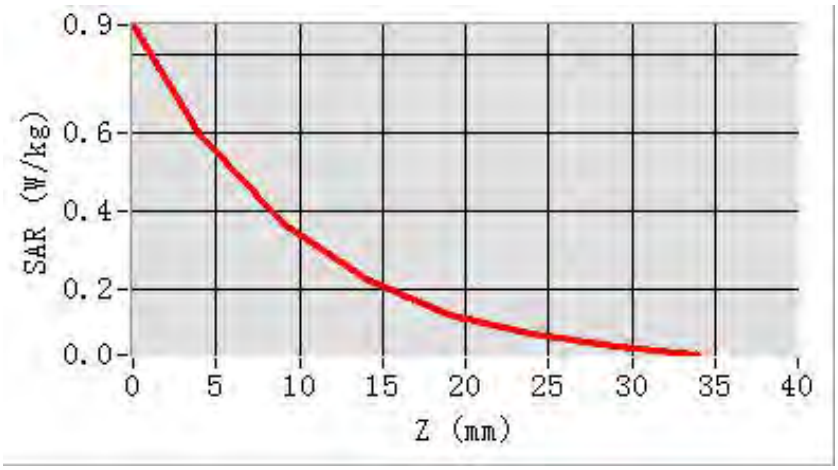

MEAS. 23 Body Plane with Back Side 10 mm on High Channel in LTE Band 2 mode with Antenna Down

Test Date:	18/5/2020
Measurement duration:	12 minutes 33 seconds
Signal:	LTE, f=1900.0 MHz, Duty Cycle: 1:1.0
Liquid Parameters:	Permittivity: 40.84; Conductivity: 1.43 S/m
Test condition:	Ambient Temperature: 22.4°C, Liquid Temperature: 21.2°C
Probe:	SN 31/17 EPGO321, ConvF: 2.17
Area Scan:	sam_direct_droit2_surf10mm.txt, h= 5.00 mm
Zoom Scan:	5x5x7,dx=8mm, dy=8mm, dz=5mm,Complete
Maximum location:	X=0.000000, Y=-42.000000
SAR 10g (W/Kg):	0.491663
SAR 1g (W/Kg):	0.862366
Power drift (%):	1.23

3D screen shot

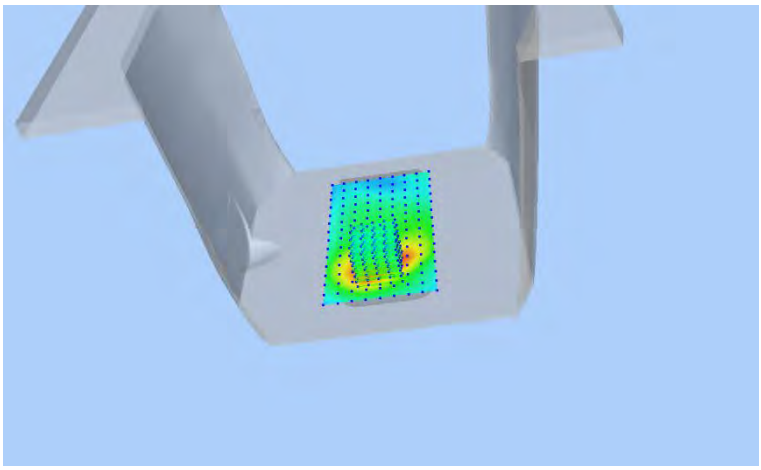

Z Axis Scan

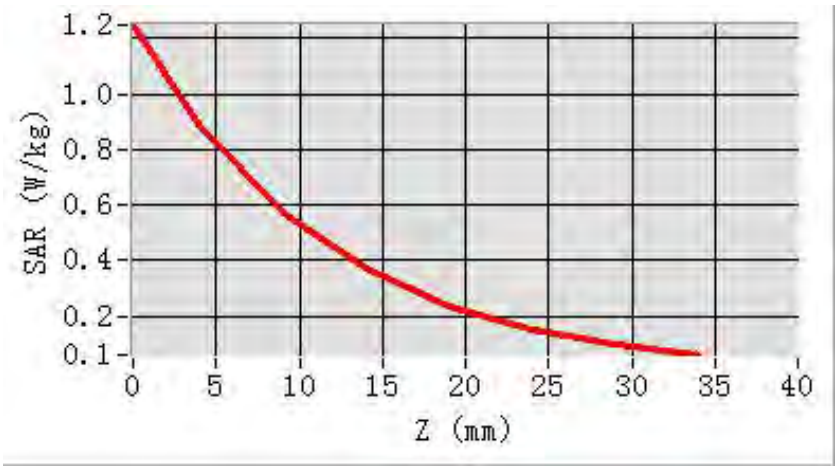

MEAS. 24 Body Plane with Top Edge 0 mm on Low Channel in LTE Band 2 mode with Antenna Up

Test Date:	18/5/2020
Measurement duration:	12 minutes 42 seconds
Signal:	LTE, f=1860.0 MHz, Duty Cycle: 1:1.0
Liquid Parameters:	Permittivity: 41.21; Conductivity: 1.41 S/m
Test condition:	Ambient Temperature: 22.4°C, Liquid Temperature: 21.2°C
Probe:	SN 31/17 EPGO321, ConvF: 2.17
Area Scan:	sam_direct_droit2_surf10mm.txt, h= 5.00 mm
Zoom Scan:	5x5x7,dx=8mm, dy=8mm, dz=5mm,Complete
Maximum location:	X=0.000000, Y=18.000000
SAR 10g (W/Kg):	1.428017
SAR 1g (W/Kg):	3.408924
Power drift (%):	-1.39

3D screen shot

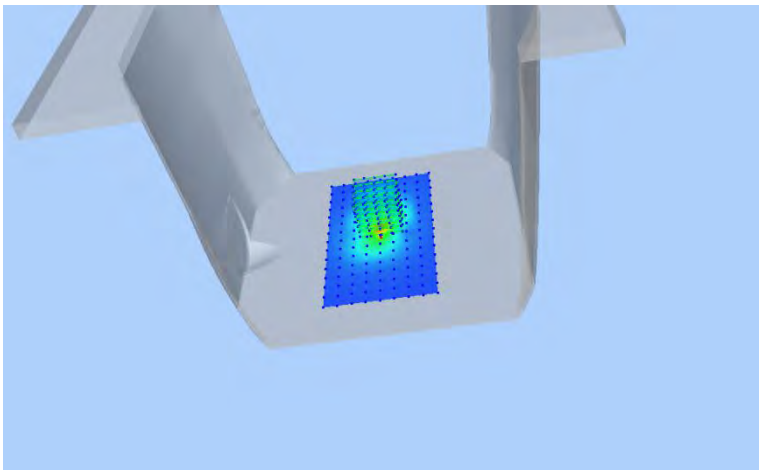

Z Axis Scan

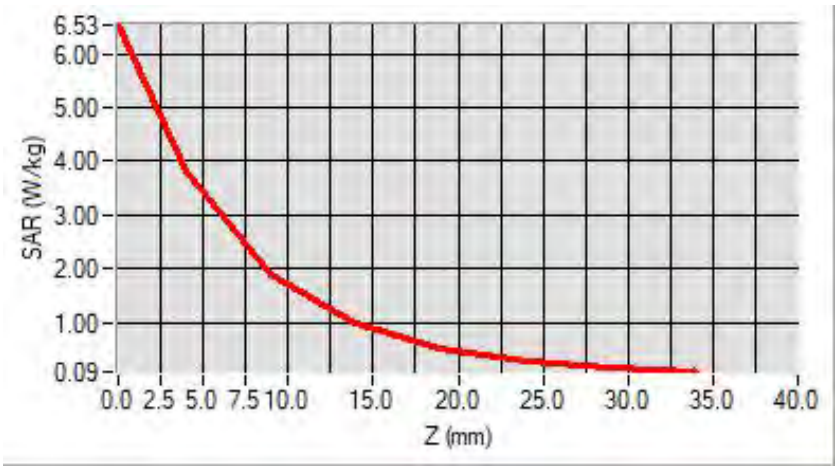

MEAS. 25 Right Head with Tilt on Middle Channel in LTE Band 4 mode with Antenna Up

Test Date:	13/5/2020
Measurement duration:	10 minutes 29 seconds
Signal:	LTE, f=1732.5 MHz, Duty Cycle: 1:1.0
Liquid Parameters:	Permittivity: 40.63; Conductivity: 1.37 S/m
Test condition:	Ambient Temperature: 22.2°C, Liquid Temperature: 21.0°C
Probe:	SN 31/17 EPGO321, ConvF: 1.86
Area Scan:	sam_direct_droit2_surf10mm.txt, h= 5.00 mm
Zoom Scan:	5x5x7,dx=8mm, dy=8mm, dz=5mm,Complete
Maximum location:	X=-6.000000, Y=14.000000
SAR 10g (W/Kg):	0.429782
SAR 1g (W/Kg):	0.901066
Power drift (%):	-3.73

3D screen shot

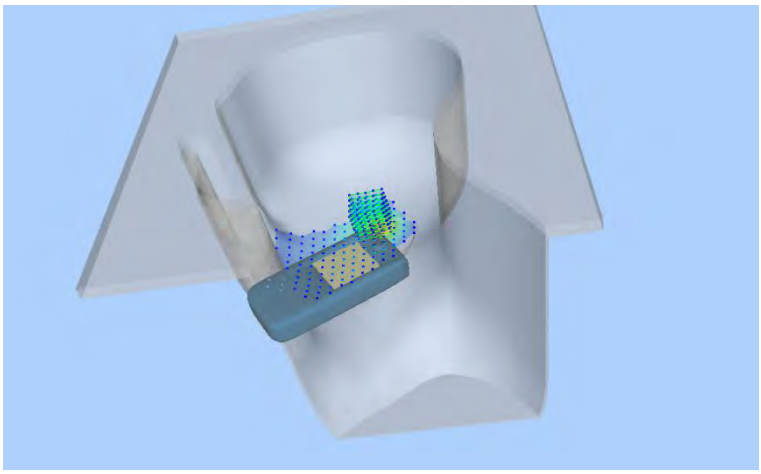

Z Axis Scan

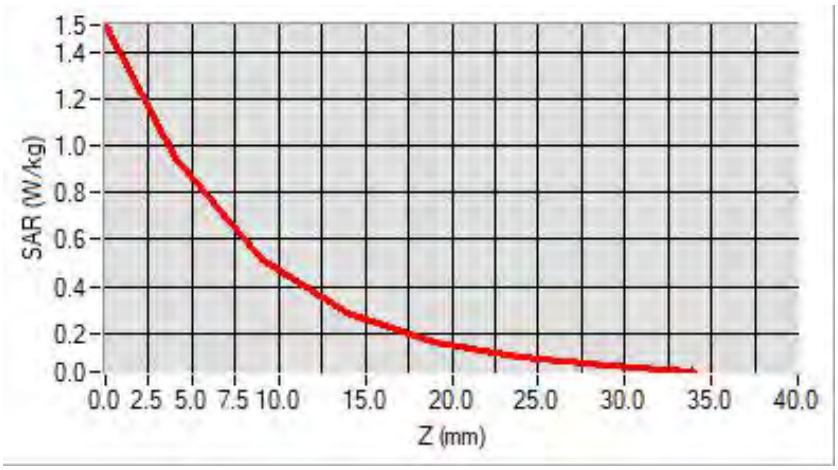

MEAS. 26 Body Plane with Back Side 15 mm on Middle Channel in LTE Band 4 mode with Antenna Up

Test Date:	14/5/2020
Measurement duration:	13 minutes 16 seconds
Signal:	LTE, f=1732.5 MHz, Duty Cycle: 1:1.0
Liquid Parameters:	Permittivity: 40.63; Conductivity: 1.37 S/m
Test condition:	Ambient Temperature: 22.4°C, Liquid Temperature: 21.2°C
Probe:	SN 31/17 EPGO321, ConvF: 1.86
Area Scan:	sam_direct_droit2_surf10mm.txt, h= 5.00 mm
Zoom Scan:	5x5x7,dx=8mm, dy=8mm, dz=5mm,Complete
Maximum location:	X=10.000000, Y=48.000000
SAR 10g (W/Kg):	0.258290
SAR 1g (W/Kg):	0.444381
Power drift (%):	0.53

3D screen shot

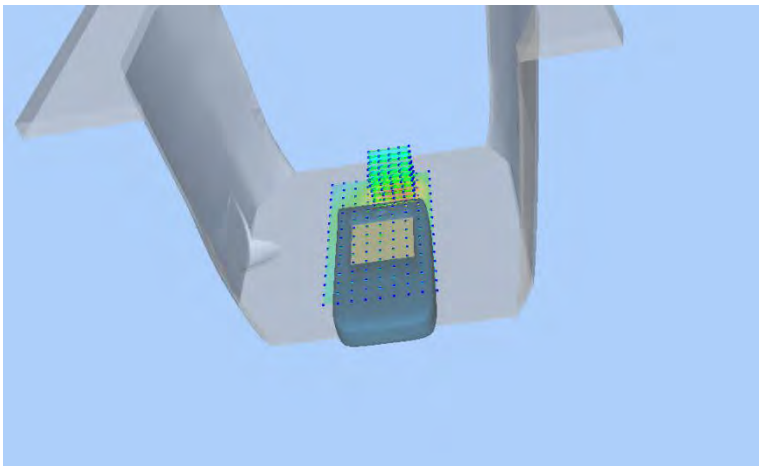

Z Axis Scan

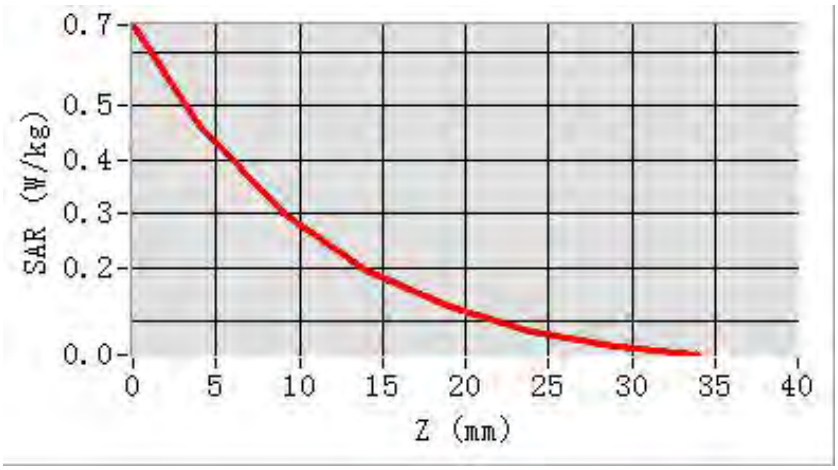

MEAS. 27 Body Plane with Bottom Edge 10 mm on High Channel in LTE Band 4 mode with Antenna Down

Test Date:	14/5/2020
Measurement duration:	12 minutes 24 seconds
Signal:	LTE, f=1745.0 MHz, Duty Cycle: 1:1.0
Liquid Parameters:	Permittivity: 40.51; Conductivity: 1.38 S/m
Test condition:	Ambient Temperature: 22.4°C, Liquid Temperature: 21.2°C
Probe:	SN 31/17 EPGO321, ConvF: 1.86
Area Scan:	sam_direct_droit2_surf10mm.txt, h= 5.00 mm
Zoom Scan:	5x5x7,dx=8mm, dy=8mm, dz=5mm,Complete
Maximum location:	X=0.000000, Y=8.000000
SAR 10g (W/Kg):	0.537874
SAR 1g (W/Kg):	0.944369
Power drift (%):	0.71

3D screen shot

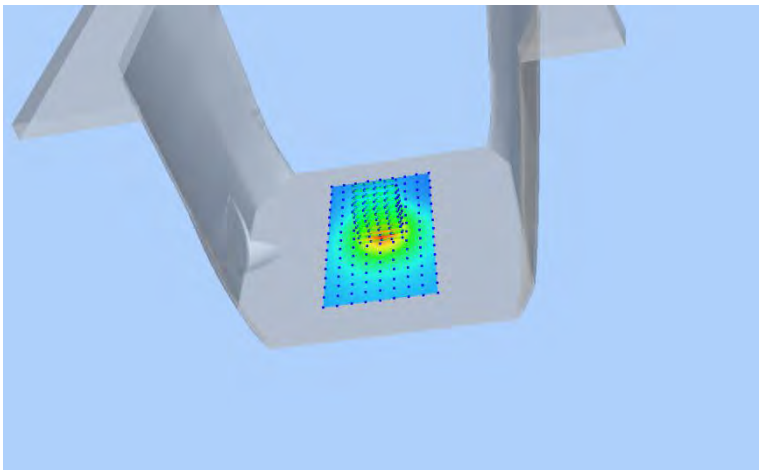

Z Axis Scan

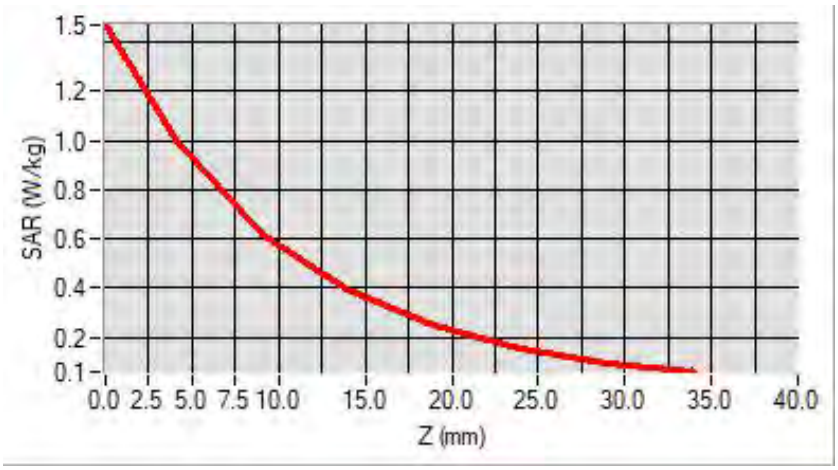

MEAS. 28 Body Plane with Top Edge 0 mm on High Channel in LTE Band 4 mode with Antenna Up

Test Date:	14/5/2020
Measurement duration:	12 minutes 33 seconds
Signal:	LTE, f=1745.0 MHz, Duty Cycle: 1:1.0
Liquid Parameters:	Permittivity: 40.51; Conductivity: 1.38 S/m
Test condition:	Ambient Temperature: 22.4°C, Liquid Temperature: 21.2°C
Probe:	SN 31/17 EPGO321, ConvF: 1.86
Area Scan:	sam_direct_droit2_surf10mm.txt, h= 5.00 mm
Zoom Scan:	5x5x7,dx=8mm, dy=8mm, dz=5mm,Complete
Maximum location:	X=0.000000, Y=18.000000
SAR 10g (W/Kg):	1.954691
SAR 1g (W/Kg):	4.557895
Power drift (%):	-1.22

3D screen shot

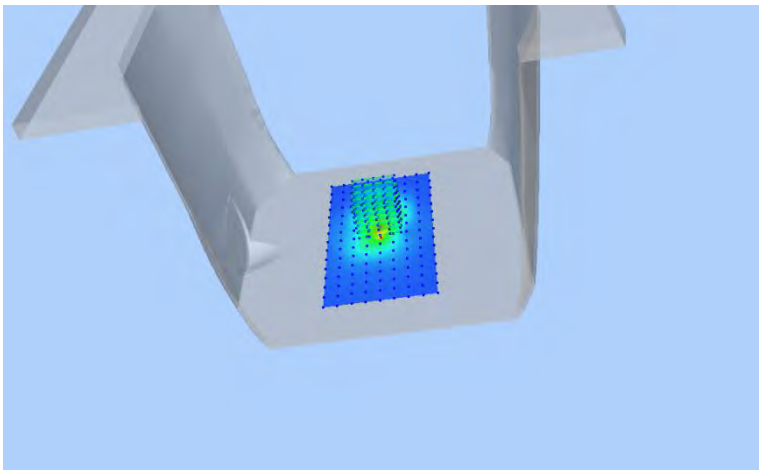

Z Axis Scan

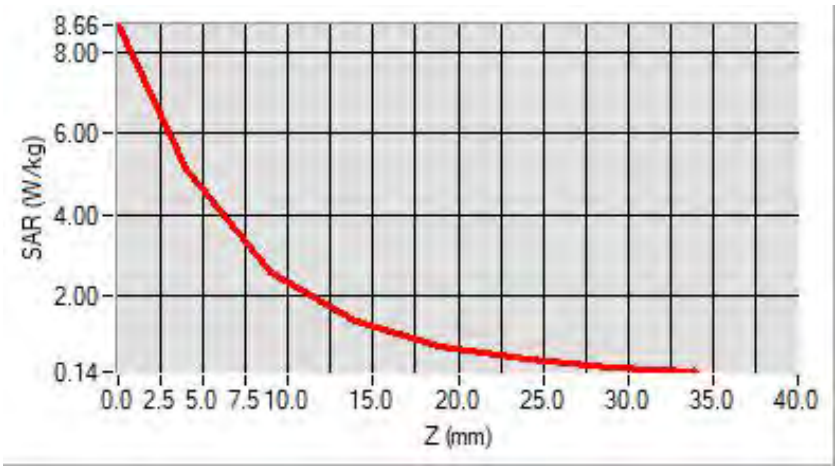

MEAS. 29 Right Head with Cheek on Middle Channel in LTE Band 5 mode with Antenna Up

Test Date:	9/5/2020
Measurement duration:	10 minutes 18 seconds
Signal:	LTE, f=836.5 MHz, Duty Cycle: 1:1.0
Liquid Parameters:	Permittivity: 42.53; Conductivity: 0.93 S/m
Test condition:	Ambient Temperature: 22.3°C, Liquid Temperature: 21.0°C
Probe:	SN 31/17 EPGO321, ConvF: 1.71
Area Scan:	sam_direct_droit2_surf10mm.txt, h= 5.00 mm
Zoom Scan:	5x5x7,dx=8mm, dy=8mm, dz=5mm,Complete
Maximum location:	X=-16.000000, Y=14.000000
SAR 10g (W/Kg):	0.334996
SAR 1g (W/Kg):	0.522605
Power drift (%):	-0.22

3D screen shot

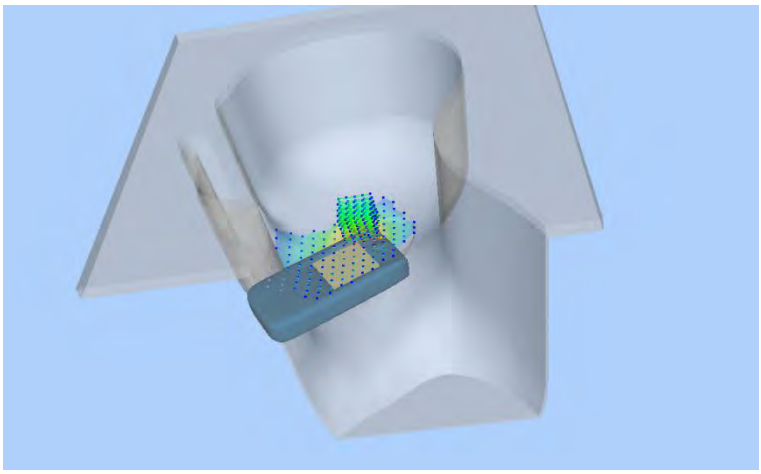

Z Axis Scan

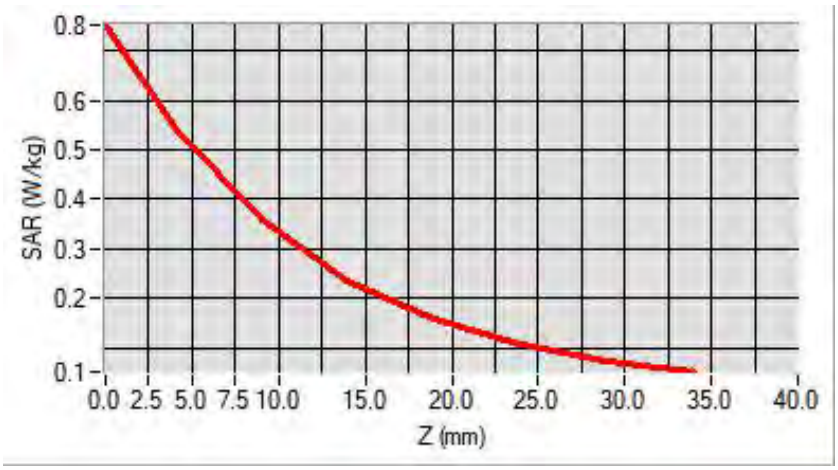

MEAS. 30 Body Plane with Back Side 15 mm on Middle Channel in LTE Band 5 mode with Antenna Up

Test Date:	10/5/2020
Measurement duration:	12 minutes 21 seconds
Signal:	LTE, f=836.5 MHz, Duty Cycle: 1:1.0
Liquid Parameters:	Permittivity: 41.09; Conductivity: 0.89 S/m
Test condition:	Ambient Temperature: 22.5°C, Liquid Temperature: 21.3°C
Probe:	SN 31/17 EPGO321, ConvF: 1.71
Area Scan:	sam_direct_droit2_surf10mm.txt, h= 5.00 mm
Zoom Scan:	5x5x7,dx=8mm, dy=8mm, dz=5mm,Complete
Maximum location:	X=0.000000, Y=-22.000000
SAR 10g (W/Kg):	0.073251
SAR 1g (W/Kg):	0.098123
Power drift (%):	-0.17

3D screen shot

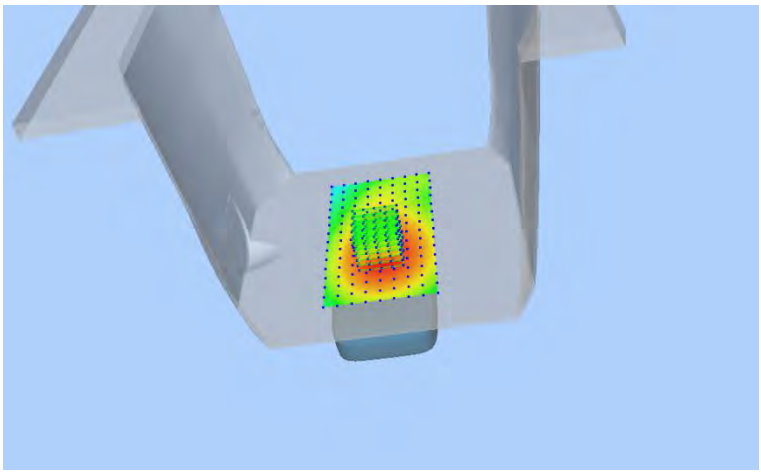

Z Axis Scan

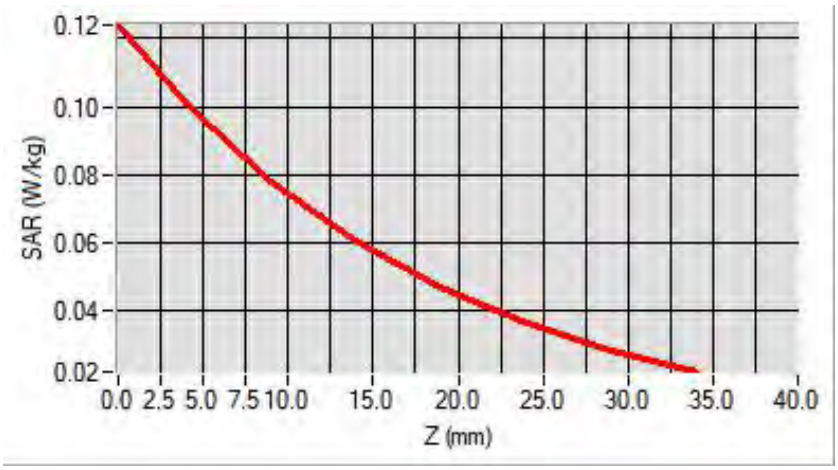

MEAS. 31 Body Plane with Back Side 10 mm on Middle Channel in LTE Band 5 mode with Antenna Up

Test Date:	10/5/2020
Measurement duration:	13 minutes 7 seconds
Signal:	LTE, f=836.5 MHz, Duty Cycle: 1:1.0
Liquid Parameters:	Permittivity: 41.09; Conductivity: 0.89 S/m
Test condition:	Ambient Temperature: 22.5°C, Liquid Temperature: 21.3°C
Probe:	SN 31/17 EPGO321, ConvF: 1.71
Area Scan:	sam_direct_droit2_surf10mm.txt, h= 5.00 mm
Zoom Scan:	5x5x7,dx=8mm, dy=8mm, dz=5mm,Complete
Maximum location:	X=10.000000, Y=-22.000000
SAR 10g (W/Kg):	0.092588
SAR 1g (W/Kg):	0.134894
Power drift (%):	3.07

3D screen shot

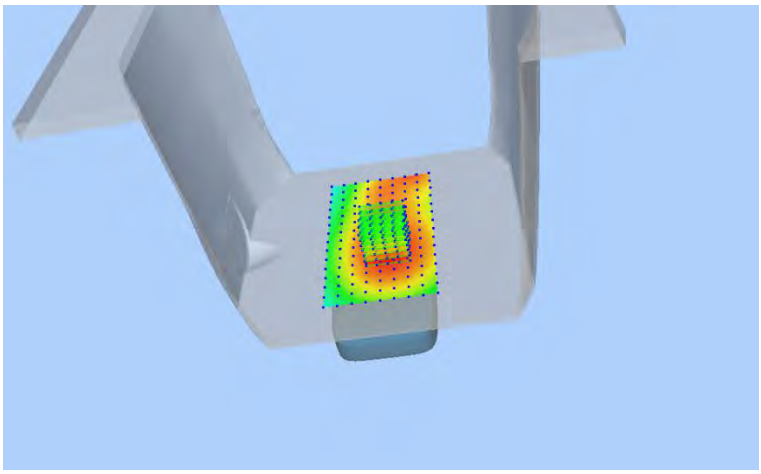

Z Axis Scan

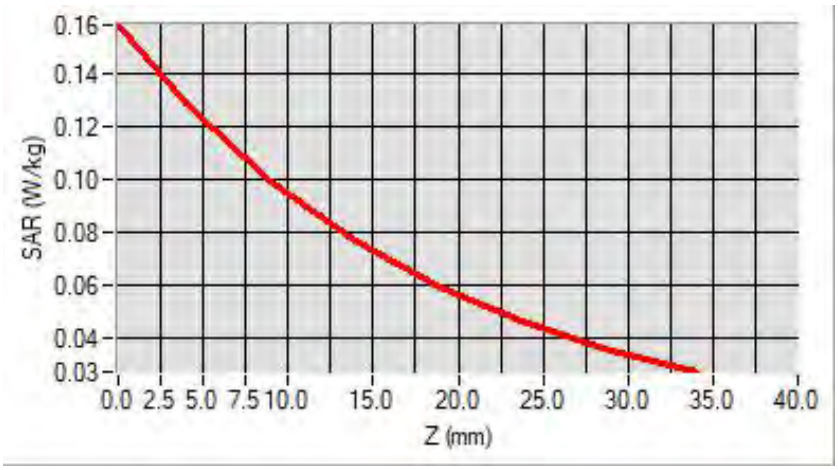

MEAS. 32 Right Head with Tilt on High Channel in LTE Band 7 mode with Antenna Up

Test Date:	19/5/2020
Measurement duration:	13 minutes 55 seconds
Signal:	LTE, f=2560.0 MHz, Duty Cycle: 1:1.0
Liquid Parameters:	Permittivity: 37.97; Conductivity: 1.89 S/m
Test condition:	Ambient Temperature: 22.2°C, Liquid Temperature: 20.8°C
Probe:	SN 31/17 EPGO321, ConvF: 2.29
Area Scan:	sam_direct_droit2_surf10mm.txt, h= 5.00 mm
Zoom Scan:	7x7x7,dx=5mm, dy=5mm, dz=5mm,Complete
Maximum location:	X=4.000000, Y=14.000000
SAR 10g (W/Kg):	0.292382
SAR 1g (W/Kg):	0.653249
Power drift (%):	1.87

3D screen shot

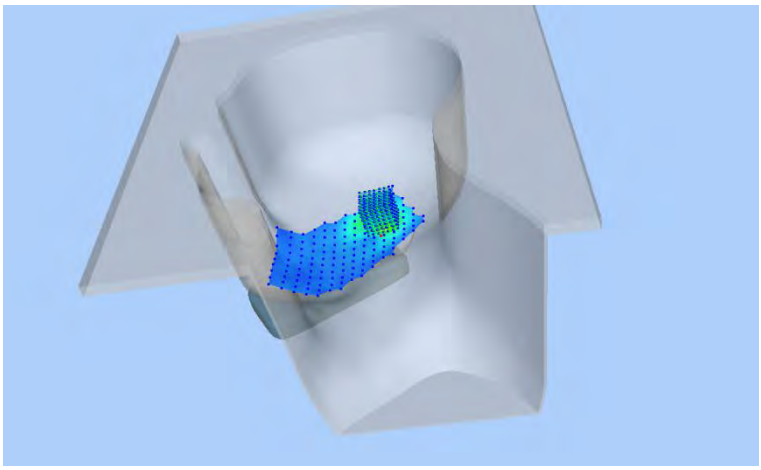

Z Axis Scan

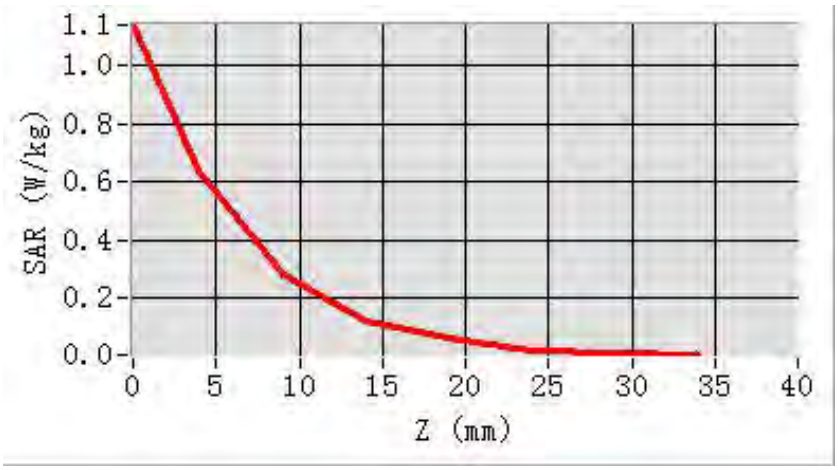

MEAS. 33 Body Plane with Back Side 15 mm on High Channel in LTE Band 7 mode with Antenna Up

Test Date:	20/5/2020
Measurement duration:	16 minutes 51 seconds
Signal:	LTE, f=2560.0 MHz, Duty Cycle: 1:1.0
Liquid Parameters:	Permittivity: 40.20; Conductivity: 1.96 S/m
Test condition:	Ambient Temperature: 22.5°C, Liquid Temperature: 21.2°C
Probe:	SN 31/17 EPGO321, ConvF: 2.29
Area Scan:	sam_direct_droit2_surf10mm.txt, h= 5.00 mm
Zoom Scan:	7x7x7,dx=5mm, dy=5mm, dz=5mm,Complete
Maximum location:	X=20.000000, Y=28.000000
SAR 10g (W/Kg):	0.276669
SAR 1g (W/Kg):	0.578898
Power drift (%):	-2.41

3D screen shot

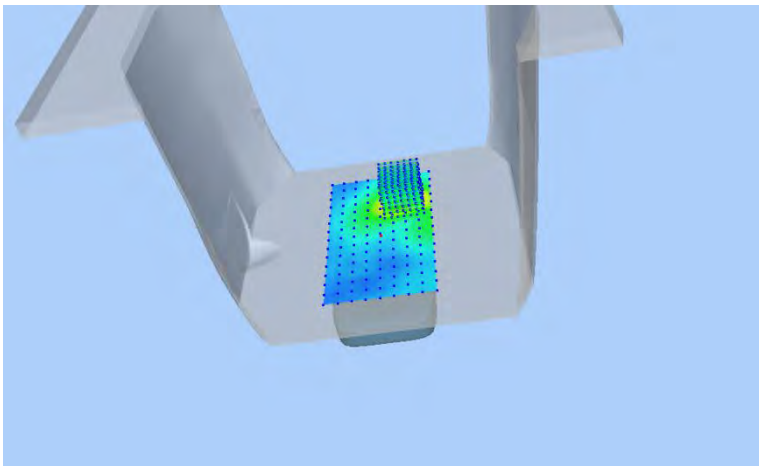

Z Axis Scan

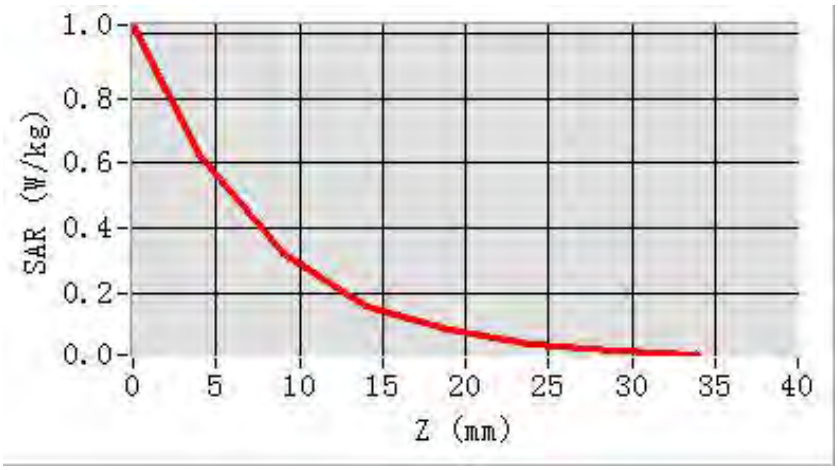

MEAS. 34 Body Plane with Back Side 10 mm on High Channel in LTE Band 7 mode with Antenna Down

Test Date:	20/5/2020
Measurement duration:	17 minutes 26 seconds
Signal:	LTE, f=2560.0 MHz, Duty Cycle: 1:1.0
Liquid Parameters:	Permittivity: 40.20; Conductivity: 1.96 S/m
Test condition:	Ambient Temperature: 22.5°C, Liquid Temperature: 21.2°C
Probe:	SN 31/17 EPGO321, ConvF: 2.29
Area Scan:	sam_direct_droit2_surf10mm.txt, h= 5.00 mm
Zoom Scan:	7x7x7,dx=5mm, dy=5mm, dz=5mm,Complete
Maximum location:	X=-20.000000, Y=-22.000000
SAR 10g (W/Kg):	0.240730
SAR 1g (W/Kg):	0.463666
Power drift (%):	-1.65

3D screen shot

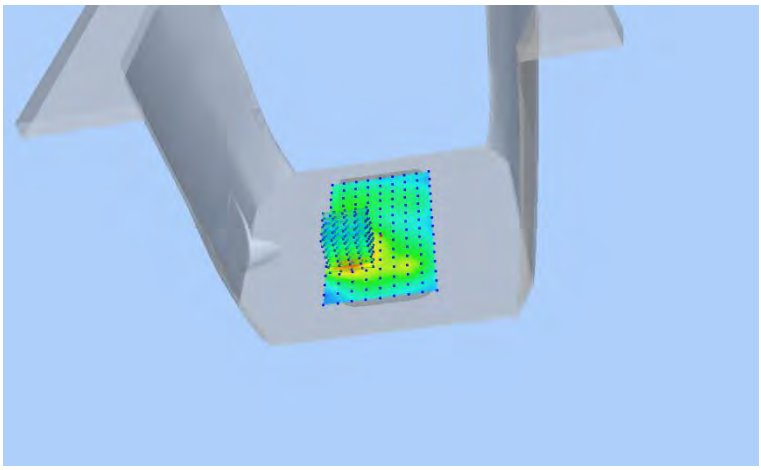

Z Axis Scan

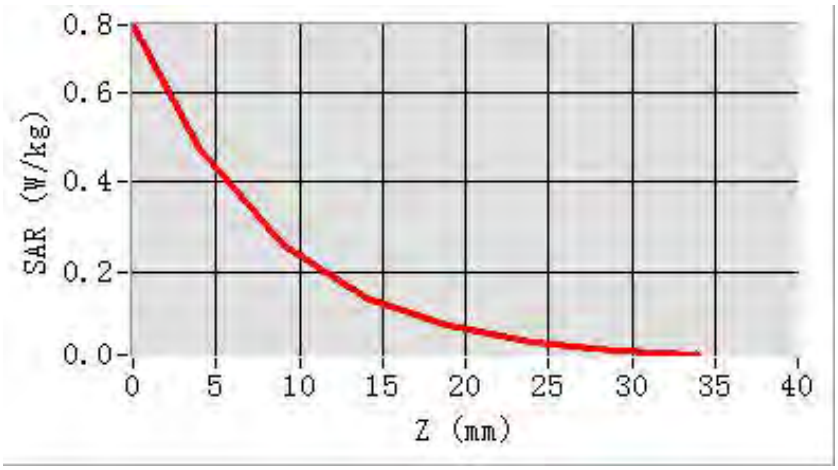

MEAS. 35 Body Plane with Top Edge 0 mm on High Channel in LTE Band 7 mode with Antenna Up

Test Date:	20/5/2020
Measurement duration:	18 minutes 51 seconds
Signal:	LTE, f=2560.0 MHz, Duty Cycle: 1:1.0
Liquid Parameters:	Permittivity: 40.20; Conductivity: 1.96 S/m
Test condition:	Ambient Temperature: 22.5°C, Liquid Temperature: 21.2°C
Probe:	SN 31/17 EPGO321, ConvF: 2.29
Area Scan:	sam_direct_droit2_surf10mm.txt, h= 5.00 mm
Zoom Scan:	7x7x7,dx=5mm, dy=5mm, dz=5mm,Complete
Maximum location:	X=10.000000, Y=8.000000
SAR 10g (W/Kg):	1.880454
SAR 1g (W/Kg):	4.940743
Power drift (%):	1.46

3D screen shot

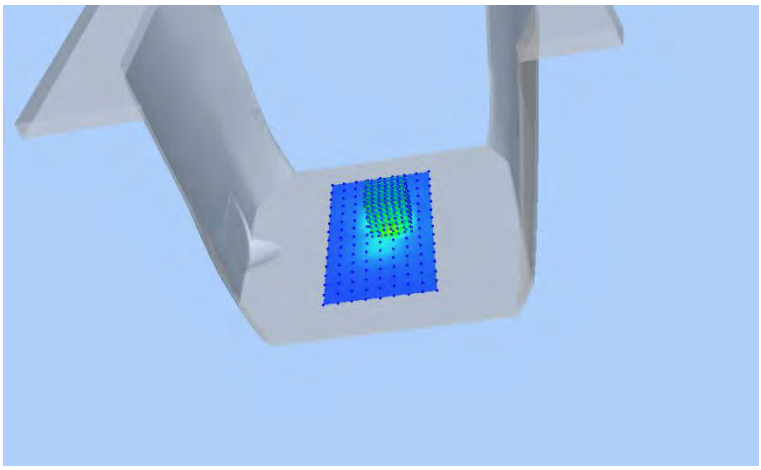

Z Axis Scan

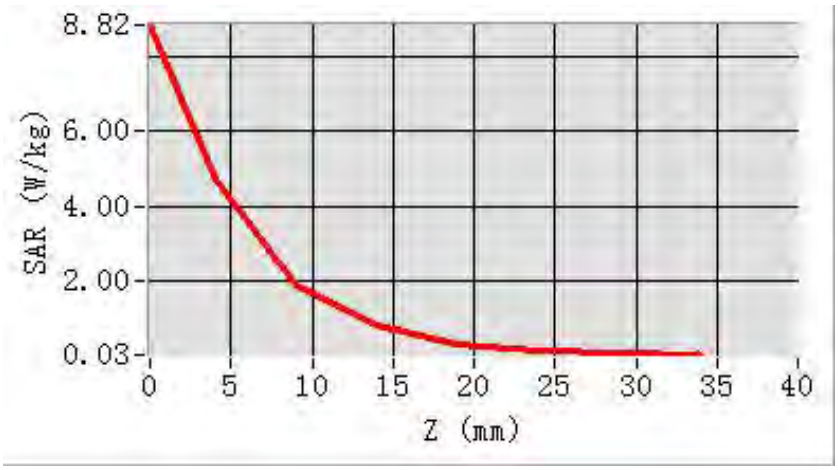

MEAS. 36 Right Head with Cheek on Middle Channel in LTE Band 26 mode with Antenna Up

Test Date:	7/5/2020
Measurement duration:	10 minutes 38 seconds
Signal:	LTE, f=841.5 MHz, Duty Cycle: 1:1.0
Liquid Parameters:	Permittivity: 41.01; Conductivity: 0.90 S/m
Test condition:	Ambient Temperature: 22.4°C, Liquid Temperature: 21.3°C
Probe:	SN 31/17 EPGO321, ConvF: 1.71
Area Scan:	sam_direct_droit2_surf10mm.txt, h= 5.00 mm
Zoom Scan:	5x5x7,dx=8mm, dy=8mm, dz=5mm,Complete
Maximum location:	X=-16.000000, Y=14.000000
SAR 10g (W/Kg):	0.326231
SAR 1g (W/Kg):	0.510601
Power drift (%):	-4.64

3D screen shot

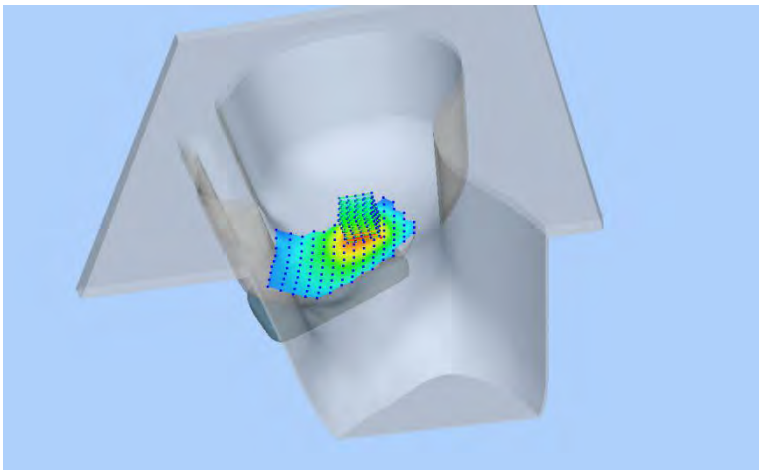

Z Axis Scan

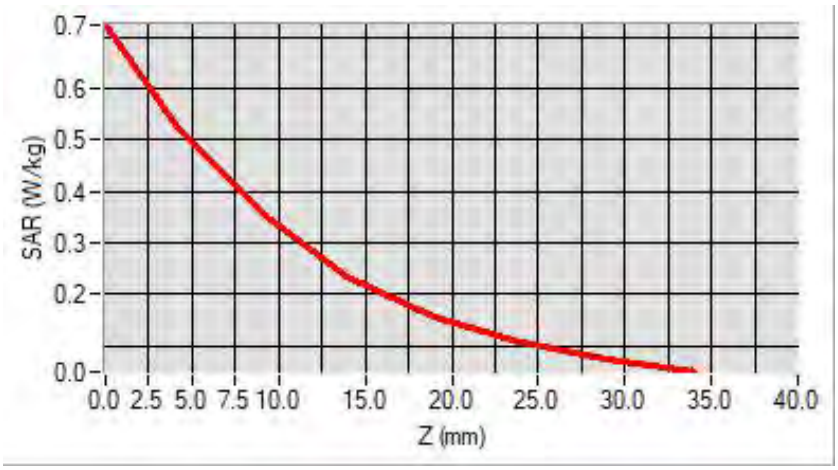

MEAS. 37 Body Plane with Back Side 15 mm on Middle Channel in LTE Band 26 mode with Antenna Up

Test Date:	8/5/2020
Measurement duration:	12 minutes 19 seconds
Signal:	LTE, f=841.5 MHz, Duty Cycle: 1:1.0
Liquid Parameters:	Permittivity: 42.04; Conductivity: 0.94 S/m
Test condition:	Ambient Temperature: 22.4°C, Liquid Temperature: 21.1°C
Probe:	SN 31/17 EPGO321, ConvF: 1.71
Area Scan:	sam_direct_droit2_surf10mm.txt, h= 5.00 mm
Zoom Scan:	5x5x7,dx=8mm, dy=8mm, dz=5mm,Complete
Maximum location:	X=0.000000, Y=-22.000000
SAR 10g (W/Kg):	0.076495
SAR 1g (W/Kg):	0.102788
Power drift (%):	-0.04

3D screen shot

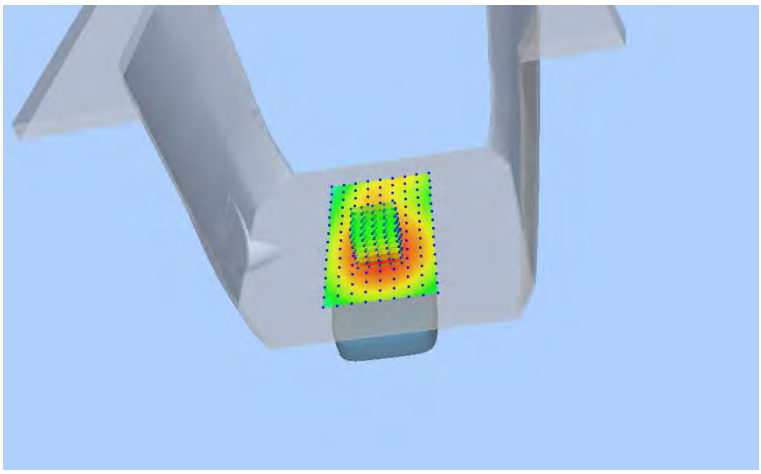

Z Axis Scan

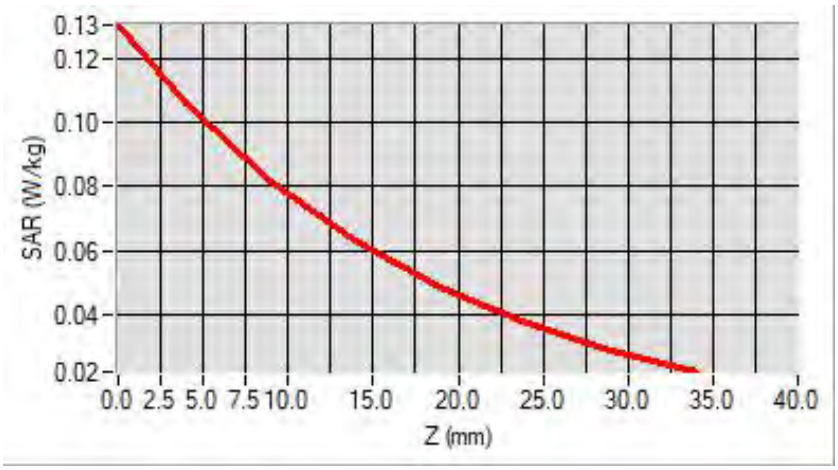

MEAS. 38 Body Plane with Back Side 10 mm on Middle Channel in LTE Band 26 mode with Antenna Up

Test Date:	8/5/2020
Measurement duration:	14 minutes 2 seconds
Signal:	LTE, f=841.5 MHz, Duty Cycle: 1:1.0
Liquid Parameters:	Permittivity: 42.04; Conductivity: 0.94 S/m
Test condition:	Ambient Temperature: 22.4°C, Liquid Temperature: 21.1°C
Probe:	SN 31/17 EPGO321, ConvF: 1.71
Area Scan:	sam_direct_droit2_surf10mm.txt, h= 5.00 mm
Zoom Scan:	5x5x7,dx=8mm, dy=8mm, dz=5mm,Complete
Maximum location:	X=10.000000, Y=38.000000
SAR 10g (W/Kg):	0.074546
SAR 1g (W/Kg):	0.120714
Power drift (%):	-0.18

3D screen shot

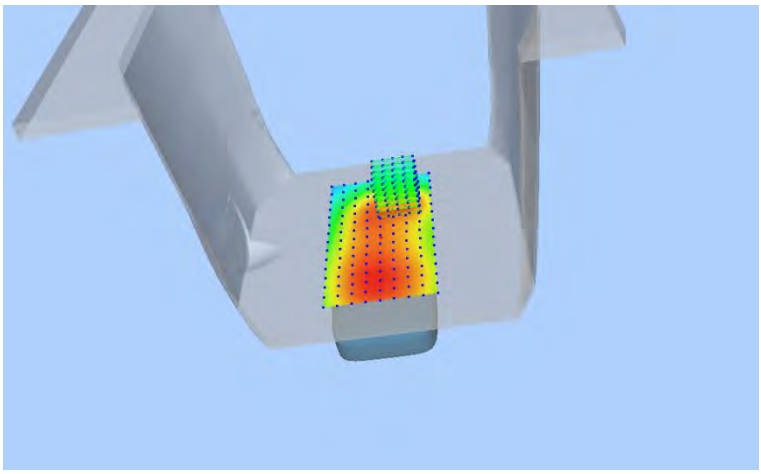

Z Axis Scan

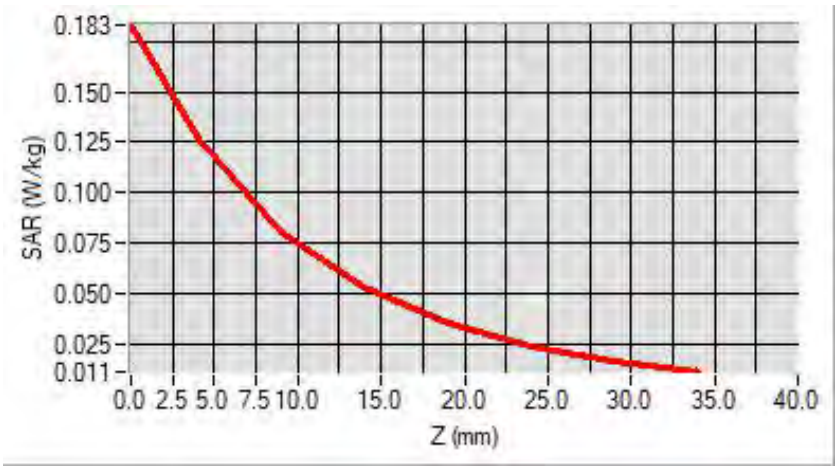

MEAS. 39 Right Head with Tilt on High Channel in LTE Band 38 mode with Antenna Up

Test Date:	21/5/2020
Measurement duration:	13 minutes 53 seconds
Signal:	LTE, f=2610.0 MHz, Duty Cycle: 1:1.58
Liquid Parameters:	Permittivity: 38.85; Conductivity: 1.95 S/m
Test condition:	Ambient Temperature: 22.5°C, Liquid Temperature: 21.3°C
Probe:	SN 31/17 EPGO321, ConvF: 2.29
Area Scan:	sam_direct_droit2_surf10mm.txt, h= 5.00 mm
Zoom Scan:	7x7x7,dx=5mm, dy=5mm, dz=5mm,Complete
Maximum location:	X=4.000000, Y=14.000000
SAR 10g (W/Kg):	0.252621
SAR 1g (W/Kg):	0.649127
Power drift (%):	0.52

3D screen shot

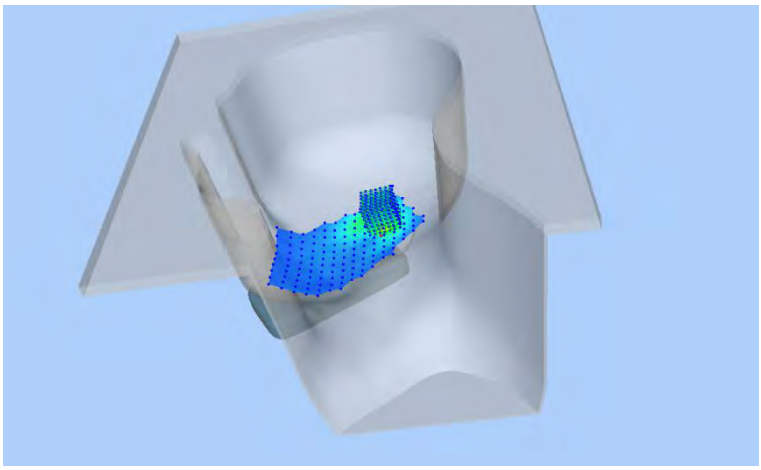

Z Axis Scan

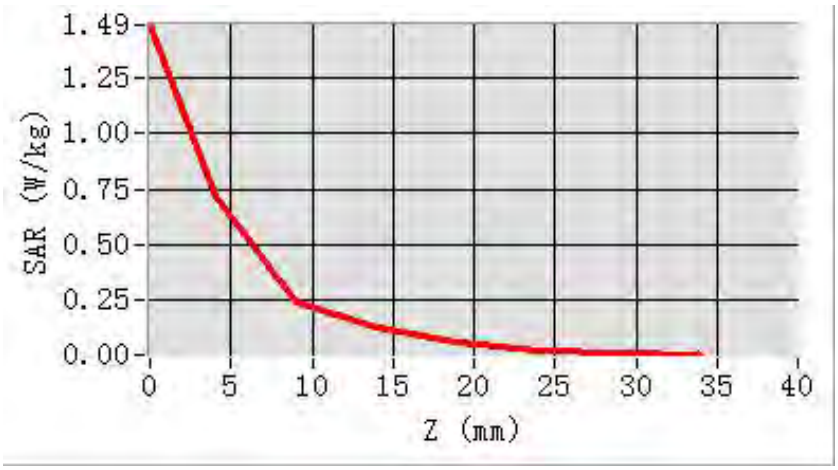

MEAS. 40 Body Plane with Back Side 15 mm on High Channel in LTE Band 38 mode with Antenna Up

Test Date:	22/5/2020
Measurement duration:	16 minutes 51 seconds
Signal:	LTE, f=2610.0 MHz, Duty Cycle: 1:1.58
Liquid Parameters:	Permittivity: 38.20; Conductivity: 1.96 S/m
Test condition:	Ambient Temperature: 22.3°C, Liquid Temperature: 21.2°C
Probe:	SN 31/17 EPGO321, ConvF: 2.29
Area Scan:	sam_direct_droit2_surf10mm.txt, h= 5.00 mm
Zoom Scan:	7x7x7,dx=5mm, dy=5mm, dz=5mm,Complete
Maximum location:	X=20.000000, Y=28.000000
SAR 10g (W/Kg):	0.198797
SAR 1g (W/Kg):	0.422585
Power drift (%):	2.05

3D screen shot

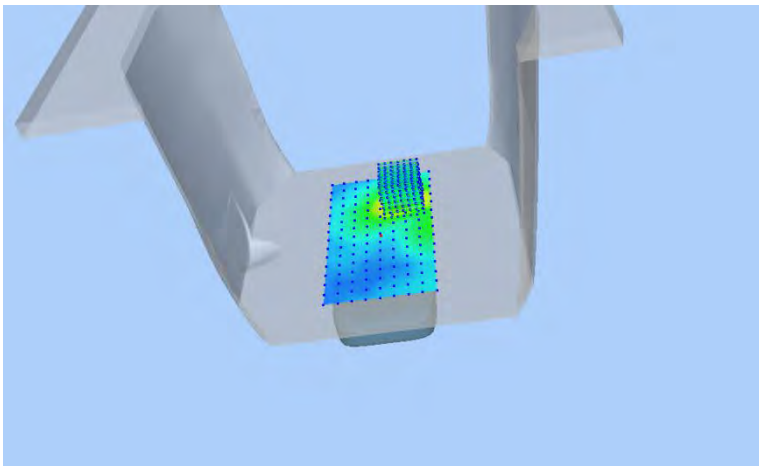

Z Axis Scan

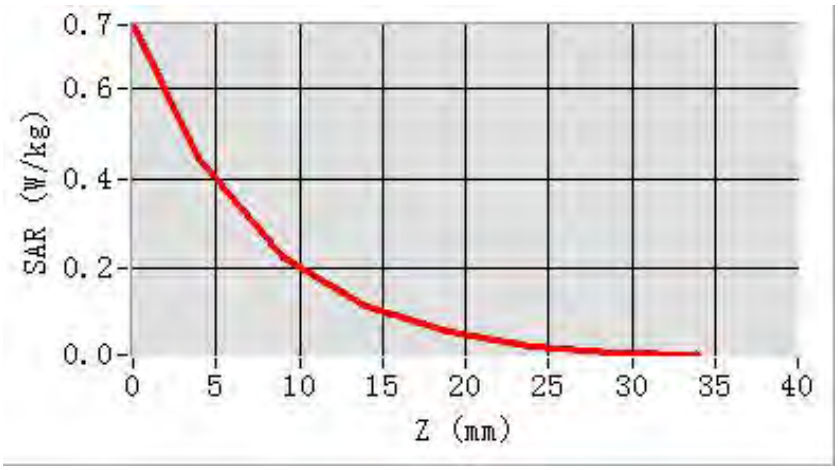

MEAS. 41 Body Plane with Back Side 10 mm on High Channel in LTE Band 38 mode with Antenna Down

Test Date:	22/5/2020
Measurement duration:	13 minutes 30 seconds
Signal:	LTE, f=2610.0 MHz, Duty Cycle: 1:1.58
Liquid Parameters:	Permittivity: 38.20; Conductivity: 1.96 S/m
Test condition:	Ambient Temperature: 22.3°C, Liquid Temperature: 21.2°C
Probe:	SN 31/17 EPGO321, ConvF: 2.29
Area Scan:	sam_direct_droit2_surf10mm.txt, h= 5.00 mm
Zoom Scan:	7x7x7,dx=5mm, dy=5mm, dz=5mm,Complete
Maximum location:	X=-20.000000, Y=-24.000000
SAR 10g (W/Kg):	0.172768
SAR 1g (W/Kg):	0.339065
Power drift (%):	2.55

3D screen shot

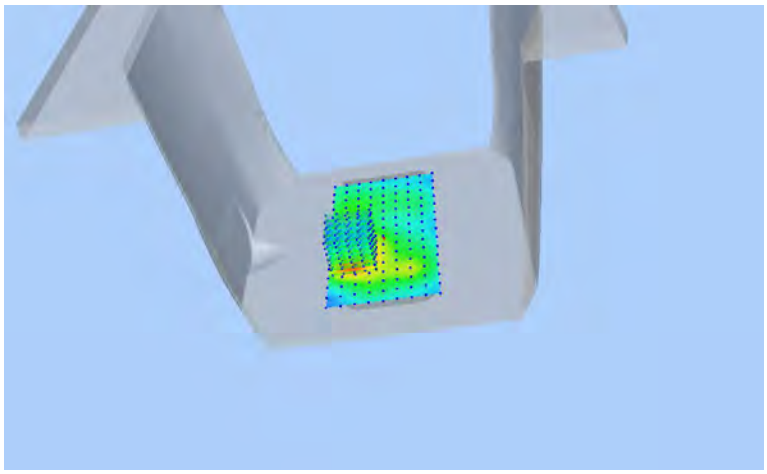

Z Axis Scan

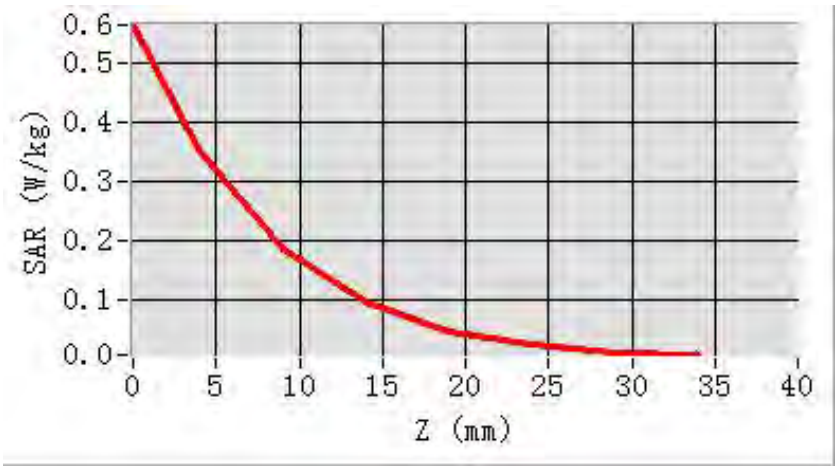

MEAS. 42 Body Plane with Top Edge 0 mm on High Channel in LTE Band 38 mode with Antenna Up

Test Date:	22/5/2020
Measurement duration:	18 minutes 54 seconds
Signal:	LTE, f=2610.0 MHz, Duty Cycle: 1:1.58
Liquid Parameters:	Permittivity: 38.20; Conductivity: 1.96 S/m
Test condition:	Ambient Temperature: 22.3°C, Liquid Temperature: 21.2°C
Probe:	SN 31/17 EPGO321, ConvF: 2.29
Area Scan:	sam_direct_droit2_surf10mm.txt, h= 5.00 mm
Zoom Scan:	7x7x7,dx=5mm, dy=5mm, dz=5mm,Complete
Maximum location:	X=10.000000, Y=18.000000
SAR 10g (W/Kg):	1.609857
SAR 1g (W/Kg):	4.960748
Power drift (%):	-2.19

3D screen shot

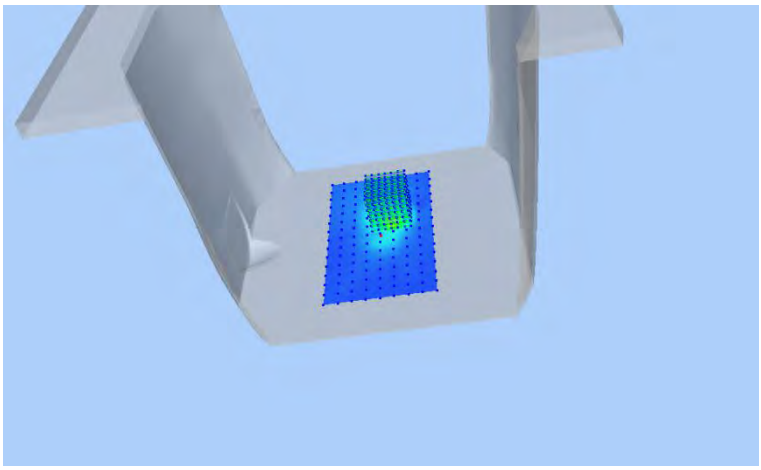

Z Axis Scan

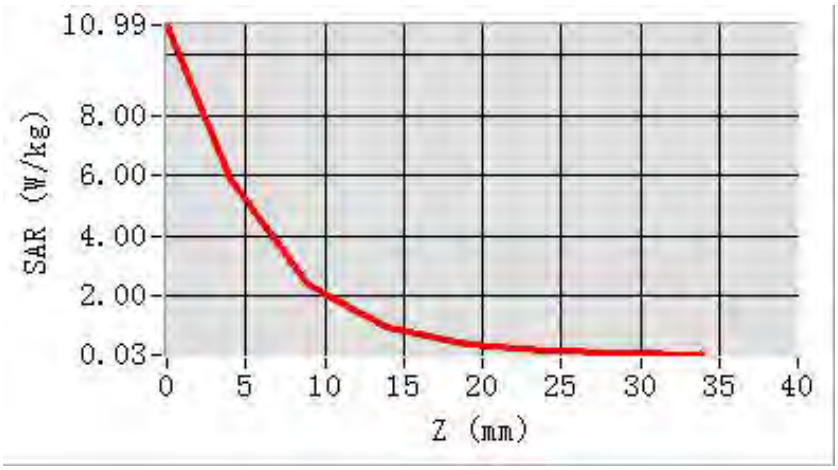

MEAS. 43 Right Head with Tilt on High Channel in LTE Band 41 mode with Antenna Up

Test Date:	23/5/2020
Measurement duration:	13 minutes 57 seconds
Signal:	LTE, f=2680.0 MHz, Duty Cycle: 1:1.58
Liquid Parameters:	Permittivity: 37.77; Conductivity: 2.05 S/m
Test condition:	Ambient Temperature: 22.3°C, Liquid Temperature: 21.1°C
Probe:	SN 31/17 EPGO321, ConvF: 2.29
Area Scan:	sam_direct_droit2_surf10mm.txt, h= 5.00 mm
Zoom Scan:	7x7x7,dx=5mm, dy=5mm, dz=5mm,Complete
Maximum location:	X=4.000000, Y=14.000000
SAR 10g (W/Kg):	0.251036
SAR 1g (W/Kg):	0.749139
Power drift (%):	2.25

3D screen shot

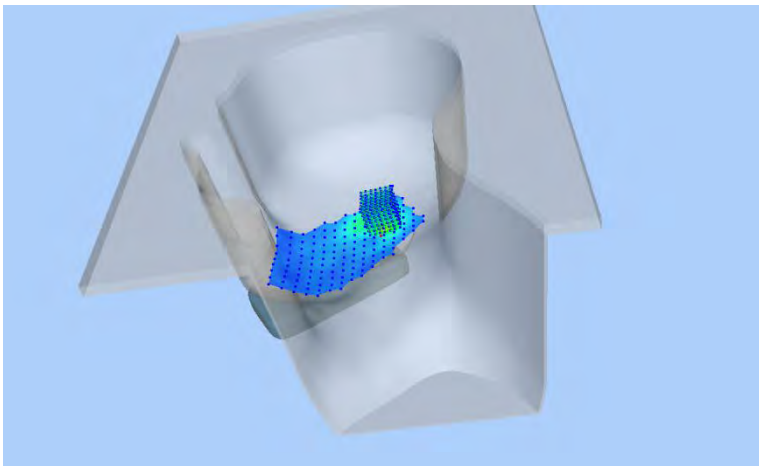

Z Axis Scan

MEAS. 44 Body Plane with Back Side 15 mm on High Channel in LTE Band 41 mode with Antenna Up

Test Date:	24/5/2020
Measurement duration:	18 minutes 39 seconds
Signal:	LTE, f=2680.0 MHz, Duty Cycle: 1:1.58
Liquid Parameters:	Permittivity: 39.89; Conductivity: 2.10 S/m
Test condition:	Ambient Temperature: 22.1°C, Liquid Temperature: 20.9°C
Probe:	SN 31/17 EPGO321, ConvF: 2.29
Area Scan:	sam_direct_droit2_surf10mm.txt, h= 5.00 mm
Zoom Scan:	7x7x7,dx=5mm, dy=5mm, dz=5mm,Complete
Maximum location:	X=10.000000, Y=28.000000
SAR 10g (W/Kg):	0.176513
SAR 1g (W/Kg):	0.365289
Power drift (%):	-1.11

3D screen shot

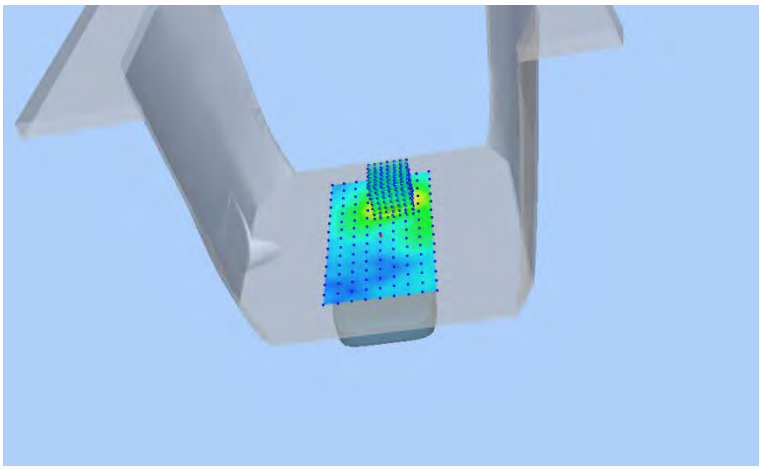

Z Axis Scan

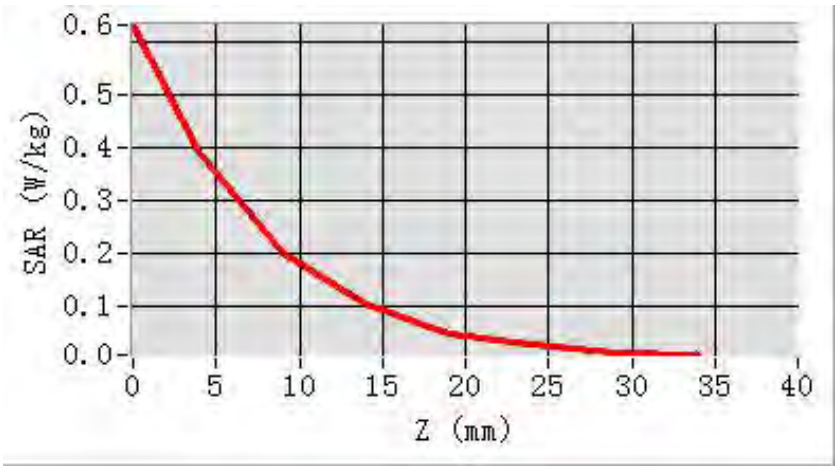

MEAS. 45 Body Plane with Back Side 10 mm on High Channel in LTE Band 41 mode with Antenna Down

Test Date:	24/5/2020
Measurement duration:	13 minutes 20 seconds
Signal:	LTE, f=2680.0 MHz, Duty Cycle: 1:1.58
Liquid Parameters:	Permittivity: 39.89; Conductivity: 2.10 S/m
Test condition:	Ambient Temperature: 22.1°C, Liquid Temperature: 20.9°C
Probe:	SN 31/17 EPGO321, ConvF: 2.29
Area Scan:	sam_direct_droit2_surf10mm.txt, h= 5.00 mm
Zoom Scan:	7x7x7,dx=5mm, dy=5mm, dz=5mm,Complete
Maximum location:	X=-20.000000, Y=-32.000000
SAR 10g (W/Kg):	0.142987
SAR 1g (W/Kg):	0.302931
Power drift (%):	-3.04

3D screen shot

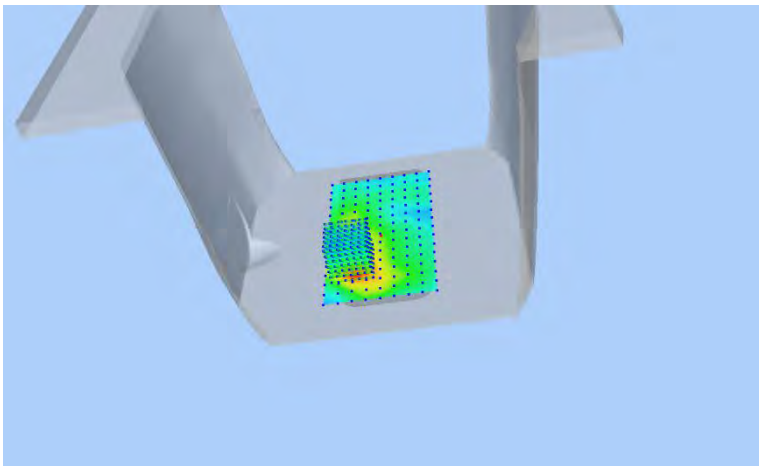

Z Axis Scan

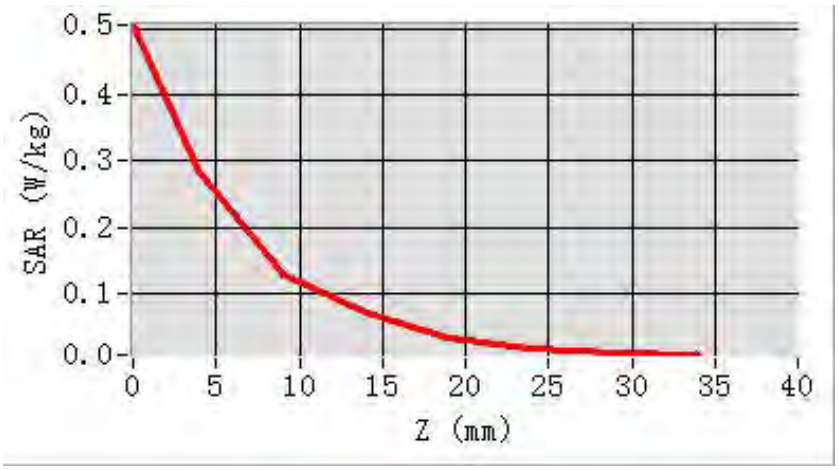

MEAS. 46 Body Plane with Top Edge 0 mm on High Channel in LTE Band 41 mode with Antenna Up

Test Date:	24/5/2020
Measurement duration:	16 minutes 39 seconds
Signal:	LTE, f=2680.0 MHz, Duty Cycle: 1:1.58
Liquid Parameters:	Permittivity: 39.89; Conductivity: 2.10 S/m
Test condition:	Ambient Temperature: 22.1°C, Liquid Temperature: 20.9°C
Probe:	SN 31/17 EPGO321, ConvF: 2.29
Area Scan:	sam_direct_droit2_surf10mm.txt, h= 5.00 mm
Zoom Scan:	7x7x7,dx=5mm, dy=5mm, dz=5mm,Complete
Maximum location:	X=20.000000, Y=18.000000
SAR 10g (W/Kg):	1.507779
SAR 1g (W/Kg):	4.762343
Power drift (%):	2.56

3D screen shot

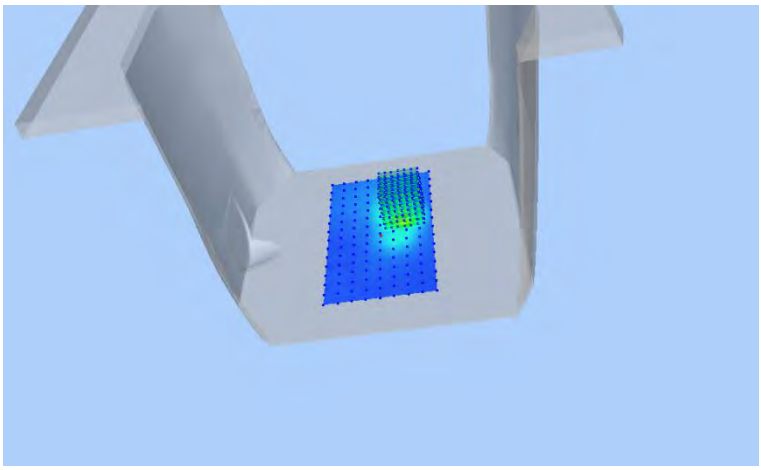

Z Axis Scan

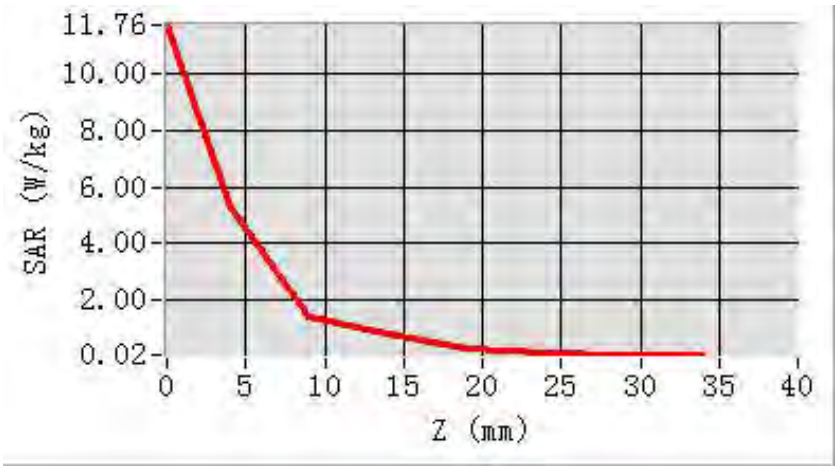

MEAS. 47 Left Head with Cheek on Middle Channel in IEEE 802.11b mode

Test Date:	28/5/2020
Measurement duration:	13 minutes 59 seconds
Signal:	WLAN, f=2437.0 MHz, Duty Cycle: 1:1.02
Liquid Parameters:	Permittivity: 39.08; Conductivity: 1.75 S/m
Test condition:	Ambient Temperature: 22.4°C, Liquid Temperature: 21.2°C
Probe:	SN 31/17 EPGO321, ConvF: 2.33
Area Scan:	sam_direct_droit2_surf10mm.txt, h= 5.00 mm
Zoom Scan:	7x7x7,dx=5mm, dy=5mm, dz=5mm,Complete
Maximum location:	X=-26.000000, Y=24.000000
SAR 10g (W/Kg):	0.091576
SAR 1g (W/Kg):	0.234086
Power drift (%):	0.79

3D screen shot

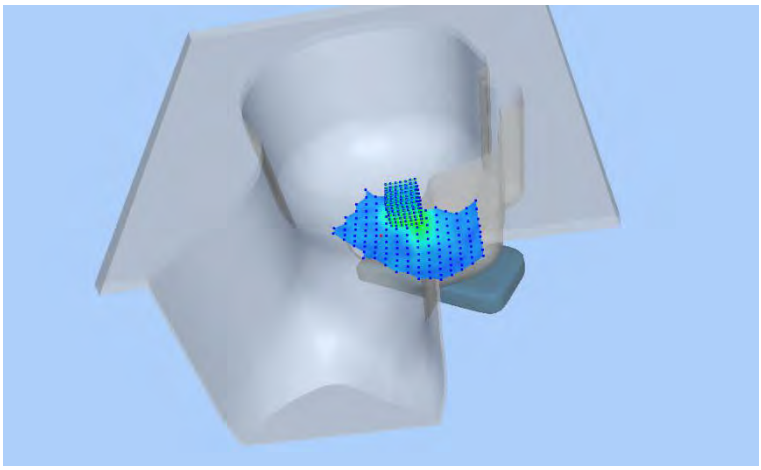

Z Axis Scan

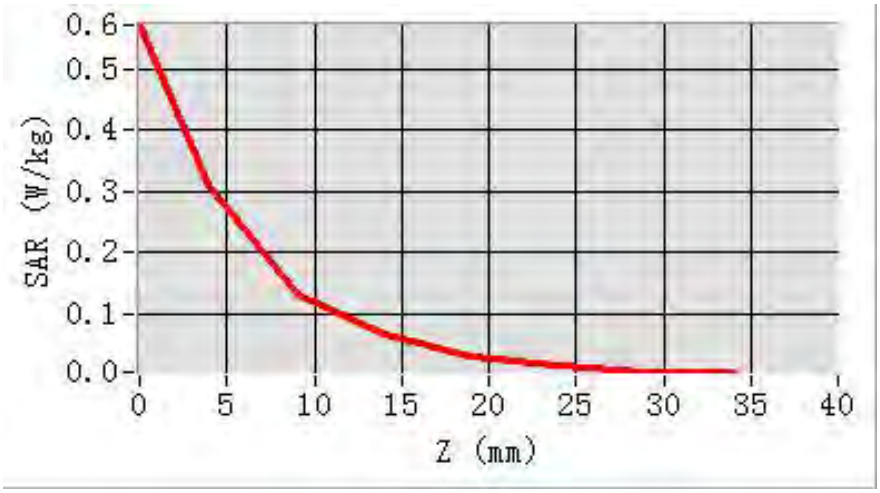

MEAS. 48 Body Plane with Back Side 15 mm on Middle Channel in IEEE 802.11b mode

Test Date:	28/5/2020
Measurement duration:	15 minutes 52 seconds
Signal:	WLAN, f=2437.0 MHz, Duty Cycle: 1:1.02
Liquid Parameters:	Permittivity: 39.08; Conductivity: 1.75 S/m
Test condition:	Ambient Temperature: 22.4°C, Liquid Temperature: 21.2°C
Probe:	SN 31/17 EPGO321, ConvF: 2.33
Area Scan:	sam_direct_droit2_surf10mm.txt, h= 5.00 mm
Zoom Scan:	7x7x7,dx=5mm, dy=5mm, dz=5mm,Complete
Maximum location:	X=-24.000000, Y=18.000000
SAR 10g (W/Kg):	0.101062
SAR 1g (W/Kg):	0.211849
Power drift (%):	-2.20

3D screen shot

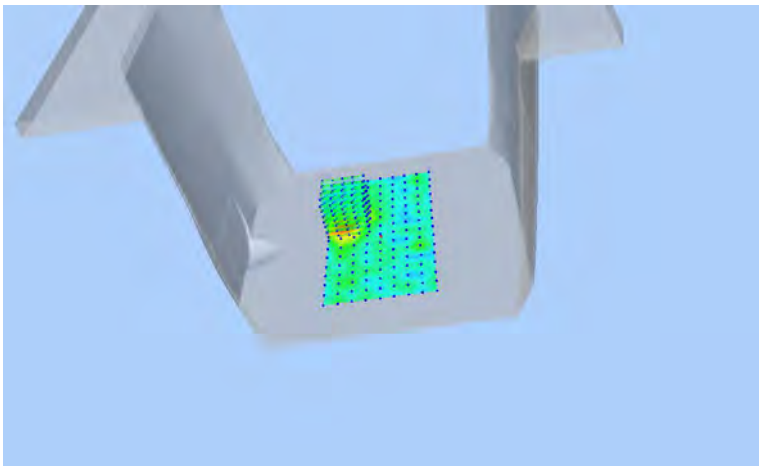

Z Axis Scan

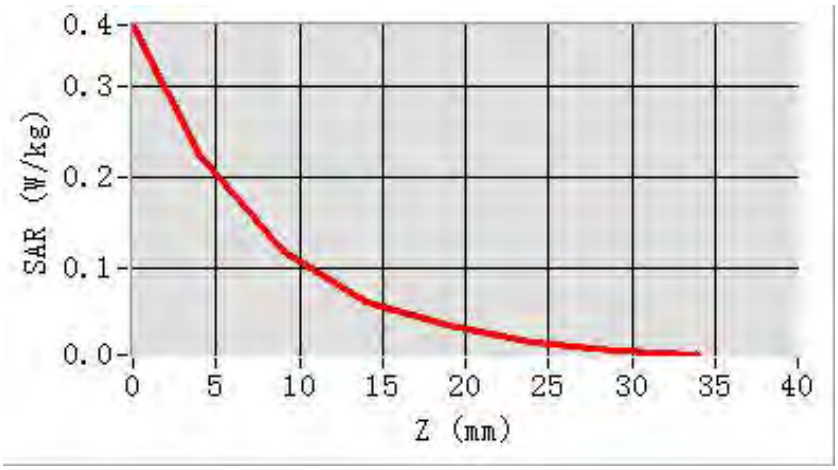

MEAS. 49 Body Plane with Left Edge 10 mm on Middle Channel in IEEE 802.11b mode

Test Date:	28/5/2020
Measurement duration:	15 minutes 2 seconds
Signal:	WLAN, f=2437.0 MHz, Duty Cycle: 1:1.02
Liquid Parameters:	Permittivity: 39.08; Conductivity: 1.75 S/m
Test condition:	Ambient Temperature: 22.4°C, Liquid Temperature: 21.2°C
Probe:	SN 31/17 EPGO321, ConvF: 2.33
Area Scan:	sam_direct_droit2_surf10mm.txt, h= 5.00 mm
Zoom Scan:	7x7x7,dx=5mm, dy=5mm, dz=5mm,Complete
Maximum location:	X=0.000000, Y=28.000000
SAR 10g (W/Kg):	0.279100
SAR 1g (W/Kg):	0.670228
Power drift (%):	1.08

3D screen shot

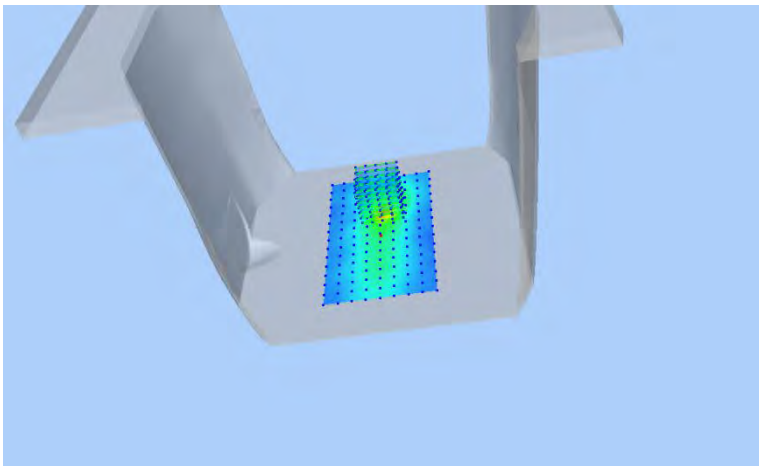

Z Axis Scan

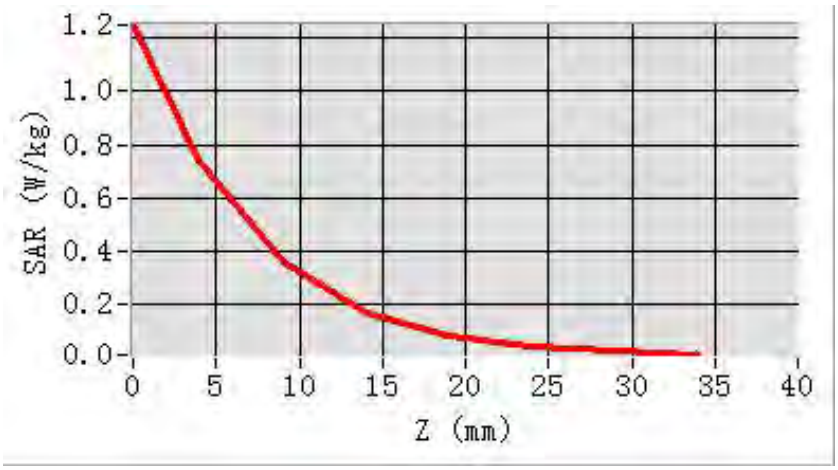

MEAS. 50 Left Head with Tilt on 54 Channel in IEEE 802.11n HT40 mode

Test Date:	25/5/2020
Measurement duration:	19 minutes 49 seconds
Signal:	WLAN, f=5270.0 MHz, Duty Cycle: 1:1.08
Liquid Parameters:	Permittivity: 36.17; Conductivity: 4.74 S/m
Test condition:	Ambient Temperature: 22.4°C, Liquid Temperature: 21.2°C
Probe:	SN 31/17 EPGO321, ConvF: 2.21
Area Scan:	sam_direct_droit2_surf10mm.txt, h= 5.00 mm
Zoom Scan:	7x7x12,dx=4mm, dy=4mm, dz=2mm,Complete
Maximum location:	X=-16.000000, Y=34.000000
SAR 10g (W/Kg):	0.051519
SAR 1g (W/Kg):	0.178432
Power drift (%):	3.69

3D screen shot

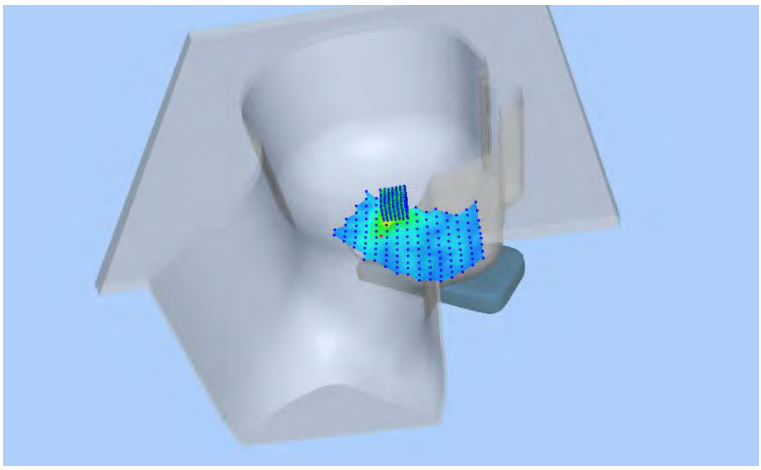

Z Axis Scan

MEAS. 51 Left Head with Tilt on 118 Channel in IEEE 802.11n HT40 mode

Test Date:	26/5/2020
Measurement duration:	20 minutes 0 seconds
Signal:	WLAN, f=5590.0 MHz, Duty Cycle: 1:1.08
Liquid Parameters:	Permittivity: 35.44; Conductivity: 5.01 S/m
Test condition:	Ambient Temperature: 22.3°C, Liquid Temperature: 21.2°C
Probe:	SN 31/17 EPGO321, ConvF: 2.27
Area Scan:	sam_direct_droit2_surf10mm.txt, h= 5.00 mm
Zoom Scan:	7x7x12,dx=4mm, dy=4mm, dz=2mm,Complete
Maximum location:	X=-16.000000, Y=34.000000
SAR 10g (W/Kg):	0.072086
SAR 1g (W/Kg):	0.263365
Power drift (%):	3.49

3D screen shot

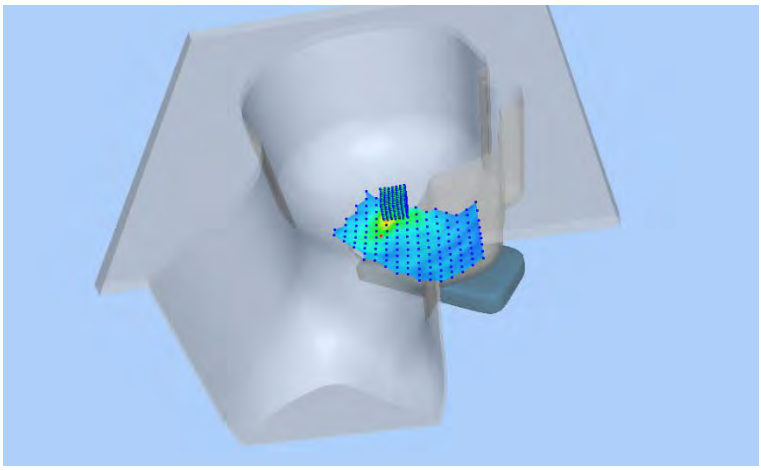

Z Axis Scan

MEAS. 52 Left Head with Tilt on 159 Channel in IEEE 802.11n HT40 mode

Test Date:	27/5/2020
Measurement duration:	18 minutes 2 seconds
Signal:	WLAN, f=5795.0 MHz, Duty Cycle: 1:1.08
Liquid Parameters:	Permittivity: 34.75; Conductivity: 5.36 S/m
Test condition:	Ambient Temperature: 22.3°C, Liquid Temperature: 21.1°C
Probe:	SN 31/17 EPGO321, ConvF: 2.33
Area Scan:	sam_direct_droit2_surf8mm.txt, h= 5.00 mm
Zoom Scan:	7x7x12,dx=4mm, dy=4mm, dz=2mm,Complete
Maximum location:	X=-7.000000, Y=24.000000
SAR 10g (W/Kg):	0.118323
SAR 1g (W/Kg):	0.383432
Power drift (%):	3.84

3D screen shot

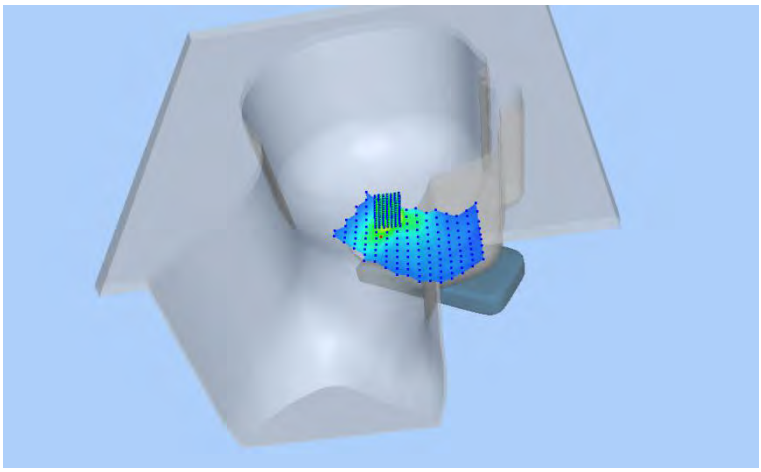

Z Axis Scan

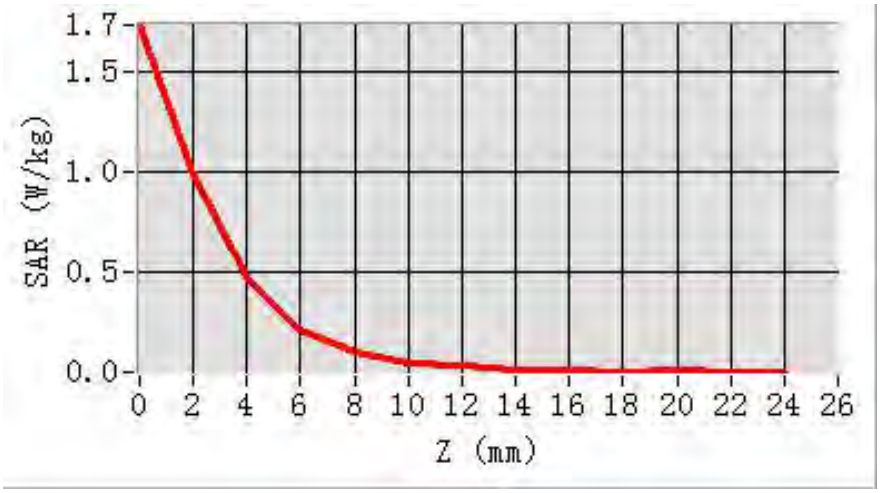

MEAS. 53 Body Plane with Back Side 15 mm on 54 Channel in IEEE 802.11n

HT40 mode

Test Date:	25/5/2020
Measurement duration:	20 minutes 28 seconds
Signal:	WLAN, f=5270.0 MHz, Duty Cycle: 1:1.08
Liquid Parameters:	Permittivity: 36.17; Conductivity: 4.74 S/m
Test condition:	Ambient Temperature: 22.4°C, Liquid Temperature: 21.2°C
Probe:	SN 31/17 EPGO321, ConvF: 2.21
Area Scan:	sam_direct_droit2_surf10mm.txt, h= 5.00 mm
Zoom Scan:	7x7x12,dx=4mm, dy=4mm, dz=2mm,Complete
Maximum location:	X=-20.000000, Y=38.000000
SAR 10g (W/Kg):	0.067480
SAR 1g (W/Kg):	0.176830
Power drift (%):	3.04

3D screen shot

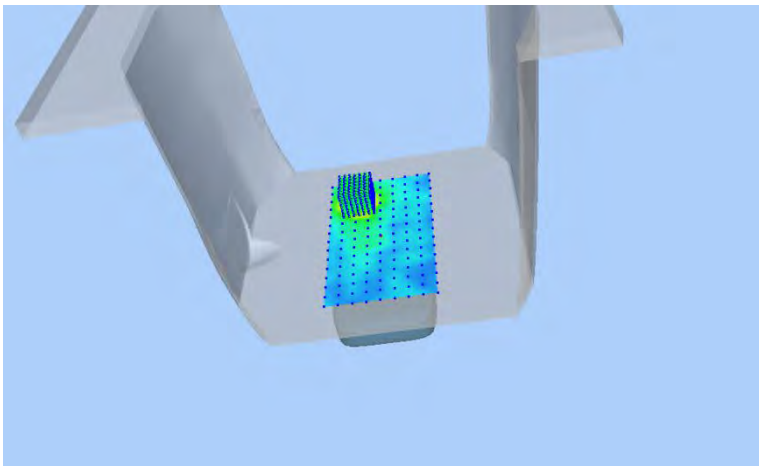

Z Axis Scan

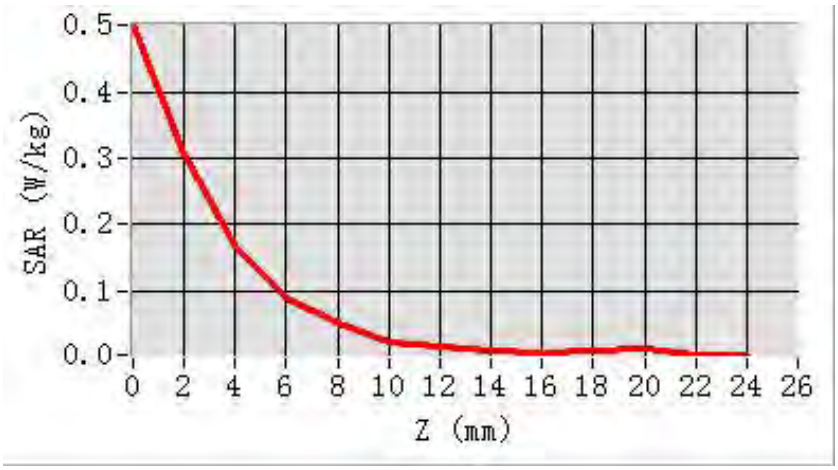

MEAS. 54 Body Plane with Back Side 15 mm on 102 Channel in IEEE 802.11n

HT40 mode

Test Date:	26/5/2020
Measurement duration:	21 minutes 34 seconds
Signal:	WLAN, f=5510.0 MHz, Duty Cycle: 1:1.08
Liquid Parameters:	Permittivity: 36.31; Conductivity: 4.85 S/m
Test condition:	Ambient Temperature: 22.3°C, Liquid Temperature: 21.2°C
Probe:	SN 31/17 EPGO321, ConvF: 2.27
Area Scan:	sam_direct_droit2_surf10mm.txt, h= 5.00 mm
Zoom Scan:	7x7x12,dx=4mm, dy=4mm, dz=2mm,Complete
Maximum location:	X=-13.000000, Y=42.000000
SAR 10g (W/Kg):	0.070829
SAR 1g (W/Kg):	0.173402
Power drift (%):	2.90

3D screen shot

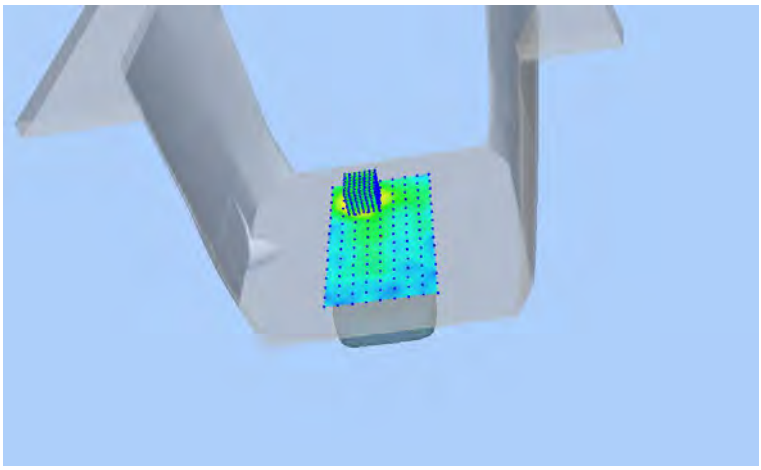

Z Axis Scan

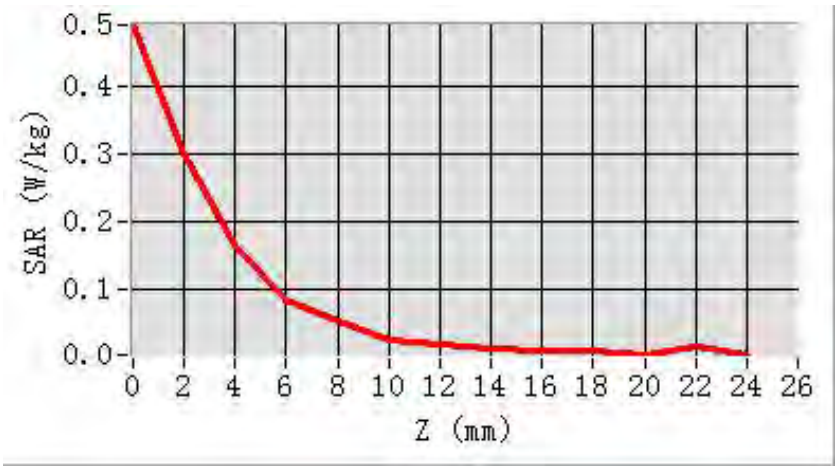

MEAS. 55 Body Plane with Back Side 15 mm on 159 Channel in IEEE 802.11n

HT40 mode

Test Date:	27/5/2020
Measurement duration:	19 minutes 13 seconds
Signal:	WLAN, f=5795.0 MHz, Duty Cycle: 1:1.08
Liquid Parameters:	Permittivity: 34.75; Conductivity: 5.36 S/m
Test condition:	Ambient Temperature: 22.3°C, Liquid Temperature: 21.1°C
Probe:	SN 31/17 EPGO321, ConvF: 2.33
Area Scan:	sam_direct_droit2_surf10mm.txt, h= 5.00 mm
Zoom Scan:	7x7x12,dx=4mm, dy=4mm, dz=2mm,Complete
Maximum location:	X=-20.000000, Y=38.000000
SAR 10g (W/Kg):	0.076654
SAR 1g (W/Kg):	0.180886
Power drift (%):	-0.86

3D screen shot

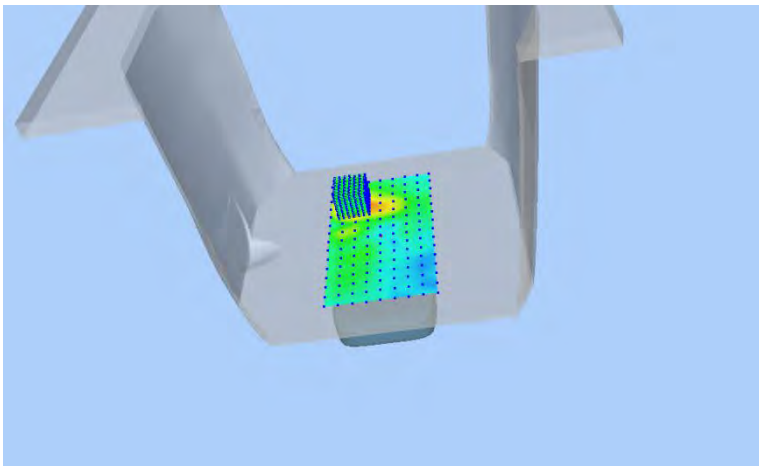

Z Axis Scan

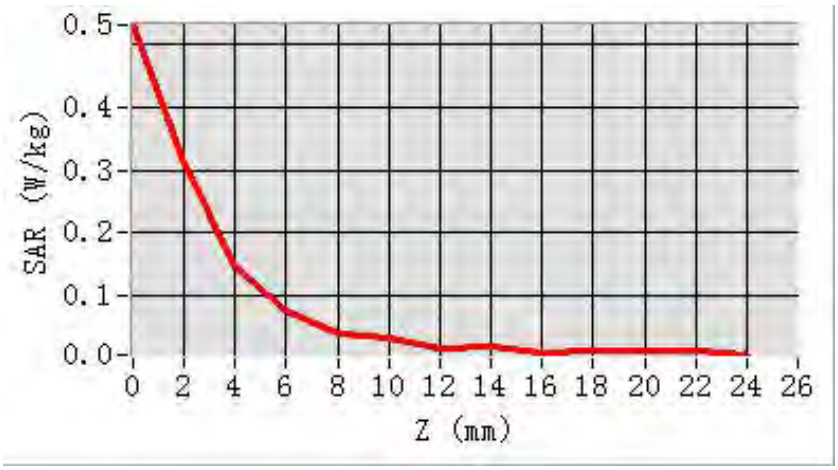

MEAS. 56 Body Plane with Top Edge 10 mm on 38 Channel in IEEE 802.11n

HT40 mode

Test Date:	25/5/2020
Measurement duration:	29 minutes 18 seconds
Signal:	WLAN, f=5190.0 MHz, Duty Cycle: 1:1.08
Liquid Parameters:	Permittivity: 36.93; Conductivity: 4.59 S/m
Test condition:	Ambient Temperature: 22.4°C, Liquid Temperature: 21.2°C
Probe:	SN 31/17 EPGO321, ConvF: 2.21
Area Scan:	sam_direct_droit2_surf10mm.txt, h= 5.00 mm
Zoom Scan:	7x7x12,dx=4mm, dy=4mm, dz=2mm,Complete
Maximum location:	X=0.000000, Y=9.000000
SAR 10g (W/Kg):	0.136080
SAR 1g (W/Kg):	0.328625
Power drift (%):	3.42

3D screen shot

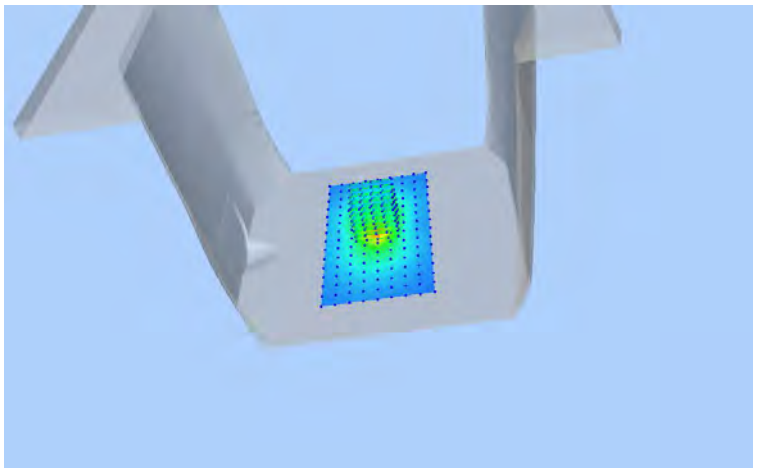

Z Axis Scan

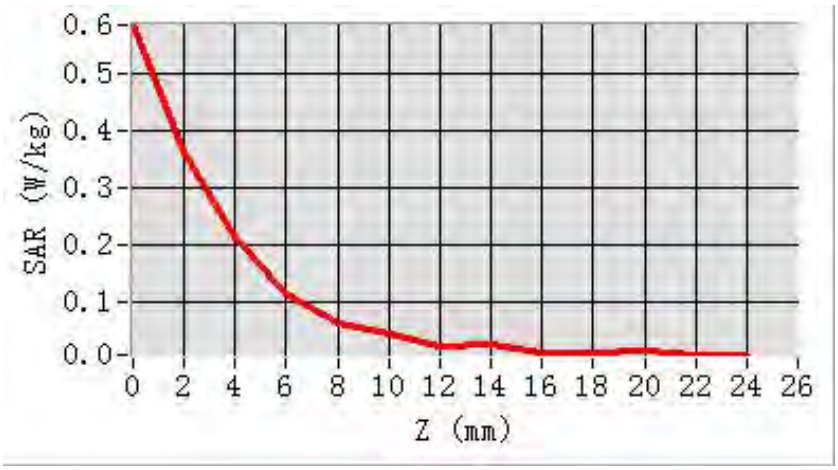

MEAS. 57 Body Plane with Top Edge 10 mm on 159 Channel in IEEE 802.11n

HT40 mode

Test Date:	27/5/2020
Measurement duration:	29 minutes 35 seconds
Signal:	WLAN, f=5795.0 MHz, Duty Cycle: 1:1.08
Liquid Parameters:	Permittivity: 34.75; Conductivity: 5.36 S/m
Test condition:	Ambient Temperature: 22.3°C, Liquid Temperature: 21.1°C
Probe:	SN 31/17 EPGO321, ConvF: 2.33
Area Scan:	sam_direct_droit2_surf10mm.txt, h= 5.00 mm
Zoom Scan:	7x7x12,dx=4mm, dy=4mm, dz=2mm,Complete
Maximum location:	X=-2.000000, Y=13.000000
SAR 10g (W/Kg):	0.233491
SAR 1g (W/Kg):	0.623355
Power drift (%):	0.59

3D screen shot

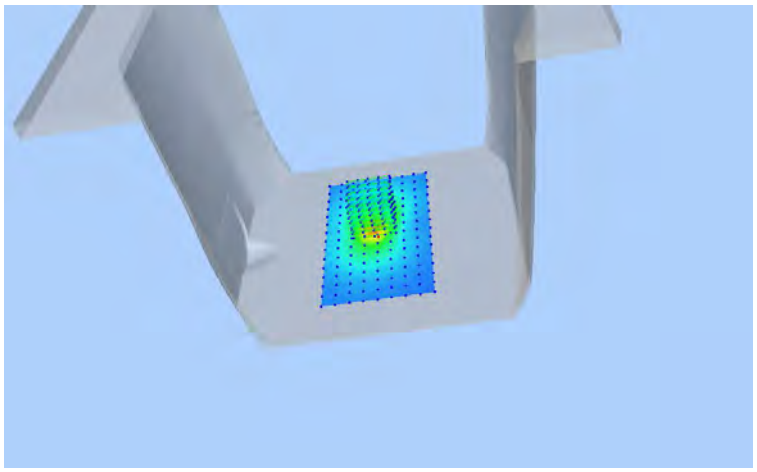

Z Axis Scan

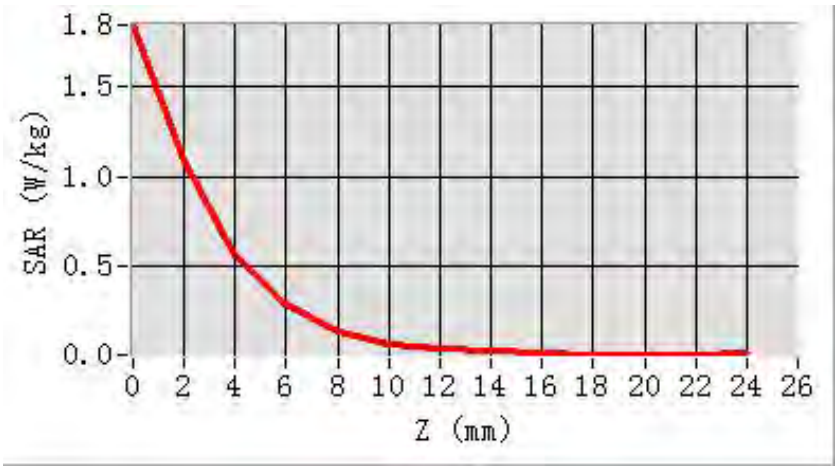

MEAS. 58 Body Plane with Top Edge 0 mm on 54 Channel in IEEE 802.11n

HT40 mode

Test Date:	25/5/2020
Measurement duration:	24 minutes 28 seconds
Signal:	WLAN, f=5270.0 MHz, Duty Cycle: 1:1.08
Liquid Parameters:	Permittivity: 36.17; Conductivity: 4.74 S/m
Test condition:	Ambient Temperature: 22.4°C, Liquid Temperature: 21.2°C
Probe:	SN 31/17 EPGO321, ConvF: 2.21
Area Scan:	sam_direct_droit2_surf10mm.txt, h= 5.00 mm
Zoom Scan:	7x7x12,dx=4mm, dy=4mm, dz=2mm,Complete
Maximum location:	X=0.000000, Y=8.000000
SAR 10g (W/Kg):	0.396375
SAR 1g (W/Kg):	1.456849
Power drift (%):	0.20

3D screen shot



Z Axis Scan

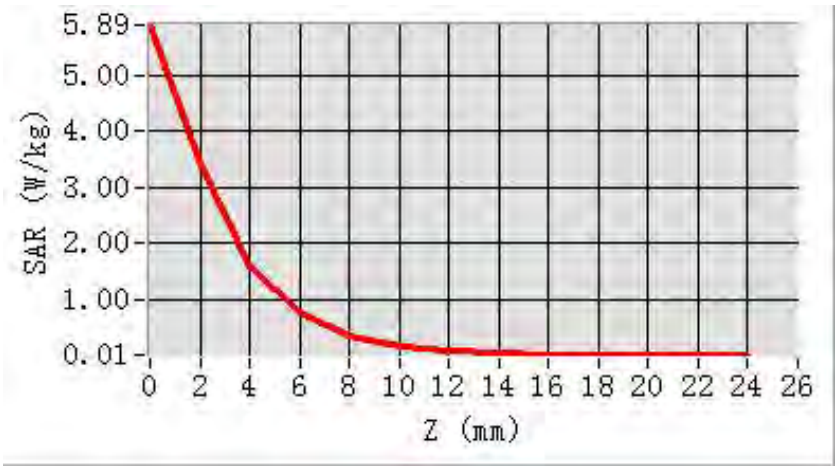

MEAS. 59 Body Plane with Top Edge 0 mm on 102 Channel in IEEE 802.11n

HT40 mode

Test Date:	26/5/2020
Measurement duration:	27 minutes 31 seconds
Signal:	WLAN, f=5510.0 MHz, Duty Cycle: 1:1.08
Liquid Parameters:	Permittivity: 36.31; Conductivity: 4.85 S/m
Test condition:	Ambient Temperature: 22.3°C, Liquid Temperature: 21.2°C
Probe:	SN 31/17 EPGO321, ConvF: 2.27
Area Scan:	sam_direct_droit2_surf10mm.txt, h= 5.00 mm
Zoom Scan:	7x7x12,dx=4mm, dy=4mm, dz=2mm,Complete
Maximum location:	X=1.000000, Y=15.000000
SAR 10g (W/Kg):	0.630511
SAR 1g (W/Kg):	2.284277
Power drift (%):	-2.90

3D screen shot

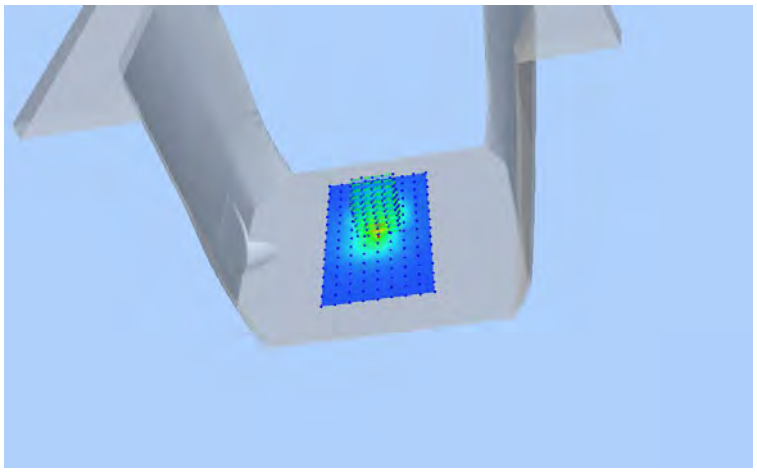

Z Axis Scan

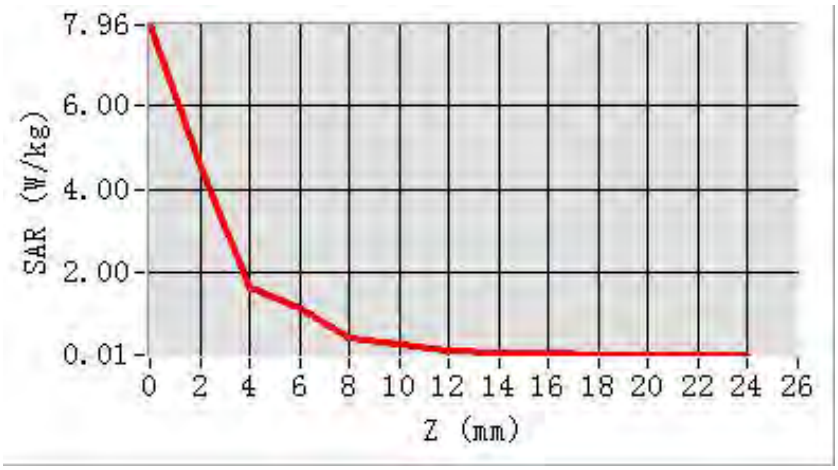

MEAS. 60 Left Head with Cheek on Low Channel in Bluetooth mode

Test Date:	28/5/2020
Measurement duration:	14 minutes 0 seconds
Signal:	Bluetooth, f=2402.0 MHz, Duty Cycle: 1:1.3
Liquid Parameters:	Permittivity: 39.25; Conductivity: 1.72 S/m
Test condition:	Ambient Temperature: 22.4°C, Liquid Temperature: 21.2°C
Probe:	SN 31/17 EPGO321, ConvF: 2.33
Area Scan:	sam_direct_droit2_surf10mm.txt, h= 5.00 mm
Zoom Scan:	7x7x7,dx=5mm, dy=5mm, dz=5mm,Complete
Maximum location:	X=-26.000000, Y=34.000000
SAR 10g (W/Kg):	0.091371
SAR 1g (W/Kg):	0.215426
Power drift (%):	-2.53

3D screen shot

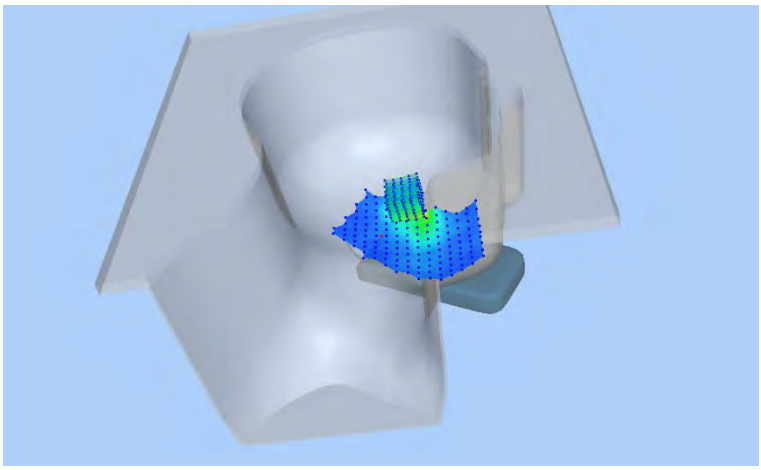

Z Axis Scan

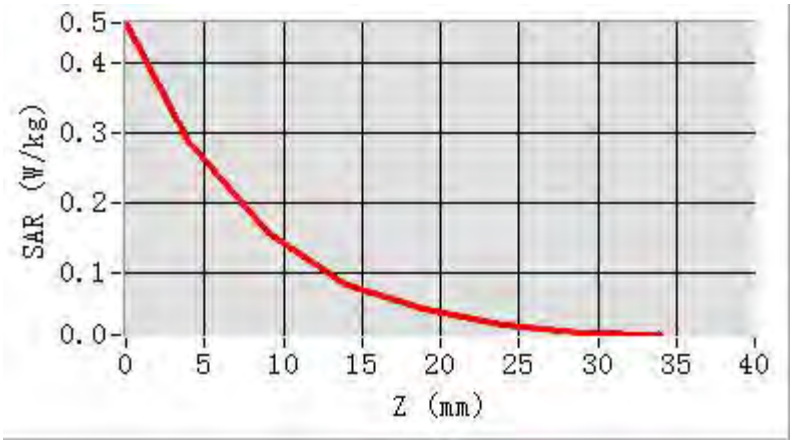

MEAS. 61 Body Plane with Back Side 15 mm on Low Channel in Bluetooth mode

Test Date:	28/5/2020
Measurement duration:	16 minutes 29 seconds
Signal:	Bluetooth, f=2402.0 MHz, Duty Cycle: 1:1.3
Liquid Parameters:	Permittivity: 39.25; Conductivity: 1.72 S/m
Test condition:	Ambient Temperature: 22.4°C, Liquid Temperature: 21.2°C
Probe:	SN 31/17 EPGO321, ConvF: 2.33
Area Scan:	sam_direct_droit2_surf10mm.txt, h= 5.00 mm
Zoom Scan:	7x7x7,dx=5mm, dy=5mm, dz=5mm,Complete
Maximum location:	X=-20.000000, Y=38.000000
SAR 10g (W/Kg):	0.016338
SAR 1g (W/Kg):	0.0350099
Power drift (%):	4.65

3D screen shot

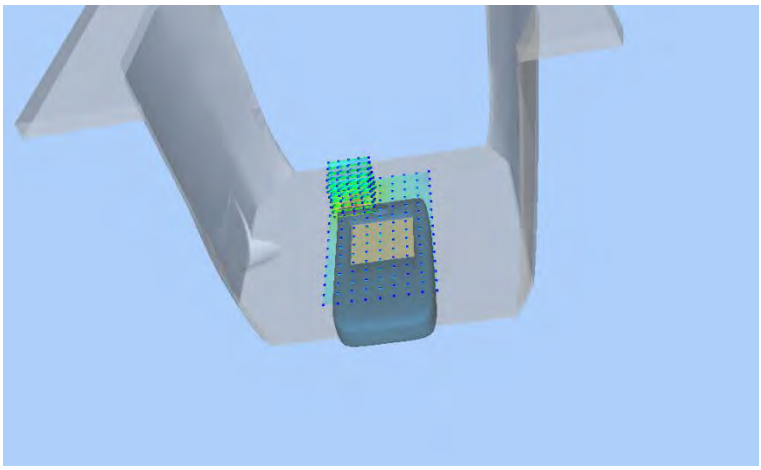

Z Axis Scan

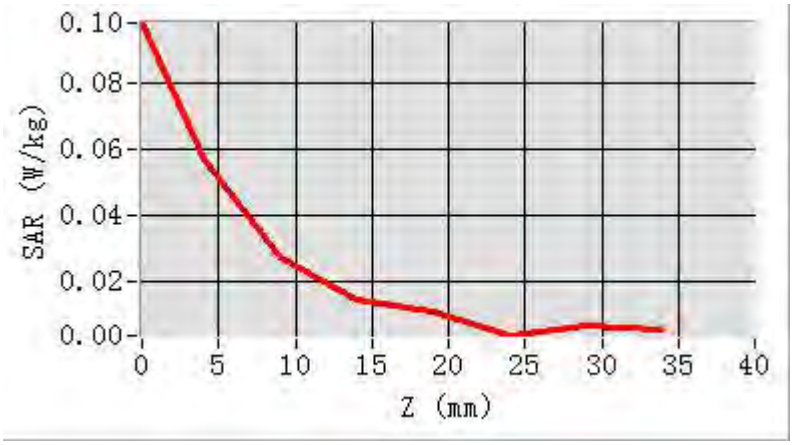

MEAS. 62 Body Plane with Left Edge 10 mm on Low Channel in Bluetooth mode

Test Date:	28/5/2020
Measurement duration:	16 minutes 49 seconds
Signal:	Bluetooth, f=2402.0 MHz, Duty Cycle: 1:1.3
Liquid Parameters:	Permittivity: 39.25; Conductivity: 1.72 S/m
Test condition:	Ambient Temperature: 22.4°C, Liquid Temperature: 21.2°C
Probe:	SN 31/17 EPGO321, ConvF: 2.33
Area Scan:	sam_direct_droit2_surf10mm.txt, h= 5.00 mm
Zoom Scan:	7x7x7,dx=5mm, dy=5mm, dz=5mm,Complete
Maximum location:	X=20.000000, Y=48.000000
SAR 10g (W/Kg):	0.003712
SAR 1g (W/Kg):	0.078159
Power drift (%):	3.43

3D screen shot

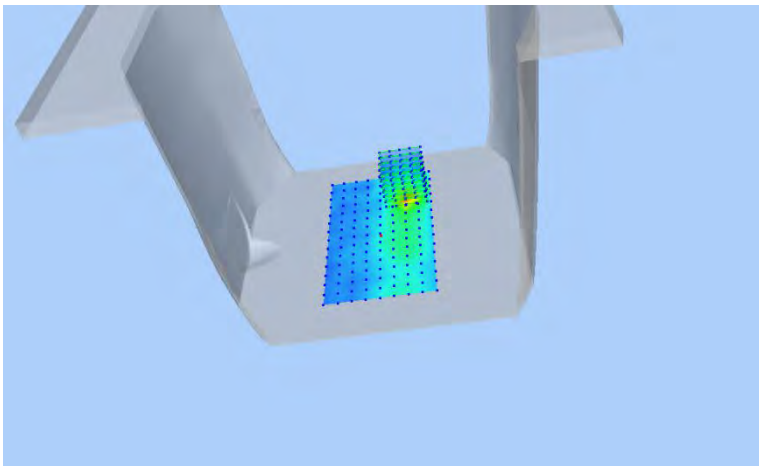

Z Axis Scan

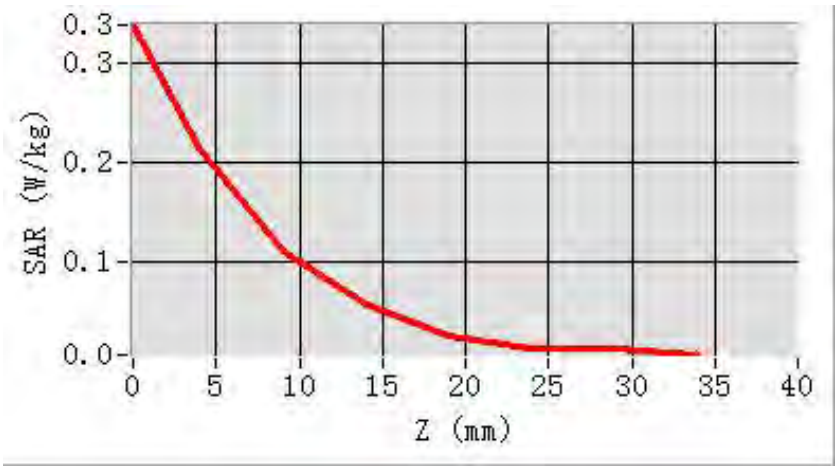

ANNEX D EUT EXTERNAL PHOTOS

Please refer the document “BL-SZ2040775-AW.pdf”.

ANNEX E SAR TEST SETUP PHOTOS

Please refer the document “BL-SZ2040775-AS.pdf”.

ANNEX F CALIBRATION REPORT

Please refer the document “CALIBRATION REPORT.pdf”.

--END OF REPORT--