Appendix B

Detailed Test Results

1. GSM
GSM850 for Head & Body
GSM1900 for Head & Body
2. WCDMA
WCDMA Band II for Head & Body
WCDMA Band IV for Head & Body
WCDMA Band V for Head & Body
3. LTE
LTE Band 2 for Head & Body
LTE Band 4 for Head & Body
LTE Band 5 for Head & Body
LTE Band 7 for Head & Body
LTE Band 38 for Head & Body
LTE Band 41 for Head & Body
4. WIFI & BT
WIFI 2.4GHz for Head & Body
WIFI 5GHz for Head & Body
BT for Head & Body

Date: 2020-09-08

Test Laboratory: SGS-SAR Lab

VIVO_V2028 GSM850 GSM 190CH Left cheek Ant1

DUT: VIVO V2028; Type: Mobile Phone; Serial: 191cdcb0

Communication System: UID 0, GSM Only Communication System (0); Frequency: 836.6 MHz;Duty Cycle: 1:8.30042

Medium: HSL835;Medium parameters used: f = 837 MHz; σ = 0.922 S/m; ε_r = 42.388; ρ = 1000 kg/m^3
Phantom section: Left Section

DASY 5 Configuration:

- Probe: EX3DV4 - SN3789; ConvF(8.53, 8.53, 8.53); Calibrated: 2020-06-16;
- Sensor-Surface: 1.4mm (Mechanical Surface Detection)
- Electronics: DAE4 Sn1374; Calibrated: 2019-09-24
- Phantom: SAM5; Type: SAM; Serial: 1481
- DASY52 52.8.8(1258); SEMCAD X 14.6.10(7331)

Configuration/Head/Area Scan (8x13x1): Measurement grid: dx=15mm, dy=15mm
Maximum value of SAR (measured) = 0.105 W/kg

Configuration/Head/Zoom Scan (5x5x7)/Cube 0: Measurement grid: dx=8mm, dy=8mm, dz=5mm
Reference Value = 1.942 V/m; Power Drift = 0.01 dB
Peak SAR (extrapolated) = 0.122 W/kg
SAR(1 g) = 0.091 W/kg; SAR(10 g) = 0.069 W/kg
Maximum value of SAR (measured) = 0.110 W/kg



0 dB = 0.105 W/kg = -9.79 dBW/kg

Date: 2020-09-08

Test Laboratory: SGS-SAR Lab

VIVO_V2028 GSM850 GSM 190CH Back side 15mm Ant1

DUT: VIVO V2028; Type: Mobile Phone; Serial: 191cdcb0

Communication System: UID 0, GSM Only Communication System (0); Frequency: 836.6 MHz;Duty Cycle: 1:8.30042

Medium: HSL835;Medium parameters used: f = 837 MHz; σ = 0.922 S/m; ε_r = 42.388; ρ = 1000 kg/m^3
Phantom section: Flat Section

DASY 5 Configuration:

- Probe: EX3DV4 - SN3789; ConvF(8.53, 8.53, 8.53); Calibrated: 2020-06-16;
- Sensor-Surface: 1.4mm (Mechanical Surface Detection)
- Electronics: DAE4 Sn1374; Calibrated: 2019-09-24
- Phantom: SAM5; Type: SAM; Serial: 1481
- DASY52 52.8.8(1258); SEMCAD X 14.6.10(7331)

Configuration/Head/Area Scan (8x13x1): Measurement grid: dx=15mm, dy=15mm
Maximum value of SAR (measured) = 0.129 W/kg

Configuration/Head/Zoom Scan (5x5x7)/Cube 0: Measurement grid: dx=8mm, dy=8mm, dz=5mm
Reference Value = 8.176 V/m; Power Drift = -0.08 dB
Peak SAR (extrapolated) = 0.171 W/kg
SAR(1 g) = 0.096 W/kg; SAR(10 g) = 0.058 W/kg
Maximum value of SAR (measured) = 0.142 W/kg

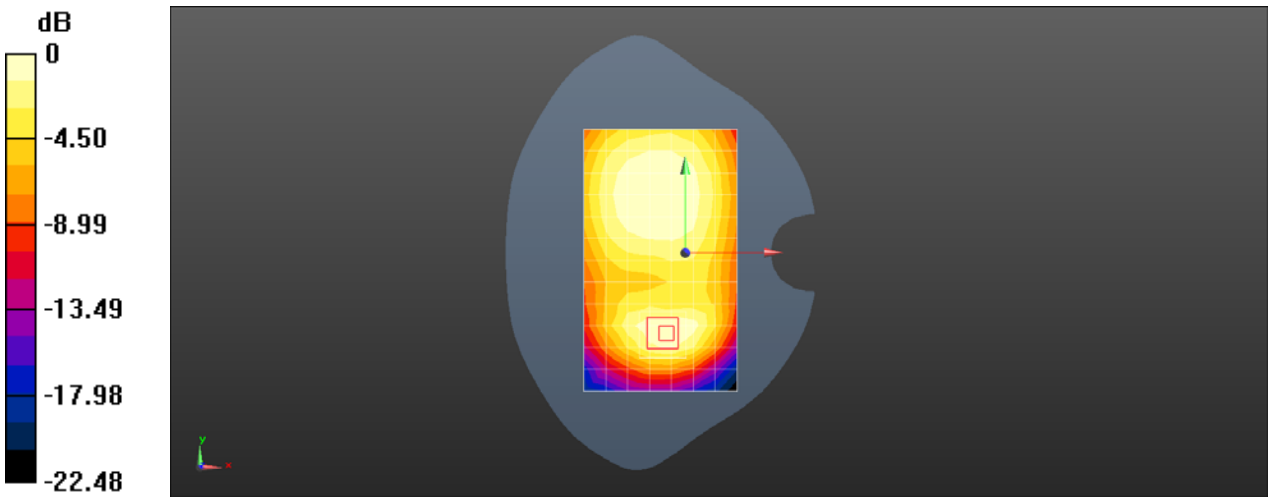

0 dB = 0.129 W/kg = -8.90 dBW/kg

Date: 2020-09-08

Test Laboratory: SGS-SAR Lab

VIVO_V2028 GSM850 GPRS 2TS 190CH Back side 10mm Ant1

DUT: VIVO V2028; Type: Mobile Phone; Serial: 191cdcb0

Communication System: UID 0, GPRS/EGPRS Mode(2up) Communication System (0); Frequency: 836.6 MHz;Duty Cycle: 1:4.14954

Medium: HSL835;Medium parameters used: f = 837 MHz; σ = 0.922 S/m; ε_r = 42.388; ρ = 1000 kg/m^3
Phantom section: Flat Section

DASY 5 Configuration:

- Probe: EX3DV4 - SN3789; ConvF(8.53, 8.53, 8.53); Calibrated: 2020-06-16;
- Sensor-Surface: 1.4mm (Mechanical Surface Detection)
- Electronics: DAE4 Sn1374; Calibrated: 2019-09-24
- Phantom: SAM5; Type: SAM; Serial: 1481
- DASY52 52.8.8(1258); SEMCAD X 14.6.10(7331)

Configuration/Head/Area Scan (8x13x1): Measurement grid: dx=15mm, dy=15mm
Maximum value of SAR (measured) = 0.339 W/kg

Configuration/Head/Zoom Scan (5x5x7)/Cube 0: Measurement grid: dx=8mm, dy=8mm, dz=5mm
Reference Value = 10.62 V/m; Power Drift = 0.04 dB
Peak SAR (extrapolated) = 0.506 W/kg
SAR(1 g) = 0.237 W/kg; SAR(10 g) = 0.134 W/kg
Maximum value of SAR (measured) = 0.397 W/kg

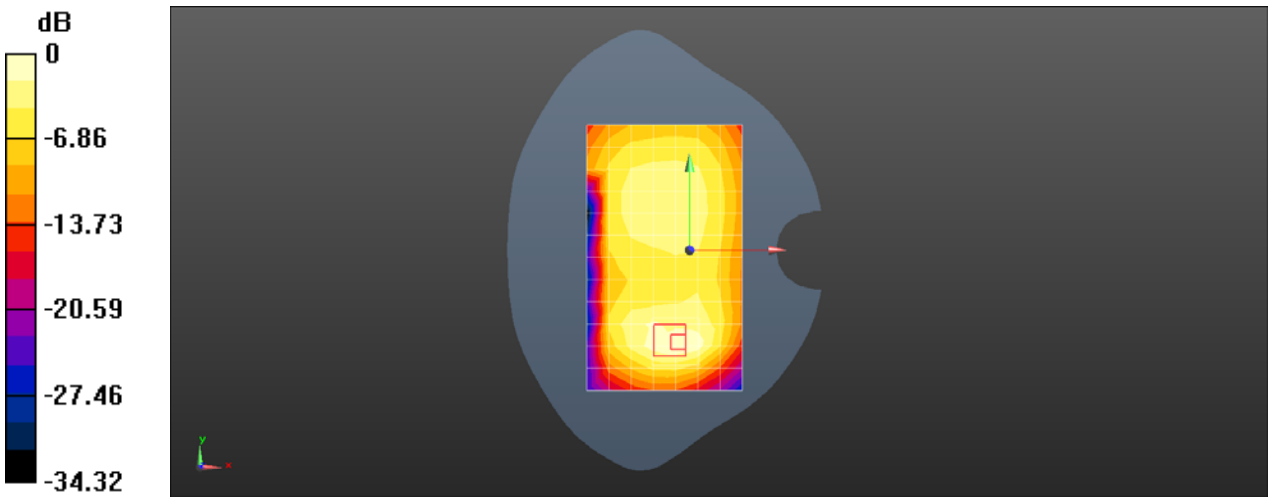

0 dB = 0.339 W/kg = -4.70 dBW/kg

Date: 2020-09-08

Test Laboratory: SGS-SAR Lab

VIVO_V2028 GSM 850 GSM 190CH Right tilted Ant2

DUT: VIVO V2028; Type: Mobile Phone; Serial: 191cdcb0

Communication System: UID 0, GSM Only Communication System (0); Frequency: 836.6 MHz;Duty Cycle: 1:8.30042

Medium: HSL835;Medium parameters used: f = 837 MHz; σ = 0.922 S/m; ε_r = 42.388; ρ = 1000 kg/m^3
Phantom section: Right Section

DASY 5 Configuration:

- Probe: EX3DV4 - SN3789; ConvF(8.53, 8.53, 8.53); Calibrated: 2020-06-16;
- Sensor-Surface: 1.4mm (Mechanical Surface Detection)
- Electronics: DAE4 Sn1374; Calibrated: 2019-09-24
- Phantom: SAM5; Type: SAM; Serial: 1481
- DASY52 52.8.8(1258); SEMCAD X 14.6.10(7331)

Configuration/Head/Area Scan (8x14x1): Measurement grid: dx=15mm, dy=15mm
Maximum value of SAR (measured) = 0.926 W/kg

Configuration/Head/Zoom Scan (5x5x7)/Cube 0: Measurement grid: dx=8mm, dy=8mm, dz=5mm
Reference Value = 15.88 V/m; Power Drift = 0.01 dB
Peak SAR (extrapolated) = 1.16 W/kg
SAR(1 g) = 0.395 W/kg; SAR(10 g) = 0.189 W/kg
Maximum value of SAR (measured) = 0.760 W/kg



0 dB = 0.926 W/kg = -0.33 dBW/kg

Date: 2020-09-08

Test Laboratory: SGS-SAR Lab

VIVO_V2028 GSM 850 GSM 190CH Back side 15mm Ant2

DUT: VIVO V2028; Type: Mobile Phone; Serial: 191cdcb0

Communication System: UID 0, GSM Only Communication System (0); Frequency: 836.6 MHz;Duty Cycle: 1:8.30042

Medium: HSL835;Medium parameters used: f = 837 MHz; σ = 0.922 S/m; ε_r = 42.388; ρ = 1000 kg/m^3
Phantom section: Flat Section

DASY 5 Configuration:

- Probe: EX3DV4 - SN3789; ConvF(8.53, 8.53, 8.53); Calibrated: 2020-06-16;
- Sensor-Surface: 1.4mm (Mechanical Surface Detection)
- Electronics: DAE4 Sn1374; Calibrated: 2019-09-24
- Phantom: SAM5; Type: SAM; Serial: 1481
- DASY52 52.8.8(1258); SEMCAD X 14.6.10(7331)

Configuration/Body/Area Scan (8x13x1): Measurement grid: dx=15mm, dy=15mm
Maximum value of SAR (measured) = 0.107 W/kg

Configuration/Body/Zoom Scan (5x5x7)/Cube 0: Measurement grid: dx=8mm, dy=8mm, dz=5mm
Reference Value = 8.799 V/m; Power Drift = 0.02 dB
Peak SAR (extrapolated) = 0.126 W/kg
SAR(1 g) = 0.075 W/kg; SAR(10 g) = 0.049 W/kg
Maximum value of SAR (measured) = 0.104 W/kg

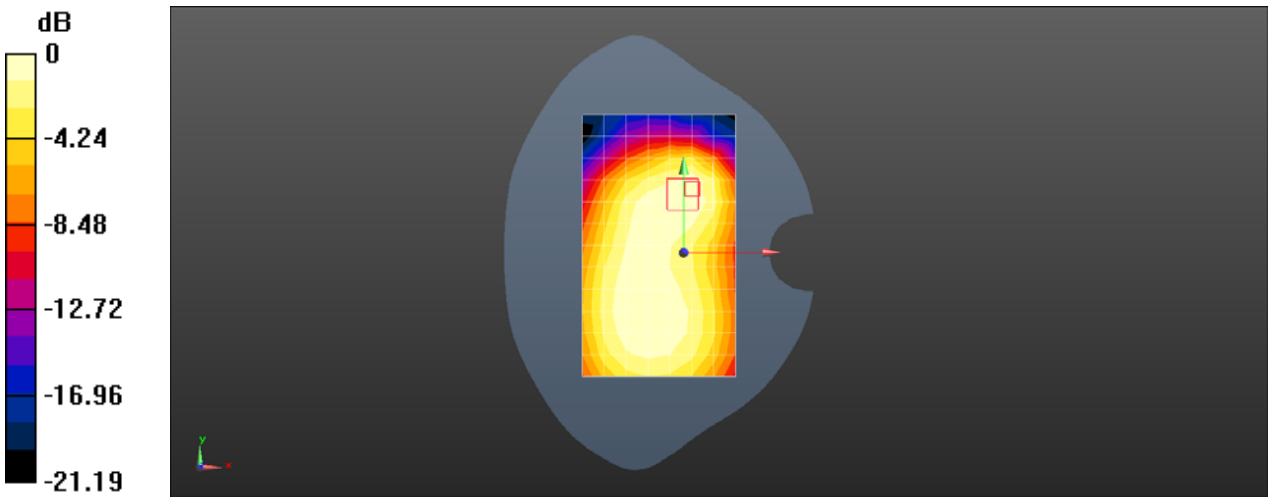

0 dB = 0.107 W/kg = -9.70 dBW/kg

Date: 2020-09-08

Test Laboratory: SGS-SAR Lab

VIVO_V2028 GSM 850 GPRS 2TS 190CH Back side 10mm Ant2

DUT: VIVO V2028; Type: Mobile Phone; Serial: 191cdcb0

Communication System: UID 0, GPRS/EGPRS Mode(2up) Communication System (0); Frequency: 836.6 MHz;Duty Cycle: 1:4.14954

Medium: HSL835;Medium parameters used: f = 837 MHz; σ = 0.922 S/m; ε_r = 42.388; ρ = 1000 kg/m^3
Phantom section: Flat Section

DASY 5 Configuration:

- Probe: EX3DV4 - SN3789; ConvF(8.53, 8.53, 8.53); Calibrated: 2020-06-16;
- Sensor-Surface: 1.4mm (Mechanical Surface Detection)
- Electronics: DAE4 Sn1374; Calibrated: 2019-09-24
- Phantom: SAM5; Type: SAM; Serial: 1481
- DASY52 52.8.8(1258); SEMCAD X 14.6.10(7331)

Configuration/Body/Area Scan (8x13x1): Measurement grid: dx=15mm, dy=15mm
Maximum value of SAR (measured) = 0.223 W/kg

Configuration/Body/Zoom Scan (5x5x7)/Cube 0: Measurement grid: dx=8mm, dy=8mm, dz=5mm
Reference Value = 9.859 V/m; Power Drift = -0.01 dB
Peak SAR (extrapolated) = 0.273 W/kg
SAR(1 g) = 0.148 W/kg; SAR(10 g) = 0.091 W/kg
Maximum value of SAR (measured) = 0.212 W/kg

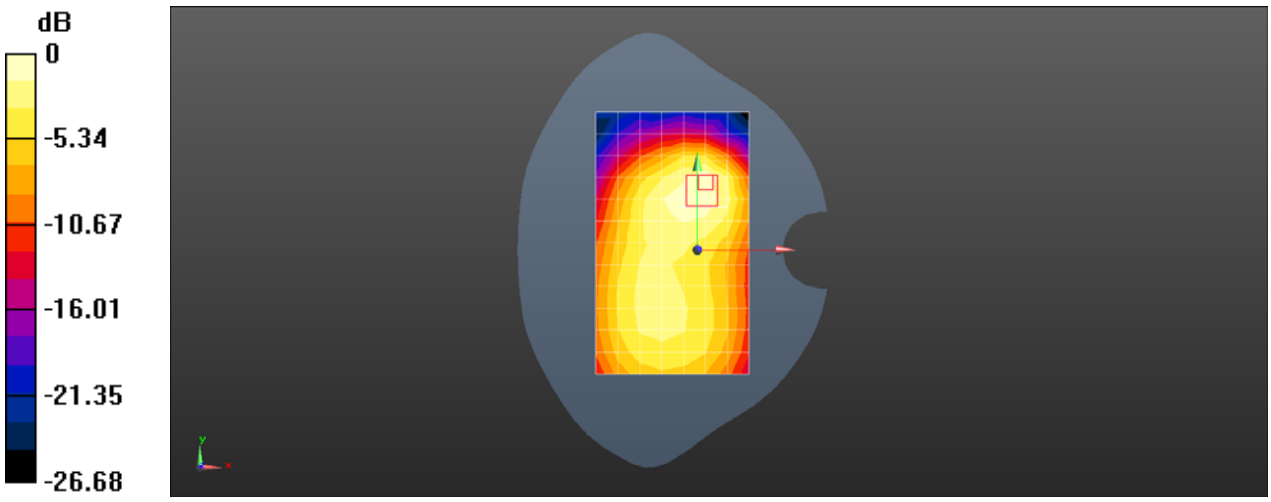

0 dB = 0.223 W/kg = -6.52 dBW/kg

Date: 2020-09-07

Test Laboratory: SGS-SAR Lab

VIVO_V2028 GSM 1900 GSM 661CH Left cheek Ant1

DUT: VIVO V2028; Type: Mobile Phone; Serial: 191cdcb0

Communication System: UID 0, GSM Only Communication System (0); Frequency: 1880 MHz;Duty Cycle: 1:8.30042

Medium: HSL1900;Medium parameters used: f = 1880 MHz; σ = 1.396 S/m; ε_r = 40.92; ρ = 1000 kg/m^3
Phantom section: Left Section

DASY 5 Configuration:

- Probe: EX3DV4 - SN3748; ConvF(7.35, 7.35, 7.35); Calibrated: 2020-07-29;
- Sensor-Surface: 1.4mm (Mechanical Surface Detection)
- Electronics: DAE3 Sn414; Calibrated: 2019-12-17
- Phantom: SAM6; Type: SAM; Serial: 1824
- DASY52 52.8.8(1258); SEMCAD X 14.6.10(7331)

Configuration/Head/Area Scan (8x13x1): Measurement grid: dx=15mm, dy=15mm
Maximum value of SAR (measured) = 0.0625 W/kg

Configuration/Head/Zoom Scan (5x5x7)/Cube 0: Measurement grid: dx=8mm, dy=8mm, dz=5mm
Reference Value = 3.160 V/m; Power Drift = 0.08 dB
Peak SAR (extrapolated) = 0.0810 W/kg
SAR(1 g) = 0.051 W/kg; SAR(10 g) = 0.033 W/kg
Maximum value of SAR (measured) = 0.0701 W/kg



0 dB = 0.0625 W/kg = -12.04 dBW/kg

Date: 2020-09-07

Test Laboratory: SGS-SAR Lab

VIVO_V2028 GSM 1900 GSM 661CH Back side 15mm Ant1

DUT: VIVO V2028; Type: Mobile Phone; Serial: 191cdcb0

Communication System: UID 0, GSM Only Communication System (0); Frequency: 1880 MHz;Duty Cycle: 1:8.30042

Medium: HSL1900;Medium parameters used: f = 1880 MHz; σ = 1.396 S/m; ε_r = 40.92; ρ = 1000 kg/m^3
Phantom section: Flat Section

DASY 5 Configuration:

- Probe: EX3DV4 - SN3748; ConvF(7.35, 7.35, 7.35); Calibrated: 2020-07-29;
- Sensor-Surface: 1.4mm (Mechanical Surface Detection)
- Electronics: DAE3 Sn414; Calibrated: 2019-12-17
- Phantom: SAM6; Type: SAM; Serial: 1824
- DASY52 52.8.8(1258); SEMCAD X 14.6.10(7331)

Configuration/Body/Area Scan (8x13x1): Measurement grid: dx=15mm, dy=15mm
Maximum value of SAR (measured) = 0.140 W/kg

Configuration/Body/Zoom Scan (5x5x7)/Cube 0: Measurement grid: dx=8mm, dy=8mm, dz=5mm
Reference Value = 6.032 V/m; Power Drift = 0.08 dB
Peak SAR (extrapolated) = 0.174 W/kg
SAR(1 g) = 0.101 W/kg; SAR(10 g) = 0.058 W/kg
Maximum value of SAR (measured) = 0.148 W/kg

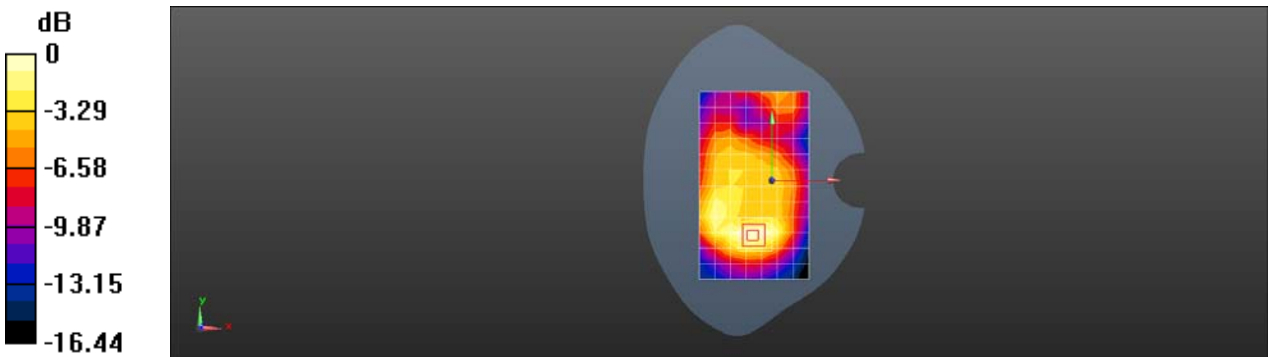

0 dB = 0.140 W/kg = -8.53 dBW/kg

Date: 2020-09-07

Test Laboratory: SGS-SAR Lab

VIVO_V2028 GSM 1900 GPRS 2TS 661CH Bottom side 10mm Ant1

DUT: VIVO V2028; Type: Mobile Phone; Serial: 191cdcb0

Communication System: UID 0, GPRS/EGPRS Mode(2up) Communication System (0); Frequency: 1880 MHz;Duty Cycle: 1:4.14954

Medium: HSL1900;Medium parameters used: f = 1880 MHz; σ = 1.396 S/m; ε_r = 40.92; ρ = 1000 kg/m^3
Phantom section: Flat Section

DASY 5 Configuration:

- Probe: EX3DV4 - SN3748; ConvF(7.35, 7.35, 7.35); Calibrated: 2020-07-29;
- Sensor-Surface: 1.4mm (Mechanical Surface Detection)
- Electronics: DAE3 Sn414; Calibrated: 2019-12-17
- Phantom: SAM6; Type: SAM; Serial: 1824
- DASY52 52.8.8(1258); SEMCAD X 14.6.10(7331)

Configuration/Body/Area Scan (5x7x1): Measurement grid: dx=15mm, dy=15mm
Maximum value of SAR (measured) = 1.15 W/kg

Configuration/Body/Zoom Scan (5x5x7)/Cube 0: Measurement grid: dx=8mm, dy=8mm, dz=5mm
Reference Value = 21.26 V/m; Power Drift = 0.07 dB
Peak SAR (extrapolated) = 1.05 W/kg
SAR(1 g) = 0.567 W/kg; SAR(10 g) = 0.294 W/kg
Maximum value of SAR (measured) = 0.877 W/kg

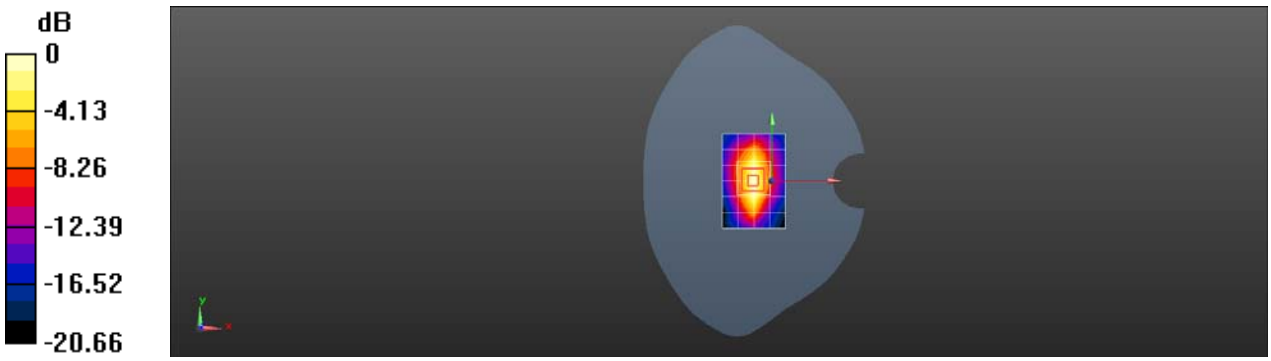

0 dB = 1.15 W/kg = 0.59 dBW/kg

Date: 2020-09-07

Test Laboratory: SGS-SAR Lab

VIVO_V2028 GSM 1900 GSM 661CH Right tilted Ant2

DUT: VIVO V2028; Type: Mobile Phone; Serial: 191cdcb0

Communication System: UID 0, GSM Only Communication System (0); Frequency: 1880 MHz;Duty Cycle: 1:8.30042

Medium: HSL1900;Medium parameters used: f = 1880 MHz; σ = 1.396 S/m; ε_r = 40.92; ρ = 1000 kg/m^3
Phantom section: Right Section

DASY 5 Configuration:

- Probe: EX3DV4 - SN3748; ConvF(7.35, 7.35, 7.35); Calibrated: 2020-07-29;
- Sensor-Surface: 1.4mm (Mechanical Surface Detection)
- Electronics: DAE3 Sn414; Calibrated: 2019-12-17
- Phantom: SAM6; Type: SAM; Serial: 1824
- DASY52 52.8.8(1258); SEMCAD X 14.6.10(7331)

Configuration/Head/Area Scan (8x14x1): Measurement grid: dx=15mm, dy=15mm
Maximum value of SAR (measured) = 0.534 W/kg

Configuration/Head/Zoom Scan (5x5x7)/Cube 0: Measurement grid: dx=8mm, dy=8mm, dz=5mm
Reference Value = 14.89 V/m; Power Drift = -0.05 dB
Peak SAR (extrapolated) = 1.13 W/kg
SAR(1 g) = 0.505 W/kg; SAR(10 g) = 0.224 W/kg
Maximum value of SAR (measured) = 0.850 W/kg

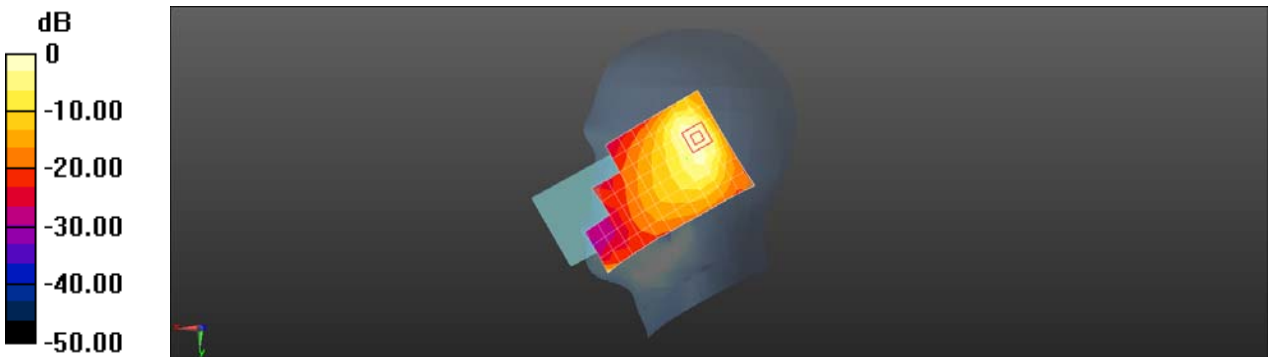

0 dB = 0.534 W/kg = -2.72 dBW/kg

Date: 2020-09-07

Test Laboratory: SGS-SAR Lab

VIVO_V2028 GSM 1900 GSM 661CH Back side 15mm Ant2

DUT: VIVO V2028; Type: Mobile Phone; Serial: 191cdcb0

Communication System: UID 0, GSM Only Communication System (0); Frequency: 1880 MHz;Duty Cycle: 1:8.30042

Medium: HSL1900;Medium parameters used: f = 1880 MHz; σ = 1.396 S/m; ε_r = 40.92; ρ = 1000 kg/m^3
Phantom section: Flat Section

DASY 5 Configuration:

- Probe: EX3DV4 - SN3748; ConvF(7.35, 7.35, 7.35); Calibrated: 2020-07-29;
- Sensor-Surface: 1.4mm (Mechanical Surface Detection)
- Electronics: DAE3 Sn414; Calibrated: 2019-12-17
- Phantom: SAM6; Type: SAM; Serial: 1824
- DASY52 52.8.8(1258); SEMCAD X 14.6.10(7331)

Configuration/Body/Area Scan (8x13x1): Measurement grid: dx=15mm, dy=15mm
Maximum value of SAR (measured) = 0.264 W/kg

Configuration/Body/Zoom Scan (5x5x7)/Cube 0: Measurement grid: dx=8mm, dy=8mm, dz=5mm
Reference Value = 6.628 V/m; Power Drift = -0.08 dB
Peak SAR (extrapolated) = 0.369 W/kg
SAR(1 g) = 0.201 W/kg; SAR(10 g) = 0.111 W/kg
Maximum value of SAR (measured) = 0.305 W/kg

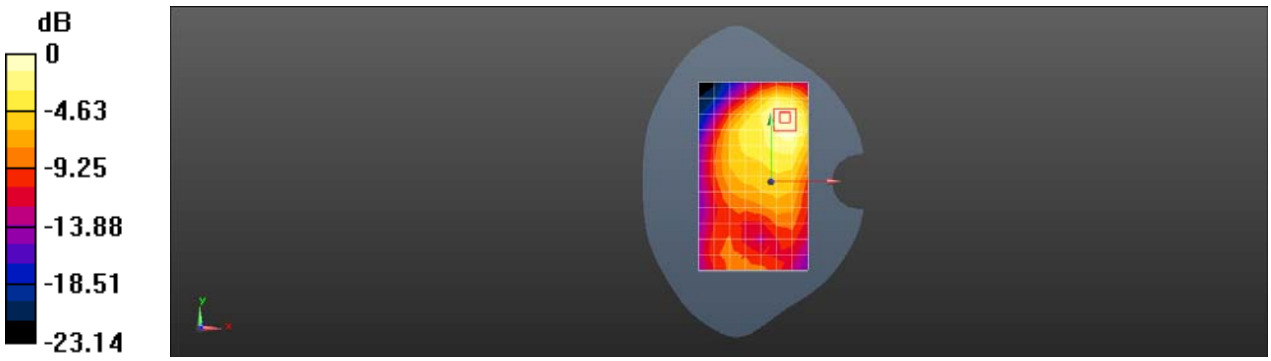

0 dB = 0.264 W/kg = -5.78 dBW/kg

Date: 2020-09-07

Test Laboratory: SGS-SAR Lab

VIVO_V2028 GSM 1900 GPRS 4TS 661CH Top side 10mm Ant2

DUT: VIVO V2028; Type: Mobile Phone; Serial: 191cdc1b

Communication System: UID 0, GPRS/EGPRS Mode(4up) Communication System (0); Frequency: 1880 MHz;Duty Cycle: 1:2.0797

Medium: HSL1900;Medium parameters used: f = 1880 MHz; σ = 1.396 S/m; ε_r = 40.92; ρ = 1000 kg/m^3
Phantom section: Flat Section

DASY 5 Configuration:

- Probe: EX3DV4 - SN3748; ConvF(7.35, 7.35, 7.35); Calibrated: 2020-07-29;
- Sensor-Surface: 1.4mm (Mechanical Surface Detection)
- Electronics: DAE3 Sn414; Calibrated: 2019-12-17
- Phantom: SAM6; Type: SAM; Serial: 1824
- DASY52 52.8.8(1258); SEMCAD X 14.6.10(7331)

Configuration/Body/Area Scan (5x7x1): Measurement grid: dx=15mm, dy=15mm
Maximum value of SAR (measured) = 0.325 W/kg

Configuration/Body/Zoom Scan (5x5x7)/Cube 0: Measurement grid: dx=8mm, dy=8mm, dz=5mm
Reference Value = 10.59 V/m; Power Drift = 0.02 dB
Peak SAR (extrapolated) = 0.434 W/kg
SAR(1 g) = 0.217 W/kg; SAR(10 g) = 0.104 W/kg
Maximum value of SAR (measured) = 0.355 W/kg

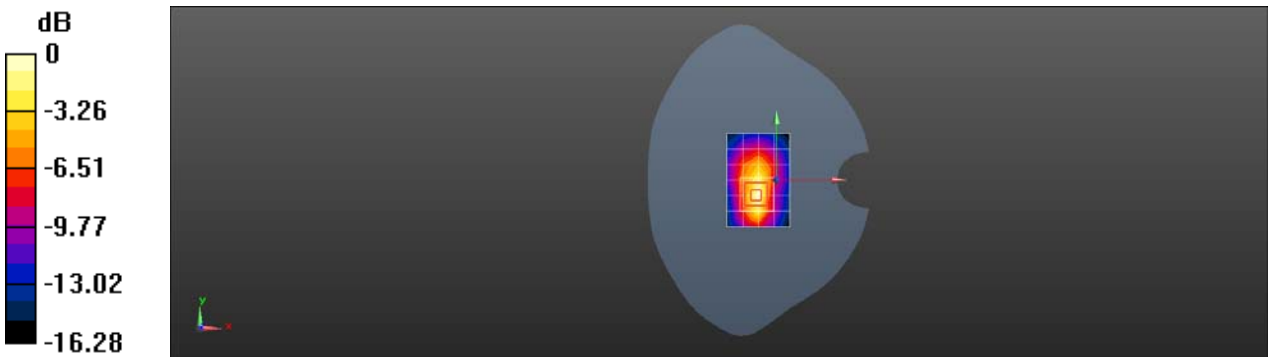

0 dB = 0.325 W/kg = -4.89 dBW/kg

Date: 2020-09-07

Test Laboratory: SGS-SAR Lab

VIVO_V2028 GSM 1900 GPRS 2TS 661CH Top side 0mm Ant2

DUT: VIVO V2028; Type: Mobile Phone; Serial: 191cdc1b

Communication System: UID 0, GPRS/EGPRS Mode(2up) Communication System (0); Frequency: 1880 MHz;Duty Cycle: 1:4.14954

Medium: HSL1900;Medium parameters used: f = 1880 MHz; σ = 1.396 S/m; ε_r = 40.92; ρ = 1000 kg/m^3
Phantom section: Flat Section

DASY 5 Configuration:

- Probe: EX3DV4 - SN3748; ConvF(7.35, 7.35, 7.35); Calibrated: 2020-07-29;
- Sensor-Surface: 1.4mm (Mechanical Surface Detection)
- Electronics: DAE3 Sn414; Calibrated: 2019-12-17
- Phantom: SAM6; Type: SAM; Serial: 1824
- DASY52 52.8.8(1258); SEMCAD X 14.6.10(7331)

Configuration/Body/Area Scan (5x7x1): Measurement grid: dx=15mm, dy=15mm
Maximum value of SAR (measured) = 7.25 W/kg

Configuration/Body/Zoom Scan (5x5x7)/Cube 0: Measurement grid: dx=8mm, dy=8mm, dz=5mm
Reference Value = 38.24 V/m; Power Drift = 0.08 dB
Peak SAR (extrapolated) = 9.32 W/kg
SAR(1 g) = 3.06 W/kg; SAR(10 g) = 1.08 W/kg
Maximum value of SAR (measured) = 7.44 W/kg

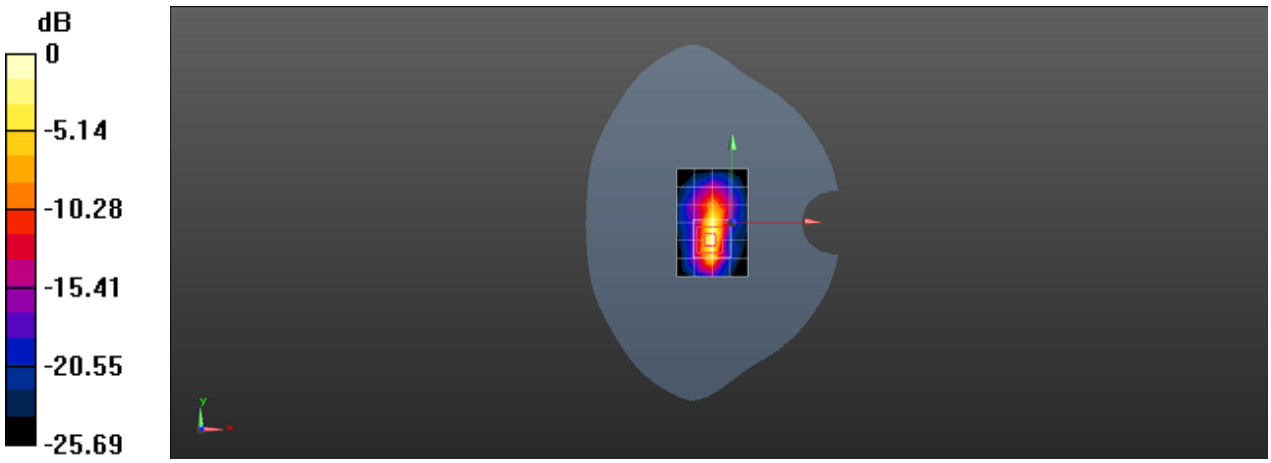

0 dB = 7.44 W/kg = 8.72 dBW/kg

Date: 2020-09-07

Test Laboratory: SGS-SAR Lab

VIVO_V2028 WCDMA Band II 9400CH Right cheek Ant1

DUT: VIVO V2028; Type: Mobile Phone; Serial: 191cdcb0

Communication System: UID 0, WCDMA (0); Frequency: 1880 MHz;Duty Cycle: 1:1

Medium: HSL1900;Medium parameters used: f = 1880 MHz; σ = 1.396 S/m; ε_r = 40.92; ρ = 1000 kg/m^3
Phantom section: Right Section

DASY 5 Configuration:

- Probe: EX3DV4 - SN3748; ConvF(7.35, 7.35, 7.35); Calibrated: 2020-07-29;
- Sensor-Surface: 1.4mm (Mechanical Surface Detection)
- Electronics: DAE3 Sn414; Calibrated: 2019-12-17
- Phantom: SAM6; Type: SAM; Serial: 1824
- DASY52 52.8.8(1258); SEMCAD X 14.6.10(7331)

Configuration/Head/Area Scan (8x13x1): Measurement grid: dx=15mm, dy=15mm
Maximum value of SAR (measured) = 0.0819 W/kg

Configuration/Head/Zoom Scan (5x5x7)/Cube 0: Measurement grid: dx=8mm, dy=8mm, dz=5mm
Reference Value = 3.048 V/m; Power Drift = 0.06 dB
Peak SAR (extrapolated) = 0.0960 W/kg
SAR(1 g) = 0.059 W/kg; SAR(10 g) = 0.037 W/kg
Maximum value of SAR (measured) = 0.0808 W/kg

0 dB = 0.0819 W/kg = -10.87 dBW/kg

Date: 2020-09-07

Test Laboratory: SGS-SAR Lab

VIVO_V2028 WCDMA Band II 9400CH Back side 15mm Ant1

DUT: VIVO V2028; Type: Mobile Phone; Serial: 191cdcb0

Communication System: UID 0, WCDMA (0); Frequency: 1880 MHz;Duty Cycle: 1:1

Medium: HSL1900;Medium parameters used: f = 1880 MHz; σ = 1.396 S/m; ε_r = 40.92; ρ = 1000 kg/m^3
Phantom section: Flat Section

DASY 5 Configuration:

- Probe: EX3DV4 - SN3748; ConvF(7.35, 7.35, 7.35); Calibrated: 2020-07-29;
- Sensor-Surface: 1.4mm (Mechanical Surface Detection)
- Electronics: DAE3 Sn414; Calibrated: 2019-12-17
- Phantom: SAM6; Type: SAM; Serial: 1824
- DASY52 52.8.8(1258); SEMCAD X 14.6.10(7331)

Configuration/Body/Area Scan (8x13x1): Measurement grid: dx=15mm, dy=15mm
Maximum value of SAR (measured) = 0.203 W/kg

Configuration/Body/Zoom Scan (5x5x7)/Cube 0: Measurement grid: dx=8mm, dy=8mm, dz=5mm
Reference Value = 7.949 V/m; Power Drift = 0.02 dB
Peak SAR (extrapolated) = 0.285 W/kg
SAR(1 g) = 0.165 W/kg; SAR(10 g) = 0.094 W/kg
Maximum value of SAR (measured) = 0.242 W/kg

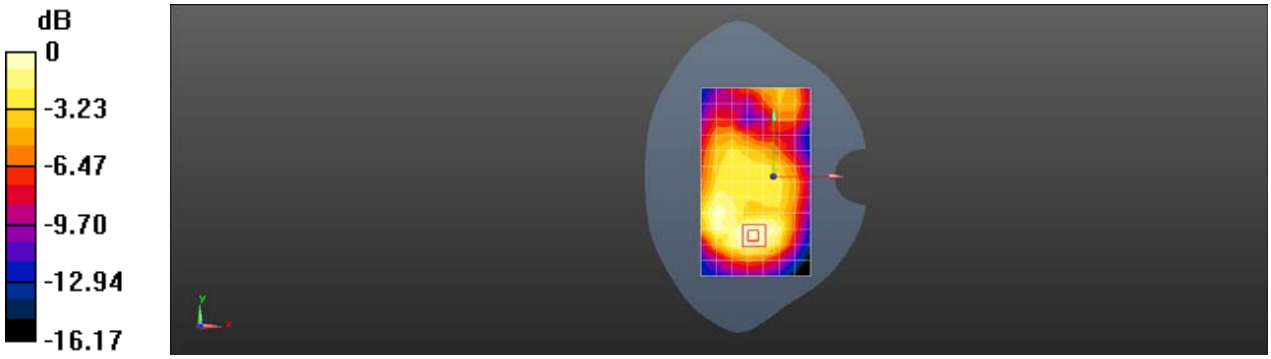

0 dB = 0.203 W/kg = -6.92 dBW/kg

Date: 2020-09-07

Test Laboratory: SGS-SAR Lab

VIVO_V2028 WCDMA Band II 9262CH Bottom side 10mm Ant1

DUT: VIVO V2028; Type: Mobile Phone; Serial: 191cdcb0

Communication System: UID 0, WCDMA (0); Frequency: 1852.4 MHz;Duty Cycle: 1:1

Medium: HSL1900;Medium parameters used (interpolated): f = 1852.4 MHz; σ = 1.386 S/m; ε_r = 40.996; ρ = 1000 kg/m^3
Phantom section: Flat Section

DASY 5 Configuration:

- Probe: EX3DV4 - SN3748; ConvF(7.35, 7.35, 7.35); Calibrated: 2020-07-29;
- Sensor-Surface: 1.4mm (Mechanical Surface Detection)
- Electronics: DAE3 Sn414; Calibrated: 2019-12-17
- Phantom: SAM6; Type: SAM; Serial: 1824
- DASY52 52.8.8(1258); SEMCAD X 14.6.10(7331)

Configuration/Body/Area Scan (5x7x1): Measurement grid: dx=15mm, dy=15mm
Maximum value of SAR (measured) = 1.18 W/kg

Configuration/Body/Zoom Scan (5x5x7)/Cube 0: Measurement grid: dx=8mm, dy=8mm, dz=5mm
Reference Value = 25.21 V/m; Power Drift = -0.08 dB
Peak SAR (extrapolated) = 1.10 W/kg
SAR(1 g) = 0.620 W/kg; SAR(10 g) = 0.341 W/kg
Maximum value of SAR (measured) = 0.921 W/kg

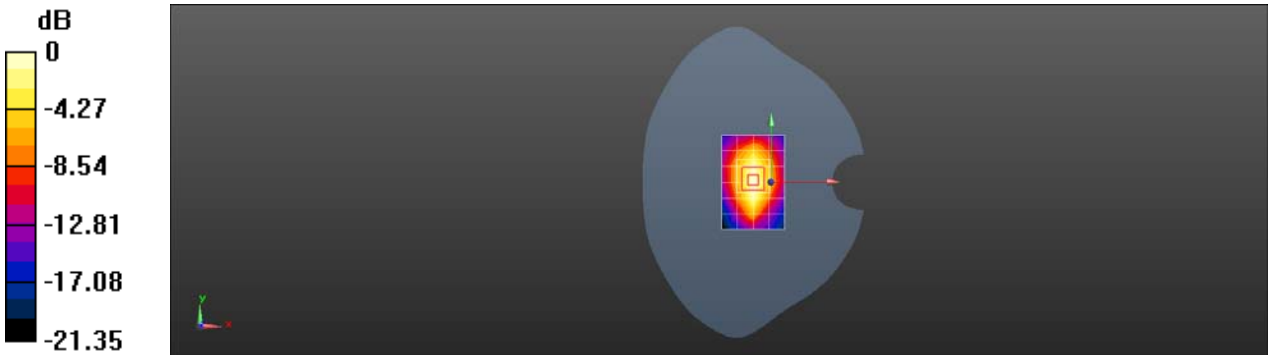

0 dB = 1.18 W/kg = 0.73 dBW/kg

Date: 2020-09-07

Test Laboratory: SGS-SAR Lab

VIVO_V2028 WCDMA Band II 9538CH Right tilted Ant2

DUT: VIVO V2028; Type: Mobile Phone; Serial: 191cdcb0

Communication System: UID 0, WCDMA (0); Frequency: 1907.6 MHz;Duty Cycle: 1:1

Medium: HSL1900;Medium parameters used: f = 1908 MHz; σ = 1.418 S/m; ε_r = 40.817; ρ = 1000 kg/m^3
Phantom section: Right Section

DASY 5 Configuration:

- Probe: EX3DV4 - SN3748; ConvF(7.35, 7.35, 7.35); Calibrated: 2020-07-29;
- Sensor-Surface: 1.4mm (Mechanical Surface Detection)
- Electronics: DAE3 Sn414; Calibrated: 2019-12-17
- Phantom: SAM6; Type: SAM; Serial: 1824
- DASY52 52.8.8(1258); SEMCAD X 14.6.10(7331)

Configuration/Head/Area Scan (8x14x1): Measurement grid: dx=15mm, dy=15mm
Maximum value of SAR (measured) = 0.905 W/kg

Configuration/Head/Zoom Scan (5x5x7)/Cube 0: Measurement grid: dx=8mm, dy=8mm, dz=5mm
Reference Value = 15.61 V/m; Power Drift = 0.04 dB
Peak SAR (extrapolated) = 1.42 W/kg
SAR(1 g) = 0.634 W/kg; SAR(10 g) = 0.279 W/kg
Maximum value of SAR (measured) = 1.05 W/kg

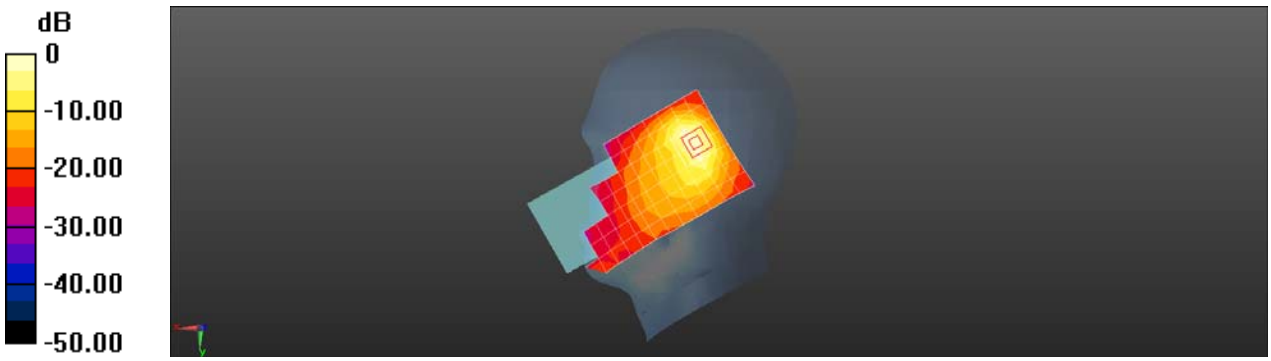

0 dB = 0.905 W/kg = -0.44 dBW/kg

Date: 2020-09-07

Test Laboratory: SGS-SAR Lab

VIVO_V2028 WCDMA Band II 9400CH Back side 15mm Ant2

DUT: VIVO V2028; Type: Mobile Phone; Serial: 191cdcb0

Communication System: UID 0, WCDMA (0); Frequency: 1880 MHz;Duty Cycle: 1:1

Medium: HSL1900;Medium parameters used: f = 1880 MHz; σ = 1.396 S/m; ε_r = 40.92; ρ = 1000 kg/m^3
Phantom section: Flat Section

DASY 5 Configuration:

- Probe: EX3DV4 - SN3748; ConvF(7.35, 7.35, 7.35); Calibrated: 2020-07-29;
- Sensor-Surface: 1.4mm (Mechanical Surface Detection)
- Electronics: DAE3 Sn414; Calibrated: 2019-12-17
- Phantom: SAM6; Type: SAM; Serial: 1824
- DASY52 52.8.8(1258); SEMCAD X 14.6.10(7331)

Configuration/Body/Area Scan (8x13x1): Measurement grid: dx=15mm, dy=15mm
Maximum value of SAR (measured) = 0.350 W/kg

Configuration/Body/Zoom Scan (5x5x7)/Cube 0: Measurement grid: dx=8mm, dy=8mm, dz=5mm
Reference Value = 6.955 V/m; Power Drift = 0.07 dB
Peak SAR (extrapolated) = 0.480 W/kg
SAR(1 g) = 0.265 W/kg; SAR(10 g) = 0.149 W/kg
Maximum value of SAR (measured) = 0.398 W/kg

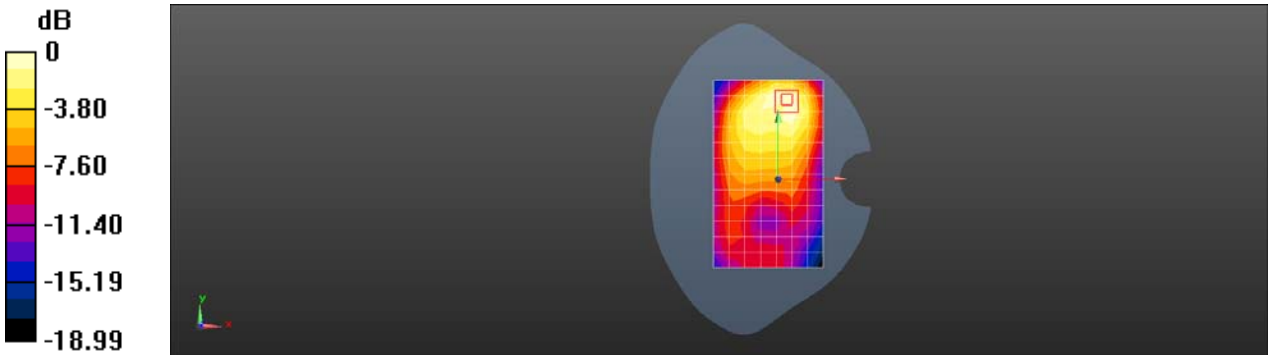

0 dB = 0.350 W/kg = -4.56 dBW/kg

Date: 2020-09-07

Test Laboratory: SGS-SAR Lab

VIVO_V2028 WCDMA Band II 9400CH Top side 10mm Ant2

DUT: VIVO V2028; Type: Mobile Phone; Serial: 191cdc1b

Communication System: UID 0, WCDMA (0); Frequency: 1880 MHz;Duty Cycle: 1:1

Medium: HSL1900;Medium parameters used: f = 1880 MHz; σ = 1.396 S/m; ε_r = 40.92; ρ = 1000 kg/m^3
Phantom section: Flat Section

DASY 5 Configuration:

- Probe: EX3DV4 - SN3748; ConvF(7.35, 7.35, 7.35); Calibrated: 2020-07-29;
- Sensor-Surface: 1.4mm (Mechanical Surface Detection)
- Electronics: DAE3 Sn414; Calibrated: 2019-12-17
- Phantom: SAM6; Type: SAM; Serial: 1824
- DASY52 52.8.8(1258); SEMCAD X 14.6.10(7331)

Configuration/Body/Area Scan (5x7x1): Measurement grid: dx=15mm, dy=15mm
Maximum value of SAR (measured) = 0.262 W/kg

Configuration/Body/Zoom Scan (5x5x7)/Cube 0: Measurement grid: dx=8mm, dy=8mm, dz=5mm
Reference Value = 9.733 V/m; Power Drift = -0.01 dB
Peak SAR (extrapolated) = 0.311 W/kg
SAR(1 g) = 0.158 W/kg; SAR(10 g) = 0.076 W/kg
Maximum value of SAR (measured) = 0.257 W/kg

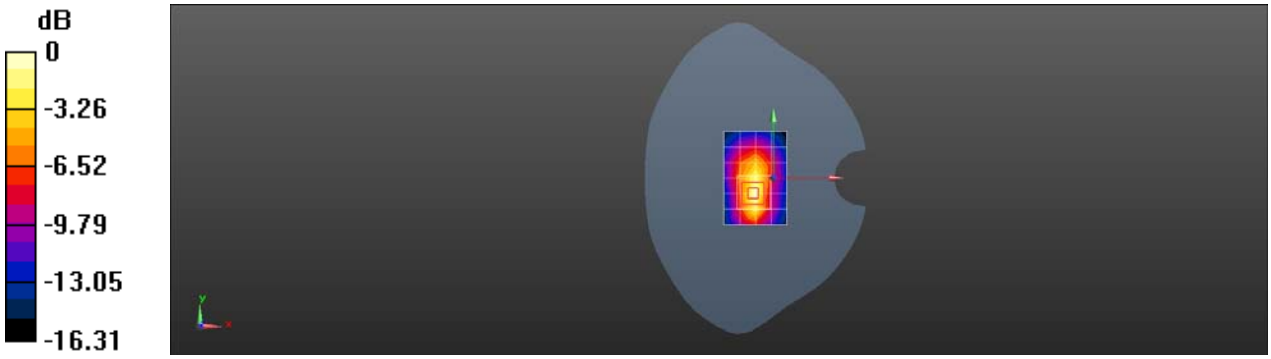

0 dB = 0.262 W/kg = -5.81 dBW/kg

Date: 2020-09-07

Test Laboratory: SGS-SAR Lab

VIVO_V2028 WCDMA Band II 9538CH Top side 0mm Ant2

DUT: VIVO V2028; Type: Mobile Phone; Serial: 191cdc1b

Communication System: UID 0, WCDMA (0); Frequency: 1907.6 MHz;Duty Cycle: 1:1

Medium: HSL1900;Medium parameters used: f = 1908 MHz; σ = 1.418 S/m; ε_r = 40.817; ρ = 1000 kg/m^3
Phantom section: Flat Section

DASY 5 Configuration:

- Probe: EX3DV4 - SN3748; ConvF(7.35, 7.35, 7.35); Calibrated: 2020-07-29;
- Sensor-Surface: 1.4mm (Mechanical Surface Detection)
- Electronics: DAE3 Sn414; Calibrated: 2019-12-17
- Phantom: SAM6; Type: SAM; Serial: 1824
- DASY52 52.8.8(1258); SEMCAD X 14.6.10(7331)

Configuration/Body/Area Scan (5x7x1): Measurement grid: dx=15mm, dy=15mm
Maximum value of SAR (measured) = 5.59 W/kg

Configuration/Body/Zoom Scan (5x5x7)/Cube 0: Measurement grid: dx=8mm, dy=8mm, dz=5mm
Reference Value = 32.48 V/m; Power Drift = 0.07 dB
Peak SAR (extrapolated) = 7.43 W/kg
SAR(1 g) = 2.38 W/kg; SAR(10 g) = 0.836 W/kg
Maximum value of SAR (measured) = 5.75 W/kg

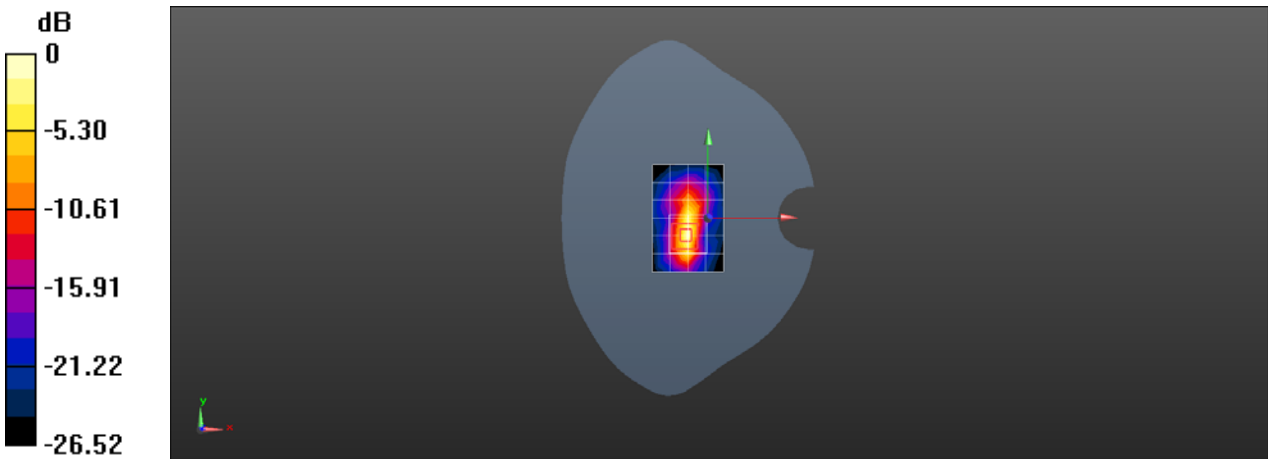

0 dB = 5.75 W/kg = 7.60 dBW/kg

Date: 2020-09-06

Test Laboratory: SGS-SAR Lab

VIVO_V2028 WCDMA Band IV 1412CH Left cheek Ant1

DUT: VIVO V2028; Type: Mobile Phone; Serial: 191cdcb0

Communication System: UID 0, WCDMA (0); Frequency: 1732.4 MHz;Duty Cycle: 1:1

Medium: HSL1750;Medium parameters used (interpolated): f = 1732.4 MHz; σ = 1.348 S/m; ε_r = 38.857; ρ = 1000 kg/m^3
Phantom section: Left Section

DASY 5 Configuration:

- Probe: EX3DV4 - SN3748; ConvF(7.68, 7.68, 7.68); Calibrated: 2020-07-29;
- Sensor-Surface: 1.4mm (Mechanical Surface Detection)
- Electronics: DAE3 Sn414; Calibrated: 2019-12-17
- Phantom: SAM6; Type: SAM; Serial: 1824
- DASY52 52.8.8(1258); SEMCAD X 14.6.10(7331)

Configuration/Head/Area Scan (8x13x1): Measurement grid: dx=15mm, dy=15mm
Maximum value of SAR (measured) = 0.0878 W/kg

Configuration/Head/Zoom Scan (5x5x7)/Cube 0: Measurement grid: dx=8mm, dy=8mm, dz=5mm
Reference Value = 3.162 V/m; Power Drift = 0.05 dB
Peak SAR (extrapolated) = 0.107 W/kg
SAR(1 g) = 0.066 W/kg; SAR(10 g) = 0.042 W/kg
Maximum value of SAR (measured) = 0.0901 W/kg



0 dB = 0.0878 W/kg = -10.56 dBW/kg

Date: 2020-09-06

Test Laboratory: SGS-SAR Lab

VIVO_V2028 WCDMA Band IV 1412CH Back side 15mm Ant1

DUT: VIVO V2028; Type: Mobile Phone; Serial: 191cdcb0

Communication System: UID 0, WCDMA (0); Frequency: 1732.4 MHz;Duty Cycle: 1:1

Medium: HSL1750;Medium parameters used (interpolated): f = 1732.4 MHz; σ = 1.348 S/m; ε_r = 38.857; ρ = 1000 kg/m^3
Phantom section: Flat Section

DASY 5 Configuration:

- Probe: EX3DV4 - SN3748; ConvF(7.68, 7.68, 7.68); Calibrated: 2020-07-29;
- Sensor-Surface: 1.4mm (Mechanical Surface Detection)
- Electronics: DAE3 Sn414; Calibrated: 2019-12-17
- Phantom: SAM6; Type: SAM; Serial: 1824
- DASY52 52.8.8(1258); SEMCAD X 14.6.10(7331)

Configuration/Body/Area Scan (8x13x1): Measurement grid: dx=15mm, dy=15mm
Maximum value of SAR (measured) = 0.173 W/kg

Configuration/Body/Zoom Scan (5x5x7)/Cube 0: Measurement grid: dx=8mm, dy=8mm, dz=5mm
Reference Value = 6.389 V/m; Power Drift = 0.09 dB
Peak SAR (extrapolated) = 0.247 W/kg
SAR(1 g) = 0.145 W/kg; SAR(10 g) = 0.084 W/kg
Maximum value of SAR (measured) = 0.211 W/kg

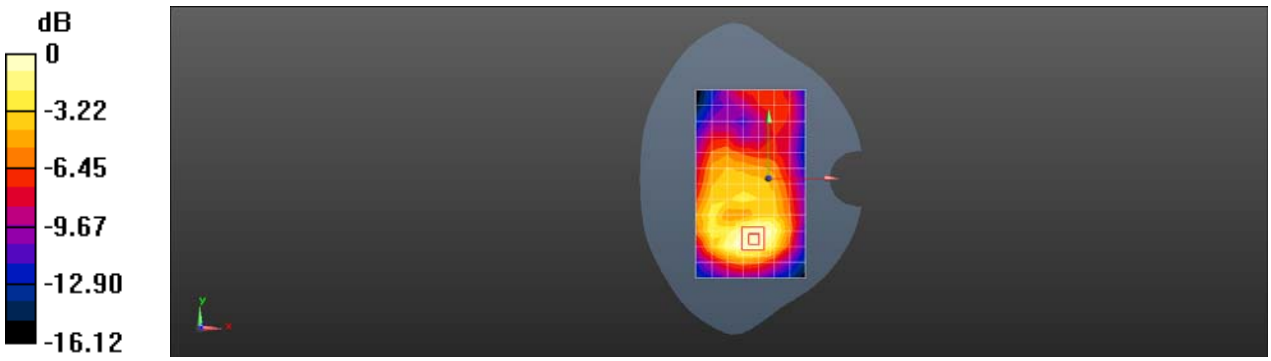

0 dB = 0.173 W/kg = -7.61 dBW/kg

Date: 2020-09-06

Test Laboratory: SGS-SAR Lab

VIVO_V2028 WCDMA Band IV 1412CH Bottom side 10mm Ant1

DUT: VIVO V2028; Type: Mobile Phone; Serial: 191cdcb0

Communication System: UID 0, WCDMA (0); Frequency: 1732.4 MHz;Duty Cycle: 1:1

Medium: HSL1750;Medium parameters used (interpolated): f = 1732.4 MHz; σ = 1.348 S/m; ε_r = 38.857; ρ = 1000 kg/m^3
Phantom section: Flat Section

DASY 5 Configuration:

- Probe: EX3DV4 - SN3748; ConvF(7.68, 7.68, 7.68); Calibrated: 2020-07-29;
- Sensor-Surface: 1.4mm (Mechanical Surface Detection)
- Electronics: DAE3 Sn414; Calibrated: 2019-12-17
- Phantom: SAM6; Type: SAM; Serial: 1824
- DASY52 52.8.8(1258); SEMCAD X 14.6.10(7331)

Configuration/Body/Area Scan (5x7x1): Measurement grid: dx=15mm, dy=15mm
Maximum value of SAR (measured) = 0.651 W/kg

Configuration/Body/Zoom Scan (5x5x7)/Cube 0: Measurement grid: dx=8mm, dy=8mm, dz=5mm
Reference Value = 18.93 V/m; Power Drift = 0.06 dB
Peak SAR (extrapolated) = 0.789 W/kg
SAR(1 g) = 0.442 W/kg; SAR(10 g) = 0.240 W/kg
Maximum value of SAR (measured) = 0.662 W/kg

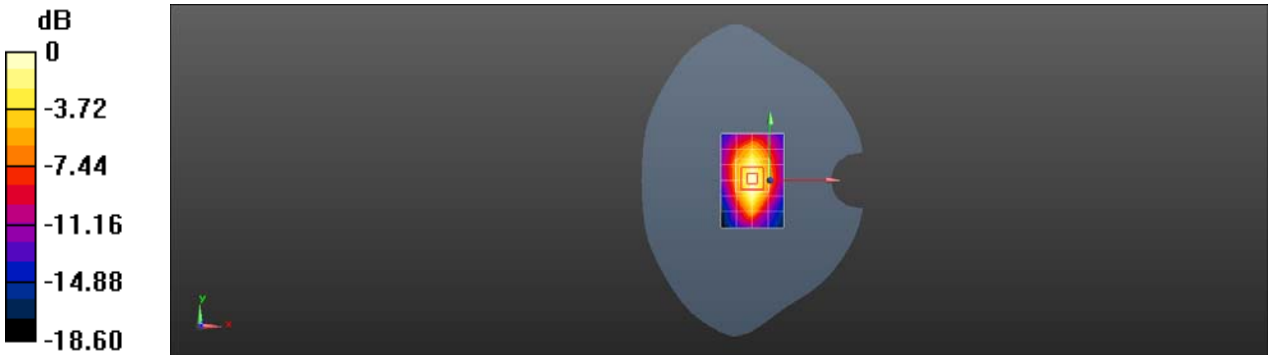

0 dB = 0.651 W/kg = -1.86 dBW/kg

Date: 2020-09-06

Test Laboratory: SGS-SAR Lab

VIVO_V2028 WCDMA Band IV 1412CH Right tilted Ant2

DUT: VIVO V2028; Type: Mobile Phone; Serial: 191cdcb0

Communication System: UID 0, WCDMA (0); Frequency: 1732.4 MHz;Duty Cycle: 1:1

Medium: HSL1750;Medium parameters used (interpolated): f = 1732.4 MHz; σ = 1.348 S/m; ε_r = 38.857; ρ = 1000 kg/m^3
Phantom section: Right Section

DASY 5 Configuration:

- Probe: EX3DV4 - SN3748; ConvF(7.68, 7.68, 7.68); Calibrated: 2020-07-29;
- Sensor-Surface: 1.4mm (Mechanical Surface Detection)
- Electronics: DAE3 Sn414; Calibrated: 2019-12-17
- Phantom: SAM6; Type: SAM; Serial: 1824
- DASY52 52.8.8(1258); SEMCAD X 14.6.10(7331)

Configuration/Head/Area Scan (8x14x1): Measurement grid: dx=15mm, dy=15mm
Maximum value of SAR (measured) = 0.831 W/kg

Configuration/Head/Zoom Scan (5x5x7)/Cube 0: Measurement grid: dx=8mm, dy=8mm, dz=5mm
Reference Value = 15.37 V/m; Power Drift = 0.06 dB
Peak SAR (extrapolated) = 1.27 W/kg
SAR(1 g) = 0.579 W/kg; SAR(10 g) = 0.259 W/kg
Maximum value of SAR (measured) = 0.960 W/kg



0 dB = 0.831 W/kg = -0.80 dBW/kg

Date: 2020-09-06

Test Laboratory: SGS-SAR Lab

VIVO_V2028 WCDMA Band IV 1412CH Back side 15mm Ant2

DUT: VIVO V2028; Type: Mobile Phone; Serial: 191cdcb0

Communication System: UID 0, WCDMA (0); Frequency: 1732.4 MHz;Duty Cycle: 1:1

Medium: HSL1750;Medium parameters used (interpolated): f = 1732.4 MHz; σ = 1.348 S/m; ε_r = 38.857; ρ = 1000 kg/m^3
Phantom section: Flat Section

DASY 5 Configuration:

- Probe: EX3DV4 - SN3748; ConvF(7.68, 7.68, 7.68); Calibrated: 2020-07-29;
- Sensor-Surface: 1.4mm (Mechanical Surface Detection)
- Electronics: DAE3 Sn414; Calibrated: 2019-12-17
- Phantom: SAM6; Type: SAM; Serial: 1824
- DASY52 52.8.8(1258); SEMCAD X 14.6.10(7331)

Configuration/Body/Area Scan (8x13x1): Measurement grid: dx=15mm, dy=15mm
Maximum value of SAR (measured) = 0.213 W/kg

Configuration/Body/Zoom Scan (5x5x7)/Cube 0: Measurement grid: dx=8mm, dy=8mm, dz=5mm
Reference Value = 6.251 V/m; Power Drift = 0.04 dB
Peak SAR (extrapolated) = 0.270 W/kg
SAR(1 g) = 0.149 W/kg; SAR(10 g) = 0.085 W/kg
Maximum value of SAR (measured) = 0.219 W/kg

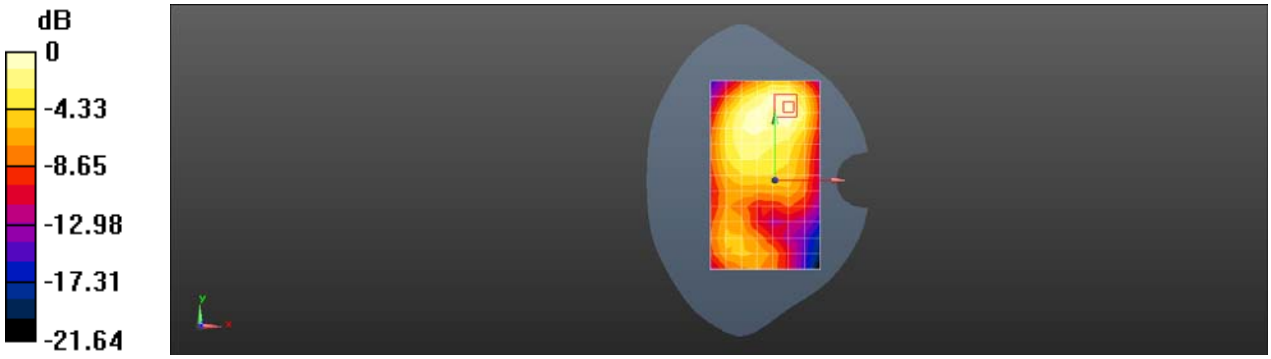

0 dB = 0.213 W/kg = -6.71 dBW/kg

Date: 2020-09-06

Test Laboratory: SGS-SAR Lab

VIVO_V2028 WCDMA Band IV 1412CH Top side 10mm Ant2

DUT: VIVO V2028; Type: Mobile Phone; Serial: 191cdc1b

Communication System: UID 0, WCDMA (0); Frequency: 1732.4 MHz;Duty Cycle: 1:1

Medium: HSL1750;Medium parameters used (interpolated): f = 1732.4 MHz; σ = 1.348 S/m; ε_r = 38.857; ρ = 1000 kg/m^3
Phantom section: Flat Section

DASY 5 Configuration:

- Probe: EX3DV4 - SN3748; ConvF(7.68, 7.68, 7.68); Calibrated: 2020-07-29;
- Sensor-Surface: 1.4mm (Mechanical Surface Detection)
- Electronics: DAE3 Sn414; Calibrated: 2019-12-17
- Phantom: SAM6; Type: SAM; Serial: 1824
- DASY52 52.8.8(1258); SEMCAD X 14.6.10(7331)

Configuration/Body/Area Scan (5x7x1): Measurement grid: dx=15mm, dy=15mm
Maximum value of SAR (measured) = 0.201 W/kg

Configuration/Body/Zoom Scan (5x5x7)/Cube 0: Measurement grid: dx=8mm, dy=8mm, dz=5mm
Reference Value = 9.061 V/m; Power Drift = 0.12 dB
Peak SAR (extrapolated) = 0.253 W/kg
SAR(1 g) = 0.132 W/kg; SAR(10 g) = 0.066 W/kg
Maximum value of SAR (measured) = 0.210 W/kg

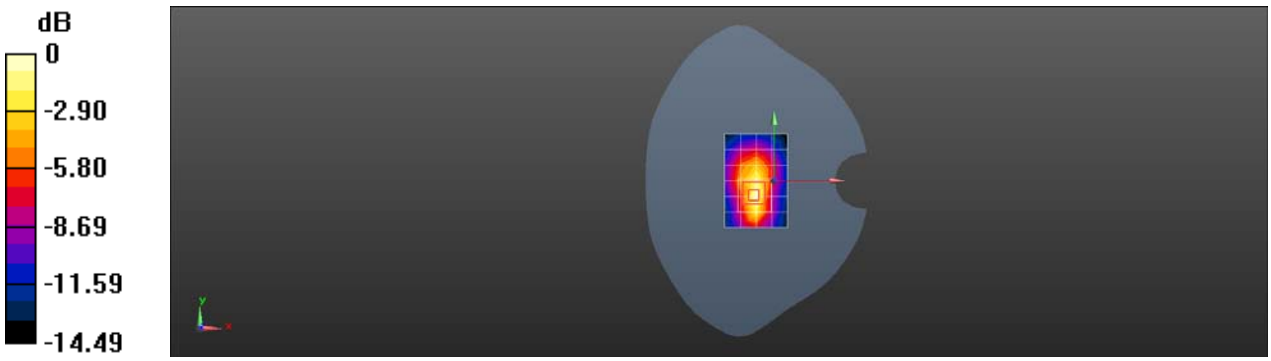

0 dB = 0.201 W/kg = -6.96 dBW/kg

Date: 2020-09-08

Test Laboratory: SGS-SAR Lab

VIVO_V2028 WCDMA Band V 4182CH Left cheek Ant1

DUT: VIVO V2028; Type: Mobile Phone; Serial: 191cdcb0

Communication System: UID 0, WCDMA (0); Frequency: 836.4 MHz;Duty Cycle: 1:1

Medium: HSL835;Medium parameters used (interpolated): f = 836.4 MHz; σ = 0.919 S/m; ε_r = 42.403; ρ = 1000 kg/m^3
Phantom section: Left Section

DASY 5 Configuration:

- Probe: EX3DV4 - SN3789; ConvF(8.53, 8.53, 8.53); Calibrated: 2020-06-16;
- Sensor-Surface: 1.4mm (Mechanical Surface Detection)
- Electronics: DAE4 Sn1374; Calibrated: 2019-09-24
- Phantom: SAM5; Type: SAM; Serial: 1481
- DASY52 52.8.8(1258); SEMCAD X 14.6.10(7331)

Configuration/Head/Area Scan (8x13x1): Measurement grid: dx=15mm, dy=15mm
Maximum value of SAR (measured) = 0.0978 W/kg

Configuration/Head/Zoom Scan (5x5x7)/Cube 0: Measurement grid: dx=8mm, dy=8mm, dz=5mm
Reference Value = 2.088 V/m; Power Drift = 0.11 dB
Peak SAR (extrapolated) = 0.115 W/kg
SAR(1 g) = 0.085 W/kg; SAR(10 g) = 0.064 W/kg
Maximum value of SAR (measured) = 0.102 W/kg



0 dB = 0.0978 W/kg = -10.10 dBW/kg

Date: 2020-09-08

Test Laboratory: SGS-SAR Lab

VIVO_V2028 WCDMA Band V 4182CH Back side 15mm Ant1

DUT: VIVO V2028; Type: Mobile Phone; Serial: 191cdcb0

Communication System: UID 0, WCDMA (0); Frequency: 836.4 MHz;Duty Cycle: 1:1

Medium: HSL835;Medium parameters used (interpolated): f = 836.4 MHz; σ = 0.919 S/m; ε_r = 42.403; ρ = 1000 kg/m^3
Phantom section: Flat Section

DASY 5 Configuration:

- Probe: EX3DV4 - SN3789; ConvF(8.53, 8.53, 8.53); Calibrated: 2020-06-16;
- Sensor-Surface: 1.4mm (Mechanical Surface Detection)
- Electronics: DAE4 Sn1374; Calibrated: 2019-09-24
- Phantom: SAM5; Type: SAM; Serial: 1481
- DASY52 52.8.8(1258); SEMCAD X 14.6.10(7331)

Configuration/Head/Area Scan (8x13x1): Measurement grid: dx=15mm, dy=15mm
Maximum value of SAR (measured) = 0.119 W/kg

Configuration/Head/Zoom Scan (5x5x7)/Cube 0: Measurement grid: dx=8mm, dy=8mm, dz=5mm
Reference Value = 7.864 V/m; Power Drift = -0.03 dB
Peak SAR (extrapolated) = 0.155 W/kg
SAR(1 g) = 0.088 W/kg; SAR(10 g) = 0.054 W/kg
Maximum value of SAR (measured) = 0.129 W/kg

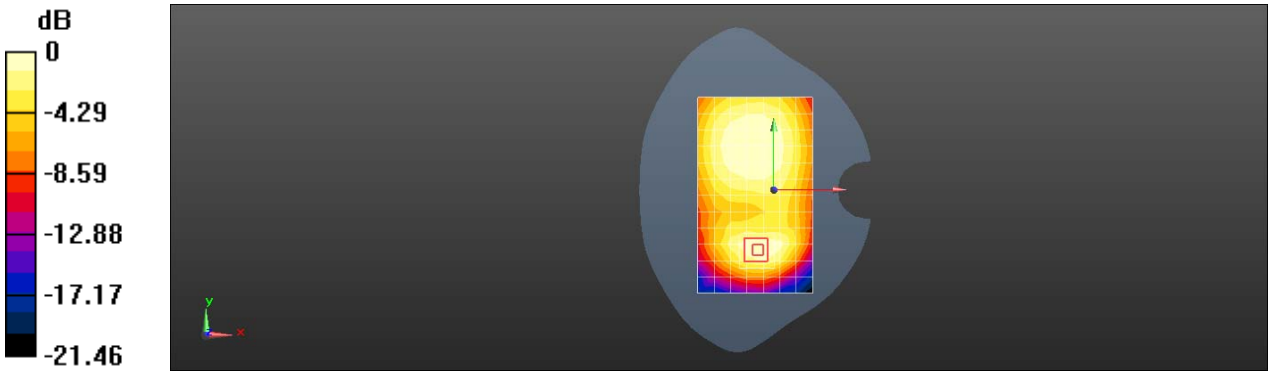

0 dB = 0.119 W/kg = -9.26 dBW/kg

Date: 2020-09-08

Test Laboratory: SGS-SAR Lab

VIVO_V2028 WCDMA Band V 4182CH Back side 10mm Ant1

DUT: VIVO V2028; Type: Mobile Phone; Serial: 191cdcb0

Communication System: UID 0, WCDMA (0); Frequency: 836.4 MHz;Duty Cycle: 1:1

Medium: HSL835;Medium parameters used (interpolated): f = 836.4 MHz; σ = 0.919 S/m; ε_r = 42.403; ρ = 1000 kg/m^3
Phantom section: Flat Section

DASY 5 Configuration:

- Probe: EX3DV4 - SN3789; ConvF(8.53, 8.53, 8.53); Calibrated: 2020-06-16;
- Sensor-Surface: 1.4mm (Mechanical Surface Detection)
- Electronics: DAE4 Sn1374; Calibrated: 2019-09-24
- Phantom: SAM5; Type: SAM; Serial: 1481
- DASY52 52.8.8(1258); SEMCAD X 14.6.10(7331)

Configuration/Body/Area Scan (8x13x1): Measurement grid: dx=15mm, dy=15mm
Maximum value of SAR (measured) = 0.285 W/kg

Configuration/Body/Zoom Scan (5x5x7)/Cube 0: Measurement grid: dx=8mm, dy=8mm, dz=5mm
Reference Value = 9.379 V/m; Power Drift = -0.01 dB
Peak SAR (extrapolated) = 0.390 W/kg
SAR(1 g) = 0.183 W/kg; SAR(10 g) = 0.102 W/kg
Maximum value of SAR (measured) = 0.301 W/kg

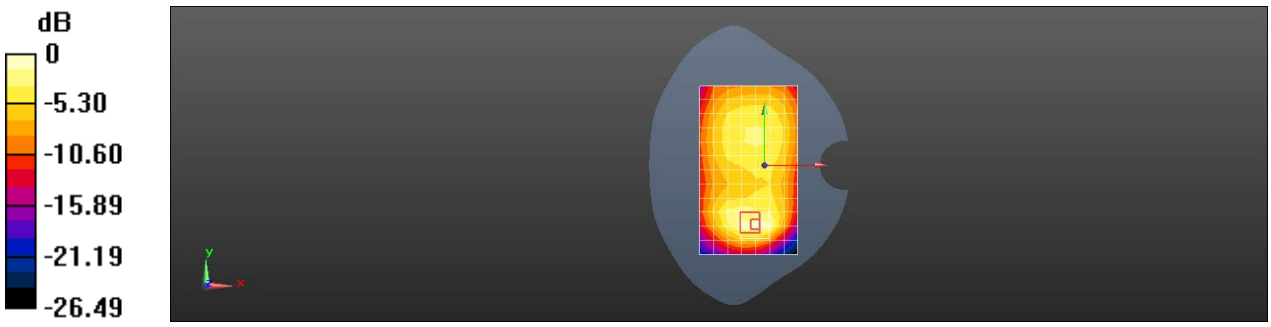

0 dB = 0.285 W/kg = -5.45 dBW/kg

Date: 2020-09-08

Test Laboratory: SGS-SAR Lab

VIVO_V2028 WCDMA Band V 4182CH Right cheek Ant2

DUT: VIVO V2028; Type: Mobile Phone; Serial: 191cdcb0

Communication System: UID 0, WCDMA (0); Frequency: 836.4 MHz;Duty Cycle: 1:1

Medium: HSL835;Medium parameters used (interpolated): f = 836.4 MHz; σ = 0.919 S/m; ε_r = 42.403; ρ = 1000 kg/m^3
Phantom section: Right Section

DASY 5 Configuration:

- Probe: EX3DV4 - SN3789; ConvF(8.53, 8.53, 8.53); Calibrated: 2020-06-16;
- Sensor-Surface: 1.4mm (Mechanical Surface Detection)
- Electronics: DAE4 Sn1374; Calibrated: 2019-09-24
- Phantom: SAM5; Type: SAM; Serial: 1481
- DASY52 52.8.8(1258); SEMCAD X 14.6.10(7331)

Configuration/Head/Area Scan (8x14x1): Measurement grid: dx=15mm, dy=15mm
Maximum value of SAR (measured) = 0.599 W/kg

Configuration/Head/Zoom Scan (5x5x7)/Cube 0: Measurement grid: dx=8mm, dy=8mm, dz=5mm
Reference Value = 15.17 V/m; Power Drift = -0.07 dB
Peak SAR (extrapolated) = 0.814 W/kg
SAR(1 g) = 0.344 W/kg; SAR(10 g) = 0.201 W/kg
Maximum value of SAR (measured) = 0.510 W/kg



0 dB = 0.599 W/kg = -2.22 dBW/kg

Date: 2020-09-08

Test Laboratory: SGS-SAR Lab

VIVO_V2028 WCDMA Band V 4182CH Back side 15mm Ant2

DUT: VIVO V2028; Type: Mobile Phone; Serial: 191cdcb0

Communication System: UID 0, WCDMA (0); Frequency: 836.4 MHz;Duty Cycle: 1:1

Medium: HSL835;Medium parameters used (interpolated): f = 836.4 MHz; σ = 0.919 S/m; ε_r = 42.403; ρ = 1000 kg/m^3
Phantom section: Flat Section

DASY 5 Configuration:

- Probe: EX3DV4 - SN3789; ConvF(8.53, 8.53, 8.53); Calibrated: 2020-06-16;
- Sensor-Surface: 1.4mm (Mechanical Surface Detection)
- Electronics: DAE4 Sn1374; Calibrated: 2019-09-24
- Phantom: SAM5; Type: SAM; Serial: 1481
- DASY52 52.8.8(1258); SEMCAD X 14.6.10(7331)

Configuration/Body/Area Scan (8x13x1): Measurement grid: dx=15mm, dy=15mm
Maximum value of SAR (measured) = 0.118 W/kg

Configuration/Body/Zoom Scan (5x5x7)/Cube 0: Measurement grid: dx=8mm, dy=8mm, dz=5mm
Reference Value = 8.915 V/m; Power Drift = 0.01 dB
Peak SAR (extrapolated) = 0.139 W/kg
SAR(1 g) = 0.081 W/kg; SAR(10 g) = 0.053 W/kg
Maximum value of SAR (measured) = 0.112 W/kg

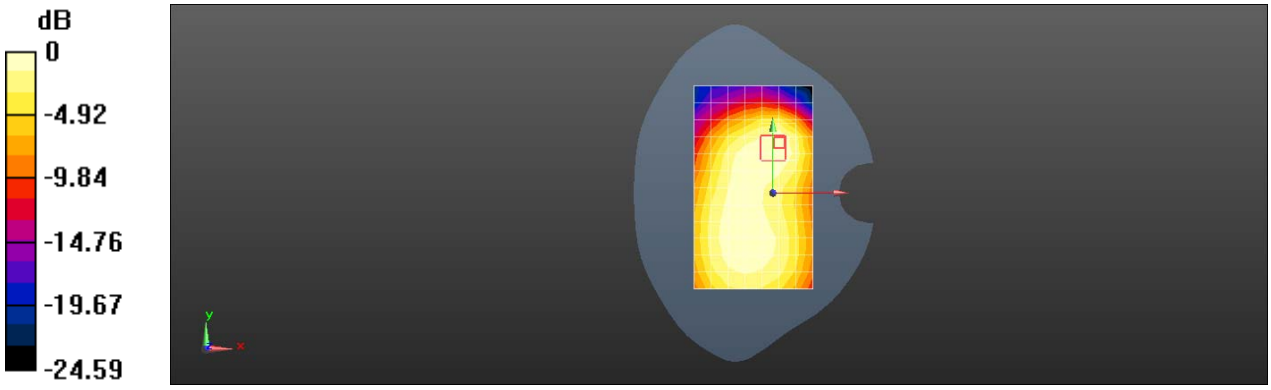

0 dB = 0.118 W/kg = -9.30 dBW/kg

Date: 2020-09-08

Test Laboratory: SGS-SAR Lab

VIVO_V2028 WCDMA Band V 4182CH Back side 10mm Ant2

DUT: VIVO V2028; Type: Mobile Phone; Serial: 191cdcb0

Communication System: UID 0, WCDMA (0); Frequency: 836.4 MHz;Duty Cycle: 1:1

Medium: HSL835;Medium parameters used (interpolated): f = 836.4 MHz; σ = 0.919 S/m; ε_r = 42.403; ρ = 1000 kg/m^3
Phantom section: Flat Section

DASY 5 Configuration:

- Probe: EX3DV4 - SN3789; ConvF(8.53, 8.53, 8.53); Calibrated: 2020-06-16;
- Sensor-Surface: 1.4mm (Mechanical Surface Detection)
- Electronics: DAE4 Sn1374; Calibrated: 2019-09-24
- Phantom: SAM5; Type: SAM; Serial: 1481
- DASY52 52.8.8(1258); SEMCAD X 14.6.10(7331)

Configuration/Body/Area Scan (8x13x1): Measurement grid: dx=15mm, dy=15mm
Maximum value of SAR (measured) = 0.267 W/kg

Configuration/Body/Zoom Scan (5x5x7)/Cube 0: Measurement grid: dx=8mm, dy=8mm, dz=5mm
Reference Value = 10.17 V/m; Power Drift = -0.04 dB
Peak SAR (extrapolated) = 0.328 W/kg
SAR(1 g) = 0.176 W/kg; SAR(10 g) = 0.107 W/kg
Maximum value of SAR (measured) = 0.254 W/kg

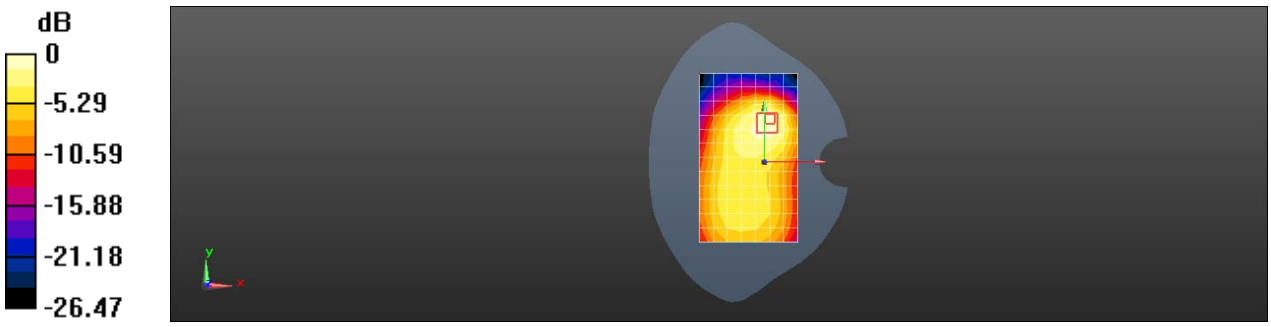

0 dB = 0.267 W/kg = -5.74 dBW/kg

Date: 2020-09-07

Test Laboratory: SGS-SAR Lab

VIVO_V2028 LTE Band 2 20M QPSK 1RB0 18700CH Left cheek Ant1

DUT: VIVO V2028; Type: Mobile Phone; Serial: 191cdcb0

Communication System: UID 0, LTE-FDD BW 20MHz (0); Frequency: 1860 MHz;Duty Cycle: 1:1

Medium: HSL1900;Medium parameters used: f = 1860 MHz; σ = 1.386 S/m; ε_r = 41.002; ρ = 1000 kg/m^3
Phantom section: Left Section

DASY 5 Configuration:

- Probe: EX3DV4 - SN3748; ConvF(7.35, 7.35, 7.35); Calibrated: 2020-07-29;
- Sensor-Surface: 1.4mm (Mechanical Surface Detection)
- Electronics: DAE3 Sn414; Calibrated: 2019-12-17
- Phantom: SAM6; Type: SAM; Serial: 1824
- DASY52 52.8.8(1258); SEMCAD X 14.6.10(7331)

Configuration/Head/Area Scan (8x13x1): Measurement grid: dx=15mm, dy=15mm
Maximum value of SAR (measured) = 0.0831 W/kg

Configuration/Head/Zoom Scan (5x5x7)/Cube 0: Measurement grid: dx=8mm, dy=8mm, dz=5mm
Reference Value = 0 V/m; Power Drift = 0.01 dB
Peak SAR (extrapolated) = 0.102 W/kg
SAR(1 g) = 0.064 W/kg; SAR(10 g) = 0.041 W/kg
Maximum value of SAR (measured) = 0.0867 W/kg



0 dB = 0.0831 W/kg = -10.80 dBW/kg

Date: 2020-09-07

Test Laboratory: SGS-SAR Lab

VIVO_V2028 LTE Band 2 20M QPSK 1RB0 18700CH Back side 15mm Ant1

DUT: VIVO V2028; Type: Mobile Phone; Serial: 191cdcb0

Communication System: UID 0, LTE-FDD BW 20MHz (0); Frequency: 1860 MHz;Duty Cycle: 1:1

Medium: HSL1900;Medium parameters used: f = 1860 MHz; σ = 1.386 S/m; ε_r = 41.002; ρ = 1000 kg/m^3
Phantom section: Flat Section

DASY 5 Configuration:

- Probe: EX3DV4 - SN3748; ConvF(7.35, 7.35, 7.35); Calibrated: 2020-07-29;
- Sensor-Surface: 1.4mm (Mechanical Surface Detection)
- Electronics: DAE3 Sn414; Calibrated: 2019-12-17
- Phantom: SAM6; Type: SAM; Serial: 1824
- DASY52 52.8.8(1258); SEMCAD X 14.6.10(7331)

Configuration/Body/Area Scan (8x13x1): Measurement grid: dx=15mm, dy=15mm
Maximum value of SAR (measured) = 0.225 W/kg

Configuration/Body/Zoom Scan (5x5x7)/Cube 0: Measurement grid: dx=8mm, dy=8mm, dz=5mm
Reference Value = 7.772 V/m; Power Drift = 0.14 dB
Peak SAR (extrapolated) = 0.322 W/kg
SAR(1 g) = 0.187 W/kg; SAR(10 g) = 0.107 W/kg
Maximum value of SAR (measured) = 0.272 W/kg

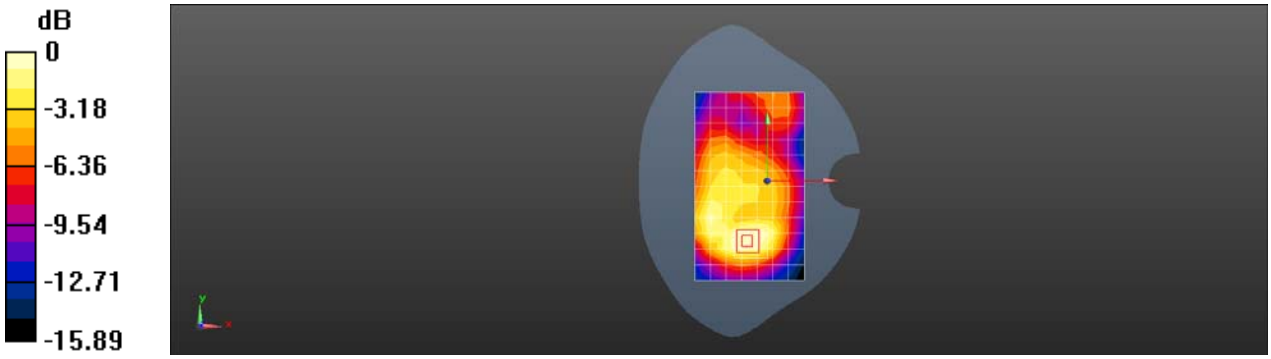

0 dB = 0.225 W/kg = -6.48 dBW/kg

Date: 2020-09-07

Test Laboratory: SGS-SAR Lab

VIVO_V2028 LTE Band 2 20M QPSK 50RB0 18700CH Bottom side 10mm Ant1

DUT: VIVO V2028; Type: Mobile Phone; Serial: 191cdcb0

Communication System: UID 0, LTE-FDD BW 20MHz (0); Frequency: 1860 MHz;Duty Cycle: 1:1

Medium: HSL1900;Medium parameters used: f = 1860 MHz; σ = 1.386 S/m; ε_r = 41.002; ρ = 1000 kg/m^3
Phantom section: Flat Section

DASY 5 Configuration:

- Probe: EX3DV4 - SN3748; ConvF(7.35, 7.35, 7.35); Calibrated: 2020-07-29;
- Sensor-Surface: 1.4mm (Mechanical Surface Detection)
- Electronics: DAE3 Sn414; Calibrated: 2019-12-17
- Phantom: SAM6; Type: SAM; Serial: 1824
- DASY52 52.8.8(1258); SEMCAD X 14.6.10(7331)

Configuration/Body/Area Scan (5x7x1): Measurement grid: dx=15mm, dy=15mm
Maximum value of SAR (measured) = 0.610 W/kg

Configuration/Body/Zoom Scan (5x5x7)/Cube 0: Measurement grid: dx=8mm, dy=8mm, dz=5mm
Reference Value = 18.13 V/m; Power Drift = 0.04 dB
Peak SAR (extrapolated) = 0.725 W/kg
SAR(1 g) = 0.417 W/kg; SAR(10 g) = 0.233 W/kg
Maximum value of SAR (measured) = 0.612 W/kg

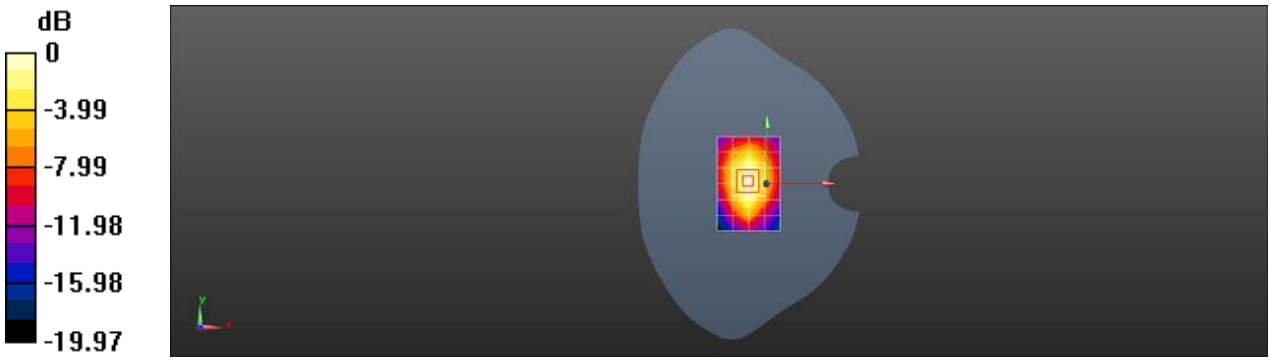

0 dB = 0.610 W/kg = -2.15 dBW/kg

Date: 2020-09-07

Test Laboratory: SGS-SAR Lab

VIVO_V2028 LTE Band 2 20M QPSK 50RB0 19100CH Right tilted Ant2

DUT: VIVO V2028; Type: Mobile Phone; Serial: 191cdcb0

Communication System: UID 0, LTE-FDD BW 20MHz (0); Frequency: 1900 MHz;Duty Cycle: 1:1

Medium: HSL1900;Medium parameters used: f = 1900 MHz; σ = 1.408 S/m; ε_r = 40.828; ρ = 1000 kg/m^3
Phantom section: Right Section

DASY 5 Configuration:

- Probe: EX3DV4 - SN3748; ConvF(7.35, 7.35, 7.35); Calibrated: 2020-07-29;
- Sensor-Surface: 1.4mm (Mechanical Surface Detection)
- Electronics: DAE3 Sn414; Calibrated: 2019-12-17
- Phantom: SAM6; Type: SAM; Serial: 1824
- DASY52 52.8.8(1258); SEMCAD X 14.6.10(7331)

Configuration/Head/Area Scan (8x14x1): Measurement grid: dx=15mm, dy=15mm
Maximum value of SAR (measured) = 0.882 W/kg

Configuration/Head/Zoom Scan (5x5x7)/Cube 0: Measurement grid: dx=8mm, dy=8mm, dz=5mm
Reference Value = 15.58 V/m; Power Drift = 0.06 dB
Peak SAR (extrapolated) = 1.37 W/kg
SAR(1 g) = 0.617 W/kg; SAR(10 g) = 0.273 W/kg
Maximum value of SAR (measured) = 1.02 W/kg

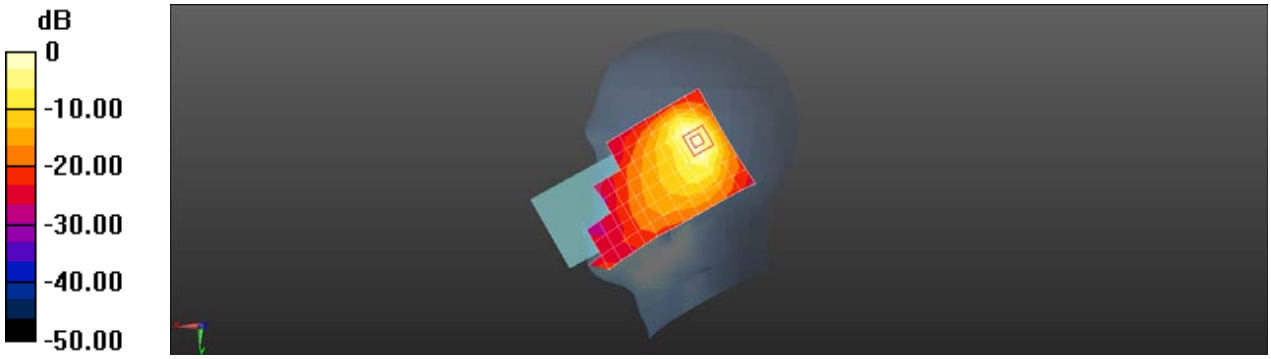

0 dB = 0.882 W/kg = -0.55 dBW/kg

Date: 2020-09-07

Test Laboratory: SGS-SAR Lab

VIVO_V2028 LTE Band 2 20M QPSK 1RB99 18900CH Back side 15mm Ant2

DUT: VIVO V2028; Type: Mobile Phone; Serial: 191cdcb0

Communication System: UID 0, LTE-FDD BW 20MHz (0); Frequency: 1880 MHz;Duty Cycle: 1:1

Medium: HSL1900;Medium parameters used: f = 1880 MHz; σ = 1.396 S/m; ε_r = 40.92; ρ = 1000 kg/m^3
Phantom section: Flat Section

DASY 5 Configuration:

- Probe: EX3DV4 - SN3748; ConvF(7.35, 7.35, 7.35); Calibrated: 2020-07-29;
- Sensor-Surface: 1.4mm (Mechanical Surface Detection)
- Electronics: DAE3 Sn414; Calibrated: 2019-12-17
- Phantom: SAM6; Type: SAM; Serial: 1824
- DASY52 52.8.8(1258); SEMCAD X 14.6.10(7331)

Configuration/Body/Area Scan (8x13x1): Measurement grid: dx=15mm, dy=15mm
Maximum value of SAR (measured) = 0.376 W/kg

Configuration/Body/Zoom Scan (5x5x7)/Cube 0: Measurement grid: dx=8mm, dy=8mm, dz=5mm
Reference Value = 7.473 V/m; Power Drift = 0.01 dB
Peak SAR (extrapolated) = 0.478 W/kg
SAR(1 g) = 0.261 W/kg; SAR(10 g) = 0.148 W/kg
Maximum value of SAR (measured) = 0.384 W/kg

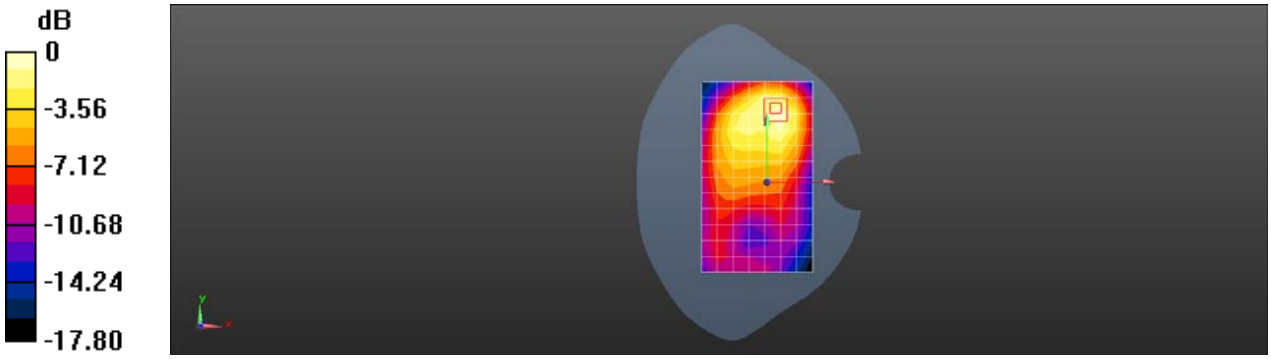

0 dB = 0.376 W/kg = -4.24 dBW/kg

Date: 2020-09-07

Test Laboratory: SGS-SAR Lab

VIVO_V2028 LTE Band 2 20M QPSK 50RB0 19100CH Top side 10mm Ant2

DUT: VIVO V2028; Type: Mobile Phone; Serial: 191cdc1b

Communication System: UID 0, LTE-FDD BW 20MHz (0); Frequency: 1900 MHz;Duty Cycle: 1:1

Medium: HSL1900;Medium parameters used: f = 1900 MHz; σ = 1.408 S/m; ε_r = 40.828; ρ = 1000 kg/m^3
Phantom section: Flat Section

DASY 5 Configuration:

- Probe: EX3DV4 - SN3748; ConvF(7.35, 7.35, 7.35); Calibrated: 2020-07-29;
- Sensor-Surface: 1.4mm (Mechanical Surface Detection)
- Electronics: DAE3 Sn414; Calibrated: 2019-12-17
- Phantom: SAM6; Type: SAM; Serial: 1824
- DASY52 52.8.8(1258); SEMCAD X 14.6.10(7331)

Configuration/Body/Area Scan (5x7x1): Measurement grid: dx=15mm, dy=15mm
Maximum value of SAR (measured) = 0.302 W/kg

Configuration/Body/Zoom Scan (5x5x7)/Cube 0: Measurement grid: dx=8mm, dy=8mm, dz=5mm
Reference Value = 9.987 V/m; Power Drift = 0.14 dB
Peak SAR (extrapolated) = 0.390 W/kg
SAR(1 g) = 0.195 W/kg; SAR(10 g) = 0.093 W/kg
Maximum value of SAR (measured) = 0.320 W/kg

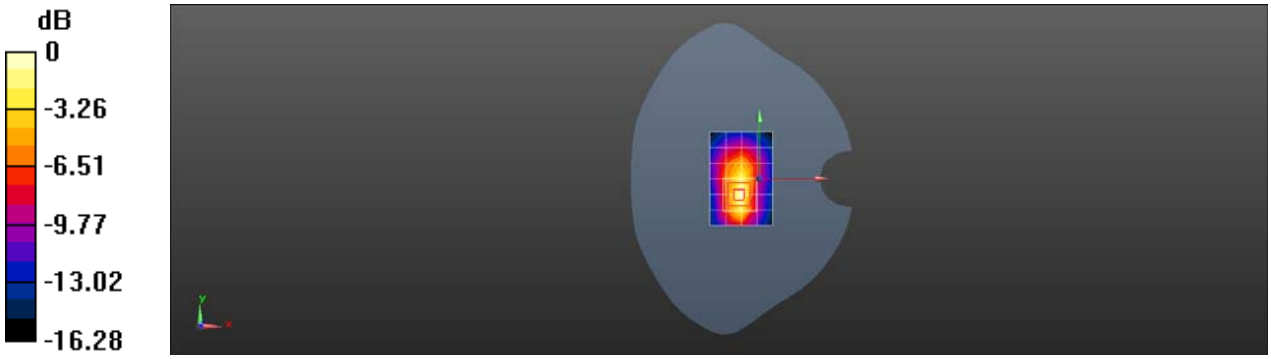

0 dB = 0.302 W/kg = -5.20 dBW/kg

Date: 2020-09-07

Test Laboratory: SGS-SAR Lab

VIVO_V2028 LTE Band 2 20M QPSK 100RB0 19100CH Top side 0mm Ant2

DUT: VIVO V2028; Type: Mobile Phone; Serial: 191cdc1b

Communication System: UID 0, LTE-FDD BW 20MHz (0); Frequency: 1900 MHz;Duty Cycle: 1:1

Medium: HSL1900;Medium parameters used: f = 1900 MHz; σ = 1.408 S/m; ε_r = 40.828; ρ = 1000 kg/m^3
Phantom section: Flat Section

DASY 5 Configuration:

- Probe: EX3DV4 - SN3748; ConvF(7.35, 7.35, 7.35); Calibrated: 2020-07-29;
- Sensor-Surface: 1.4mm (Mechanical Surface Detection)
- Electronics: DAE3 Sn414; Calibrated: 2019-12-17
- Phantom: SAM6; Type: SAM; Serial: 1824
- DASY52 52.8.8(1258); SEMCAD X 14.6.10(7331)

Configuration/Body/Area Scan (5x7x1): Measurement grid: dx=15mm, dy=15mm
Maximum value of SAR (measured) = 6.78 W/kg

Configuration/Body/Zoom Scan (5x5x7)/Cube 0: Measurement grid: dx=8mm, dy=8mm, dz=5mm
Reference Value = 35.94 V/m; Power Drift = 0.01 dB
Peak SAR (extrapolated) = 9.06 W/kg
SAR(1 g) = 2.87 W/kg; SAR(10 g) = 1 W/kg
Maximum value of SAR (measured) = 7.06 W/kg

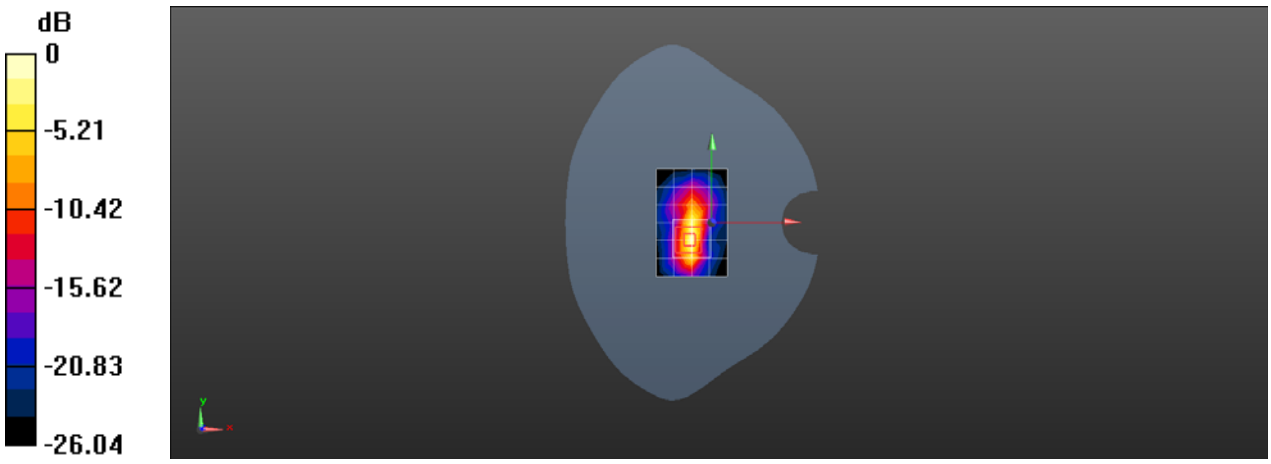

0 dB = 7.06 W/kg = 8.49 dBW/kg

Date: 2020-09-06

Test Laboratory: SGS-SAR Lab

VIVO_V2028 LTE Band 4 20M QPSK 1RB99 20175CH Left cheek Ant1

DUT: VIVO V2028; Type: Mobile Phone; Serial: 191cdcb0

Communication System: UID 0, LTE-FDD BW 20MHz (0); Frequency: 1732.5 MHz;Duty Cycle: 1:1

Medium: HSL1750;Medium parameters used (interpolated): f = 1732.5 MHz; σ = 1.348 S/m; ε_r = 38.856; ρ = 1000 kg/m^3
Phantom section: Left Section

DASY 5 Configuration:

- Probe: EX3DV4 - SN3748; ConvF(7.68, 7.68, 7.68); Calibrated: 2020-07-29;
- Sensor-Surface: 1.4mm (Mechanical Surface Detection)
- Electronics: DAE3 Sn414; Calibrated: 2019-12-17
- Phantom: SAM6; Type: SAM; Serial: 1824
- DASY52 52.8.8(1258); SEMCAD X 14.6.10(7331)

Configuration/Head/Area Scan (8x13x1): Measurement grid: dx=15mm, dy=15mm
Maximum value of SAR (measured) = 0.0598 W/kg

Configuration/Head/Zoom Scan (5x5x7)/Cube 0: Measurement grid: dx=8mm, dy=8mm, dz=5mm
Reference Value = 1.993 V/m; Power Drift = 0.07 dB
Peak SAR (extrapolated) = 0.0690 W/kg
SAR(1 g) = 0.042 W/kg; SAR(10 g) = 0.027 W/kg
Maximum value of SAR (measured) = 0.0573 W/kg



0 dB = 0.0598 W/kg = -12.24 dBW/kg

Date: 2020-09-06

Test Laboratory: SGS-SAR Lab

VIVO_V2028 LTE Band 4 20M QPSK 1RB99 20175CH Back side 15mm Ant1

DUT: VIVO V2028; Type: Mobile Phone; Serial: 191cdcb0

Communication System: UID 0, LTE-FDD BW 20MHz (0); Frequency: 1732.5 MHz;Duty Cycle: 1:1

Medium: HSL1750;Medium parameters used (interpolated): f = 1732.5 MHz; σ = 1.348 S/m; ε_r = 38.856; ρ = 1000 kg/m^3
Phantom section: Flat Section

DASY 5 Configuration:

- Probe: EX3DV4 - SN3748; ConvF(7.68, 7.68, 7.68); Calibrated: 2020-07-29;
- Sensor-Surface: 1.4mm (Mechanical Surface Detection)
- Electronics: DAE3 Sn414; Calibrated: 2019-12-17
- Phantom: SAM6; Type: SAM; Serial: 1824
- DASY52 52.8.8(1258); SEMCAD X 14.6.10(7331)

Configuration/Body/Area Scan (8x13x1): Measurement grid: dx=15mm, dy=15mm
Maximum value of SAR (measured) = 0.173 W/kg

Configuration/Body/Zoom Scan (5x5x7)/Cube 0: Measurement grid: dx=8mm, dy=8mm, dz=5mm
Reference Value = 6.972 V/m; Power Drift = -0.07 dB
Peak SAR (extrapolated) = 0.250 W/kg
SAR(1 g) = 0.146 W/kg; SAR(10 g) = 0.084 W/kg
Maximum value of SAR (measured) = 0.214 W/kg

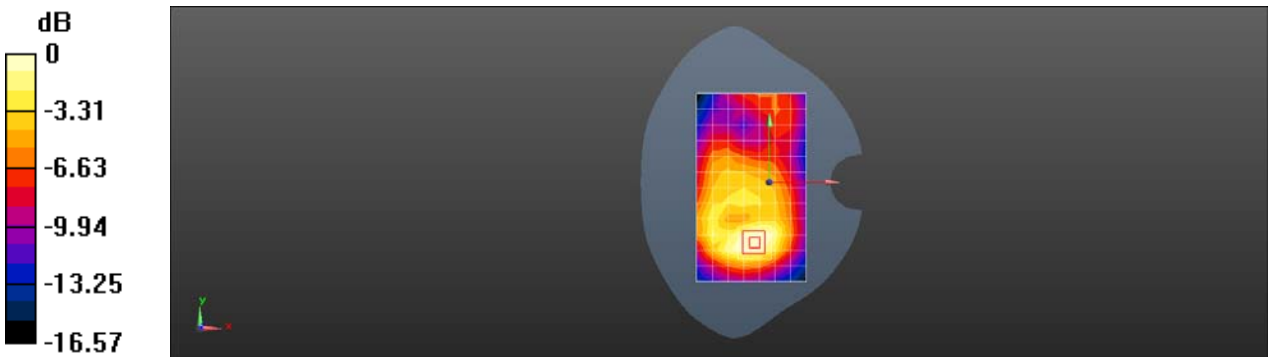

0 dB = 0.173 W/kg = -7.63 dBW/kg

Date: 2020-09-06

Test Laboratory: SGS-SAR Lab

VIVO_V2028 LTE Band 4 20M QPSK 50RB0 20175CH Bottom side 10mm Ant1

DUT: VIVO V2028; Type: Mobile Phone; Serial: 191cdcb0

Communication System: UID 0, LTE-FDD BW 20MHz (0); Frequency: 1732.5 MHz;Duty Cycle: 1:1

Medium: HSL1750;Medium parameters used (interpolated): f = 1732.5 MHz; σ = 1.348 S/m; ε_r = 38.856; ρ = 1000 kg/m^3
Phantom section: Flat Section

DASY 5 Configuration:

- Probe: EX3DV4 - SN3748; ConvF(7.68, 7.68, 7.68); Calibrated: 2020-07-29;
- Sensor-Surface: 1.4mm (Mechanical Surface Detection)
- Electronics: DAE3 Sn414; Calibrated: 2019-12-17
- Phantom: SAM6; Type: SAM; Serial: 1824
- DASY52 52.8.8(1258); SEMCAD X 14.6.10(7331)

Configuration/Body/Area Scan (5x7x1): Measurement grid: dx=15mm, dy=15mm
Maximum value of SAR (measured) = 0.367 W/kg

Configuration/Body/Zoom Scan (5x5x7)/Cube 0: Measurement grid: dx=8mm, dy=8mm, dz=5mm
Reference Value = 14.28 V/m; Power Drift = 0.08 dB
Peak SAR (extrapolated) = 0.517 W/kg
SAR(1 g) = 0.295 W/kg; SAR(10 g) = 0.162 W/kg
Maximum value of SAR (measured) = 0.436 W/kg

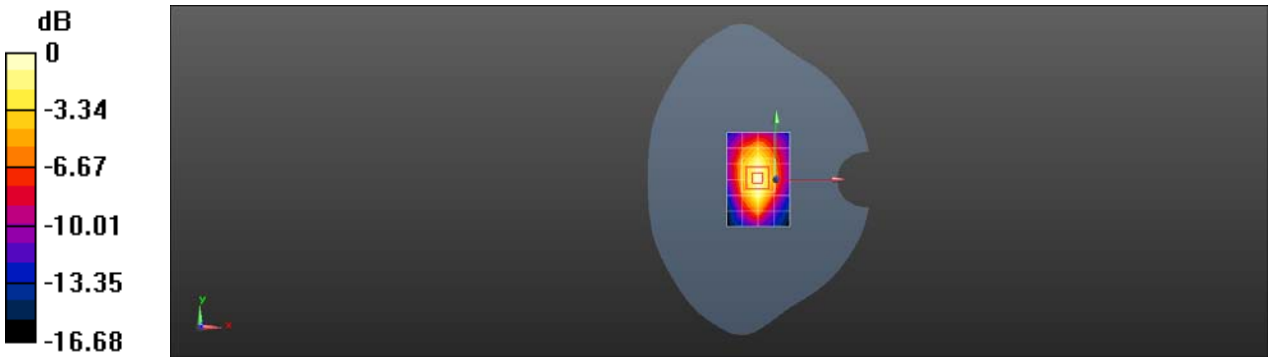

0 dB = 0.367 W/kg = -4.36 dBW/kg

Date: 2020-09-06

Test Laboratory: SGS-SAR Lab

VIVO_V2028 LTE Band 4 20M QPSK 50RB0 20050CH Right tilted Ant2

DUT: VIVO V2028; Type: Mobile Phone; Serial: 191cdcb0

Communication System: UID 0, LTE-FDD BW 20MHz (0); Frequency: 1720 MHz;Duty Cycle: 1:1

Medium: HSL1750;Medium parameters used: f = 1720 MHz; σ = 1.333 S/m; ε_r = 38.865; ρ = 1000 kg/m^3
Phantom section: Right Section

DASY 5 Configuration:

- Probe: EX3DV4 - SN3748; ConvF(7.68, 7.68, 7.68); Calibrated: 2020-07-29;
- Sensor-Surface: 1.4mm (Mechanical Surface Detection)
- Electronics: DAE3 Sn414; Calibrated: 2019-12-17
- Phantom: SAM6; Type: SAM; Serial: 1824
- DASY52 52.8.8(1258); SEMCAD X 14.6.10(7331)

Configuration/Head/Area Scan (8x14x1): Measurement grid: dx=15mm, dy=15mm
Maximum value of SAR (measured) = 0.689 W/kg

Configuration/Head/Zoom Scan (5x5x7)/Cube 0: Measurement grid: dx=8mm, dy=8mm, dz=5mm
Reference Value = 14.53 V/m; Power Drift = 0.03 dB
Peak SAR (extrapolated) = 1.05 W/kg
SAR(1 g) = 0.479 W/kg; SAR(10 g) = 0.214 W/kg
Maximum value of SAR (measured) = 0.790 W/kg

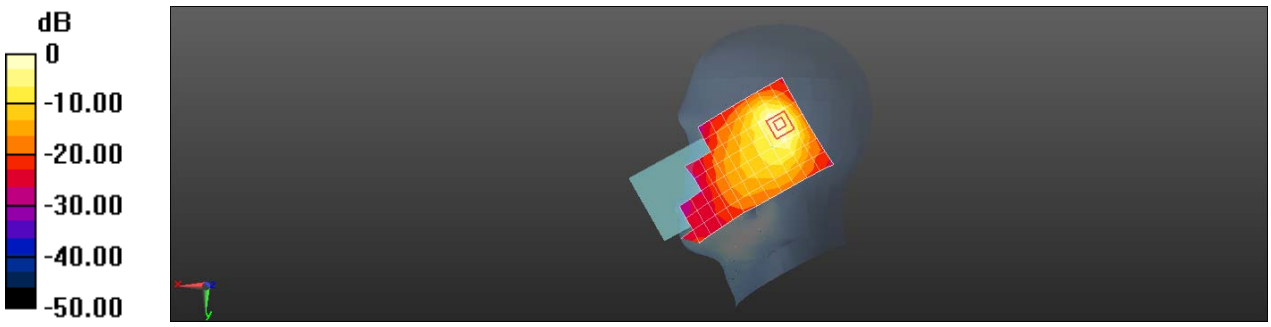

0 dB = 0.689 W/kg = -1.62 dBW/kg

Date: 2020-09-06

Test Laboratory: SGS-SAR Lab

VIVO_V2028 LTE Band 4 20M QPSK 1RB0 20050CH Back side 15mm Ant2

DUT: VIVO V2028; Type: Mobile Phone; Serial: 191cdcb0

Communication System: UID 0, LTE-FDD BW 20MHz (0); Frequency: 1720 MHz;Duty Cycle: 1:1

Medium: HSL1750;Medium parameters used: f = 1720 MHz; σ = 1.333 S/m; ε_r = 38.865; ρ = 1000 kg/m^3
Phantom section: Flat Section

DASY 5 Configuration:

- Probe: EX3DV4 - SN3748; ConvF(7.68, 7.68, 7.68); Calibrated: 2020-07-29;
- Sensor-Surface: 1.4mm (Mechanical Surface Detection)
- Electronics: DAE3 Sn414; Calibrated: 2019-12-17
- Phantom: SAM6; Type: SAM; Serial: 1824
- DASY52 52.8.8(1258); SEMCAD X 14.6.10(7331)

Configuration/Body/Area Scan (8x13x1): Measurement grid: dx=15mm, dy=15mm
Maximum value of SAR (measured) = 0.170 W/kg

Configuration/Body/Zoom Scan (5x5x7)/Cube 0: Measurement grid: dx=8mm, dy=8mm, dz=5mm
Reference Value = 6.186 V/m; Power Drift = 0.11 dB
Peak SAR (extrapolated) = 0.205 W/kg
SAR(1 g) = 0.113 W/kg; SAR(10 g) = 0.066 W/kg
Maximum value of SAR (measured) = 0.168 W/kg

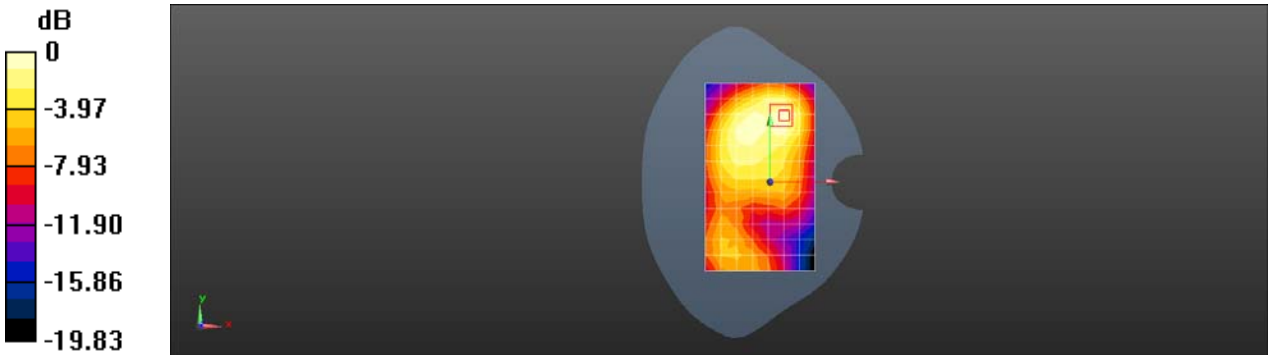

0 dB = 0.170 W/kg = -7.70 dBW/kg

Date: 2020-09-06

Test Laboratory: SGS-SAR Lab

VIVO_V2028 LTE Band 4 20M QPSK 50RB0 20050CH Top side 10mm Ant2

DUT: VIVO V2028; Type: Mobile Phone; Serial: 191cdc1b

Communication System: UID 0, LTE-FDD BW 20MHz (0); Frequency: 1720 MHz;Duty Cycle: 1:1

Medium: HSL1750;Medium parameters used: f = 1720 MHz; σ = 1.333 S/m; ε_r = 38.865; ρ = 1000 kg/m^3
Phantom section: Flat Section

DASY 5 Configuration:

- Probe: EX3DV4 - SN3748; ConvF(7.68, 7.68, 7.68); Calibrated: 2020-07-29;
- Sensor-Surface: 1.4mm (Mechanical Surface Detection)
- Electronics: DAE3 Sn414; Calibrated: 2019-12-17
- Phantom: SAM6; Type: SAM; Serial: 1824
- DASY52 52.8.8(1258); SEMCAD X 14.6.10(7331)

Configuration/Body/Area Scan (5x7x1): Measurement grid: dx=15mm, dy=15mm
Maximum value of SAR (measured) = 0.167 W/kg

Configuration/Body/Zoom Scan (5x5x7)/Cube 0: Measurement grid: dx=8mm, dy=8mm, dz=5mm
Reference Value = 8.257 V/m; Power Drift = 0.12 dB
Peak SAR (extrapolated) = 0.213 W/kg
SAR(1 g) = 0.109 W/kg; SAR(10 g) = 0.055 W/kg
Maximum value of SAR (measured) = 0.177 W/kg

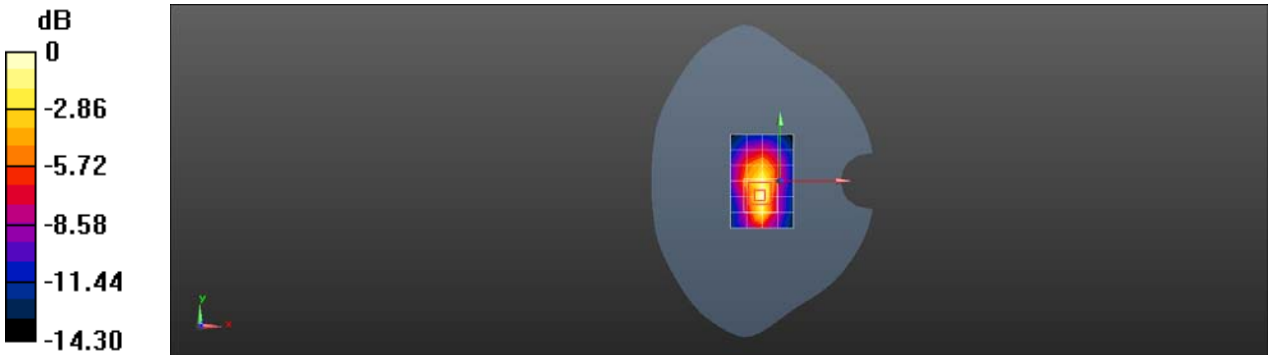

0 dB = 0.167 W/kg = -7.76 dBW/kg

Date: 2020-09-08

Test Laboratory: SGS-SAR Lab

VIVO_V2028 LTE Band 5 10M QPSK 1RB49 20450CH Left cheek Ant1

DUT: VIVO V2028; Type: Mobile Phone; Serial: 191cdcb0

Communication System: UID 0, LTE-FDD BW 10MHZ (0); Frequency: 829 MHz;Duty Cycle: 1:1

Medium: HSL835;Medium parameters used: f = 829 MHz; σ = 0.914 S/m; ε_r = 42.543; ρ = 1000 kg/m^3
Phantom section: Left Section

DASY 5 Configuration:

- Probe: EX3DV4 - SN3789; ConvF(8.53, 8.53, 8.53); Calibrated: 2020-06-16;
- Sensor-Surface: 1.4mm (Mechanical Surface Detection)
- Electronics: DAE4 Sn1374; Calibrated: 2019-09-24
- Phantom: SAM5; Type: SAM; Serial: 1481
- DASY52 52.8.8(1258); SEMCAD X 14.6.10(7331)

Configuration/Head/Area Scan (8x13x1): Measurement grid: dx=15mm, dy=15mm
Maximum value of SAR (measured) = 0.108 W/kg

Configuration/Head/Zoom Scan (5x5x7)/Cube 0: Measurement grid: dx=8mm, dy=8mm, dz=5mm
Reference Value = 1.856 V/m; Power Drift = 0.09 dB
Peak SAR (extrapolated) = 0.125 W/kg
SAR(1 g) = 0.093 W/kg; SAR(10 g) = 0.071 W/kg
Maximum value of SAR (measured) = 0.112 W/kg



0 dB = 0.108 W/kg = -9.68 dBW/kg

Date: 2020-09-08

Test Laboratory: SGS-SAR Lab

VIVO_V2028 LTE Band 5 10M QPSK 1RB49 20450CH Back side 15mm Ant1

DUT: VIVO V2028; Type: Mobile Phone; Serial: 191cdcb0

Communication System: UID 0, LTE-FDD BW 10MHZ (0); Frequency: 829 MHz;Duty Cycle: 1:1

Medium: HSL835;Medium parameters used: f = 829 MHz; σ = 0.914 S/m; ε_r = 42.543; ρ = 1000 kg/m^3
Phantom section: Flat Section

DASY 5 Configuration:

- Probe: EX3DV4 - SN3789; ConvF(8.53, 8.53, 8.53); Calibrated: 2020-06-16;
- Sensor-Surface: 1.4mm (Mechanical Surface Detection)
- Electronics: DAE4 Sn1374; Calibrated: 2019-09-24
- Phantom: SAM5; Type: SAM; Serial: 1481
- DASY52 52.8.8(1258); SEMCAD X 14.6.10(7331)

Configuration/Head/Area Scan (8x13x1): Measurement grid: dx=15mm, dy=15mm
Maximum value of SAR (measured) = 0.132 W/kg

Configuration/Head/Zoom Scan (5x5x7)/Cube 0: Measurement grid: dx=8mm, dy=8mm, dz=5mm
Reference Value = 9.244 V/m; Power Drift = -0.07 dB
Peak SAR (extrapolated) = 0.148 W/kg
SAR(1 g) = 0.111 W/kg; SAR(10 g) = 0.084 W/kg
Maximum value of SAR (measured) = 0.134 W/kg

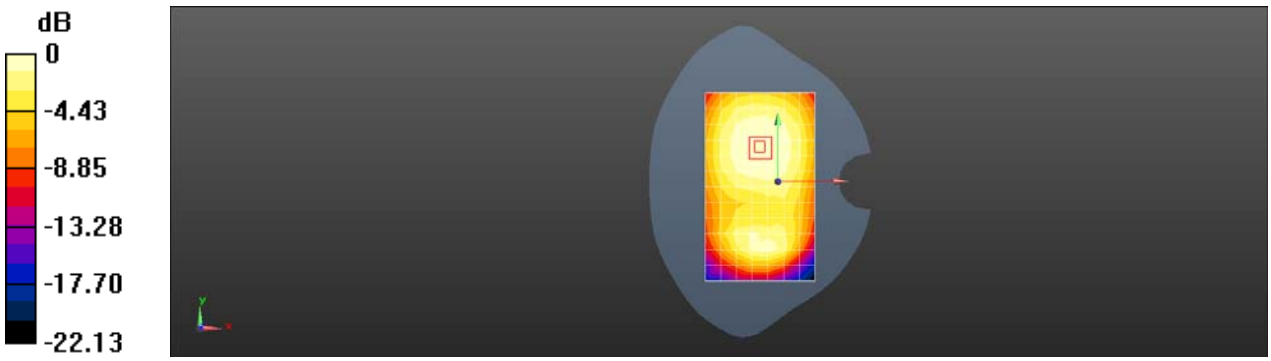

0 dB = 0.132 W/kg = -8.78 dBW/kg

Date: 2020-09-08

Test Laboratory: SGS-SAR Lab

VIVO_V2028 LTE Band 5 10M QPSK 1RB49 20450CH Back side 10mm Ant1

DUT: VIVO V2028; Type: Mobile Phone; Serial: 191cdcb0

Communication System: UID 0, LTE-FDD BW 10MHZ (0); Frequency: 829 MHz;Duty Cycle: 1:1

Medium: HSL835;Medium parameters used: f = 829 MHz; σ = 0.914 S/m; ε_r = 42.543; ρ = 1000 kg/m^3
Phantom section: Flat Section

DASY 5 Configuration:

- Probe: EX3DV4 - SN3789; ConvF(8.53, 8.53, 8.53); Calibrated: 2020-06-16;
- Sensor-Surface: 1.4mm (Mechanical Surface Detection)
- Electronics: DAE4 Sn1374; Calibrated: 2019-09-24
- Phantom: SAM5; Type: SAM; Serial: 1481
- DASY52 52.8.8(1258); SEMCAD X 14.6.10(7331)

Configuration/Head/Area Scan (8x13x1): Measurement grid: dx=15mm, dy=15mm
Maximum value of SAR (measured) = 0.283 W/kg

Configuration/Head/Zoom Scan (5x5x7)/Cube 0: Measurement grid: dx=8mm, dy=8mm, dz=5mm
Reference Value = 10.39 V/m; Power Drift = 0.01 dB
Peak SAR (extrapolated) = 0.420 W/kg
SAR(1 g) = 0.198 W/kg; SAR(10 g) = 0.112 W/kg
Maximum value of SAR (measured) = 0.324 W/kg

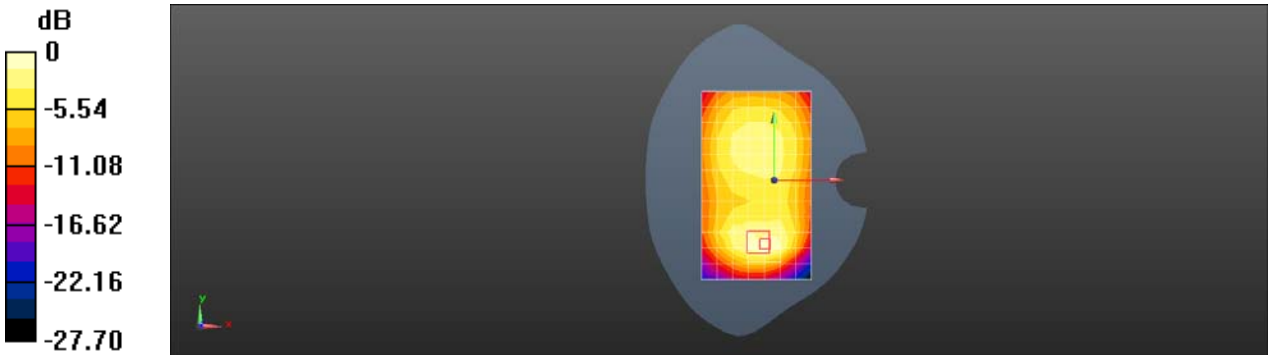

0 dB = 0.283 W/kg = -5.48 dBW/kg

Date: 2020-09-08

Test Laboratory: SGS-SAR Lab

VIVO_V2028 LTE Band 5 10M QPSK 1RB49 20600CH Right cheek Ant2

DUT: VIVO V2028; Type: Mobile Phone; Serial: 191cdcb0

Communication System: UID 0, LTE-FDD BW 10MHZ (0); Frequency: 844 MHz;Duty Cycle: 1:1

Medium: HSL835;Medium parameters used: f = 844 MHz; σ = 0.926 S/m; ε_r = 42.335; ρ = 1000 kg/m^3
Phantom section: Right Section

DASY 5 Configuration:

- Probe: EX3DV4 - SN3789; ConvF(8.53, 8.53, 8.53); Calibrated: 2020-06-16;
- Sensor-Surface: 1.4mm (Mechanical Surface Detection)
- Electronics: DAE4 Sn1374; Calibrated: 2019-09-24
- Phantom: SAM5; Type: SAM; Serial: 1481
- DASY52 52.8.8(1258); SEMCAD X 14.6.10(7331)

Configuration/Head/Area Scan (8x14x1): Measurement grid: dx=15mm, dy=15mm
Maximum value of SAR (measured) = 0.992 W/kg

Configuration/Head/Zoom Scan (5x5x7)/Cube 0: Measurement grid: dx=8mm, dy=8mm, dz=5mm
Reference Value = 19.23 V/m; Power Drift = 0.04 dB
Peak SAR (extrapolated) = 1.29 W/kg
SAR(1 g) = 0.570 W/kg; SAR(10 g) = 0.334 W/kg
Maximum value of SAR (measured) = 0.833 W/kg



0 dB = 0.992 W/kg = -0.03 dBW/kg

Date: 2020-09-08

Test Laboratory: SGS-SAR Lab

VIVO_V2028 LTE Band 5 10M QPSK 1RB49 20600CH Back side 15mm Ant2

DUT: VIVO V2028; Type: Mobile Phone; Serial: 191cdcb0

Communication System: UID 0, LTE-FDD BW 10MHZ (0); Frequency: 844 MHz;Duty Cycle: 1:1

Medium: HSL835;Medium parameters used: f = 844 MHz; σ = 0.93 S/m; ε_r = 41.404; ρ = 1000 kg/m^3
Phantom section: Flat Section

DASY 5 Configuration:

- Probe: EX3DV4 - SN3789; ConvF(8.53, 8.53, 8.53); Calibrated: 2020-06-16;
- Sensor-Surface: 1.4mm (Mechanical Surface Detection)
- Electronics: DAE4 Sn1374; Calibrated: 2019-09-24
- Phantom: SAM5; Type: SAM; Serial: 1481
- DASY52 52.8.8(1258); SEMCAD X 14.6.10(7331)

Configuration/Body/Area Scan (8x13x1): Measurement grid: dx=15mm, dy=15mm
Maximum value of SAR (measured) = 0.150 W/kg

Configuration/Body/Zoom Scan (5x5x7)/Cube 0: Measurement grid: dx=8mm, dy=8mm, dz=5mm
Reference Value = 10.22 V/m; Power Drift = 0.06 dB
Peak SAR (extrapolated) = 0.180 W/kg
SAR(1 g) = 0.106 W/kg; SAR(10 g) = 0.067 W/kg
Maximum value of SAR (measured) = 0.155 W/kg

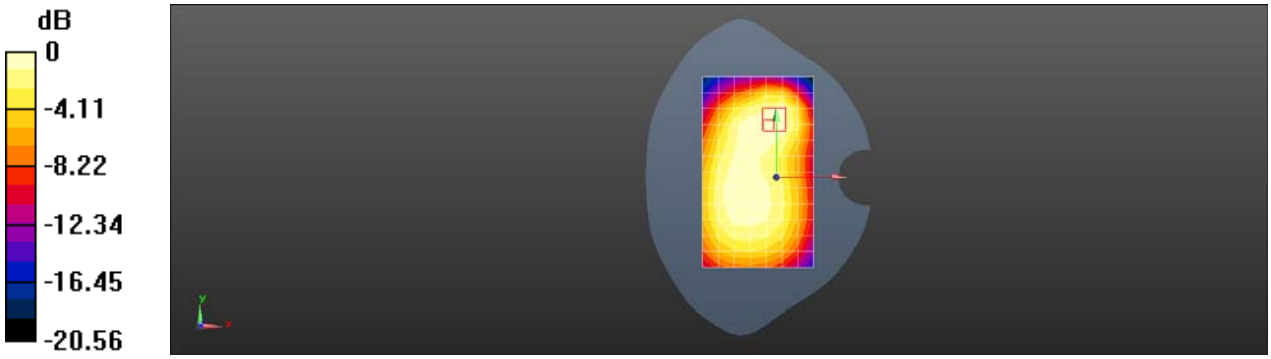

0 dB = 0.150 W/kg = -8.24 dBW/kg

Date: 2020-09-08

Test Laboratory: SGS-SAR Lab

VIVO_V2028 LTE Band 5 10M QPSK 1RB49 20600CH Back side 10mm Ant2

DUT: VIVO V2028; Type: Mobile Phone; Serial: 191cdcb0

Communication System: UID 0, LTE-FDD BW 10MHZ (0); Frequency: 844 MHz;Duty Cycle: 1:1

Medium: HSL835;Medium parameters used: f = 844 MHz; σ = 0.93 S/m; ε_r = 41.404; ρ = 1000 kg/m^3
Phantom section: Flat Section

DASY 5 Configuration:

- Probe: EX3DV4 - SN3789; ConvF(8.53, 8.53, 8.53); Calibrated: 2020-06-16;
- Sensor-Surface: 1.4mm (Mechanical Surface Detection)
- Electronics: DAE4 Sn1374; Calibrated: 2019-09-24
- Phantom: SAM5; Type: SAM; Serial: 1481
- DASY52 52.8.8(1258); SEMCAD X 14.6.10(7331)

Configuration/Body/Area Scan (8x13x1): Measurement grid: dx=15mm, dy=15mm
Maximum value of SAR (measured) = 0.344 W/kg

Configuration/Body/Zoom Scan (5x5x7)/Cube 0: Measurement grid: dx=8mm, dy=8mm, dz=5mm
Reference Value = 10.80 V/m; Power Drift = 0.03 dB
Peak SAR (extrapolated) = 0.452 W/kg
SAR(1 g) = 0.228 W/kg; SAR(10 g) = 0.135 W/kg
Maximum value of SAR (measured) = 0.347 W/kg

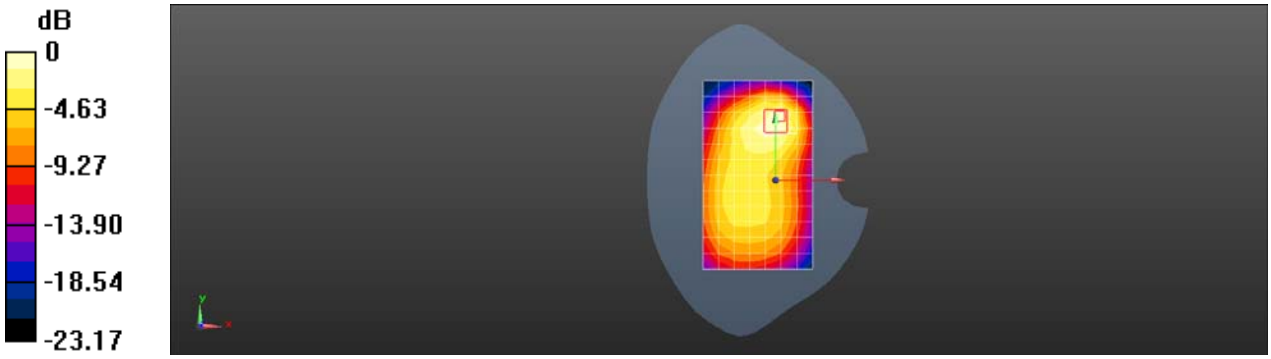

0 dB = 0.344 W/kg = -4.64 dBW/kg

Date: 2020-09-05

Test Laboratory: SGS-SAR Lab

VIVO_V2028 LTE Band 7 20M QPSK 1RB99 20850CH Right cheek Ant1

DUT: VIVO V2028; Type: Mobile Phone; Serial: 191cdcb0

Communication System: UID 0, LTE-FDD BW 20MHz (0); Frequency: 2510 MHz;Duty Cycle: 1:1

Medium: HSL2600;Medium parameters used: f = 2510 MHz; σ = 1.891 S/m; ε_r = 38.724; ρ = 1000 kg/m^3
Phantom section: Right Section

DASY 5 Configuration:

- Probe: EX3DV4 - SN3789; ConvF(6.92, 6.92, 6.92); Calibrated: 2020-06-16;
- Sensor-Surface: 1.4mm (Mechanical Surface Detection)
- Electronics: DAE4 Sn1374; Calibrated: 2019-09-24
- Phantom: SAM5; Type: SAM; Serial: 1481
- DASY52 52.8.8(1258); SEMCAD X 14.6.10(7331)

Configuration/Head/Area Scan (10x16x1): Measurement grid: dx=12mm, dy=12mm
Maximum value of SAR (measured) = 0.457 W/kg

Configuration/Head/Zoom Scan (7x7x7)/Cube 0: Measurement grid: dx=5mm, dy=5mm, dz=5mm
Reference Value = 2.894 V/m; Power Drift = 0.04 dB
Peak SAR (extrapolated) = 0.571 W/kg
SAR(1 g) = 0.304 W/kg; SAR(10 g) = 0.157 W/kg
Maximum value of SAR (measured) = 0.459 W/kg



0 dB = 0.457 W/kg = -3.40 dBW/kg

Date: 2020-09-05

Test Laboratory: SGS-SAR Lab

VIVO_V2028 LTE Band 7 20M QPSK 1RB99 20850CH Back side 15mm Ant1

DUT: VIVO V2028; Type: Mobile Phone; Serial: 191cdcb0

Communication System: UID 0, LTE-FDD BW 20MHz (0); Frequency: 2510 MHz;Duty Cycle: 1:1

Medium: HSL2600;Medium parameters used: f = 2510 MHz; σ = 1.891 S/m; ε_r = 38.724; ρ = 1000 kg/m^3
Phantom section: Flat Section

DASY 5 Configuration:

- Probe: EX3DV4 - SN3789; ConvF(6.92, 6.92, 6.92); Calibrated: 2020-06-16;
- Sensor-Surface: 1.4mm (Mechanical Surface Detection)
- Electronics: DAE4 Sn1374; Calibrated: 2019-09-24
- Phantom: SAM5; Type: SAM; Serial: 1481
- DASY52 52.8.8(1258); SEMCAD X 14.6.10(7331)

Configuration/Body/Area Scan (9x16x1): Measurement grid: dx=12mm, dy=12mm
Maximum value of SAR (measured) = 0.370 W/kg

Configuration/Body/Zoom Scan (7x7x7)/Cube 0: Measurement grid: dx=5mm, dy=5mm, dz=5mm
Reference Value = 6.846 V/m; Power Drift = -0.08 dB
Peak SAR (extrapolated) = 0.488 W/kg
SAR(1 g) = 0.251 W/kg; SAR(10 g) = 0.136 W/kg
Maximum value of SAR (measured) = 0.394 W/kg

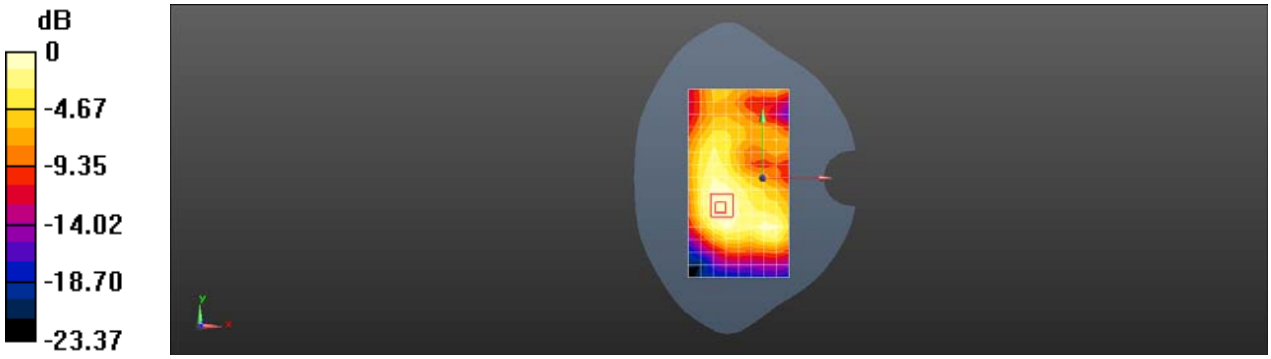

0 dB = 0.370 W/kg = -4.31 dBW/kg

Date: 2020-09-05

Test Laboratory: SGS-SAR Lab

VIVO_V2028 LTE Band 7 20M QPSK 1RB99 20850CH Back side 10mm Ant1

DUT: VIVO V2028; Type: Mobile Phone; Serial: 191cdcb0

Communication System: UID 0, LTE-FDD BW 20MHz (0); Frequency: 2510 MHz;Duty Cycle: 1:1

Medium: HSL2600;Medium parameters used: f = 2510 MHz; σ = 1.891 S/m; ε_r = 38.724; ρ = 1000 kg/m^3
Phantom section: Flat Section

DASY 5 Configuration:

- Probe: EX3DV4 - SN3789; ConvF(6.92, 6.92, 6.92); Calibrated: 2020-06-16;
- Sensor-Surface: 1.4mm (Mechanical Surface Detection)
- Electronics: DAE4 Sn1374; Calibrated: 2019-09-24
- Phantom: SAM5; Type: SAM; Serial: 1481
- DASY52 52.8.8(1258); SEMCAD X 14.6.10(7331)

Configuration/Body/Area Scan (9x16x1): Measurement grid: dx=12mm, dy=12mm
Maximum value of SAR (measured) = 0.724 W/kg

Configuration/Body/Zoom Scan (7x7x7)/Cube 0: Measurement grid: dx=5mm, dy=5mm, dz=5mm
Reference Value = 8.116 V/m; Power Drift = 0.10 dB
Peak SAR (extrapolated) = 0.955 W/kg
SAR(1 g) = 0.491 W/kg; SAR(10 g) = 0.259 W/kg
Maximum value of SAR (measured) = 0.768 W/kg

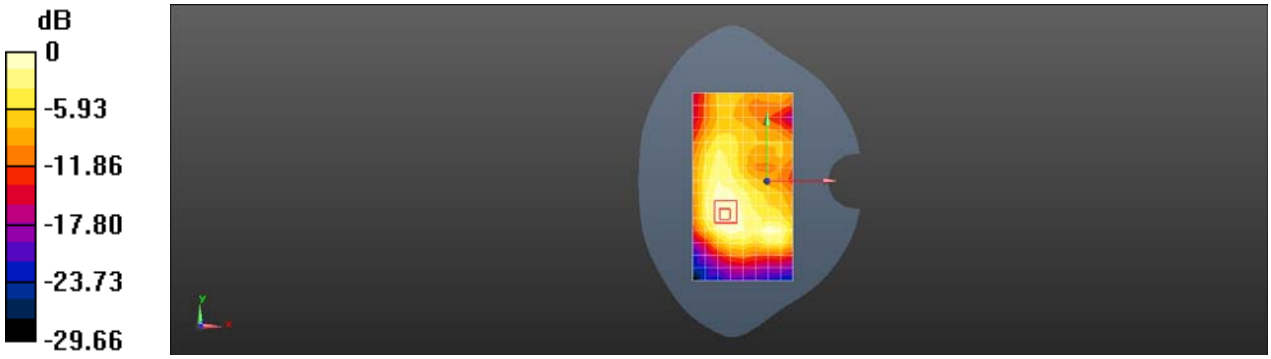

0 dB = 0.724 W/kg = -1.40 dBW/kg

Date: 2020-09-05

Test Laboratory: SGS-SAR Lab

VIVO_V2028 LTE Band 7 20M QPSK 50RB0 21350CH Right tilted Ant2

DUT: VIVO V2028; Type: Mobile Phone; Serial: 191cdcb0

Communication System: UID 0, LTE-FDD BW 20MHz (0); Frequency: 2560 MHz;Duty Cycle: 1:1

Medium: HSL2600;Medium parameters used: f = 2560 MHz; σ = 1.961 S/m; ε_r = 38.551; ρ = 1000 kg/m^3
Phantom section: Right Section

DASY 5 Configuration:

- Probe: EX3DV4 - SN3789; ConvF(6.79, 6.79, 6.79); Calibrated: 2020-06-16;
- Sensor-Surface: 1.4mm (Mechanical Surface Detection)
- Electronics: DAE4 Sn1374; Calibrated: 2019-09-24
- Phantom: SAM5; Type: SAM; Serial: 1481
- DASY52 52.8.8(1258); SEMCAD X 14.6.10(7331)

Configuration/Head/Area Scan (9x17x1): Measurement grid: dx=12mm, dy=12mm
Maximum value of SAR (measured) = 1.16 W/kg

Configuration/Head/Zoom Scan (7x7x7)/Cube 0: Measurement grid: dx=5mm, dy=5mm, dz=5mm
Reference Value = 4.552 V/m; Power Drift = 0.09 dB
Peak SAR (extrapolated) = 1.69 W/kg
SAR(1 g) = 0.683 W/kg; SAR(10 g) = 0.282 W/kg
Maximum value of SAR (measured) = 1.21 W/kg

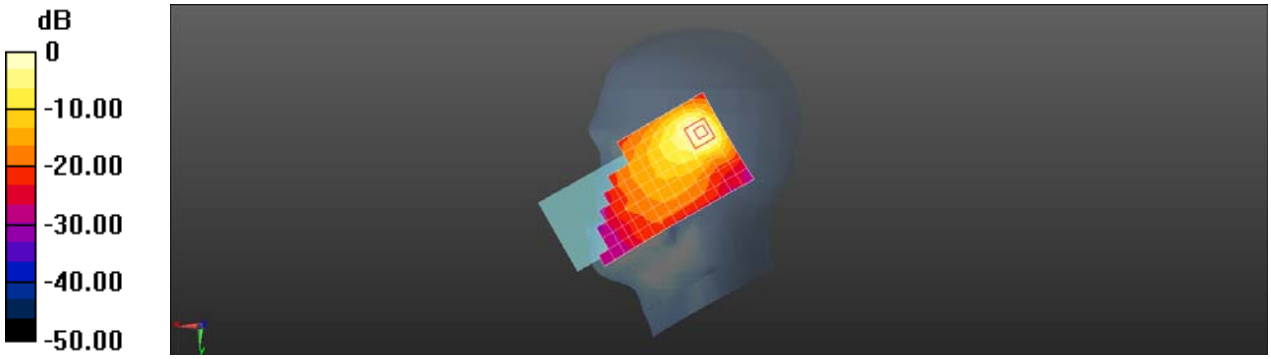

0 dB = 1.16 W/kg = 0.64 dBW/kg

Date: 2020-09-05

Test Laboratory: SGS-SAR Lab

VIVO_V2028 LTE Band 7 20M QPSK 1RB99 20850CH Back side 15mm Ant2

DUT: VIVO V2028; Type: Mobile Phone; Serial: 191cdcb0

Communication System: UID 0, LTE-FDD BW 20MHz (0); Frequency: 2510 MHz;Duty Cycle: 1:1

Medium: HSL2600;Medium parameters used: f = 2510 MHz; σ = 1.891 S/m; ε_r = 38.724; ρ = 1000 kg/m^3
Phantom section: Flat Section

DASY 5 Configuration:

- Probe: EX3DV4 - SN3789; ConvF(6.92, 6.92, 6.92); Calibrated: 2020-06-16;
- Sensor-Surface: 1.4mm (Mechanical Surface Detection)
- Electronics: DAE4 Sn1374; Calibrated: 2019-09-24
- Phantom: SAM5; Type: SAM; Serial: 1481
- DASY52 52.8.8(1258); SEMCAD X 14.6.10(7331)

Configuration/Body/Area Scan (10x16x1): Measurement grid: dx=12mm, dy=12mm
Maximum value of SAR (measured) = 0.475 W/kg

Configuration/Body/Zoom Scan (7x7x7)/Cube 0: Measurement grid: dx=5mm, dy=5mm, dz=5mm
Reference Value = 6.169 V/m; Power Drift = -0.08 dB
Peak SAR (extrapolated) = 0.617 W/kg
SAR(1 g) = 0.296 W/kg; SAR(10 g) = 0.141 W/kg
Maximum value of SAR (measured) = 0.492 W/kg

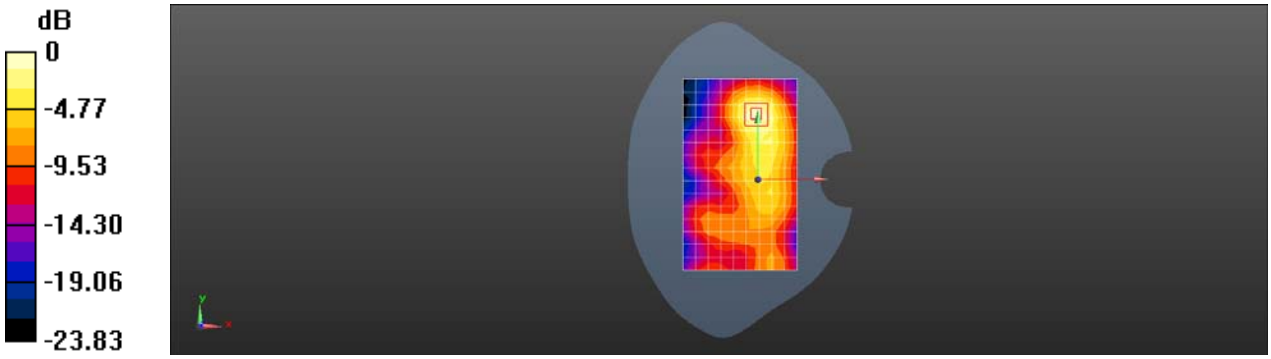

0 dB = 0.475 W/kg = -3.23 dBW/kg

Date: 2020-09-05

Test Laboratory: SGS-SAR Lab

VIVO_V2028 LTE Band 7 20M QPSK 50RB25 20850CH Top side 10mm Ant2

DUT: VIVO V2028; Type: Mobile Phone; Serial: 191cdcb0

Communication System: UID 0, LTE-FDD BW 20MHz (0); Frequency: 2510 MHz;Duty Cycle: 1:1

Medium: HSL2600;Medium parameters used: f = 2510 MHz; σ = 1.891 S/m; ε_r = 38.724; ρ = 1000 kg/m^3
Phantom section: Flat Section

DASY 5 Configuration:

- Probe: EX3DV4 - SN3789; ConvF(6.92, 6.92, 6.92); Calibrated: 2020-06-16;
- Sensor-Surface: 1.4mm (Mechanical Surface Detection)
- Electronics: DAE4 Sn1374; Calibrated: 2019-09-24
- Phantom: SAM5; Type: SAM; Serial: 1481
- DASY52 52.8.8(1258); SEMCAD X 14.6.10(7331)

Configuration/Body/Area Scan (6x9x1): Measurement grid: dx=12mm, dy=12mm
Maximum value of SAR (measured) = 0.431 W/kg

Configuration/Body/Zoom Scan (7x7x7)/Cube 0: Measurement grid: dx=5mm, dy=5mm, dz=5mm
Reference Value = 7.013 V/m; Power Drift = -0.07 dB
Peak SAR (extrapolated) = 0.851 W/kg
SAR(1 g) = 0.371 W/kg; SAR(10 g) = 0.150 W/kg
Maximum value of SAR (measured) = 0.665 W/kg



0 dB = 0.431 W/kg = -3.66 dBW/kg

Date: 2020-09-05

Test Laboratory: SGS-SAR Lab

VIVO_V2028 LTE Band 38 20M QPSK 1RB99 38000CH Right cheek Ant1

DUT: VIVO V2028; Type: Mobile Phone; Serial: 191cdcb0

Communication System: UID 0, LTE-TDD BW 20MHz (0); Frequency: 2595 MHz;Duty Cycle: 1:1.57906

Medium: HSL2600;Medium parameters used: f = 2595 MHz; σ = 1.994 S/m; ε_r = 38.472; ρ = 1000 kg/m^3
Phantom section: Right Section

DASY 5 Configuration:

- Probe: EX3DV4 - SN3789; ConvF(6.79, 6.79, 6.79); Calibrated: 2020-06-16;
- Sensor-Surface: 1.4mm (Mechanical Surface Detection)
- Electronics: DAE4 Sn1374; Calibrated: 2019-09-24
- Phantom: SAM5; Type: SAM; Serial: 1481
- DASY52 52.8.8(1258); SEMCAD X 14.6.10(7331)

Configuration/Head/Area Scan (9x16x1): Measurement grid: dx=12mm, dy=12mm
Maximum value of SAR (measured) = 0.378 W/kg

Configuration/Head/Zoom Scan (7x7x7)/Cube 0: Measurement grid: dx=5mm, dy=5mm, dz=5mm
Reference Value = 1.983 V/m; Power Drift = 0.02 dB
Peak SAR (extrapolated) = 0.462 W/kg
SAR(1 g) = 0.245 W/kg; SAR(10 g) = 0.125 W/kg
Maximum value of SAR (measured) = 0.376 W/kg

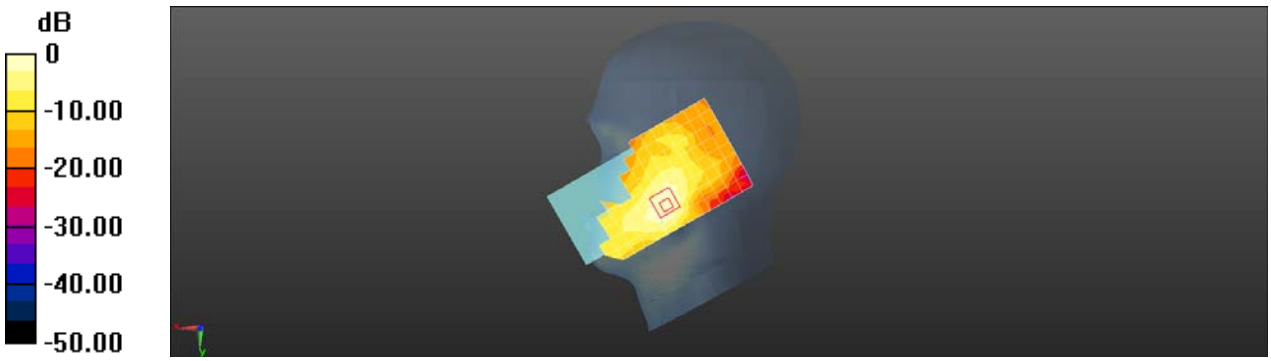

0 dB = 0.378 W/kg = -4.23 dBW/kg

Date: 2020-09-05

Test Laboratory: SGS-SAR Lab

VIVO_V2028 LTE Band 38 20M QPSK 1RB99 38000CH Back side 15mm Ant1

DUT: VIVO V2028; Type: Mobile Phone; Serial: 191cdcb0

Communication System: UID 0, LTE-TDD BW 20MHz (0); Frequency: 2595 MHz;Duty Cycle: 1:1.57906

Medium: HSL2600;Medium parameters used: f = 2595 MHz; σ = 1.994 S/m; ε_r = 38.472; ρ = 1000 kg/m^3
Phantom section: Flat Section

DASY 5 Configuration:

- Probe: EX3DV4 - SN3789; ConvF(6.79, 6.79, 6.79); Calibrated: 2020-06-16;
- Sensor-Surface: 1.4mm (Mechanical Surface Detection)
- Electronics: DAE4 Sn1374; Calibrated: 2019-09-24
- Phantom: SAM5; Type: SAM; Serial: 1481
- DASY52 52.8.8(1258); SEMCAD X 14.6.10(7331)

Configuration/Body/Area Scan (9x16x1): Measurement grid: dx=12mm, dy=12mm
Maximum value of SAR (measured) = 0.288 W/kg

Configuration/Body/Zoom Scan (7x7x7)/Cube 0: Measurement grid: dx=5mm, dy=5mm, dz=5mm
Reference Value = 5.408 V/m; Power Drift = 0.02 dB
Peak SAR (extrapolated) = 0.374 W/kg
SAR(1 g) = 0.186 W/kg; SAR(10 g) = 0.096 W/kg
Maximum value of SAR (measured) = 0.300 W/kg

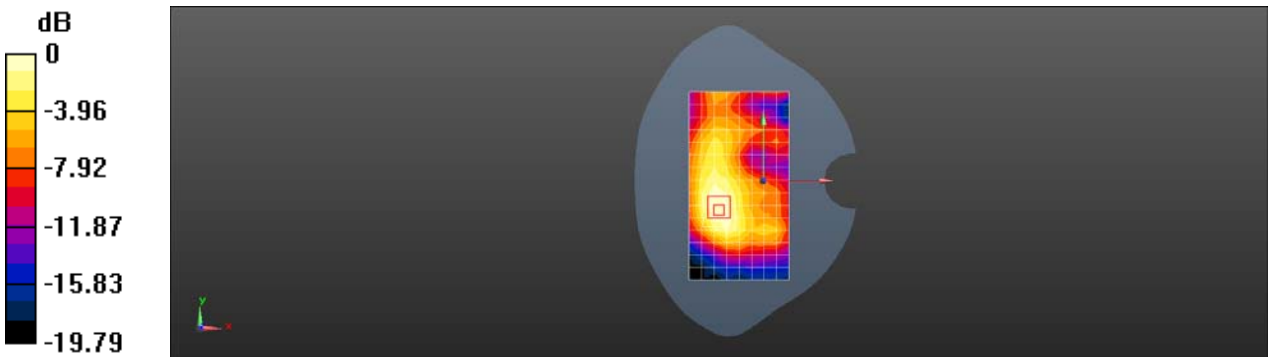

0 dB = 0.288 W/kg = -5.41 dBW/kg

Date: 2020-09-05

Test Laboratory: SGS-SAR Lab

VIVO_V2028 LTE Band 38 20M QPSK 1RB99 38000CH Back side 10mm Ant1

DUT: VIVO V2028; Type: Mobile Phone; Serial: 191cdcb0

Communication System: UID 0, LTE-TDD BW 20MHz (0); Frequency: 2595 MHz;Duty Cycle: 1:1.57906

Medium: HSL2600;Medium parameters used: f = 2595 MHz; σ = 1.994 S/m; ε_r = 38.472; ρ = 1000 kg/m^3
Phantom section: Flat Section

DASY 5 Configuration:

- Probe: EX3DV4 - SN3789; ConvF(6.79, 6.79, 6.79); Calibrated: 2020-06-16;
- Sensor-Surface: 1.4mm (Mechanical Surface Detection)
- Electronics: DAE4 Sn1374; Calibrated: 2019-09-24
- Phantom: SAM5; Type: SAM; Serial: 1481
- DASY52 52.8.8(1258); SEMCAD X 14.6.10(7331)

Configuration/Body/Area Scan (9x16x1): Measurement grid: dx=12mm, dy=12mm
Maximum value of SAR (measured) = 0.520 W/kg

Configuration/Body/Zoom Scan (7x7x7)/Cube 0: Measurement grid: dx=5mm, dy=5mm, dz=5mm
Reference Value = 6.321 V/m; Power Drift = 0.04 dB
Peak SAR (extrapolated) = 0.709 W/kg
SAR(1 g) = 0.353 W/kg; SAR(10 g) = 0.182 W/kg
Maximum value of SAR (measured) = 0.570 W/kg

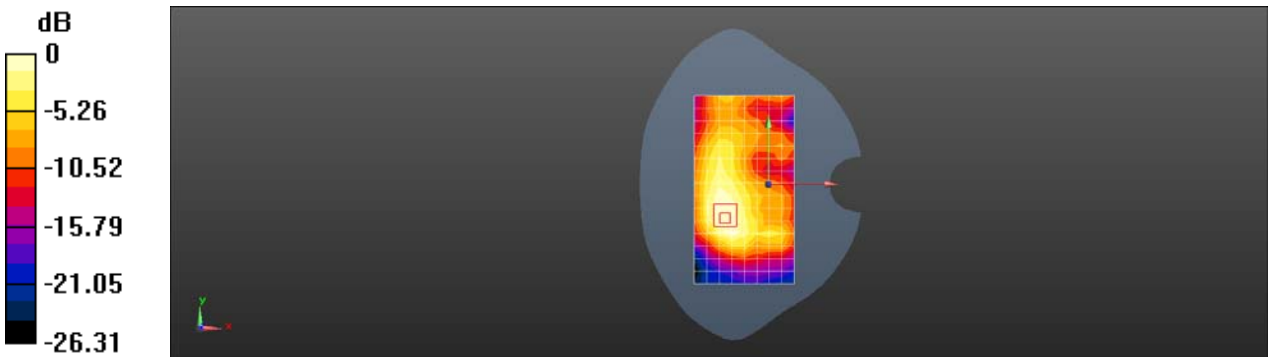

0 dB = 0.520 W/kg = -2.84 dBW/kg

Date: 2020-09-05

Test Laboratory: SGS-SAR Lab

VIVO_V2028 LTE Band 38 20M QPSK 1RB99 38000CH Right tilted Ant2

DUT: VIVO V2028; Type: Mobile Phone; Serial: 191cdcb0

Communication System: UID 0, LTE-TDD BW 20MHz (0); Frequency: 2595 MHz;Duty Cycle: 1:1.57906

Medium: HSL2600;Medium parameters used: f = 2595 MHz; σ = 1.994 S/m; ε_r = 38.472; ρ = 1000 kg/m^3
Phantom section: Right Section

DASY 5 Configuration:

- Probe: EX3DV4 - SN3789; ConvF(6.79, 6.79, 6.79); Calibrated: 2020-06-16;
- Sensor-Surface: 1.4mm (Mechanical Surface Detection)
- Electronics: DAE4 Sn1374; Calibrated: 2019-09-24
- Phantom: SAM5; Type: SAM; Serial: 1481
- DASY52 52.8.8(1258); SEMCAD X 14.6.10(7331)

Configuration/Head/Area Scan (9x17x1): Measurement grid: dx=12mm, dy=12mm
Maximum value of SAR (measured) = 1.03 W/kg

Configuration/Head/Zoom Scan (7x7x7)/Cube 0: Measurement grid: dx=5mm, dy=5mm, dz=5mm
Reference Value = 5.235 V/m; Power Drift = 0.06 dB
Peak SAR (extrapolated) = 1.65 W/kg
SAR(1 g) = 0.656 W/kg; SAR(10 g) = 0.279 W/kg
Maximum value of SAR (measured) = 1.17 W/kg

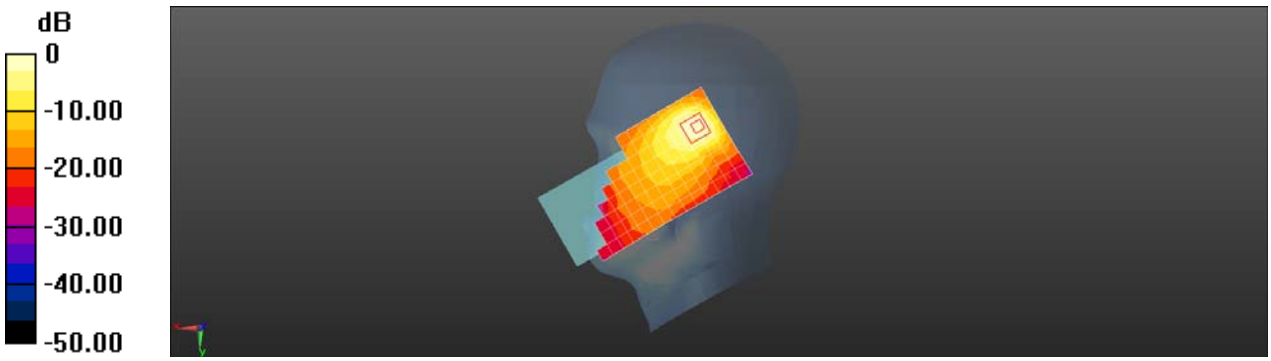

0 dB = 1.03 W/kg = 0.14 dBW/kg

Date: 2020-09-05

Test Laboratory: SGS-SAR Lab

VIVO_V2028 LTE Band 38 20M QPSK 1RB99 38150CH Back side 15mm Ant2

DUT: VIVO V2028; Type: Mobile Phone; Serial: 191cdcb0

Communication System: UID 0, LTE-TDD BW 20MHz (0); Frequency: 2610 MHz;Duty Cycle: 1:1.57906

Medium: HSL2600;Medium parameters used: f = 2610 MHz; σ = 2.03 S/m; ε_r = 38.367; ρ = 1000 kg/m^3
Phantom section: Flat Section

DASY 5 Configuration:

- Probe: EX3DV4 - SN3789; ConvF(6.79, 6.79, 6.79); Calibrated: 2020-06-16;
- Sensor-Surface: 1.4mm (Mechanical Surface Detection)
- Electronics: DAE4 Sn1374; Calibrated: 2019-09-24
- Phantom: SAM5; Type: SAM; Serial: 1481
- DASY52 52.8.8(1258); SEMCAD X 14.6.10(7331)

Configuration/Body/Area Scan (9x16x1): Measurement grid: dx=12mm, dy=12mm
Maximum value of SAR (measured) = 0.329 W/kg

Configuration/Body/Zoom Scan (7x7x7)/Cube 0: Measurement grid: dx=5mm, dy=5mm, dz=5mm
Reference Value = 5.793 V/m; Power Drift = 0.05 dB
Peak SAR (extrapolated) = 0.422 W/kg
SAR(1 g) = 0.195 W/kg; SAR(10 g) = 0.096 W/kg
Maximum value of SAR (measured) = 0.326 W/kg

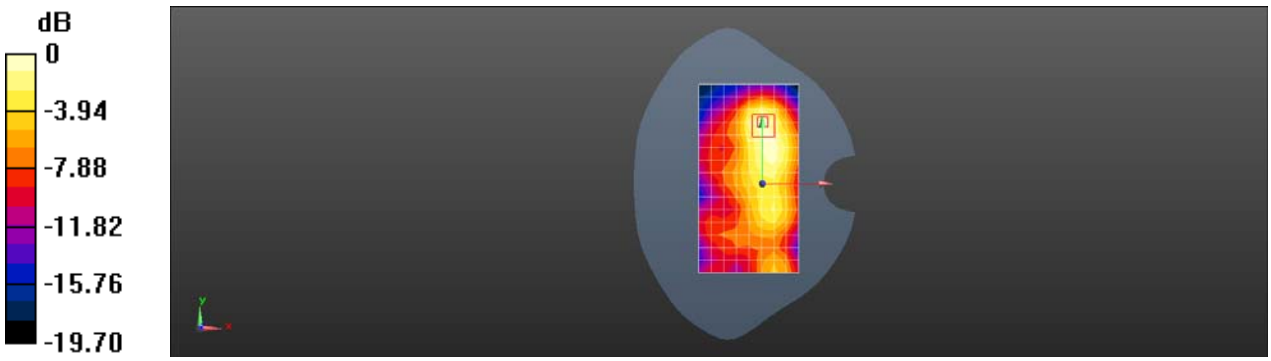

0 dB = 0.329 W/kg = -4.83 dBW/kg

Date: 2020-09-05

Test Laboratory: SGS-SAR Lab

VIVO_V2028 LTE Band 38 20M QPSK 50RB0 37850CH Top side 10mm Ant2

DUT: VIVO V2028; Type: Mobile Phone; Serial: 191cdcb0

Communication System: UID 0, LTE-TDD BW 20MHz (0); Frequency: 2580 MHz;Duty Cycle: 1:1.57906

Medium: HSL2600;Medium parameters used: f = 2580 MHz; σ = 1.986 S/m; ε_r = 38.415; ρ = 1000 kg/m^3
Phantom section: Flat Section

DASY 5 Configuration:

- Probe: EX3DV4 - SN3789; ConvF(6.79, 6.79, 6.79); Calibrated: 2020-06-16;
- Sensor-Surface: 1.4mm (Mechanical Surface Detection)
- Electronics: DAE4 Sn1374; Calibrated: 2019-09-24
- Phantom: SAM5; Type: SAM; Serial: 1481
- DASY52 52.8.8(1258); SEMCAD X 14.6.10(7331)

Configuration/Body/Area Scan (6x9x1): Measurement grid: dx=12mm, dy=12mm
Maximum value of SAR (measured) = 0.468 W/kg

Configuration/Body/Zoom Scan (7x7x7)/Cube 0: Measurement grid: dx=5mm, dy=5mm, dz=5mm
Reference Value = 6.296 V/m; Power Drift = -0.11 dB
Peak SAR (extrapolated) = 0.824 W/kg
SAR(1 g) = 0.349 W/kg; SAR(10 g) = 0.140 W/kg
Maximum value of SAR (measured) = 0.632 W/kg

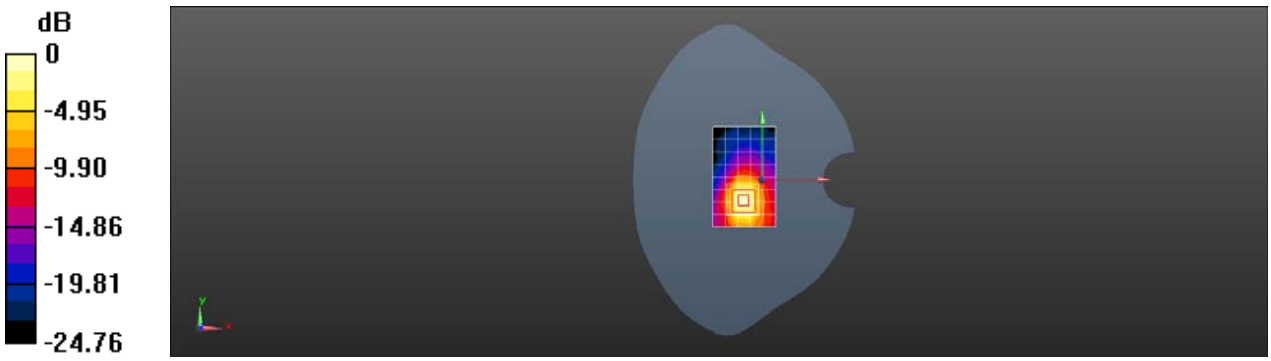

0 dB = 0.468 W/kg = -3.29 dBW/kg

Date: 2020-09-05

Test Laboratory: SGS-SAR Lab

VIVO_V2028 LTE Band 41 20M QPSK 1RB0 40140CH Right cheek Ant1

DUT: VIVO V2028; Type: Mobile Phone; Serial: 191cdcb0

Communication System: UID 0, LTE-TDD BW 20MHz (0); Frequency: 2545 MHz;Duty Cycle: 1:1.57906

Medium: HSL2600;Medium parameters used: f = 2545 MHz; σ = 1.95 S/m; ε_r = 38.539; ρ = 1000 kg/m^3
Phantom section: Right Section

DASY 5 Configuration:

- Probe: EX3DV4 - SN3789; ConvF(6.92, 6.92, 6.92); Calibrated: 2020-06-16;
- Sensor-Surface: 1.4mm (Mechanical Surface Detection)
- Electronics: DAE4 Sn1374; Calibrated: 2019-09-24
- Phantom: SAM5; Type: SAM; Serial: 1481
- DASY52 52.8.8(1258); SEMCAD X 14.6.10(7331)

Configuration/Head/Area Scan (9x16x1): Measurement grid: dx=12mm, dy=12mm
Maximum value of SAR (measured) = 0.311 W/kg

Configuration/Head/Zoom Scan (7x7x7)/Cube 0: Measurement grid: dx=5mm, dy=5mm, dz=5mm
Reference Value = 1.893 V/m; Power Drift = 0.01 dB
Peak SAR (extrapolated) = 0.371 W/kg
SAR(1 g) = 0.197 W/kg; SAR(10 g) = 0.101 W/kg
Maximum value of SAR (measured) = 0.298 W/kg

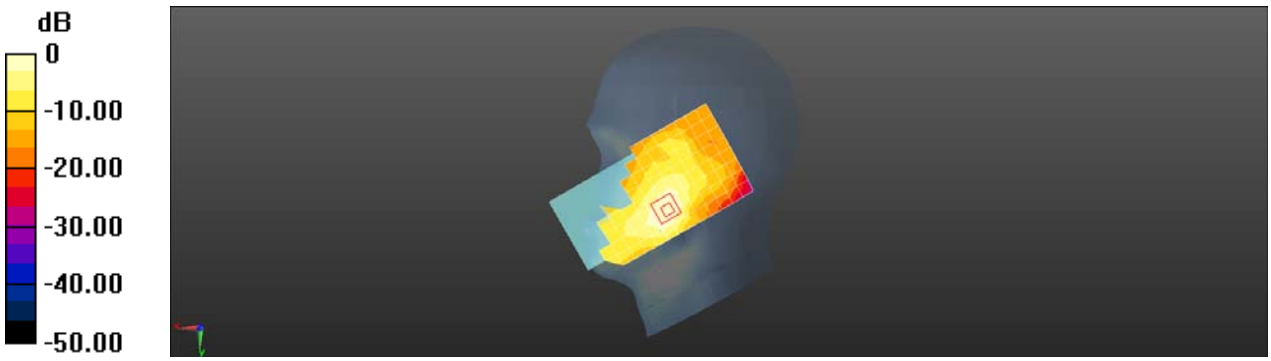

0 dB = 0.311 W/kg = -5.08 dBW/kg

Date: 2020-09-05

Test Laboratory: SGS-SAR Lab

VIVO_V2028 LTE Band 41 20M QPSK 1RB0 40140CH Back side 15mm Ant1

DUT: VIVO V2028; Type: Mobile Phone; Serial: 191cdcb0

Communication System: UID 0, LTE-TDD BW 20MHz (0); Frequency: 2545 MHz;Duty Cycle: 1:1.57906

Medium: HSL2600;Medium parameters used: f = 2545 MHz; σ = 1.95 S/m; ε_r = 38.539; ρ = 1000 kg/m^3
Phantom section: Flat Section

DASY 5 Configuration:

- Probe: EX3DV4 - SN3789; ConvF(6.92, 6.92, 6.92); Calibrated: 2020-06-16;
- Sensor-Surface: 1.4mm (Mechanical Surface Detection)
- Electronics: DAE4 Sn1374; Calibrated: 2019-09-24
- Phantom: SAM5; Type: SAM; Serial: 1481
- DASY52 52.8.8(1258); SEMCAD X 14.6.10(7331)

Configuration/Body/Area Scan (9x16x1): Measurement grid: dx=12mm, dy=12mm
Maximum value of SAR (measured) = 0.238 W/kg

Configuration/Body/Zoom Scan (7x7x7)/Cube 0: Measurement grid: dx=5mm, dy=5mm, dz=5mm
Reference Value = 5.529 V/m; Power Drift = 0.03 dB
Peak SAR (extrapolated) = 0.312 W/kg
SAR(1 g) = 0.160 W/kg; SAR(10 g) = 0.086 W/kg
Maximum value of SAR (measured) = 0.251 W/kg

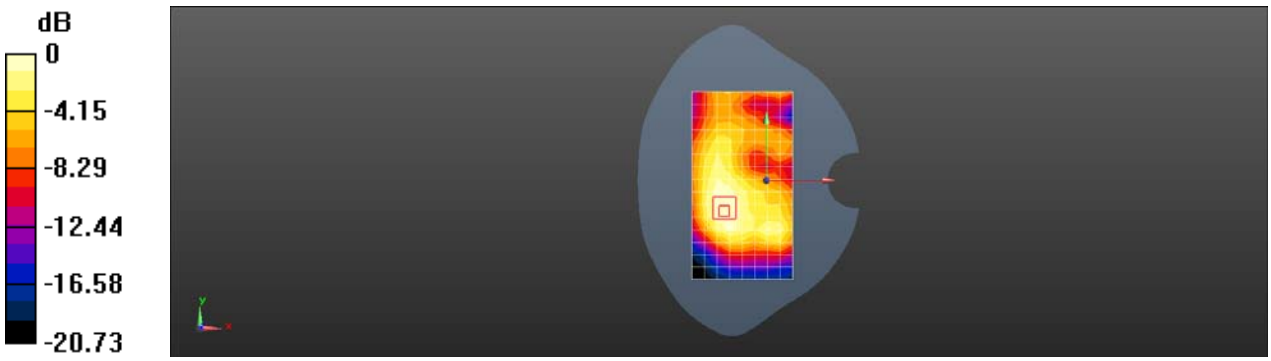

0 dB = 0.238 W/kg = -6.23 dBW/kg

Date: 2020-09-05

Test Laboratory: SGS-SAR Lab

VIVO_V2028 LTE Band 41 20M QPSK 1RB0 40140CH Back side 10mm Ant1

DUT: VIVO V2028; Type: Mobile Phone; Serial: 191cdcb0

Communication System: UID 0, LTE-TDD BW 20MHz (0); Frequency: 2545 MHz;Duty Cycle: 1:1.57906

Medium: HSL2600;Medium parameters used: f = 2545 MHz; σ = 1.95 S/m; ε_r = 38.539; ρ = 1000 kg/m^3
Phantom section: Flat Section

DASY 5 Configuration:

- Probe: EX3DV4 - SN3789; ConvF(6.92, 6.92, 6.92); Calibrated: 2020-06-16;
- Sensor-Surface: 1.4mm (Mechanical Surface Detection)
- Electronics: DAE4 Sn1374; Calibrated: 2019-09-24
- Phantom: SAM5; Type: SAM; Serial: 1481
- DASY52 52.8.8(1258); SEMCAD X 14.6.10(7331)

Configuration/Body/Area Scan (9x16x1): Measurement grid: dx=12mm, dy=12mm
Maximum value of SAR (measured) = 0.479 W/kg

Configuration/Body/Zoom Scan (7x7x7)/Cube 0: Measurement grid: dx=5mm, dy=5mm, dz=5mm
Reference Value = 6.710 V/m; Power Drift = 0.03 dB
Peak SAR (extrapolated) = 0.638 W/kg
SAR(1 g) = 0.321 W/kg; SAR(10 g) = 0.168 W/kg
Maximum value of SAR (measured) = 0.508 W/kg

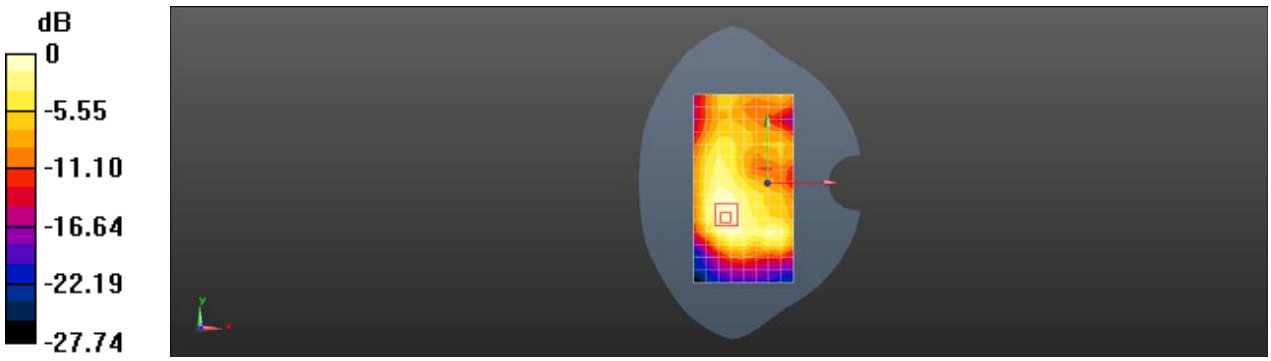

0 dB = 0.479 W/kg = -3.20 dBW/kg

Date: 2020-09-05

Test Laboratory: SGS-SAR Lab

VIVO_V2028 LTE Band 41 20M QPSK 50RB50 40473CH Right tilted Ant2

DUT: VIVO V2028; Type: Mobile Phone; Serial: 191cdcb0

Communication System: UID 0, LTE-TDD BW 20MHz (0); Frequency: 2578.3 MHz;Duty Cycle: 1:1.57906

Medium: HSL2600;Medium parameters used (interpolated): f = 2578.3 MHz; σ = 1.915 S/m; ε_r = 38.451; ρ = 1000 kg/m^3
Phantom section: Right Section

DASY 5 Configuration:

- Probe: EX3DV4 - SN3789; ConvF(6.79, 6.79, 6.79); Calibrated: 2020-06-16;
- Sensor-Surface: 1.4mm (Mechanical Surface Detection)
- Electronics: DAE4 Sn1374; Calibrated: 2019-09-24
- Phantom: SAM5; Type: SAM; Serial: 1481
- DASY52 52.8.8(1258); SEMCAD X 14.6.10(7331)

Configuration/Head/Area Scan (9x17x1): Measurement grid: dx=12mm, dy=12mm
Maximum value of SAR (measured) = 0.864 W/kg

Configuration/Head/Zoom Scan (7x7x7)/Cube 0: Measurement grid: dx=5mm, dy=5mm, dz=5mm
Reference Value = 4.586 V/m; Power Drift = -0.02 dB
Peak SAR (extrapolated) = 1.41 W/kg
SAR(1 g) = 0.560 W/kg; SAR(10 g) = 0.234 W/kg
Maximum value of SAR (measured) = 1.00 W/kg

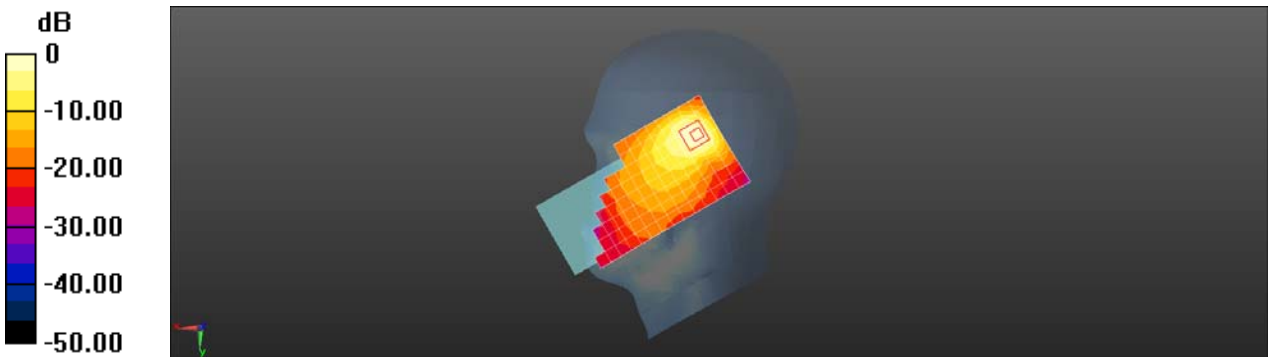

0 dB = 0.864 W/kg = -0.64 dBW/kg

Date: 2020-09-05

Test Laboratory: SGS-SAR Lab

VIVO_V2028 LTE Band 41 20M QPSK 1RB99 41140CH Back side 15mm Ant2

DUT: VIVO V2028; Type: Mobile Phone; Serial: 191cdcb0

Communication System: UID 0, LTE-TDD BW 20MHz (0); Frequency: 2645 MHz;Duty Cycle: 1:1.57906

Medium: HSL2600;Medium parameters used: f = 2645 MHz; σ = 2.057 S/m; ε_r = 38.317; ρ = 1000 kg/m^3
Phantom section: Flat Section

DASY 5 Configuration:

- Probe: EX3DV4 - SN3789; ConvF(6.79, 6.79, 6.79); Calibrated: 2020-06-16;
- Sensor-Surface: 1.4mm (Mechanical Surface Detection)
- Electronics: DAE4 Sn1374; Calibrated: 2019-09-24
- Phantom: SAM5; Type: SAM; Serial: 1481
- DASY52 52.8.8(1258); SEMCAD X 14.6.10(7331)

Configuration/Body/Area Scan (9x16x1): Measurement grid: dx=12mm, dy=12mm
Maximum value of SAR (measured) = 0.296 W/kg

Configuration/Body/Zoom Scan (7x7x7)/Cube 0: Measurement grid: dx=5mm, dy=5mm, dz=5mm
Reference Value = 5.913 V/m; Power Drift = -0.01 dB
Peak SAR (extrapolated) = 0.378 W/kg
SAR(1 g) = 0.173 W/kg; SAR(10 g) = 0.086 W/kg
Maximum value of SAR (measured) = 0.291 W/kg

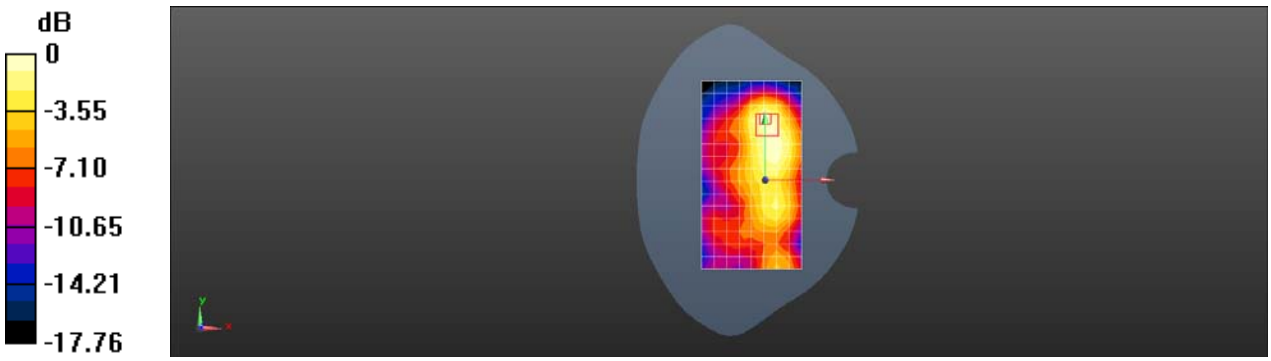

0 dB = 0.296 W/kg = -5.29 dBW/kg

Date: 2020-09-05

Test Laboratory: SGS-SAR Lab

VIVO_V2028 LTE Band 41 20M QPSK 50RB0 40140CH Top side 10mm Ant2

DUT: VIVO V2028; Type: Mobile Phone; Serial: 191cdcb0

Communication System: UID 0, LTE-TDD BW 20MHz (0); Frequency: 2545 MHz;Duty Cycle: 1:1.57906

Medium: HSL2600;Medium parameters used: f = 2545 MHz; σ = 1.95 S/m; ε_r = 38.539; ρ = 1000 kg/m^3
Phantom section: Flat Section

DASY 5 Configuration:

- Probe: EX3DV4 - SN3789; ConvF(6.92, 6.92, 6.92); Calibrated: 2020-06-16;
- Sensor-Surface: 1.4mm (Mechanical Surface Detection)
- Electronics: DAE4 Sn1374; Calibrated: 2019-09-24
- Phantom: SAM5; Type: SAM; Serial: 1481
- DASY52 52.8.8(1258); SEMCAD X 14.6.10(7331)

Configuration/Body/Area Scan (6x9x1): Measurement grid: dx=12mm, dy=12mm
Maximum value of SAR (measured) = 0.364 W/kg

Configuration/Body/Zoom Scan (7x7x7)/Cube 0: Measurement grid: dx=5mm, dy=5mm, dz=5mm
Reference Value = 5.761 V/m; Power Drift = -0.10 dB
Peak SAR (extrapolated) = 0.659 W/kg
SAR(1 g) = 0.282 W/kg; SAR(10 g) = 0.113 W/kg
Maximum value of SAR (measured) = 0.507 W/kg



0 dB = 0.364 W/kg = -4.39 dBW/kg

Date: 2020-09-04

Test Laboratory: SGS-SAR Lab

VIVO_V2028 WIFI 2.4G 802.11b 11CH Left cheek

DUT: VIVO V2028; Type: Mobile Phone; Serial: 191cdcb0

Communication System: UID 0, WI-FI(2.4GHz) (0); Frequency: 2462 MHz;Duty Cycle: 1:1

Medium: HSL2450;Medium parameters used: f = 2462 MHz; σ = 1.869 S/m; ε_r = 38.284; ρ = 1000 kg/m^3
Phantom section: Left Section

DASY 5 Configuration:

- Probe: EX3DV4 - SN3789; ConvF(6.92, 6.92, 6.92); Calibrated: 2020-06-16;
- Sensor-Surface: 1.4mm (Mechanical Surface Detection)
- Electronics: DAE4 Sn1374; Calibrated: 2019-09-24
- Phantom: SAM5; Type: SAM; Serial: 1481
- DASY52 52.8.8(1258); SEMCAD X 14.6.10(7331)

Configuration/Head/Area Scan (9x17x1): Measurement grid: dx=12mm, dy=12mm
Maximum value of SAR (measured) = 0.578 W/kg

Configuration/Head/Zoom Scan (7x7x7)/Cube 0: Measurement grid: dx=5mm, dy=5mm, dz=5mm
Reference Value = 6.973 V/m; Power Drift = -0.01 dB
Peak SAR (extrapolated) = 0.700 W/kg
SAR(1 g) = 0.328 W/kg; SAR(10 g) = 0.151 W/kg
Maximum value of SAR (measured) = 0.538 W/kg



0 dB = 0.578 W/kg = -2.38 dBW/kg

Date: 2020-09-04

Test Laboratory: SGS-SAR Lab

VIVO_V2028 WIFI 2.4G 802.11b 11CH Back side 15mm

DUT: VIVO V2028; Type: Mobile Phone; Serial: 191cdcb0

Communication System: UID 0, WI-FI(2.4GHz) (0); Frequency: 2462 MHz;Duty Cycle: 1:1

Medium: HSL2450;Medium parameters used: f = 2462 MHz; σ = 1.869 S/m; ε_r = 38.284; ρ = 1000 kg/m^3
Phantom section: Flat Section

DASY 5 Configuration:

- Probe: EX3DV4 - SN3789; ConvF(6.92, 6.92, 6.92); Calibrated: 2020-06-16;
- Sensor-Surface: 1.4mm (Mechanical Surface Detection)
- Electronics: DAE4 Sn1374; Calibrated: 2019-09-24
- Phantom: SAM5; Type: SAM; Serial: 1481
- DASY52 52.8.8(1258); SEMCAD X 14.6.10(7331)

Configuration/Body/Area Scan (9x16x1): Measurement grid: dx=12mm, dy=12mm
Maximum value of SAR (measured) = 0.221 W/kg

Configuration/Body/Zoom Scan (7x7x7)/Cube 0: Measurement grid: dx=5mm, dy=5mm, dz=5mm
Reference Value = 3.144 V/m; Power Drift = 0.17 dB
Peak SAR (extrapolated) = 0.282 W/kg
SAR(1 g) = 0.154 W/kg; SAR(10 g) = 0.084 W/kg
Maximum value of SAR (measured) = 0.233 W/kg

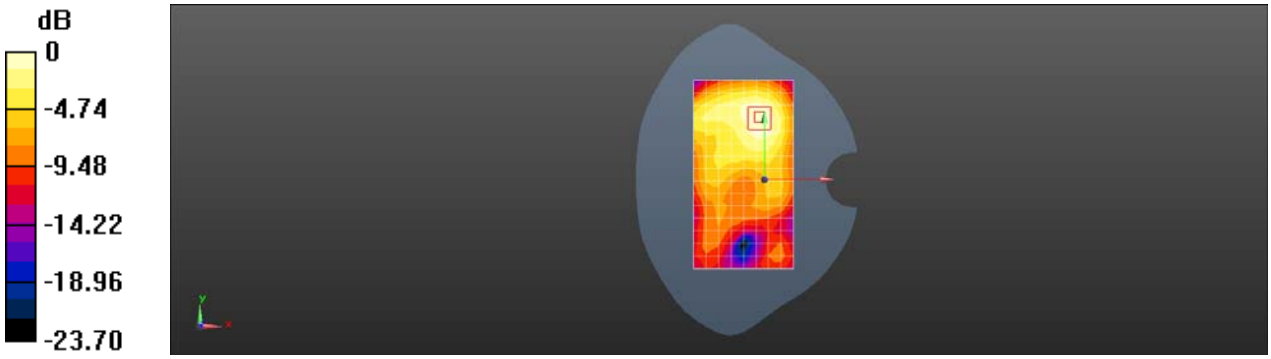

0 dB = 0.221 W/kg = -6.56 dBW/kg

Date: 2020-09-04

Test Laboratory: SGS-SAR Lab

VIVO_V2028 WIFI 2.4G 802.11b 11CH Back side 10mm

DUT: VIVO V2028; Type: Mobile Phone; Serial: 191cdcb0

Communication System: UID 0, WI-FI(2.4GHz) (0); Frequency: 2462 MHz;Duty Cycle: 1:1

Medium: HSL2450;Medium parameters used: f = 2462 MHz; σ = 1.869 S/m; ε_r = 38.284; ρ = 1000 kg/m^3
Phantom section: Flat Section

DASY 5 Configuration:

- Probe: EX3DV4 - SN3789; ConvF(6.92, 6.92, 6.92); Calibrated: 2020-06-16;
- Sensor-Surface: 1.4mm (Mechanical Surface Detection)
- Electronics: DAE4 Sn1374; Calibrated: 2019-09-24
- Phantom: SAM5; Type: SAM; Serial: 1481
- DASY52 52.8.8(1258); SEMCAD X 14.6.10(7331)

Configuration/Body/Area Scan (9x16x1): Measurement grid: dx=12mm, dy=12mm
Maximum value of SAR (measured) = 0.207 W/kg

Configuration/Body/Zoom Scan (7x7x7)/Cube 0: Measurement grid: dx=5mm, dy=5mm, dz=5mm
Reference Value = 3.290 V/m; Power Drift = 0.02 dB
Peak SAR (extrapolated) = 0.270 W/kg
SAR(1 g) = 0.147 W/kg; SAR(10 g) = 0.079 W/kg
Maximum value of SAR (measured) = 0.222 W/kg

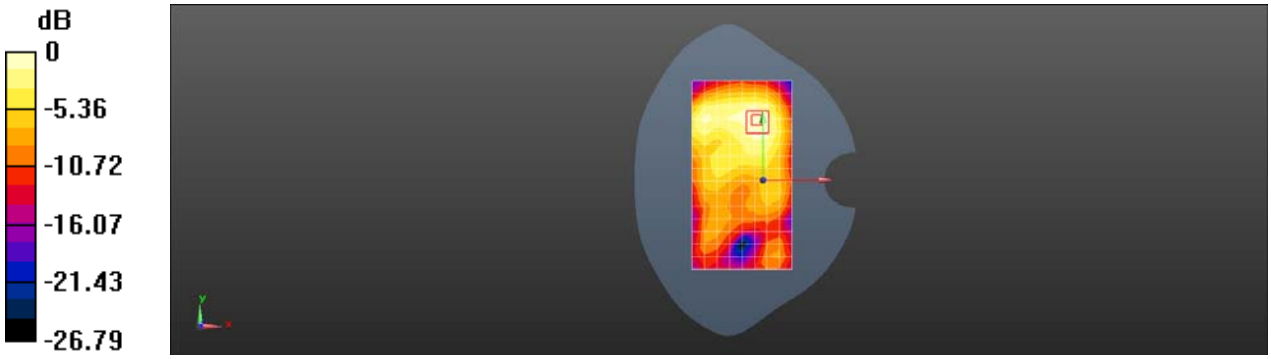

0 dB = 0.207 W/kg = -6.84 dBW/kg

Date: 2020-09-04

Test Laboratory: SGS-SAR Lab

VIVO_V2028 WIFI 5G 802.11a 52CH Left cheek

DUT: VIVO V2028; Type: Mobile Phone; Serial: 191cdc1b

Communication System: UID 0, WI-FI(5GHz) (0); Frequency: 5260 MHz;Duty Cycle: 1:1

Medium: HSL5000;Medium parameters used: f = 5260 MHz; σ = 4.684 S/m; ε_r = 36.238; ρ = 1000 kg/m^3
Phantom section: Left Section

DASY 5 Configuration:

- Probe: EX3DV4 - SN3748; ConvF(5.05, 5.05, 5.05); Calibrated: 2020-07-29;
- Sensor-Surface: 1.4mm (Mechanical Surface Detection)
- Electronics: DAE3 Sn414; Calibrated: 2019-12-17
- Phantom: SAM6; Type: SAM; Serial: 1824
- DASY52 52.8.8(1258); SEMCAD X 14.6.10(7331)

Configuration/Head/Area Scan (11x20x1): Measurement grid: dx=10mm, dy=10mm
Maximum value of SAR (measured) = 2.12 W/kg

Configuration/Head/Zoom Scan (7x7x12)/Cube 0: Measurement grid: dx=4mm, dy=4mm, dz=2mm
Reference Value = 3.895 V/m; Power Drift = -0.04 dB
Peak SAR (extrapolated) = 2.68 W/kg
SAR(1 g) = 0.597 W/kg; SAR(10 g) = 0.161 W/kg
Maximum value of SAR (measured) = 1.57 W/kg

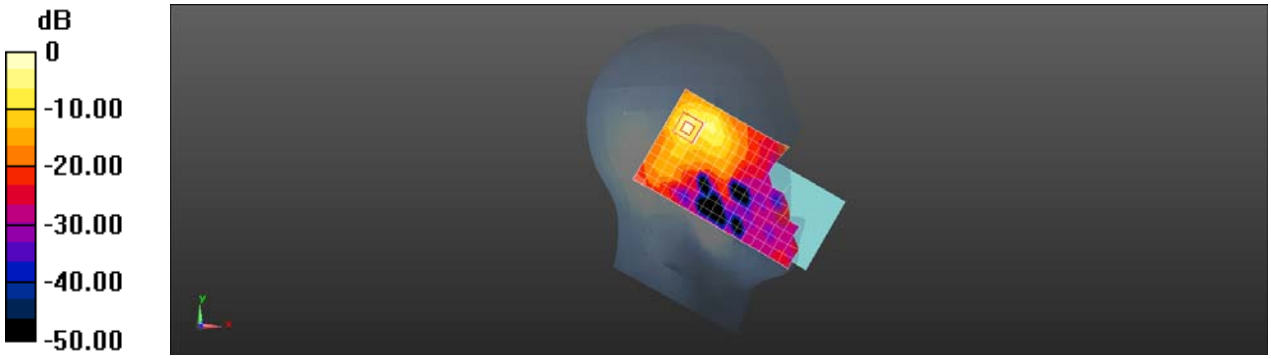

0 dB = 2.12 W/kg = 3.25 dBW/kg

Date: 2020-09-04

Test Laboratory: SGS-SAR Lab

VIVO_V2028 WIFI 5G 802.11a 149CH Back side 15mm

DUT: VIVO V2028; Type: Mobile Phone; Serial: 191cdc1b

Communication System: UID 0, WI-FI(5GHz) (0); Frequency: 5745 MHz;Duty Cycle: 1:1

Medium: HSL5000;Medium parameters used: f = 5745 MHz; σ = 5.264 S/m; ε_r = 34.848; ρ = 1000 kg/m^3
Phantom section: Flat Section

DASY 5 Configuration:

- Probe: EX3DV4 - SN3748; ConvF(4.7, 4.7, 4.7); Calibrated: 2020-07-29;
- Sensor-Surface: 1.4mm (Mechanical Surface Detection)
- Electronics: DAE3 Sn414; Calibrated: 2019-12-17
- Phantom: SAM6; Type: SAM; Serial: 1824
- DASY52 52.8.8(1258); SEMCAD X 14.6.10(7331)

Configuration/Body/Area Scan (11x19x1): Measurement grid: dx=10mm, dy=10mm
Maximum value of SAR (measured) = 0.522 W/kg

Configuration/Body/Zoom Scan (7x7x12)/Cube 0: Measurement grid: dx=4mm, dy=4mm, dz=2mm
Reference Value = 1.113 V/m; Power Drift = -0.01 dB
Peak SAR (extrapolated) = 1.17 W/kg
SAR(1 g) = 0.255 W/kg; SAR(10 g) = 0.091 W/kg
Maximum value of SAR (measured) = 0.626 W/kg

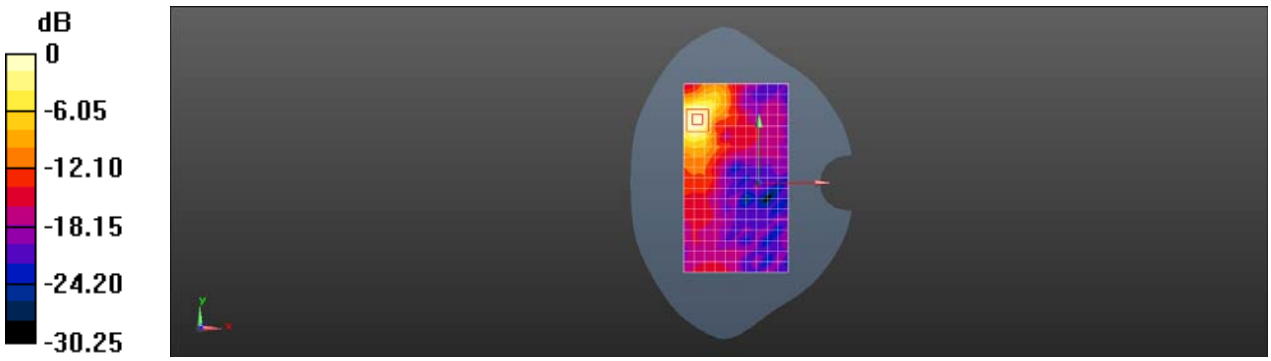

0 dB = 0.522 W/kg = -2.82 dBW/kg

Date: 2020-09-04

Test Laboratory: SGS-SAR Lab

VIVO_V2028 WIFI 5G 802.11a 161CH Rigth side 10mm

DUT: VIVO V2028; Type: Mobile Phone; Serial: 191cdc1b

Communication System: UID 0, WI-FI(5GHz) (0); Frequency: 5805 MHz;Duty Cycle: 1:1

Medium: HSL5000;Medium parameters used: f = 5805 MHz; σ = 5.304 S/m; ε_r = 34.73; ρ = 1000 kg/m^3
Phantom section: Flat Section

DASY 5 Configuration:

- Probe: EX3DV4 - SN3748; ConvF(4.7, 4.7, 4.7); Calibrated: 2020-07-29;
- Sensor-Surface: 1.4mm (Mechanical Surface Detection)
- Electronics: DAE3 Sn414; Calibrated: 2019-12-17
- Phantom: SAM6; Type: SAM; Serial: 1824
- DASY52 52.8.8(1258); SEMCAD X 14.6.10(7331)

Configuration/Body/Area Scan (7x19x1): Measurement grid: dx=10mm, dy=10mm
Maximum value of SAR (measured) = 1.56 W/kg

Configuration/Body/Zoom Scan (7x7x12)/Cube 0: Measurement grid: dx=4mm, dy=4mm, dz=2mm
Reference Value = 2.962 V/m; Power Drift = 0.01 dB
Peak SAR (extrapolated) = 4.10 W/kg
SAR(1 g) = 0.746 W/kg; SAR(10 g) = 0.215 W/kg
Maximum value of SAR (measured) = 2.05 W/kg

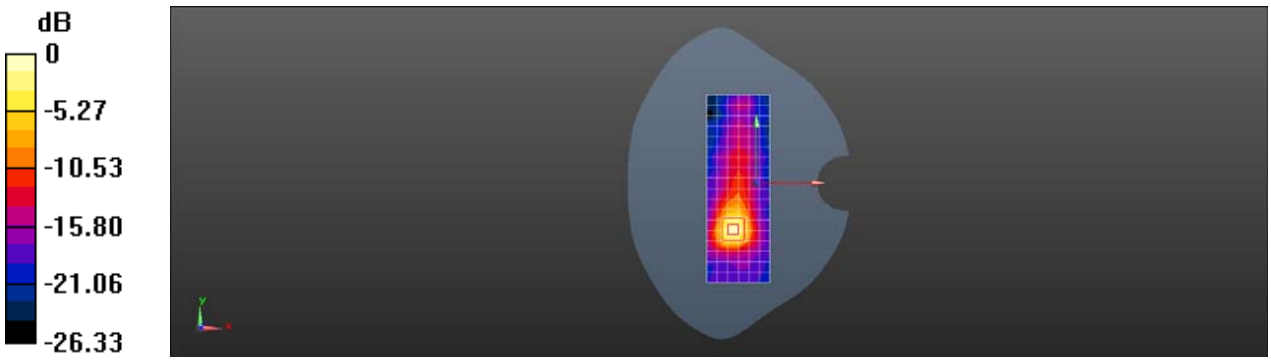

0 dB = 1.56 W/kg = 1.92 dBW/kg

Date: 2020-09-04

Test Laboratory: SGS-SAR Lab

VIVO_V2028 WIFI 5G 802.11a 60CH Back side 0mm

DUT: VIVO V2028; Type: Mobile Phone; Serial: 191cdc1b

Communication System: UID 0, WI-FI(5GHz) (0); Frequency: 5300 MHz;Duty Cycle: 1:1

Medium: HSL5000;Medium parameters used: f = 5300 MHz; σ = 4.776 S/m; ε_r = 36.067; ρ = 1000 kg/m^3
Phantom section: Flat Section

DASY 5 Configuration:

- Probe: EX3DV4 - SN3748; ConvF(5.05, 5.05, 5.05); Calibrated: 2020-07-29;
- Sensor-Surface: 1.4mm (Mechanical Surface Detection)
- Electronics: DAE3 Sn414; Calibrated: 2019-12-17
- Phantom: SAM6; Type: SAM; Serial: 1824
- DASY52 52.8.8(1258); SEMCAD X 14.6.10(7331)

Configuration/Body/Area Scan (11x19x1): Measurement grid: dx=10mm, dy=10mm
Maximum value of SAR (measured) = 2.67 W/kg

Configuration/Body/Zoom Scan (7x7x12)/Cube 0: Measurement grid: dx=4mm, dy=4mm, dz=2mm
Reference Value = 2.212 V/m; Power Drift = -0.07 dB
Peak SAR (extrapolated) = 8.48 W/kg
SAR(1 g) = 1.23 W/kg; SAR(10 g) = 0.362 W/kg
Maximum value of SAR (measured) = 3.69 W/kg

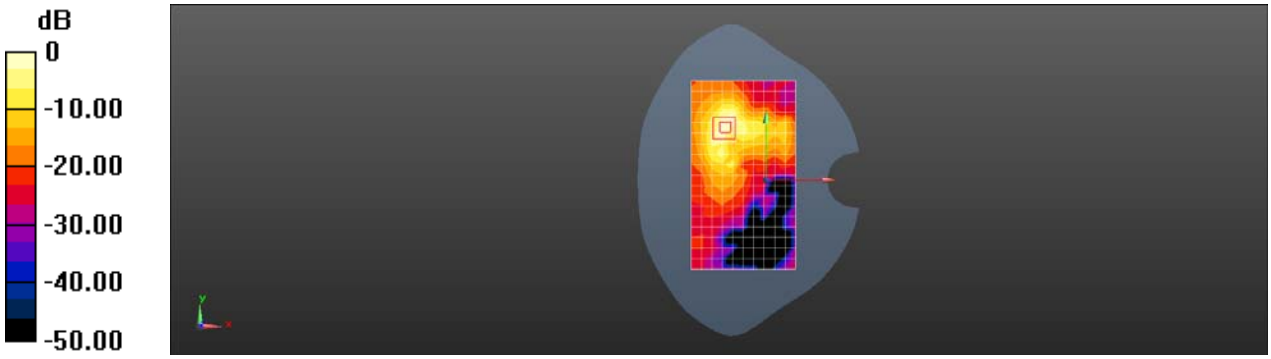

0 dB = 2.67 W/kg = 4.27 dBW/kg

Date: 2020-09-04

Test Laboratory: SGS-SAR Lab

VIVO_V2028 Bluetooth DH5 39CH Left cheek

DUT: VIVO V2028; Type: Mobile Phone; Serial: 191cdcb0

Communication System: UID 0, Bluetooth (0); Frequency: 2441 MHz;Duty Cycle: 1:1

Medium: HSL2450;Medium parameters used: f = 2441 MHz; σ = 1.843 S/m; ε_r = 38.342; ρ = 1000 kg/m^3
Phantom section: Left Section

DASY 5 Configuration:

- Probe: EX3DV4 - SN3789; ConvF(6.92, 6.92, 6.92); Calibrated: 2020-06-16;
- Sensor-Surface: 1.4mm (Mechanical Surface Detection)
- Electronics: DAE4 Sn1374; Calibrated: 2019-09-24
- Phantom: SAM5; Type: SAM; Serial: 1481
- DASY52 52.8.8(1258); SEMCAD X 14.6.10(7331)

Configuration/Head/Area Scan (10x17x1): Measurement grid: dx=12mm, dy=12mm
Maximum value of SAR (measured) = 0.168 W/kg

Configuration/Head/Zoom Scan (7x7x7)/Cube 0: Measurement grid: dx=5mm, dy=5mm, dz=5mm
Reference Value = 3.405 V/m; Power Drift = 0.17 dB
Peak SAR (extrapolated) = 0.315 W/kg
SAR(1 g) = 0.141 W/kg; SAR(10 g) = 0.063 W/kg
Maximum value of SAR (measured) = 0.182 W/kg

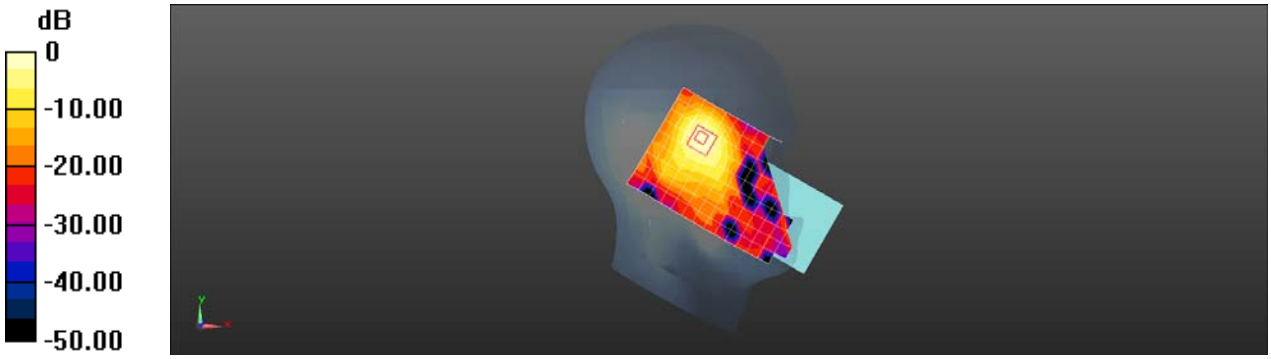

0 dB = 0.168 W/kg = -7.75 dBW/kg

Date: 2020-09-04

Test Laboratory: SGS-SAR Lab

VIVO_V2028 Bluetooth DH5 39CH Top side 10mm

DUT: VIVO V2028; Type: Mobile Phone; Serial: 191cdcb0

Communication System: UID 0, Bluetooth (0); Frequency: 2441 MHz;Duty Cycle: 1:1

Medium: HSL2450;Medium parameters used: f = 2441 MHz; σ = 1.843 S/m; ε_r = 38.342; ρ = 1000 kg/m^3
Phantom section: Flat Section

DASY 5 Configuration:

- Probe: EX3DV4 - SN3789; ConvF(6.92, 6.92, 6.92); Calibrated: 2020-06-16;
- Sensor-Surface: 1.4mm (Mechanical Surface Detection)
- Electronics: DAE4 Sn1374; Calibrated: 2019-09-24
- Phantom: SAM5; Type: SAM; Serial: 1481
- DASY52 52.8.8(1258); SEMCAD X 14.6.10(7331)

Configuration/Body/Area Scan (6x9x1): Measurement grid: dx=12mm, dy=12mm
Maximum value of SAR (measured) = 0.0330 W/kg

Configuration/Body/Zoom Scan (7x7x7)/Cube 0: Measurement grid: dx=5mm, dy=5mm, dz=5mm
Reference Value = 3.560 V/m; Power Drift = -0.02 dB
Peak SAR (extrapolated) = 0.132 W/kg
SAR(1 g) = 0.027 W/kg; SAR(10 g) = 0.010 W/kg
Maximum value of SAR (measured) = 0.0351 W/kg

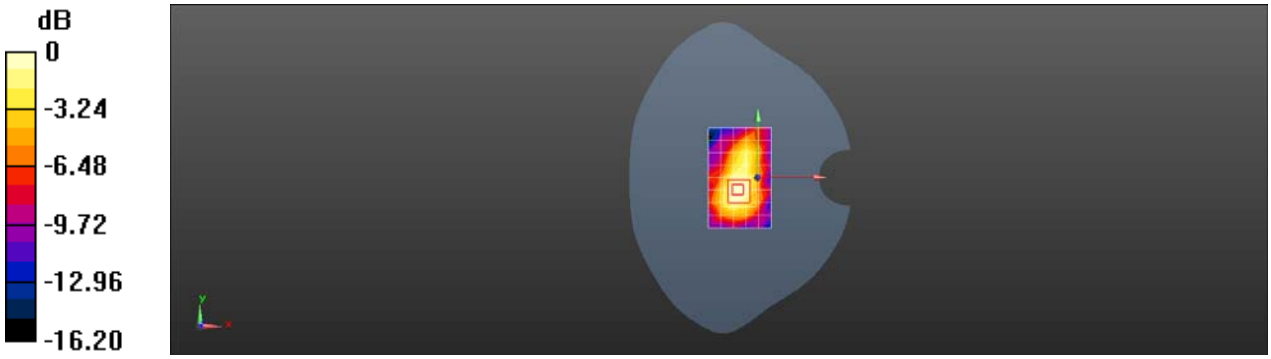

0 dB = 0.0330 W/kg = -14.81 dBW/kg