Appendix B

Detailed Test Results

1. GSM
GSM850 for Head & Body
GSM1900 for Head & Body
2. WCDMA
WCDMA Band II for Head & Body
WCDMA Band IV for Head & Body
WCDMA Band V for Head & Body
3. LTE
LTE Band 2 for Head & Body
LTE Band 4 for Head & Body
LTE Band 5 for Head & Body
LTE Band 7 for Head & Body
LTE Band 38 for Head & Body
LTE Band 41 for Head & Body
4. WIFI & BT
WIFI 2.4GHz for Head & Body
WIFI 5GHz for Head & Body
BT for Head & Body

Date: 2020-08-13

Test Laboratory: SGS-SAR Lab

VIVO_V2027 GSM 850 GSM 190CH Left cheek Ant1

DUT: VIVO V2027; Type: Mobile Phone; Serial: c0984770

Communication System: UID 0, GSM Only Communication System (0); Frequency: 836.6 MHz;Duty Cycle: 1:8.30

Medium: HSL835;Medium parameters used: f = 837 MHz; σ = 0.922 S/m; ε_r = 42.388; ρ = 1000 kg/m^3
Phantom section: Left Section

DASY 5 Configuration:

- Probe: EX3DV4 - SN3789; ConvF(8.53, 8.53, 8.53); Calibrated: 2020-06-16;
- Sensor-Surface: 1.4mm (Mechanical Surface Detection)
- Electronics: DAE4 Sn1374; Calibrated: 2019-09-24
- Phantom: SAM5; Type: SAM; Serial: 1481
- DASY52 52.8.8(1258); SEMCAD X 14.6.10(7331)

Configuration/Head/Area Scan (8x13x1): Measurement grid: dx=15mm, dy=15mm
Maximum value of SAR (measured) = 0.165 W/kg

Configuration/Head/Zoom Scan (5x5x7)/Cube 0: Measurement grid: dx=8mm, dy=8mm, dz=5mm
Reference Value = 3.099 V/m; Power Drift = 0.02 dB
Peak SAR (extrapolated) = 0.183 W/kg
SAR(1 g) = 0.141 W/kg; SAR(10 g) = 0.108 W/kg
Maximum value of SAR (measured) = 0.168 W/kg

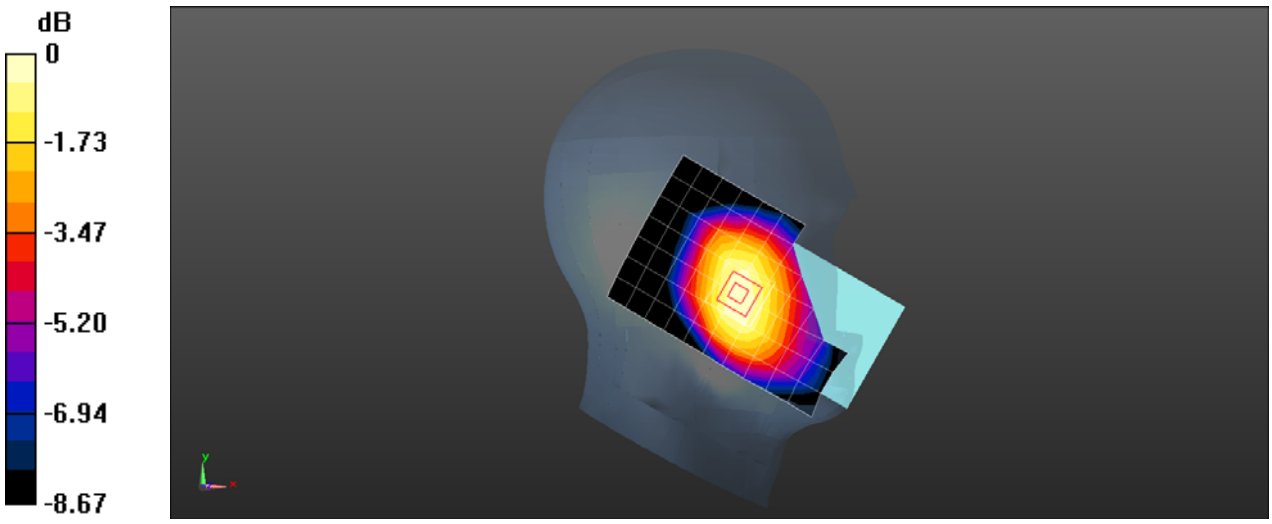

0 dB = 0.168 W/kg = -7.75 dBW/kg

Date: 2020-08-13

Test Laboratory: SGS-SAR Lab

VIVO_V2027 GSM 850 GSM 190CH Back side 15mm Ant1

DUT: VIVO V2027; Type: Mobile Phone; Serial: c0984770

Communication System: UID 0, GSM Only Communication System (0); Frequency: 836.6 MHz;Duty Cycle: 1:8.30

Medium: HSL835;Medium parameters used: f = 837 MHz; σ = 0.922 S/m; ε_r = 42.388; ρ = 1000 kg/m^3
Phantom section: Flat Section

DASY 5 Configuration:

- Probe: EX3DV4 - SN3789; ConvF(8.53, 8.53, 8.53); Calibrated: 2020-06-16;
- Sensor-Surface: 1.4mm (Mechanical Surface Detection)
- Electronics: DAE4 Sn1374; Calibrated: 2019-09-24
- Phantom: SAM5; Type: SAM; Serial: 1481
- DASY52 52.8.8(1258); SEMCAD X 14.6.10(7331)

Configuration/Body/Area Scan (9x16x1): Measurement grid: dx=12mm, dy=12mm
Maximum value of SAR (measured) = 0.167 W/kg

Configuration/Body/Zoom Scan (7x7x7)/Cube 0: Measurement grid: dx=5mm, dy=5mm, dz=5mm
Reference Value = 11.84 V/m; Power Drift = 0.06 dB
Peak SAR (extrapolated) = 0.186 W/kg
SAR(1 g) = 0.138 W/kg; SAR(10 g) = 0.104 W/kg
Maximum value of SAR (measured) = 0.169 W/kg

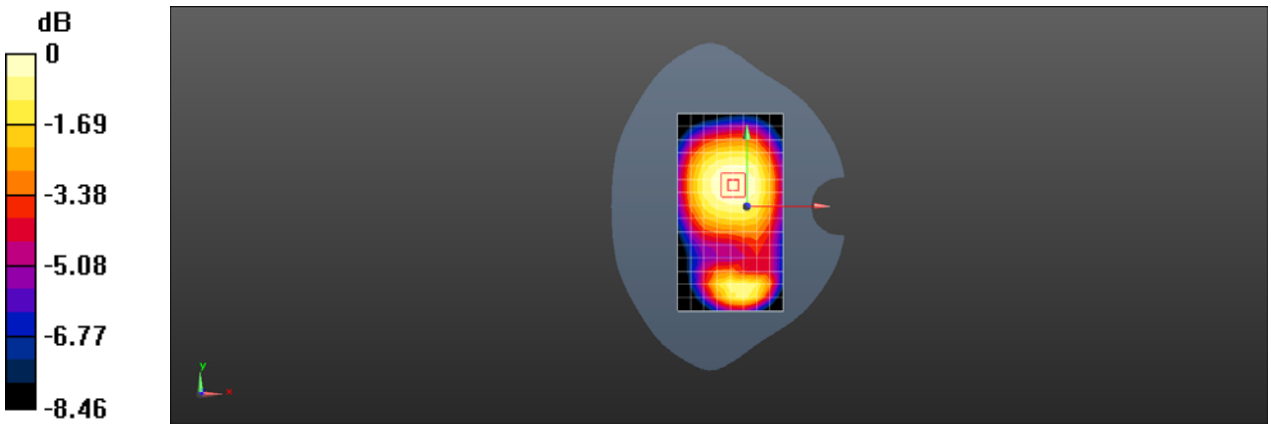

0 dB = 0.169 W/kg = -7.72 dBW/kg

Date: 2020-08-13

Test Laboratory: SGS-SAR Lab

VIVO_V2027 GSM 850 GPRS 2TS 190CH Back side 10mm Ant1

DUT: VIVO V2027; Type: Mobile Phone; Serial: c0984770

Communication System: UID 0, GPRS/EGPRS Mode(2up) Communication System (0); Frequency: 836.6 MHz;Duty Cycle: 1:4.15

Medium: HSL835;Medium parameters used: f = 837 MHz; σ = 0.922 S/m; ε_r = 42.388; ρ = 1000 kg/m^3
Phantom section: Flat Section

DASY 5 Configuration:

- Probe: EX3DV4 - SN3789; ConvF(8.53, 8.53, 8.53); Calibrated: 2020-06-16;
- Sensor-Surface: 1.4mm (Mechanical Surface Detection)
- Electronics: DAE4 Sn1374; Calibrated: 2019-09-24
- Phantom: SAM5; Type: SAM; Serial: 1481
- DASY52 52.8.8(1258); SEMCAD X 14.6.10(7331)

Configuration/Body/Area Scan (8x13x1): Measurement grid: dx=15mm, dy=15mm
Maximum value of SAR (measured) = 0.385 W/kg

Configuration/Body/Zoom Scan (5x5x7)/Cube 0: Measurement grid: dx=8mm, dy=8mm, dz=5mm
Reference Value = 13.12 V/m; Power Drift = 0.04 dB
Peak SAR (extrapolated) = 0.576 W/kg
SAR(1 g) = 0.282 W/kg; SAR(10 g) = 0.162 W/kg
Maximum value of SAR (measured) = 0.446 W/kg

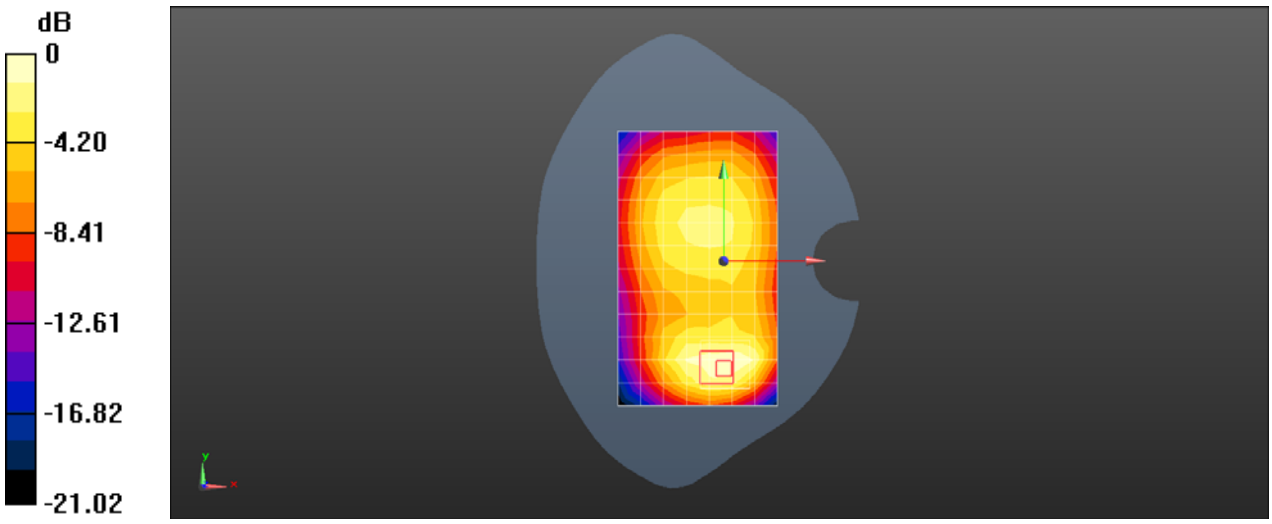

0 dB = 0.385 W/kg = -4.15 dBW/kg

Date: 2020-08-13

Test Laboratory: SGS-SAR Lab

VIVO_V2027 GSM 850 GSM 190CH Right tilted Ant2

DUT: VIVO V2027; Type: Mobile Phone; Serial: c0984770

Communication System: UID 0, GSM Only Communication System (0); Frequency: 836.6 MHz;Duty Cycle: 1:8.30

Medium: HSL850;Medium parameters used: f = 837 MHz; σ = 0.922 S/m; ε_r = 42.388; ρ = 1000 kg/m^3
Phantom section: Right Section

DASY 5 Configuration:

- Probe: EX3DV4 - SN3789; ConvF(8.53, 8.53, 8.53); Calibrated: 2020-06-16;
- Sensor-Surface: 1.4mm (Mechanical Surface Detection)
- Electronics: DAE4 Sn1374; Calibrated: 2019-09-24
- Phantom: SAM5; Type: SAM; Serial: 1481
- DASY52 52.8.8(1258); SEMCAD X 14.6.10(7331)

Configuration/Head/Area Scan (8x14x1): Measurement grid: dx=15mm, dy=15mm
Maximum value of SAR (measured) = 0.767 W/kg

Configuration/Head/Zoom Scan (5x5x7)/Cube 0: Measurement grid: dx=8mm, dy=8mm, dz=5mm
Reference Value = 20.03 V/m; Power Drift = -0.13 dB
Peak SAR (extrapolated) = 1.39 W/kg
SAR(1 g) = 0.469 W/kg; SAR(10 g) = 0.250 W/kg
Maximum value of SAR (measured) = 0.859 W/kg



0 dB = 0.859 W/kg = -0.66 dBW/kg

Date: 2020-08-13

Test Laboratory: SGS-SAR Lab

VIVO_V2027 GSM 850 GSM 190CH Back side 15mm Ant2

DUT: VIVO V2027; Type: Mobile Phone; Serial: c0984770

Communication System: UID 0, GSM Only Communication System (0); Frequency: 836.6 MHz;Duty Cycle: 1:8.30

Medium: HSL835;Medium parameters used: f = 837 MHz; σ = 0.922 S/m; ε_r = 42.388; ρ = 1000 kg/m^3
Phantom section: Flat Section

DASY 5 Configuration:

- Probe: EX3DV4 - SN3789; ConvF(8.53, 8.53, 8.53); Calibrated: 2020-06-16;
- Sensor-Surface: 1.4mm (Mechanical Surface Detection)
- Electronics: DAE4 Sn1374; Calibrated: 2019-09-24
- Phantom: SAM5; Type: SAM; Serial: 1481
- DASY52 52.8.8(1258); SEMCAD X 14.6.10(7331)

Configuration/Body/Area Scan (8x13x1): Measurement grid: dx=15mm, dy=15mm
Maximum value of SAR (measured) = 0.115 W/kg

Configuration/Body/Zoom Scan (5x5x7)/Cube 0: Measurement grid: dx=8mm, dy=8mm, dz=5mm
Reference Value = 9.547 V/m; Power Drift = 0.03 dB
Peak SAR (extrapolated) = 0.138 W/kg
SAR(1 g) = 0.080 W/kg; SAR(10 g) = 0.052 W/kg.
Maximum value of SAR (measured) = 0.113 W/kg

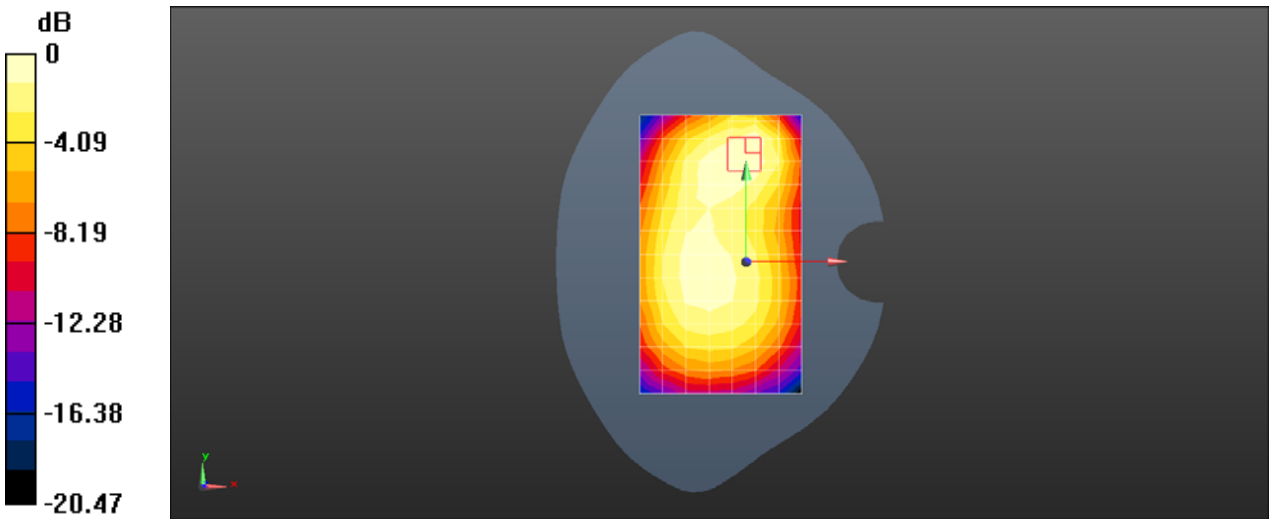

0 dB = 0.115 W/kg = -9.37 dBW/kg

Date: 2020-08-13

Test Laboratory: SGS-SAR Lab

VIVO_V2027 GSM 850 GPRS 2TS 190CH Back side 10mm Ant2

DUT: VIVO V2027; Type: Mobile Phone; Serial: c0984770

Communication System: UID 0, GPRS/EGPRS Mode(2up) Communication System (0); Frequency: 836.6 MHz;Duty Cycle: 1:4.15

Medium: HSL835;Medium parameters used: f = 837 MHz; σ = 0.922 S/m; ε_r = 42.388; ρ = 1000 kg/m^3
Phantom section: Flat Section

DASY 5 Configuration:

- Probe: EX3DV4 - SN3789; ConvF(8.53, 8.53, 8.53); Calibrated: 2020-06-16;
- Sensor-Surface: 1.4mm (Mechanical Surface Detection)
- Electronics: DAE4 Sn1374; Calibrated: 2019-09-24
- Phantom: SAM5; Type: SAM; Serial: 1481
- DASY52 52.8.8(1258); SEMCAD X 14.6.10(7331)

Configuration/Body/Area Scan (8x13x1): Measurement grid: dx=15mm, dy=15mm
Maximum value of SAR (measured) = 0.230 W/kg

Configuration/Body/Zoom Scan (5x5x7)/Cube 0: Measurement grid: dx=8mm, dy=8mm, dz=5mm
Reference Value = 8.833 V/m; Power Drift = -0.13 dB
Peak SAR (extrapolated) = 0.302 W/kg
SAR(1 g) = 0.154 W/kg; SAR(10 g) = 0.092 W/kg
Maximum value of SAR (measured) = 0.242 W/kg

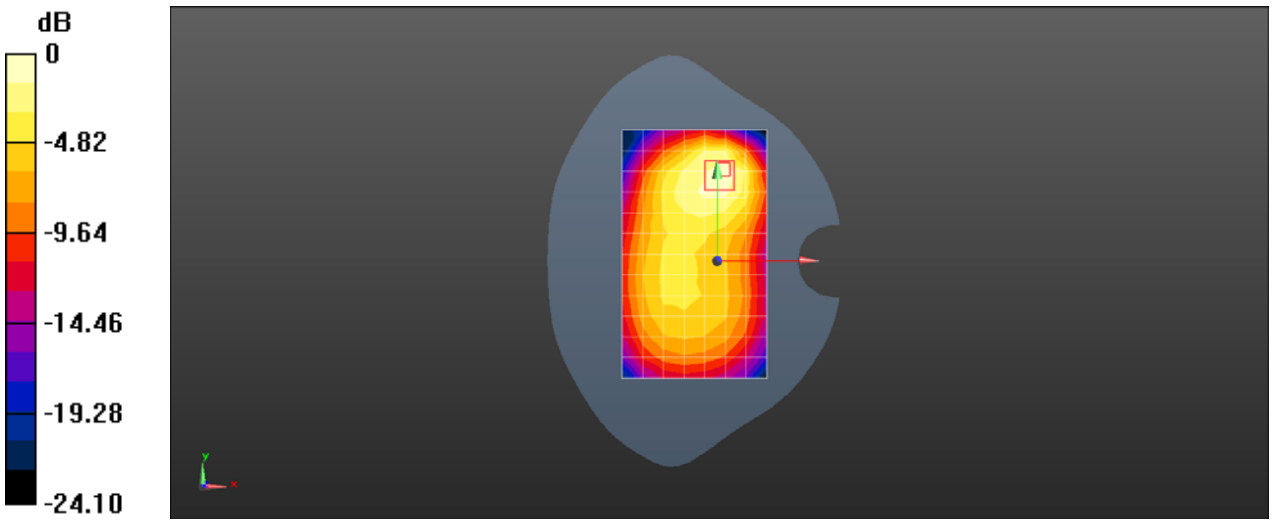

0 dB = 0.230 W/kg = -6.38 dBW/kg

Date: 2020-08-14

Test Laboratory: SGS-SAR Lab

VIVO_V2027 GSM 1900 GSM 661CH Left cheek Ant1

DUT: VIVO V2027; Type: Mobile Phone; Serial: c0984770

Communication System: UID 0, GSM Only Communication System (0); Frequency: 1880 MHz;Duty Cycle: 1:8.30

Medium: HSL1900;Medium parameters used: f = 1880 MHz; σ = 1.38 S/m; ε_r = 40.072; ρ = 1000 kg/m^3
Phantom section: Left Section

DASY 5 Configuration:

- Probe: EX3DV4 - SN3789; ConvF(7.32, 7.32, 7.32); Calibrated: 2020-06-16;
- Sensor-Surface: 1.4mm (Mechanical Surface Detection)
- Electronics: DAE4 Sn1374; Calibrated: 2019-09-24
- Phantom: SAM5; Type: SAM; Serial: 1481
- DASY52 52.8.8(1258); SEMCAD X 14.6.10(7331)

Configuration/Head/Area Scan (8x13x1): Measurement grid: dx=15mm, dy=15mm
Maximum value of SAR (measured) = 0.0741 W/kg

Configuration/Head/Zoom Scan (5x5x7)/Cube 0: Measurement grid: dx=8mm, dy=8mm, dz=5mm
Reference Value = 3.199 V/m; Power Drift = -0.06 dB
Peak SAR (extrapolated) = 0.0930 W/kg
SAR(1 g) = 0.060 W/kg; SAR(10 g) = 0.039 W/kg
Maximum value of SAR (measured) = 0.0808 W/kg

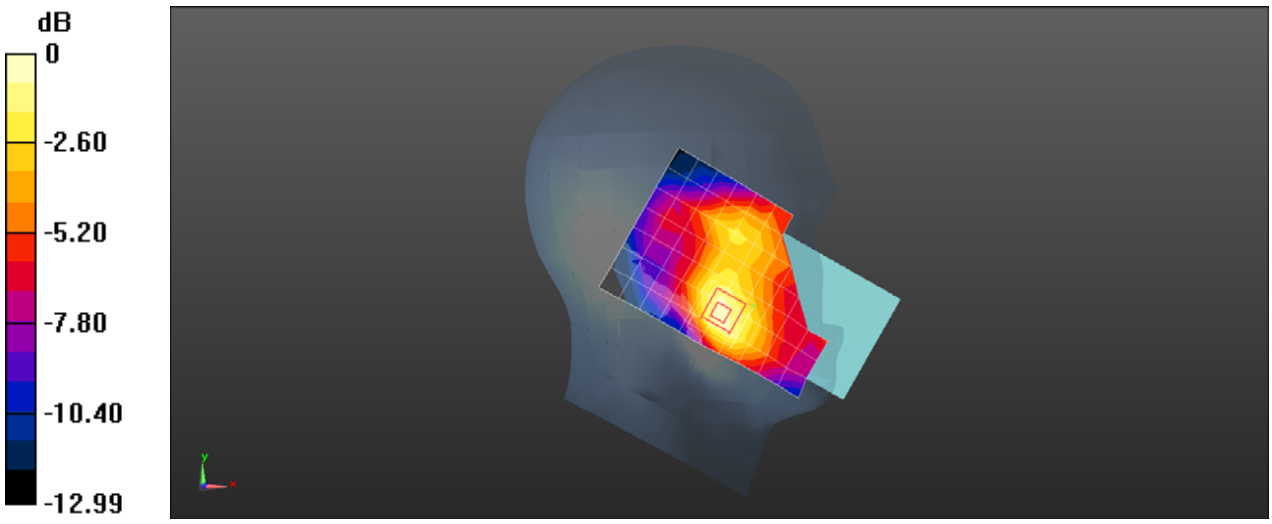

0 dB = 0.0808 W/kg = -10.93 dBW/kg

Date: 2020-08-14

Test Laboratory: SGS-SAR Lab

VIVO_V2027 GSM1900 GSM 661CH Back side 15mm Ant1

DUT: VIVO V2027; Type: Mobile Phone; Serial: c0984770

Communication System: UID 0, GSM Only Communication System (0); Frequency: 1880 MHz;Duty Cycle: 1:8.30

Medium: HSL1900;Medium parameters used: f = 1880 MHz; σ = 1.38 S/m; ε_r = 40.072; ρ = 1000 kg/m^3
Phantom section: Flat Section

DASY 5 Configuration:

- Probe: EX3DV4 - SN3789; ConvF(7.32, 7.32, 7.32); Calibrated: 2020-06-16;
- Sensor-Surface: 1.4mm (Mechanical Surface Detection)
- Electronics: DAE4 Sn1374; Calibrated: 2019-09-24
- Phantom: SAM5; Type: SAM; Serial: 1481
- DASY52 52.8.8(1258); SEMCAD X 14.6.10(7331)

Configuration/Body/Area Scan (8x13x1): Measurement grid: dx=15mm, dy=15mm
Maximum value of SAR (measured) = 0.179 W/kg

Configuration/Body/Zoom Scan (5x5x7)/Cube 0: Measurement grid: dx=8mm, dy=8mm, dz=5mm
Reference Value = 6.701 V/m; Power Drift = 0.04 dB
Peak SAR (extrapolated) = 0.223 W/kg
SAR(1 g) = 0.134 W/kg; SAR(10 g) = 0.079 W/kg
Maximum value of SAR (measured) = 0.191 W/kg

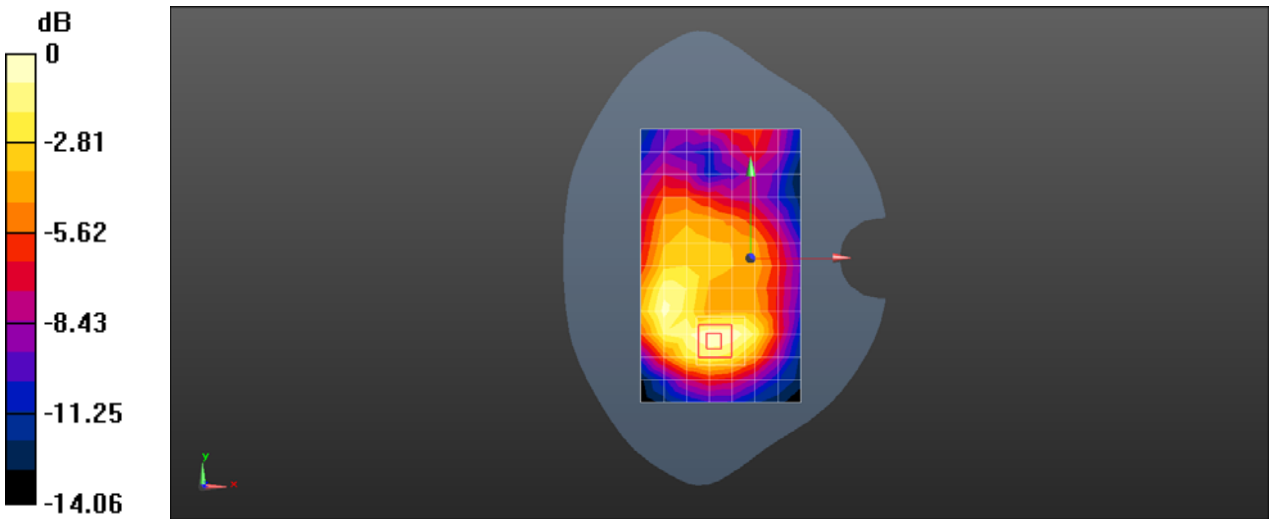

0 dB = 0.179 W/kg = -7.46 dBW/kg

Date: 2020-08-14

Test Laboratory: SGS-SAR Lab

VIVO_V2027 GSM1900 GPRS 2TS 661CH Bottom side 10mm Ant1

DUT: VIVO V2027; Type: Mobile Phone; Serial: c0984770

Communication System: UID 0, GPRS/EGPRS Mode(2up) Communication System (0); Frequency: 1880 MHz;Duty Cycle: 1:4.15

Medium: HSL1900;Medium parameters used: f = 1880 MHz; σ = 1.38 S/m; ε_r = 40.072; ρ = 1000 kg/m^3
Phantom section: Flat Section

DASY 5 Configuration:

- Probe: EX3DV4 - SN3789; ConvF(7.32, 7.32, 7.32); Calibrated: 2020-06-16;
- Sensor-Surface: 1.4mm (Mechanical Surface Detection)
- Electronics: DAE4 Sn1374; Calibrated: 2019-09-24
- Phantom: SAM5; Type: SAM; Serial: 1481
- DASY52 52.8.8(1258); SEMCAD X 14.6.10(7331)

Configuration/Body/Area Scan (5x7x1): Measurement grid: dx=15mm, dy=15mm
Maximum value of SAR (measured) = 0.644 W/kg

Configuration/Body/Zoom Scan (5x5x7)/Cube 0: Measurement grid: dx=8mm, dy=8mm, dz=5mm
Reference Value = 18.37 V/m; Power Drift = 0.03 dB
Peak SAR (extrapolated) = 1.10 W/kg
SAR(1 g) = 0.597 W/kg; SAR(10 g) = 0.331 W/kg
Maximum value of SAR (measured) = 0.898 W/kg

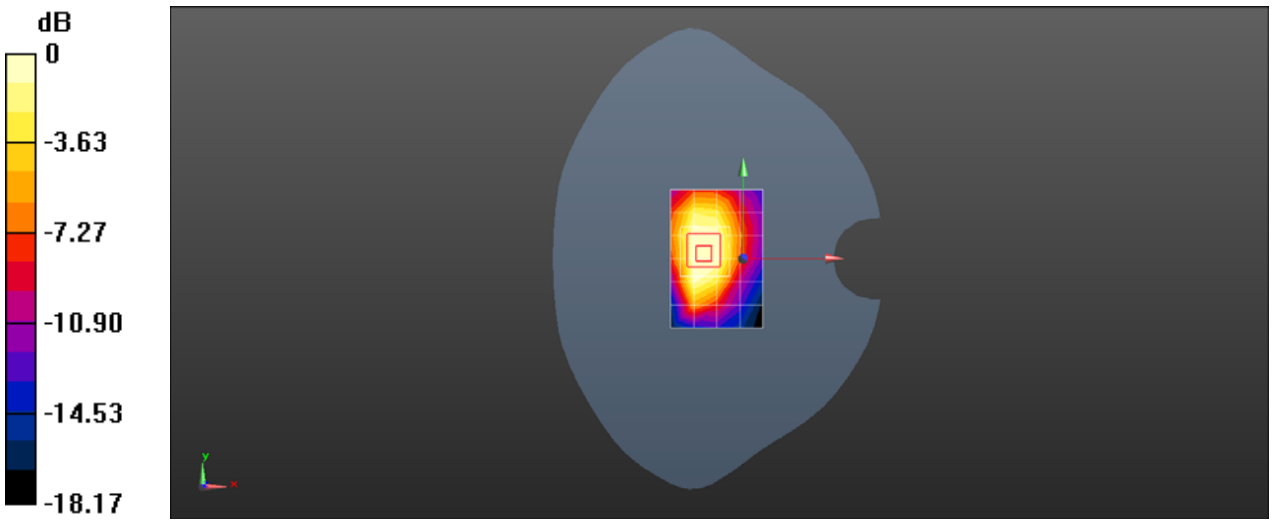

0 dB = 0.644 W/kg = -1.91 dBW/kg

Date: 2020-08-14

Test Laboratory: SGS-SAR Lab

VIVO_V2027 GSM 1900 GSM 661CH Right tilted Ant2

DUT: VIVO V2027; Type: Mobile Phone; Serial: c0984770

Communication System: UID 0, GSM Only Communication System (0); Frequency: 1880 MHz;Duty Cycle: 1:8.30

Medium: HSL1900;Medium parameters used: f = 1880 MHz; σ = 1.38 S/m; ε_r = 40.072; ρ = 1000 kg/m^3
Phantom section: Right Section

DASY 5 Configuration:

- Probe: EX3DV4 - SN3789; ConvF(7.32, 7.32, 7.32); Calibrated: 2020-06-16;
- Sensor-Surface: 1.4mm (Mechanical Surface Detection)
- Electronics: DAE4 Sn1374; Calibrated: 2019-09-24
- Phantom: SAM5; Type: SAM; Serial: 1481
- DASY52 52.8.8(1258); SEMCAD X 14.6.10(7331)

Configuration/Head/Area Scan (8x14x1): Measurement grid: dx=15mm, dy=15mm
Maximum value of SAR (measured) = 0.967 W/kg

Configuration/Head/Zoom Scan (5x5x7)/Cube 0: Measurement grid: dx=8mm, dy=8mm, dz=5mm
Reference Value = 12.51 V/m; Power Drift = 0.07 dB
Peak SAR (extrapolated) = 1.61 W/kg
SAR(1 g) = 0.752 W/kg; SAR(10 g) = 0.342 W/kg
Maximum value of SAR (measured) = 1.31 W/kg

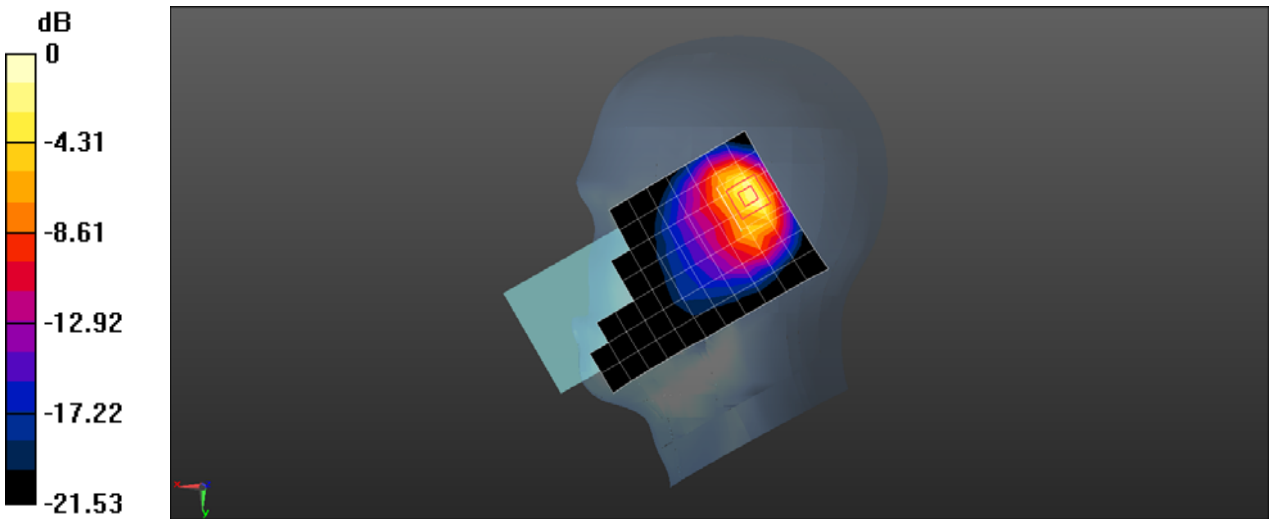

0 dB = 1.31 W/kg = 1.17 dBW/kg

Date: 2020-08-14

Test Laboratory: SGS-SAR Lab

VIVO_V2027 GSM1900 GSM 661CH Back side 15mm Ant2

DUT: VIVO V2027; Type: Mobile Phone; Serial: c0984770

Communication System: UID 0, GSM Only Communication System (0); Frequency: 1880 MHz;Duty Cycle: 1:8.30

Medium: HSL1900;Medium parameters used: f = 1880 MHz; σ = 1.38 S/m; ε_r = 40.072; ρ = 1000 kg/m^3
Phantom section: Flat Section

DASY 5 Configuration:

- Probe: EX3DV4 - SN3789; ConvF(7.32, 7.32, 7.32); Calibrated: 2020-06-16;
- Sensor-Surface: 1.4mm (Mechanical Surface Detection)
- Electronics: DAE4 Sn1374; Calibrated: 2019-09-24
- Phantom: SAM5; Type: SAM; Serial: 1481
- DASY52 52.8.8(1258); SEMCAD X 14.6.10(7331)

Configuration/Body/Area Scan (8x13x1): Measurement grid: dx=15mm, dy=15mm
Maximum value of SAR (measured) = 0.480 W/kg

Configuration/Body/Zoom Scan (5x5x7)/Cube 0: Measurement grid: dx=8mm, dy=8mm, dz=5mm
Reference Value = 7.950 V/m; Power Drift = 0.00 dB
Peak SAR (extrapolated) = 0.568 W/kg
SAR(1 g) = 0.317 W/kg; SAR(10 g) = 0.176 W/kg
Maximum value of SAR (measured) = 0.472 W/kg

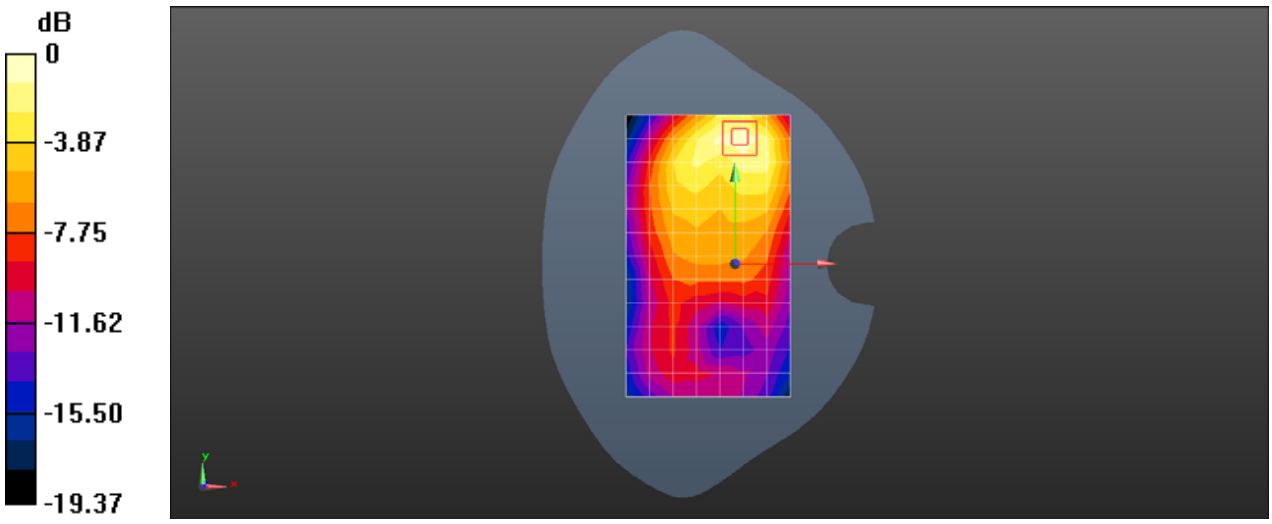

0 dB = 0.480 W/kg = -3.19 dBW/kg

Date: 2020-08-14

Test Laboratory: SGS-SAR Lab

VIVO_V2027 GSM1900 GPRS 4TS 661CH Top side 10mm Ant2

DUT: VIVO V2027; Type: Mobile Phone; Serial: c0984770

Communication System: UID 0, GPRS/EGPRS Mode(4up) Communication System (0); Frequency: 1880 MHz;Duty Cycle: 1:2.08

Medium: HSL1900;Medium parameters used: f = 1880 MHz; σ = 1.38 S/m; ε_r = 40.072; ρ = 1000 kg/m^3
Phantom section: Flat Section

DASY 5 Configuration:

- Probe: EX3DV4 - SN3789; ConvF(7.32, 7.32, 7.32); Calibrated: 2020-06-16;
- Sensor-Surface: 1.4mm (Mechanical Surface Detection)
- Electronics: DAE4 Sn1374; Calibrated: 2019-09-24
- Phantom: SAM5; Type: SAM; Serial: 1481
- DASY52 52.8.8(1258); SEMCAD X 14.6.10(7331)

Configuration/Body/Area Scan (5x7x1): Measurement grid: dx=15mm, dy=15mm
Maximum value of SAR (measured) = 0.751 W/kg

Configuration/Body/Zoom Scan (5x5x7)/Cube 0: Measurement grid: dx=8mm, dy=8mm, dz=5mm
Reference Value = 17.56 V/m; Power Drift = 0.02 dB
Peak SAR (extrapolated) = 0.928 W/kg
SAR(1 g) = 0.473 W/kg; SAR(10 g) = 0.231 W/kg
Maximum value of SAR (measured) = 0.769 W/kg

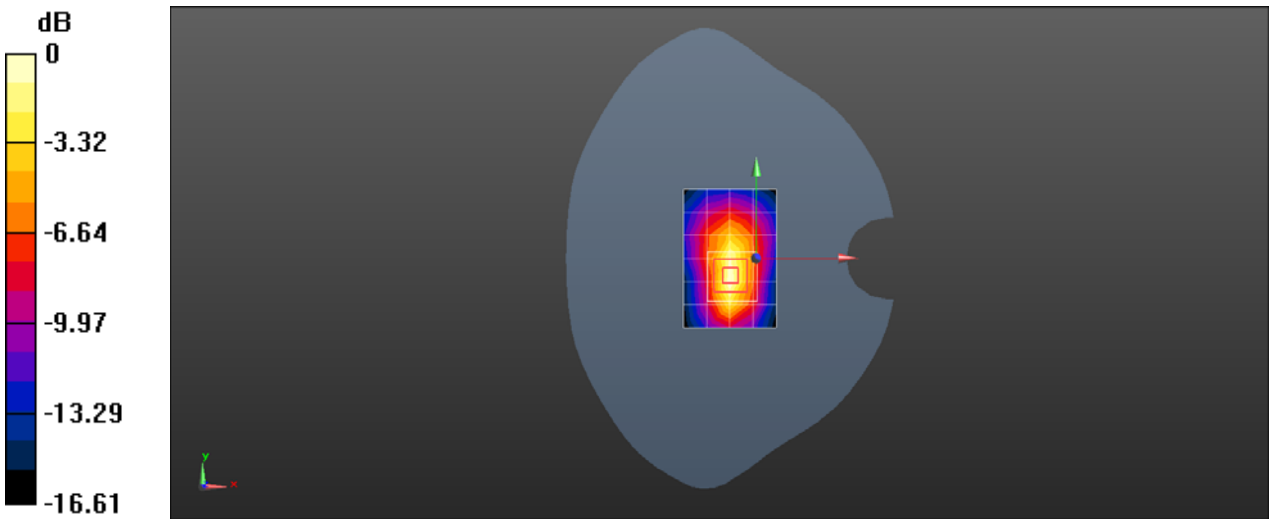

0 dB = 0.751 W/kg = -1.24 dBW/kg

Date: 2020-08-14

Test Laboratory: SGS-SAR Lab

VIVO_V2027 GSM1900 GPRS 2TS 661CH Top side 0mm Ant2

DUT: VIVO V2027; Type: Mobile Phone; Serial: c0984770

Communication System: UID 0, GPRS/EGPRS Mode(2up) Communication System (0); Frequency: 1880 MHz;Duty Cycle: 1:4.15

Medium: HSL1900;Medium parameters used: f = 1880 MHz; σ = 1.38 S/m; ε_r = 40.072; ρ = 1000 kg/m^3
Phantom section: Flat Section

DASY 5 Configuration:

- Probe: EX3DV4 - SN3789; ConvF(7.32, 7.32, 7.32); Calibrated: 2020-06-16;
- Sensor-Surface: 1.4mm (Mechanical Surface Detection)
- Electronics: DAE4 Sn1374; Calibrated: 2019-09-24
- Phantom: SAM5; Type: SAM; Serial: 1481
- DASY52 52.8.8(1258); SEMCAD X 14.6.10(7331)

Configuration/Body/Area Scan (5x7x1): Measurement grid: dx=15mm, dy=15mm
Maximum value of SAR (measured) = 2.95 W/kg

Configuration/Body/Zoom Scan (5x5x7)/Cube 0: Measurement grid: dx=8mm, dy=8mm, dz=5mm
Reference Value = 26.81 V/m; Power Drift = 0.05 dB
Peak SAR (extrapolated) = 7.43 W/kg
SAR(1 g) = 2.29 W/kg; SAR(10 g) = 0.826 W/kg
Maximum value of SAR (measured) = 5.22 W/kg

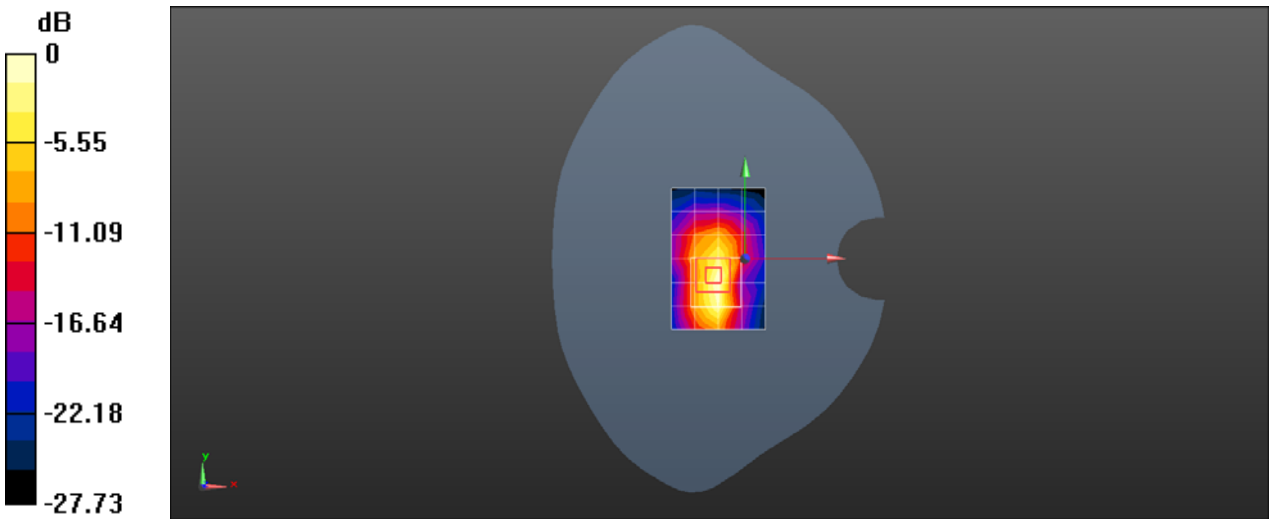

0 dB = 2.95 W/kg = 4.69 dBW/kg

Date: 2020-08-13

Test Laboratory: SGS-SAR Lab

VIVO_V2027 WCDMA Band II 9400CH Right cheek Ant1

DUT: VIVO V2027; Type: Mobile Phone; Serial: c0984770

Communication System: UID 0, WCDMA (0); Frequency: 1880 MHz;Duty Cycle: 1:1

Medium: HSL1900;Medium parameters used: f = 1880 MHz; σ = 1.368 S/m; ε_r = 40.278; ρ = 1000 kg/m^3
Phantom section: Right Section

DASY 5 Configuration:

- Probe: EX3DV4 - SN3962; ConvF(8.21, 8.21, 8.21); Calibrated: 2020-04-01;
- Sensor-Surface: 1.4mm (Mechanical Surface Detection)
- Electronics: DAE3 Sn414; Calibrated: 2019-12-17
- Phantom: SAM6; Type: SAM; Serial: 1824
- DASY52 52.8.8(1258); SEMCAD X 14.6.10(7331)

Configuration/Head/Area Scan (8x13x1): Measurement grid: dx=15mm, dy=15mm
Maximum value of SAR (measured) = 0.0947 W/kg

Configuration/Head/Zoom Scan (5x5x7)/Cube 0: Measurement grid: dx=8mm, dy=8mm, dz=5mm
Reference Value = 2.878 V/m; Power Drift = 0.03 dB
Peak SAR (extrapolated) = 0.117 W/kg
SAR(1 g) = 0.076 W/kg; SAR(10 g) = 0.050 W/kg
Maximum value of SAR (measured) = 0.101 W/kg



0 dB = 0.101 W/kg = -9.96 dBW/kg

Date: 2020-08-13

Test Laboratory: SGS-SAR Lab

VIVO_V2027 WCDMA Band II 9400CH Back side 15mm Ant1

DUT: VIVO V2027; Type: Mobile Phone; Serial: c0984770

Communication System: UID 0, WCDMA (0); Frequency: 1880 MHz;Duty Cycle: 1:1

Medium: HSL1900;Medium parameters used: f = 1880 MHz; σ = 1.368 S/m; ε_r = 40.278; ρ = 1000 kg/m^3
Phantom section: Flat Section

DASY 5 Configuration:

- Probe: EX3DV4 - SN3962; ConvF(8.21, 8.21, 8.21); Calibrated: 2020-04-01;
- Sensor-Surface: 1.4mm (Mechanical Surface Detection)
- Electronics: DAE3 Sn414; Calibrated: 2019-12-17
- Phantom: SAM6; Type: SAM; Serial: 1824
- DASY52 52.8.8(1258); SEMCAD X 14.6.10(7331)

Configuration/Body/Area Scan (8x13x1): Measurement grid: dx=15mm, dy=15mm
Maximum value of SAR (measured) = 0.287 W/kg

Configuration/Body/Zoom Scan (5x5x7)/Cube 0: Measurement grid: dx=8mm, dy=8mm, dz=5mm
Reference Value = 8.706 V/m; Power Drift = 0.05 dB
Peak SAR (extrapolated) = 0.347 W/kg
SAR(1 g) = 0.205 W/kg; SAR(10 g) = 0.121 W/kg
Maximum value of SAR (measured) = 0.295 W/kg

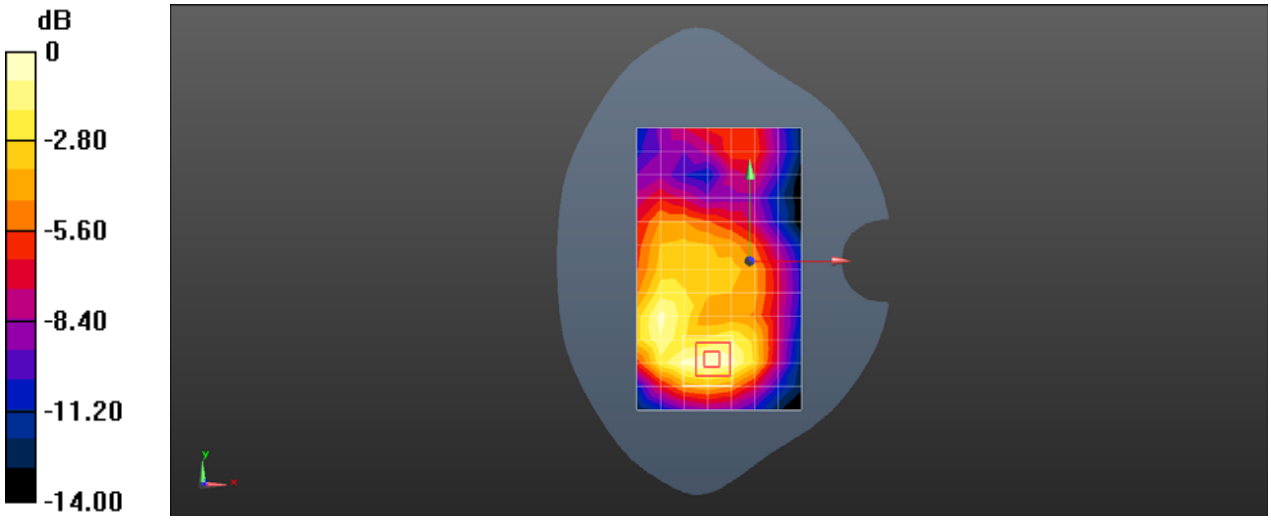

0 dB = 0.287 W/kg = -5.43 dBW/kg

Date: 2020-08-13

Test Laboratory: SGS-SAR Lab

VIVO_V2027 WCDMA Band II 9262CH Bottom side 10mm Ant1

DUT: VIVO V2027; Type: Mobile Phone; Serial: c0984770

Communication System: UID 0, WCDMA (0); Frequency: 1852.4 MHz;Duty Cycle: 1:1

Medium: HSL1900;Medium parameters used: f = 1852.4 MHz; σ = 1.347 S/m; ε_r = 40.502; ρ = 1000 kg/m^3
Phantom section: Flat Section

DASY 5 Configuration:

- Probe: EX3DV4 - SN3962; ConvF(8.21, 8.21, 8.21); Calibrated: 2020-04-01;
- Sensor-Surface: 1.4mm (Mechanical Surface Detection)
- Electronics: DAE3 Sn414; Calibrated: 2019-12-17
- Phantom: SAM6; Type: SAM; Serial: 1824
- DASY52 52.8.8(1258); SEMCAD X 14.6.10(7331)

Configuration/Body/Area Scan (5x7x1): Measurement grid: dx=15mm, dy=15mm
Maximum value of SAR (measured) = 1.16 W/kg

Configuration/Body/Zoom Scan (5x5x7)/Cube 0: Measurement grid: dx=8mm, dy=8mm, dz=5mm
Reference Value = 25.06 V/m; Power Drift = -0.05 dB
Peak SAR (extrapolated) = 1.30 W/kg
SAR(1 g) = 0.729 W/kg; SAR(10 g) = 0.396 W/kg
Maximum value of SAR (measured) = 1.10 W/kg

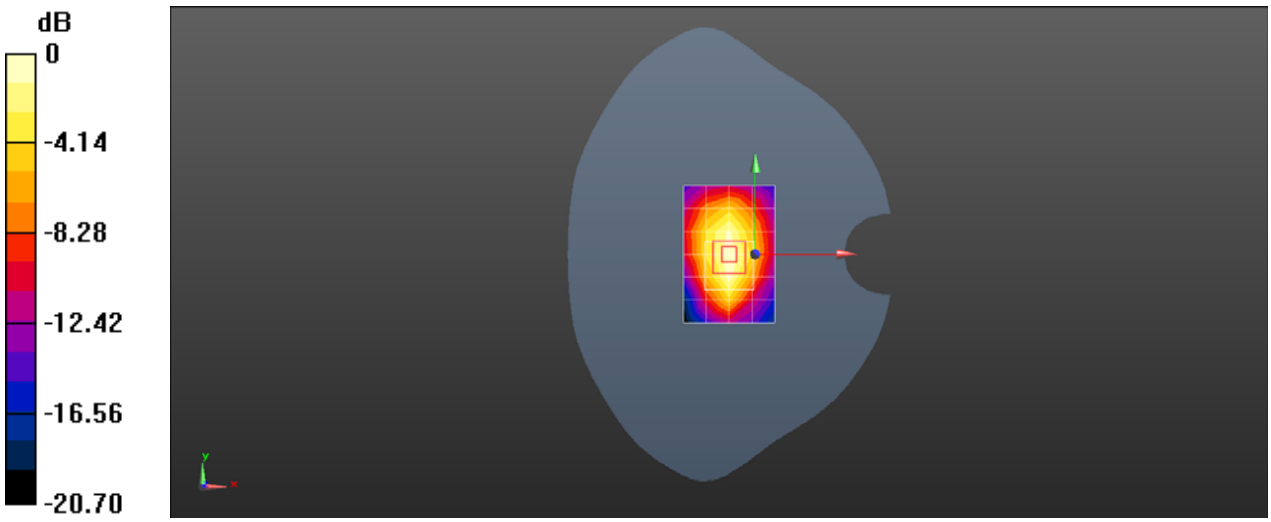

0 dB = 1.16 W/kg = 0.66 dBW/kg

Date: 2020-08-13

Test Laboratory: SGS-SAR Lab

VIVO_V2027 WCDMA Band II 9538CH Right tilted Ant2

DUT: VIVO V2027; Type: Mobile Phone; Serial: c0984770

Communication System: UID 0, WCDMA (0); Frequency: 1907.6 MHz;Duty Cycle: 1:1

Medium: HSL1900;Medium parameters used: f = 1908 MHz; σ = 1.4 S/m; ε_r = 40.2; ρ = 1000 kg/m^3
Phantom section: Right Section

DASY 5 Configuration:

- Probe: EX3DV4 - SN3962; ConvF(8.21, 8.21, 8.21); Calibrated: 2020-04-01;
- Sensor-Surface: 1.4mm (Mechanical Surface Detection)
- Electronics: DAE3 Sn414; Calibrated: 2019-12-17
- Phantom: SAM6; Type: SAM; Serial: 1824
- DASY52 52.8.8(1258); SEMCAD X 14.6.10(7331)

Configuration/Head/Area Scan (8x14x1): Measurement grid: dx=15mm, dy=15mm
Maximum value of SAR (measured) = 0.986 W/kg

Configuration/Head/Zoom Scan (5x5x7)/Cube 0: Measurement grid: dx=8mm, dy=8mm, dz=5mm
Reference Value = 14.80 V/m; Power Drift = 0.07 dB
Peak SAR (extrapolated) = 1.54 W/kg
SAR(1 g) = 0.665 W/kg; SAR(10 g) = 0.288 W/kg
Maximum value of SAR (measured) = 1.15 W/kg



0 dB = 1.15 W/kg = 0.59 dBW/kg

Date: 2020-08-13

Test Laboratory: SGS-SAR Lab

VIVO_V2027 WCDMA Band II 9400CH Back side 15mm Ant2

DUT: VIVO V2027; Type: Mobile Phone; Serial: c0984770

Communication System: UID 0, WCDMA (0); Frequency: 1880 MHz;Duty Cycle: 1:1

Medium: HSL1900;Medium parameters used: f = 1880 MHz; σ = 1.368 S/m; ε_r = 40.278; ρ = 1000 kg/m^3
Phantom section: Flat Section

DASY 5 Configuration:

- Probe: EX3DV4 - SN3962; ConvF(8.21, 8.21, 8.21); Calibrated: 2020-04-01;
- Sensor-Surface: 1.4mm (Mechanical Surface Detection)
- Electronics: DAE3 Sn414; Calibrated: 2019-12-17
- Phantom: SAM6; Type: SAM; Serial: 1824
- DASY52 52.8.8(1258); SEMCAD X 14.6.10(7331)

Configuration/Body/Area Scan (8x13x1): Measurement grid: dx=15mm, dy=15mm
Maximum value of SAR (measured) = 0.644 W/kg

Configuration/Body/Zoom Scan (5x5x7)/Cube 0: Measurement grid: dx=8mm, dy=8mm, dz=5mm
Reference Value = 10.53 V/m; Power Drift = 0.01 dB
Peak SAR (extrapolated) = 0.837 W/kg
SAR(1 g) = 0.463 W/kg; SAR(10 g) = 0.258 W/kg
Maximum value of SAR (measured) = 0.697 W/kg

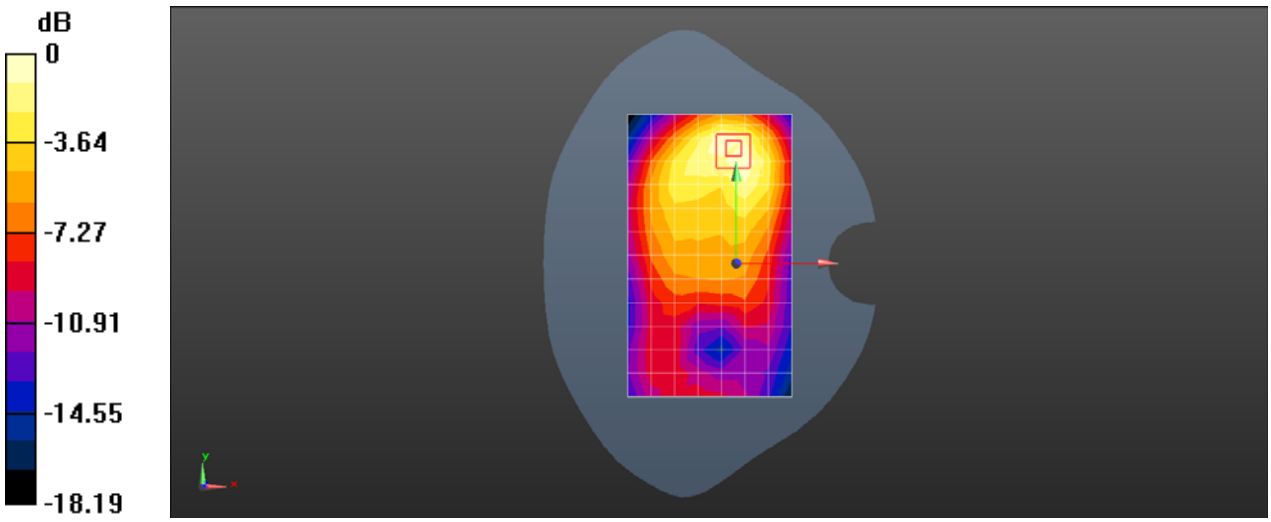

0 dB = 0.644 W/kg = -1.91 dBW/kg

Date: 2020-08-13

Test Laboratory: SGS-SAR Lab

VIVO_V2027 WCDMA Band II 9400CH Top side 10mm Ant2-

DUT: VIVO V2027; Type: Mobile Phone; Serial: c0984770

Communication System: UID 0, WCDMA (0); Frequency: 1880 MHz;Duty Cycle: 1:1

Medium: HSL1900;Medium parameters used: f = 1880 MHz; σ = 1.368 S/m; ε_r = 40.278; ρ = 1000 kg/m^3
Phantom section: Flat Section

DASY 5 Configuration:

- Probe: EX3DV4 - SN3962; ConvF(8.21, 8.21, 8.21); Calibrated: 2020-04-01;
- Sensor-Surface: 1.4mm (Mechanical Surface Detection)
- Electronics: DAE3 Sn414; Calibrated: 2019-12-17
- Phantom: SAM6; Type: SAM; Serial: 1824
- DASY52 52.8.8(1258); SEMCAD X 14.6.10(7331)

Configuration/Body/Area Scan (5x7x1): Measurement grid: dx=15mm, dy=15mm
Maximum value of SAR (measured) = 0.521 W/kg

Configuration/Body/Zoom Scan (5x5x7)/Cube 0: Measurement grid: dx=8mm, dy=8mm, dz=5mm
Reference Value = 14.29 V/m; Power Drift = 0.06 dB
Peak SAR (extrapolated) = 0.654 W/kg
SAR(1 g) = 0.331 W/kg; SAR(10 g) = 0.162 W/kg
Maximum value of SAR (measured) = 0.542 W/kg

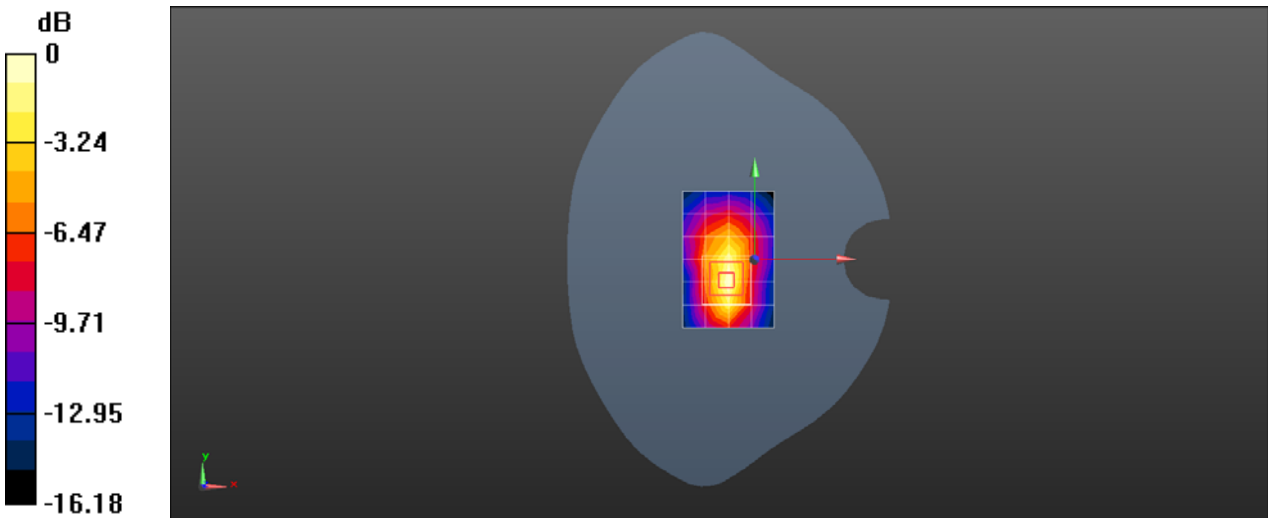

0 dB = 0.521 W/kg = -2.83 dBW/kg

Date: 2020-08-13

Test Laboratory: SGS-SAR Lab

VIVO_V2027 WCDMA Band II 9538CH Top side 0mm Ant2

DUT: VIVO V2027; Type: Mobile Phone; Serial: c0984770

Communication System: UID 0, WCDMA (0); Frequency: 1907.6 MHz;Duty Cycle: 1:1

Medium: HSL1900;Medium parameters used: f = 1908 MHz; σ = 1.4 S/m; ε_r = 40.2; ρ = 1000 kg/m^3
Phantom section: Flat Section

DASY 5 Configuration:

- Probe: EX3DV4 - SN3962; ConvF(8.21, 8.21, 8.21); Calibrated: 2020-04-01;
- Sensor-Surface: 1.4mm (Mechanical Surface Detection)
- Electronics: DAE3 Sn414; Calibrated: 2019-12-17
- Phantom: SAM6; Type: SAM; Serial: 1824
- DASY52 52.8.8(1258); SEMCAD X 14.6.10(7331)

Configuration/Body/Area Scan (5x7x1): Measurement grid: dx=15mm, dy=15mm
Maximum value of SAR (measured) = 11.6 W/kg

Configuration/Body/Zoom Scan (5x5x7)/Cube 0: Measurement grid: dx=8mm, dy=8mm, dz=5mm
Reference Value = 54.85 V/m; Power Drift = -0.09 dB
Peak SAR (extrapolated) = 21.4 W/kg
SAR(1 g) = 5.19 W/kg; SAR(10 g) = 1.76 W/kg
Maximum value of SAR (measured) = 16.3 W/kg

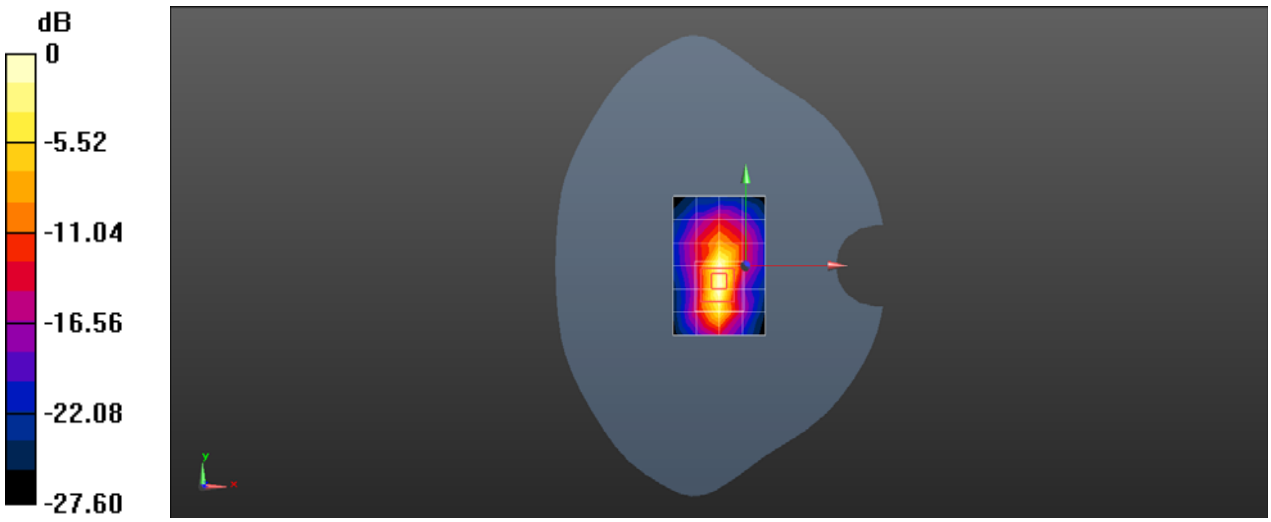

0 dB = 11.6 W/kg = 10.65 dBW/kg

Date: 2020-08-15

Test Laboratory: SGS-SAR Lab

VIVO_V2027 WCDMA Band IV 1412CH Left cheek Ant1

DUT: VIVO V2027; Type: Mobile Phone; Serial: c0984770

Communication System: UID 0, WCDMA (0); Frequency: 1732.4 MHz;Duty Cycle: 1:1

Medium: HSL1750;Medium parameters used: f = 1732.4 MHz; σ = 1.348 S/m; ε_r = 38.858; ρ = 1000 kg/m^3
Phantom section: Left Section

DASY 5 Configuration:

- Probe: EX3DV4 - SN3962; ConvF(8.5, 8.5, 8.5); Calibrated: 2020-04-01;
- Sensor-Surface: 1.4mm (Mechanical Surface Detection)
- Electronics: DAE3 Sn414; Calibrated: 2019-12-17
- Phantom: SAM6; Type: SAM; Serial: 1824
- DASY52 52.8.8(1258); SEMCAD X 14.6.10(7331)

Configuration/Head/Area Scan (8x13x1): Measurement grid: dx=15mm, dy=15mm
Maximum value of SAR (measured) = 0.0605 W/kg

Configuration/Head/Zoom Scan (5x5x7)/Cube 0: Measurement grid: dx=8mm, dy=8mm, dz=5mm
Reference Value = 3.170 V/m; Power Drift = 0.09 dB
Peak SAR (extrapolated) = 0.0690 W/kg
SAR(1 g) = 0.049 W/kg; SAR(10 g) = 0.034 W/kg
Maximum value of SAR (measured) = 0.0618 W/kg

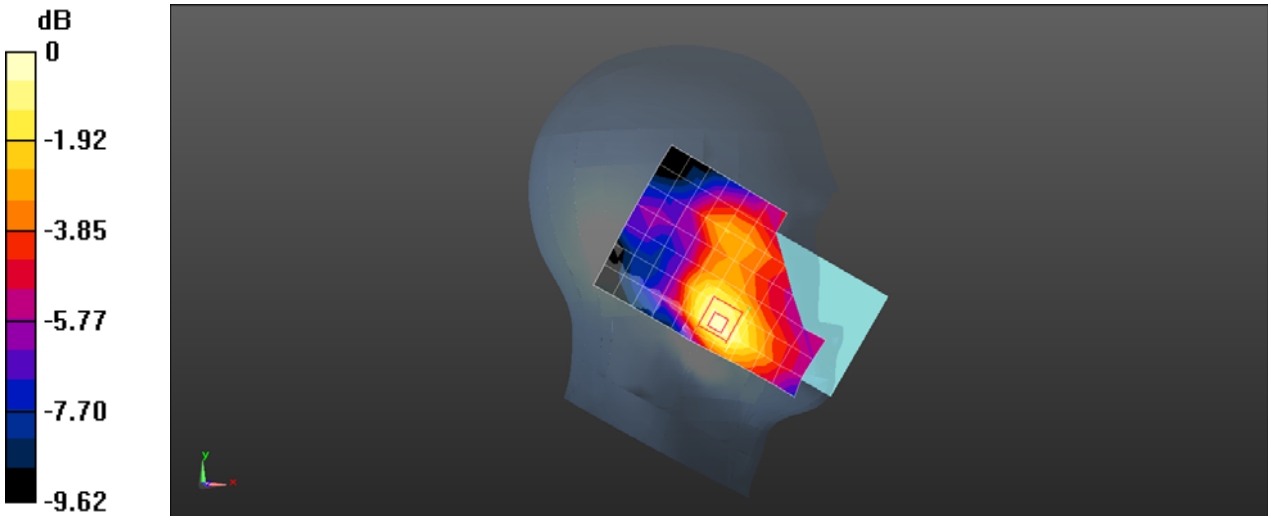

0 dB = 0.0618 W/kg = -12.09 dBW/kg

Date: 2020-08-15

Test Laboratory: SGS-SAR Lab

VIVO_V2027 WCDMA Band IV 1412CH Back side 15mm Ant1

DUT: VIVO V2027; Type: Mobile Phone; Serial: c0984770

Communication System: UID 0, WCDMA (0); Frequency: 1732.4 MHz;Duty Cycle: 1:1

Medium: HSL1750;Medium parameters used: f = 1732.4 MHz; σ = 1.348 S/m; ε_r = 38.858; ρ = 1000 kg/m^3
Phantom section: Flat Section

DASY 5 Configuration:

- Probe: EX3DV4 - SN3962; ConvF(8.5, 8.5, 8.5); Calibrated: 2020-04-01;
- Sensor-Surface: 1.4mm (Mechanical Surface Detection)
- Electronics: DAE3 Sn414; Calibrated: 2019-12-17
- Phantom: SAM6; Type: SAM; Serial: 1824
- DASY52 52.8.8(1258); SEMCAD X 14.6.10(7331)

Configuration/Body/Area Scan (8x13x1): Measurement grid: dx=15mm, dy=15mm
Maximum value of SAR (measured) = 0.243 W/kg

Configuration/Body/Zoom Scan (5x5x7)/Cube 0: Measurement grid: dx=8mm, dy=8mm, dz=5mm
Reference Value = 6.557 V/m; Power Drift = 0.02 dB
Peak SAR (extrapolated) = 0.287 W/kg
SAR(1 g) = 0.173 W/kg; SAR(10 g) = 0.104 W/kg
Maximum value of SAR (measured) = 0.246 W/kg

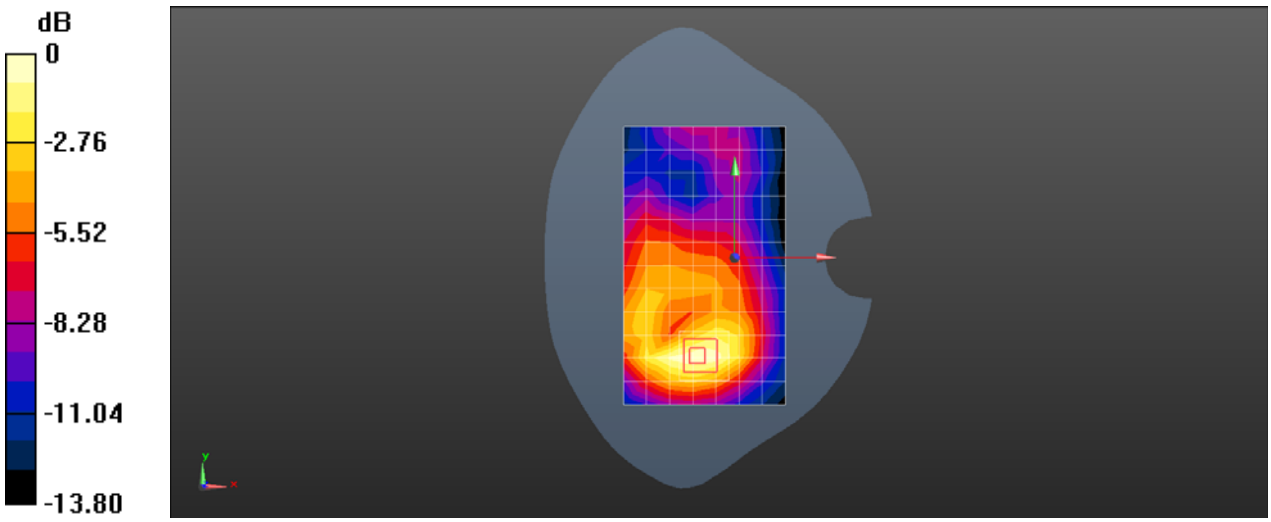

0 dB = 0.243 W/kg = -6.14 dBW/kg

Date: 2020-08-15

Test Laboratory: SGS-SAR Lab

VIVO_V2027 WCDMA Band IV 1412CH Bottom side 10mm Ant1

DUT: VIVO V2027; Type: Mobile Phone; Serial: c0984770

Communication System: UID 0, WCDMA (0); Frequency: 1732.4 MHz;Duty Cycle: 1:1

Medium: HSL1750;Medium parameters used: f = 1732.4 MHz; σ = 1.348 S/m; ε_r = 38.858; ρ = 1000 kg/m^3
Phantom section: Flat Section

DASY 5 Configuration:

- Probe: EX3DV4 - SN3962; ConvF(8.5, 8.5, 8.5); Calibrated: 2020-04-01;
- Sensor-Surface: 1.4mm (Mechanical Surface Detection)
- Electronics: DAE3 Sn414; Calibrated: 2019-12-17
- Phantom: SAM6; Type: SAM; Serial: 1824
- DASY52 52.8.8(1258); SEMCAD X 14.6.10(7331)

Configuration/Body/Area Scan (5x7x1): Measurement grid: dx=15mm, dy=15mm
Maximum value of SAR (measured) = 0.777 W/kg

Configuration/Body/Zoom Scan (5x5x7)/Cube 0: Measurement grid: dx=8mm, dy=8mm, dz=5mm
Reference Value = 20.71 V/m; Power Drift = 0.13 dB
Peak SAR (extrapolated) = 1.07 W/kg
SAR(1 g) = 0.608 W/kg; SAR(10 g) = 0.341 W/kg
Maximum value of SAR (measured) = 0.898 W/kg

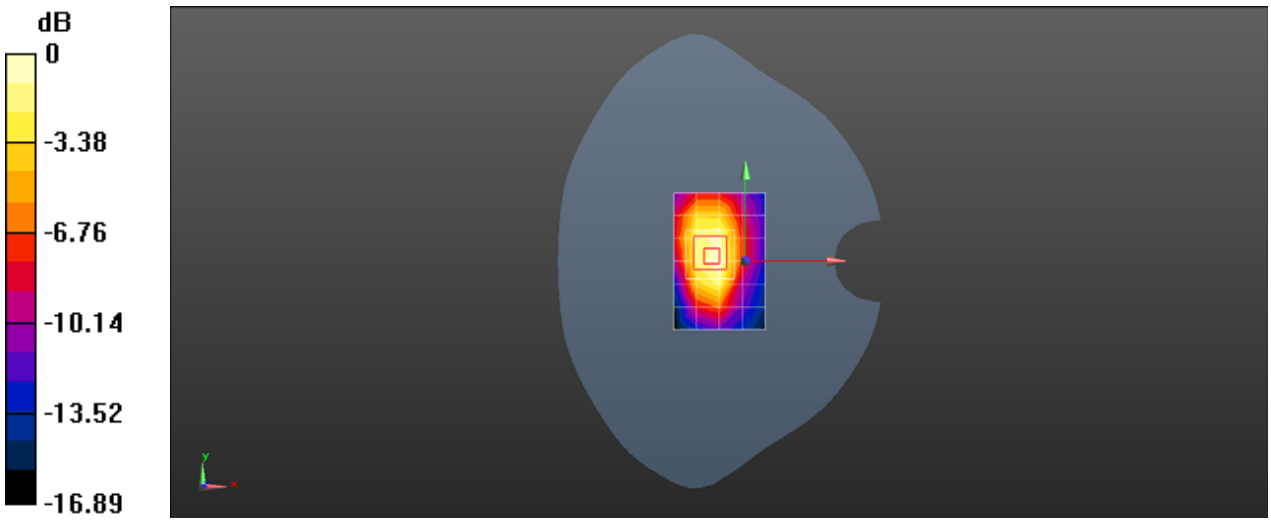

0 dB = 0.777 W/kg = -1.10 dBW/kg

Date: 2020-08-15

Test Laboratory: SGS-SAR Lab

VIVO_V2027 WCDMA Band IV 1412CH Right tilted Ant2

DUT: VIVO V2027; Type: Mobile Phone; Serial: c0984770

Communication System: UID 0, WCDMA (0); Frequency: 1732.4 MHz;Duty Cycle: 1:1

Medium: HSL1750;Medium parameters used: f = 1732.4 MHz; σ = 1.348 S/m; ε_r = 38.858; ρ = 1000 kg/m^3
Phantom section: Right Section

DASY 5 Configuration:

- Probe: EX3DV4 - SN3962; ConvF(8.5, 8.5, 8.5); Calibrated: 2020-04-01;
- Sensor-Surface: 1.4mm (Mechanical Surface Detection)
- Electronics: DAE3 Sn414; Calibrated: 2019-12-17
- Phantom: SAM6; Type: SAM; Serial: 1824
- DASY52 52.8.8(1258); SEMCAD X 14.6.10(7331)

Configuration/Head/Area Scan (8x14x1): Measurement grid: dx=15mm, dy=15mm
Maximum value of SAR (measured) = 1.05 W/kg

Configuration/Head/Zoom Scan (5x5x7)/Cube 0: Measurement grid: dx=8mm, dy=8mm, dz=5mm
Reference Value = 15.95 V/m; Power Drift = -0.07 dB
Peak SAR (extrapolated) = 1.72 W/kg
SAR(1 g) = 0.770 W/kg; SAR(10 g) = 0.346 W/kg
Maximum value of SAR (measured) = 1.26 W/kg

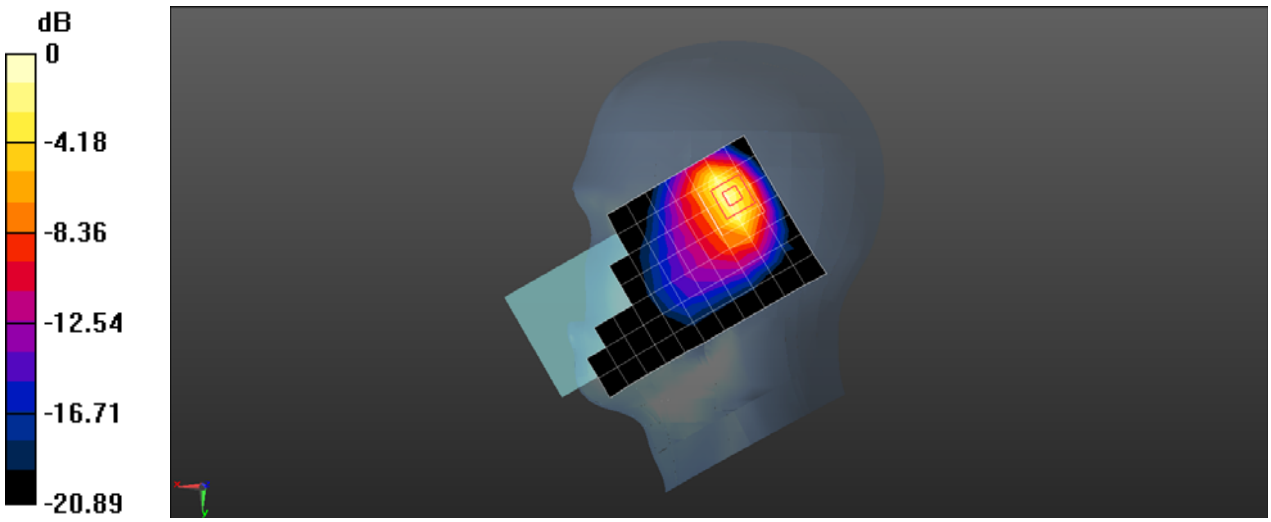

0 dB = 1.26 W/kg = 1.01 dBW/kg

Date: 2020-08-15

Test Laboratory: SGS-SAR Lab

VIVO_V2027 WCDMA Band IV 1412CH Back side 15mm Ant2

DUT: VIVO V2027; Type: Mobile Phone; Serial: c0984770

Communication System: UID 0, WCDMA (0); Frequency: 1732.4 MHz;Duty Cycle: 1:1

Medium: HSL1750;Medium parameters used: f = 1732.4 MHz; σ = 1.348 S/m; ε_r = 38.858; ρ = 1000 kg/m^3
Phantom section: Flat Section

DASY 5 Configuration:

- Probe: EX3DV4 - SN3962; ConvF(8.5, 8.5, 8.5); Calibrated: 2020-04-01;
- Sensor-Surface: 1.4mm (Mechanical Surface Detection)
- Electronics: DAE3 Sn414; Calibrated: 2019-12-17
- Phantom: SAM6; Type: SAM; Serial: 1824
- DASY52 52.8.8(1258); SEMCAD X 14.6.10(7331)

Configuration/Body/Area Scan (8x13x1): Measurement grid: dx=15mm, dy=15mm
Maximum value of SAR (measured) = 0.456 W/kg

Configuration/Body/Zoom Scan (5x5x7)/Cube 0: Measurement grid: dx=8mm, dy=8mm, dz=5mm
Reference Value = 10.25 V/m; Power Drift = 0.03 dB
Peak SAR (extrapolated) = 0.541 W/kg
SAR(1 g) = 0.307 W/kg; SAR(10 g) = 0.180 W/kg
Maximum value of SAR (measured) = 0.446 W/kg

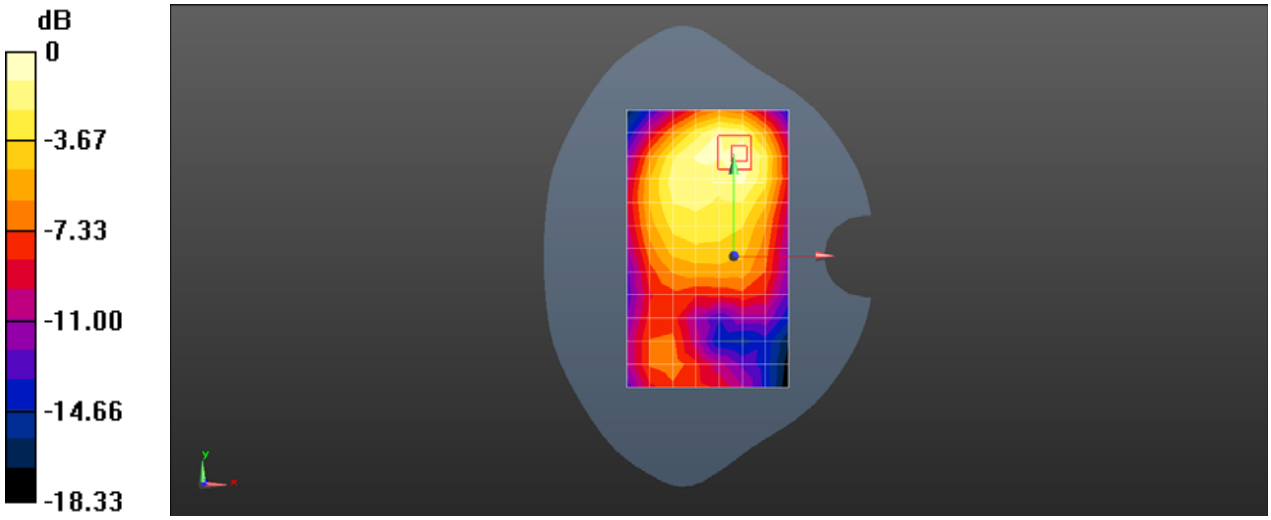

0 dB = 0.456 W/kg = -3.41 dBW/kg

Date: 2020-08-15

Test Laboratory: SGS-SAR Lab

VIVO_V2027 WCDMA Band IV 1412CH Top side 10mm Ant2

DUT: VIVO V2027; Type: Mobile Phone; Serial: c0984770

Communication System: UID 0, WCDMA (0); Frequency: 1732.4 MHz;Duty Cycle: 1:1

Medium: HSL1750;Medium parameters used: f = 1732.4 MHz; σ = 1.348 S/m; ε_r = 38.858; ρ = 1000 kg/m^3
Phantom section: Flat Section

DASY 5 Configuration:

- Probe: EX3DV4 - SN3962; ConvF(8.5, 8.5, 8.5); Calibrated: 2020-04-01;
- Sensor-Surface: 1.4mm (Mechanical Surface Detection)
- Electronics: DAE3 Sn414; Calibrated: 2019-12-17
- Phantom: SAM6; Type: SAM; Serial: 1824
- DASY52 52.8.8(1258); SEMCAD X 14.6.10(7331)

Configuration/Body/Area Scan (5x7x1): Measurement grid: dx=15mm, dy=15mm
Maximum value of SAR (measured) = 0.440 W/kg

Configuration/Body/Zoom Scan (5x5x7)/Cube 0: Measurement grid: dx=8mm, dy=8mm, dz=5mm
Reference Value = 14.28 V/m; Power Drift = 0.02 dB
Peak SAR (extrapolated) = 0.545 W/kg
SAR(1 g) = 0.290 W/kg; SAR(10 g) = 0.149 W/kg
Maximum value of SAR (measured) = 0.458 W/kg

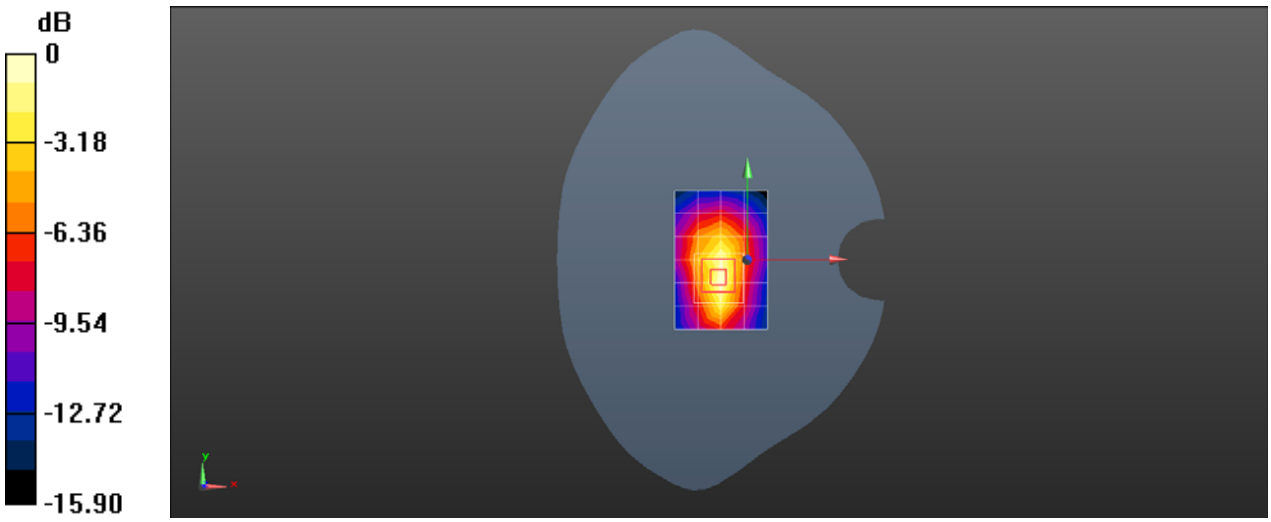

0 dB = 0.440 W/kg = -3.57 dBW/kg

Date: 2020-08-13

Test Laboratory: SGS-SAR Lab

VIVO_V2027 WCDMA Band V 4182CH Left cheek Ant1

DUT: VIVO V2027; Type: Mobile Phone; Serial: c0984770

Communication System: UID 0, WCDMA (0); Frequency: 836.4 MHz;Duty Cycle: 1:1

Medium: HSL835;Medium parameters used: f = 836.4 MHz; σ = 0.919 S/m; ε_r = 42.403; ρ = 1000 kg/m^3
Phantom section: Left Section

DASY 5 Configuration:

- Probe: EX3DV4 - SN3789; ConvF(8.53, 8.53, 8.53); Calibrated: 2020-06-16;
- Sensor-Surface: 1.4mm (Mechanical Surface Detection)
- Electronics: DAE4 Sn1374; Calibrated: 2019-09-24
- Phantom: SAM5; Type: SAM; Serial: 1481
- DASY52 52.8.8(1258); SEMCAD X 14.6.10(7331)

Configuration/Head/Area Scan (8x13x1): Measurement grid: dx=15mm, dy=15mm
Maximum value of SAR (measured) = 0.133 W/kg

Configuration/Head/Zoom Scan (5x5x7)/Cube 0: Measurement grid: dx=8mm, dy=8mm, dz=5mm
Reference Value = 2.281 V/m; Power Drift = 0.07 dB
Peak SAR (extrapolated) = 0.146 W/kg
SAR(1 g) = 0.112 W/kg; SAR(10 g) = 0.085 W/kg
Maximum value of SAR (measured) = 0.133 W/kg



0 dB = 0.133 W/kg = -8.76 dBW/kg

Date: 2020-08-13

Test Laboratory: SGS-SAR Lab

VIVO_V2027 WCDMA Band V 4182CH Back side 15mm Ant1

DUT: VIVO V2027; Type: Mobile Phone; Serial: c0984770

Communication System: UID 0, WCDMA (0); Frequency: 836.4 MHz;Duty Cycle: 1:1

Medium: HSL835;Medium parameters used: f = 836.4 MHz; σ = 0.919 S/m; ε_r = 42.403; ρ = 1000 kg/m^3
Phantom section: Flat Section

DASY 5 Configuration:

- Probe: EX3DV4 - SN3789; ConvF(8.53, 8.53, 8.53); Calibrated: 2020-06-16;
- Sensor-Surface: 1.4mm (Mechanical Surface Detection)
- Electronics: DAE4 Sn1374; Calibrated: 2019-09-24
- Phantom: SAM5; Type: SAM; Serial: 1481
- DASY52 52.8.8(1258); SEMCAD X 14.6.10(7331)

Configuration/Body/Area Scan (8x13x1): Measurement grid: dx=15mm, dy=15mm
Maximum value of SAR (measured) = 0.130 W/kg

Configuration/Body/Zoom Scan (5x5x7)/Cube 0: Measurement grid: dx=8mm, dy=8mm, dz=5mm
Reference Value = 8.859 V/m; Power Drift = -0.06 dB
Peak SAR (extrapolated) = 0.143 W/kg
SAR(1 g) = 0.107 W/kg; SAR(10 g) = 0.081 W/kg
Maximum value of SAR (measured) = 0.130 W/kg

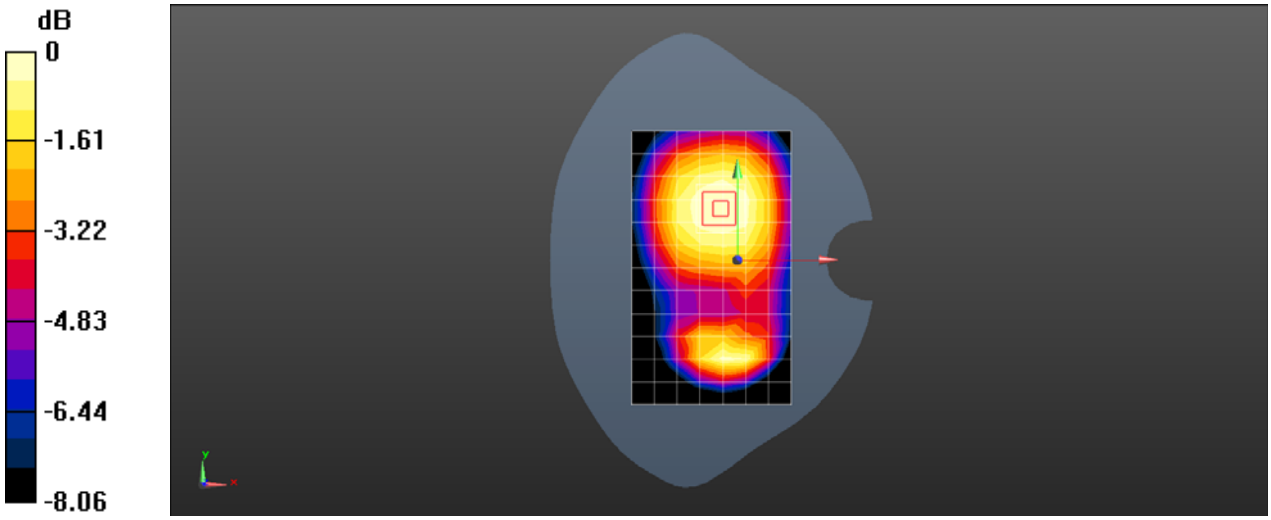

0 dB = 0.130 W/kg = -8.85 dBW/kg

Date: 2020-08-13

Test Laboratory: SGS-SAR Lab

VIVO_V2027 WCDMA Band V 4182CH Back side 10mm Ant1

DUT: VIVO V2027; Type: Mobile Phone; Serial: c0984770

Communication System: UID 0, WCDMA (0); Frequency: 836.4 MHz;Duty Cycle: 1:1

Medium: HSL835;Medium parameters used: f = 836.4 MHz; σ = 0.919 S/m; ε_r = 42.403; ρ = 1000 kg/m^3
Phantom section: Flat Section

DASY 5 Configuration:

- Probe: EX3DV4 - SN3789; ConvF(8.53, 8.53, 8.53); Calibrated: 2020-06-16;
- Sensor-Surface: 1.4mm (Mechanical Surface Detection)
- Electronics: DAE4 Sn1374; Calibrated: 2019-09-24
- Phantom: SAM5; Type: SAM; Serial: 1481
- DASY52 52.8.8(1258); SEMCAD X 14.6.10(7331)

Configuration/Body/Area Scan (8x13x1): Measurement grid: dx=15mm, dy=15mm
Maximum value of SAR (measured) = 0.230 W/kg

Configuration/Body/Zoom Scan (5x5x7)/Cube 0: Measurement grid: dx=8mm, dy=8mm, dz=5mm
Reference Value = 10.75 V/m; Power Drift = 0.04 dB
Peak SAR (extrapolated) = 0.381 W/kg
SAR(1 g) = 0.189 W/kg; SAR(10 g) = 0.109 W/kg
Maximum value of SAR (measured) = 0.302 W/kg

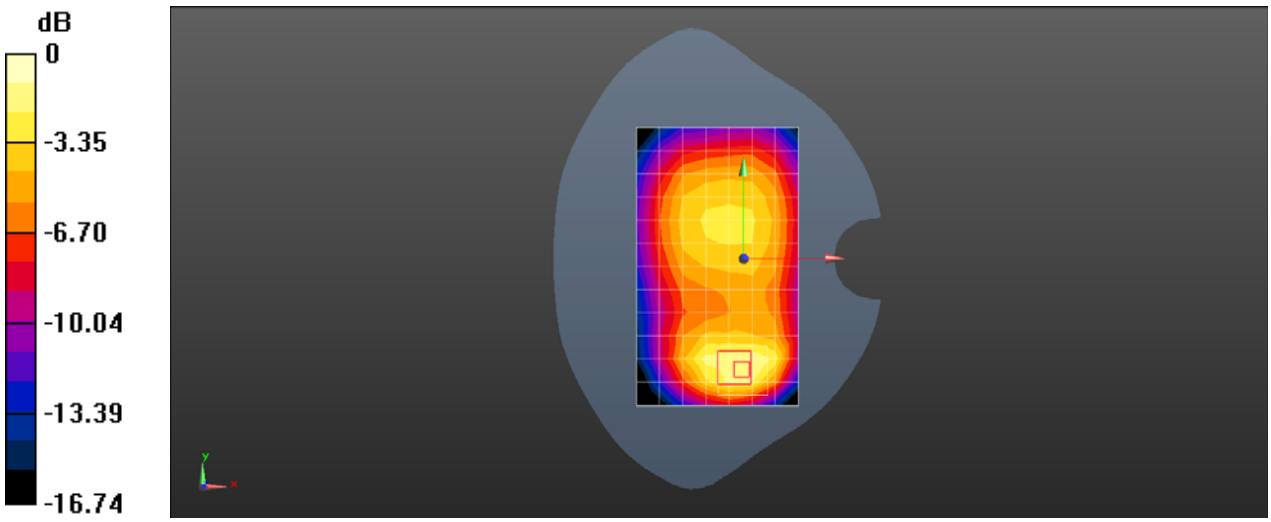

0 dB = 0.302 W/kg = -5.20 dBW/kg

Date: 2020-08-13

Test Laboratory: SGS-SAR Lab

VIVO_V2027 WCDMA Band V 4182CH Right cheek Ant2

DUT: VIVO V2027; Type: Mobile Phone; Serial: c0984770

Communication System: UID 0, WCDMA (0); Frequency: 836.4 MHz;Duty Cycle: 1:1

Medium: HSL835;Medium parameters used: f = 836.4 MHz; σ = 0.919 S/m; ε_r = 42.403; ρ = 1000 kg/m^3
Phantom section: Right Section

DASY 5 Configuration:

- Probe: EX3DV4 - SN3789; ConvF(8.53, 8.53, 8.53); Calibrated: 2020-06-16;
- Sensor-Surface: 1.4mm (Mechanical Surface Detection)
- Electronics: DAE4 Sn1374; Calibrated: 2019-09-24
- Phantom: SAM5; Type: SAM; Serial: 1481
- DASY52 52.8.8(1258); SEMCAD X 14.6.10(7331)

Configuration/Head/Area Scan (8x14x1): Measurement grid: dx=15mm, dy=15mm
Maximum value of SAR (measured) = 0.632 W/kg

Configuration/Head/Zoom Scan (5x5x7)/Cube 0: Measurement grid: dx=8mm, dy=8mm, dz=5mm
Reference Value = 17.39 V/m; Power Drift = -0.08 dB
Peak SAR (extrapolated) = 1.17 W/kg
SAR(1 g) = 0.480 W/kg; SAR(10 g) = 0.277 W/kg
Maximum value of SAR (measured) = 0.800 W/kg

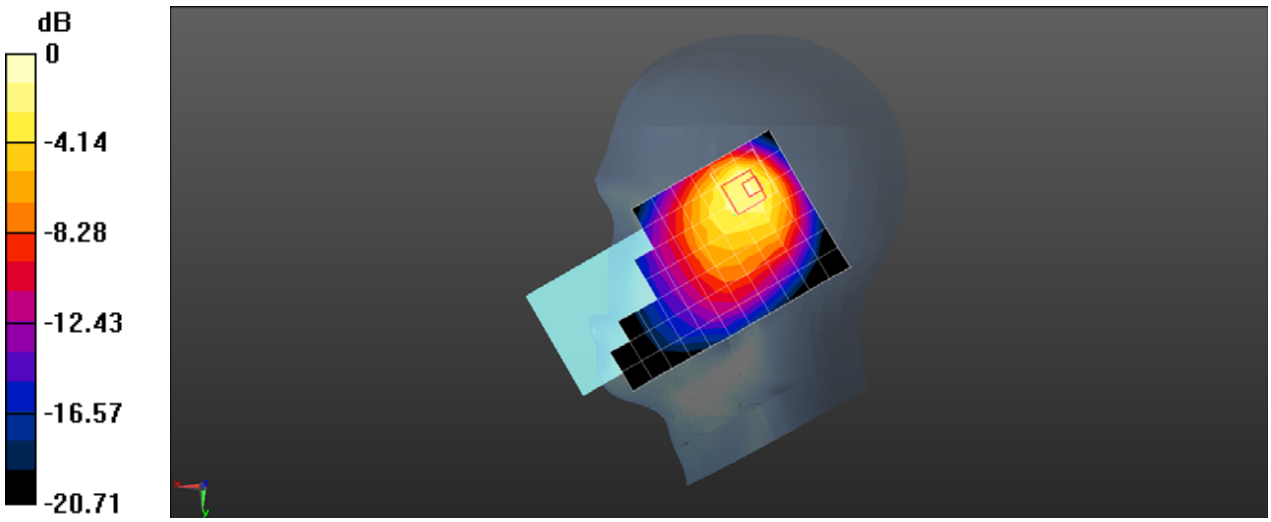

0 dB = 0.800 W/kg = -0.97 dBW/kg

Date: 2020-08-13

Test Laboratory: SGS-SAR Lab

VIVO_V2027 WCDMA Band V 4182CH Back side 15mm Ant2

DUT: VIVO V2027; Type: Mobile Phone; Serial: c0984770

Communication System: UID 0, WCDMA (0); Frequency: 836.4 MHz;Duty Cycle: 1:1

Medium: HSL835;Medium parameters used: f = 836.4 MHz; σ = 0.919 S/m; ε_r = 42.403; ρ = 1000 kg/m^3
Phantom section: Flat Section

DASY 5 Configuration:

- Probe: EX3DV4 - SN3789; ConvF(8.53, 8.53, 8.53); Calibrated: 2020-06-16;
- Sensor-Surface: 1.4mm (Mechanical Surface Detection)
- Electronics: DAE4 Sn1374; Calibrated: 2019-09-24
- Phantom: SAM5; Type: SAM; Serial: 1481
- DASY52 52.8.8(1258); SEMCAD X 14.6.10(7331)

Configuration/Body/Area Scan (8x13x1): Measurement grid: dx=15mm, dy=15mm
Maximum value of SAR (measured) = 0.105 W/kg

Configuration/Body/Zoom Scan (5x5x7)/Cube 0: Measurement grid: dx=8mm, dy=8mm, dz=5mm
Reference Value = 8.739 V/m; Power Drift = 0.13 dB
Peak SAR (extrapolated) = 0.129 W/kg
SAR(1 g) = 0.074 W/kg; SAR(10 g) = 0.048 W/kg
Maximum value of SAR (measured) = 0.106 W/kg

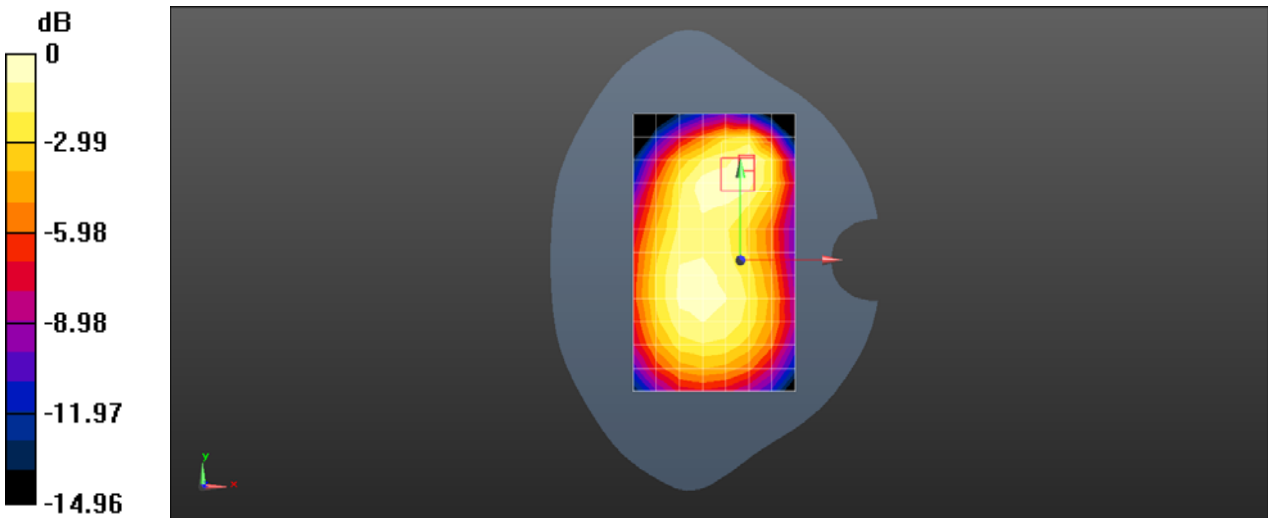

0 dB = 0.106 W/kg = -9.74 dBW/kg

Date: 2020-08-13

Test Laboratory: SGS-SAR Lab

VIVO_V2027 WCDMA Band V 4182CH Back side 10mm Ant2

DUT: VIVO V2027; Type: Mobile Phone; Serial: c0984770

Communication System: UID 0, WCDMA (0); Frequency: 836.4 MHz;Duty Cycle: 1:1

Medium: HSL835;Medium parameters used: f = 836.4 MHz; σ = 0.919 S/m; ε_r = 42.403; ρ = 1000 kg/m^3
Phantom section: Flat Section

DASY 5 Configuration:

- Probe: EX3DV4 - SN3789; ConvF(8.53, 8.53, 8.53); Calibrated: 2020-06-16;
- Sensor-Surface: 1.4mm (Mechanical Surface Detection)
- Electronics: DAE4 Sn1374; Calibrated: 2019-09-24
- Phantom: SAM5; Type: SAM; Serial: 1481
- DASY52 52.8.8(1258); SEMCAD X 14.6.10(7331)

Configuration/Body/Area Scan (8x13x1): Measurement grid: dx=15mm, dy=15mm
Maximum value of SAR (measured) = 0.215 W/kg

Configuration/Body/Zoom Scan (5x5x7)/Cube 0: Measurement grid: dx=8mm, dy=8mm, dz=5mm
Reference Value = 9.228 V/m; Power Drift = 0.06 dB
Peak SAR (extrapolated) = 0.269 W/kg
SAR(1 g) = 0.142 W/kg; SAR(10 g) = 0.087 W/kg
Maximum value of SAR (measured) = 0.211 W/kg

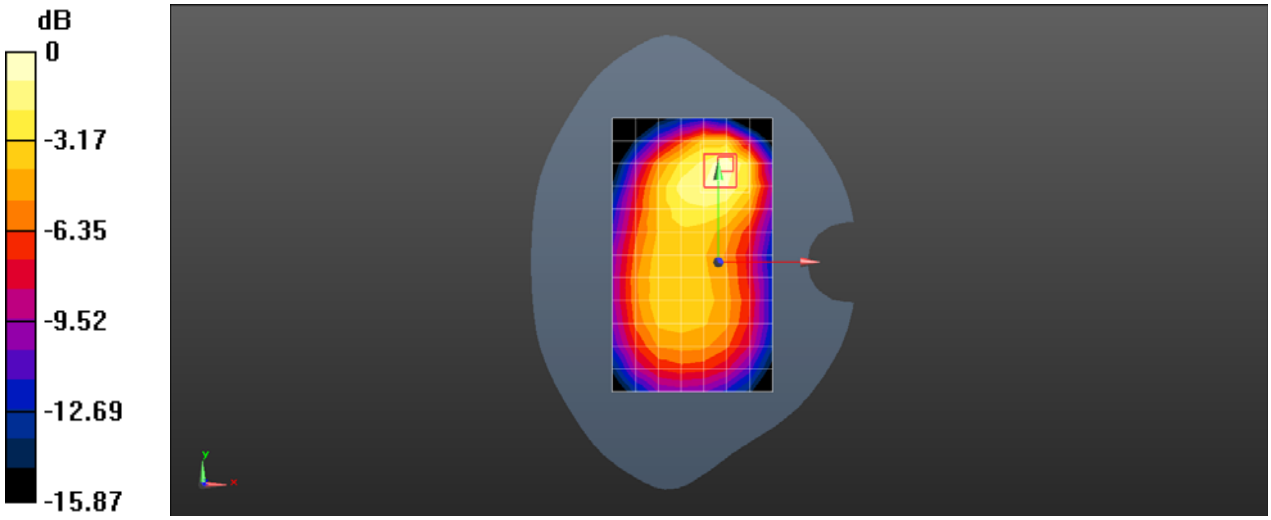

0 dB = 0.211 W/kg = -6.76 dBW/kg

Date: 2020-08-15

Test Laboratory: SGS-SAR Lab

VIVO_V2027 LTE Band 2 20M QPSK 1RB0 18700CH Left cheek Ant1

DUT: VIVO V2027; Type: Mobile Phone; Serial: c0984770

Communication System: UID 0, LTE-FDD BW 20MHz (0); Frequency: 1860 MHz;Duty Cycle: 1:1

Medium: HSL1900;Medium parameters used: f = 1860 MHz; σ = 1.366 S/m; ε_r = 41.187; ρ = 1000 kg/m^3
Phantom section: Left Section

DASY 5 Configuration:

- Probe: EX3DV4 - SN3789; ConvF(7.32, 7.32, 7.32); Calibrated: 2020-06-16;
- Sensor-Surface: 1.4mm (Mechanical Surface Detection)
- Electronics: DAE4 Sn1374; Calibrated: 2019-09-24
- Phantom: SAM5; Type: SAM; Serial: 1481
- DASY52 52.8.8(1258); SEMCAD X 14.6.10(7331)

Configuration/Head/Area Scan (8x13x1): Measurement grid: dx=15mm, dy=15mm
Maximum value of SAR (measured) = 0.103 W/kg

Configuration/Head/Zoom Scan (5x5x7)/Cube 0: Measurement grid: dx=8mm, dy=8mm, dz=5mm
Reference Value = 3.309 V/m; Power Drift = 0.07 dB
Peak SAR (extrapolated) = 0.127 W/kg
SAR(1 g) = 0.081 W/kg; SAR(10 g) = 0.052 W/kg
Maximum value of SAR (measured) = 0.110 W/kg

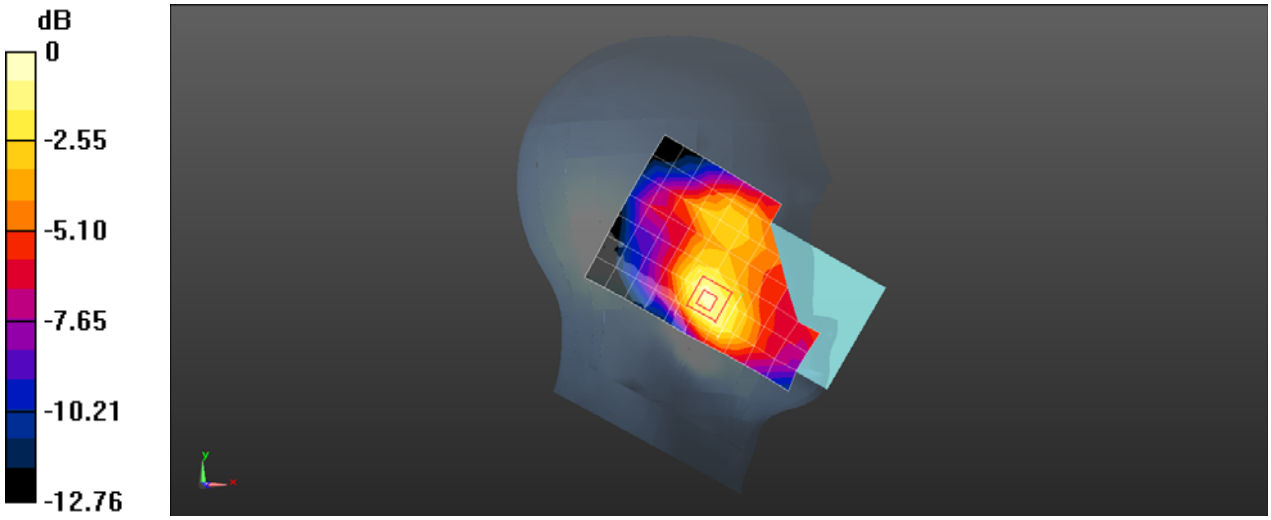

0 dB = 0.110 W/kg = -9.57 dBW/kg

Date: 2020-08-15

Test Laboratory: SGS-SAR Lab

VIVO_V2027 LTE Band 2 20M QPSK 1RB0 18700CH Back side 15mm Ant1

DUT: VIVO V2027; Type: Mobile Phone; Serial: c0984770

Communication System: UID 0, LTE-FDD BW 20MHz (0); Frequency: 1860 MHz;Duty Cycle: 1:1

Medium: HSL1900;Medium parameters used: f = 1860 MHz; σ = 1.366 S/m; ε_r = 41.187; ρ = 1000 kg/m^3
Phantom section: Flat Section

DASY 5 Configuration:

- Probe: EX3DV4 - SN3789; ConvF(7.32, 7.32, 7.32); Calibrated: 2020-06-16;
- Sensor-Surface: 1.4mm (Mechanical Surface Detection)
- Electronics: DAE4 Sn1374; Calibrated: 2019-09-24
- Phantom: SAM5; Type: SAM; Serial: 1481
- DASY52 52.8.8(1258); SEMCAD X 14.6.10(7331)

Configuration/Body/Area Scan (8x13x1): Measurement grid: dx=15mm, dy=15mm
Maximum value of SAR (measured) = 0.375 W/kg

Configuration/Body/Zoom Scan (5x5x7)/Cube 0: Measurement grid: dx=8mm, dy=8mm, dz=5mm
Reference Value = 8.592 V/m; Power Drift = -0.15 dB
Peak SAR (extrapolated) = 0.455 W/kg
SAR(1 g) = 0.263 W/kg; SAR(10 g) = 0.149 W/kg
Maximum value of SAR (measured) = 0.385 W/kg

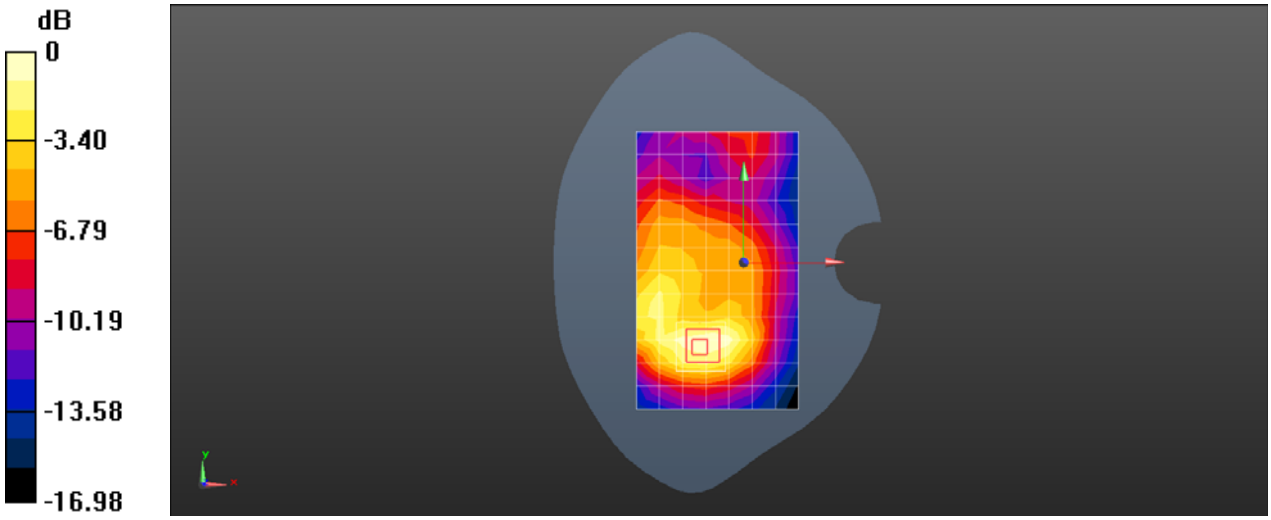

0 dB = 0.375 W/kg = -4.26 dBW/kg

Date: 2020-08-15

Test Laboratory: SGS-SAR Lab

VIVO_V2027 LTE Band 2 20M QPSK 50RB0 18700CH Bottom side 10mm Ant1

DUT: VIVO V2027; Type: Mobile Phone; Serial: c0984770

Communication System: UID 0, LTE-FDD BW 20MHz (0); Frequency: 1860 MHz;Duty Cycle: 1:1

Medium: HSL1900;Medium parameters used: f = 1860 MHz; σ = 1.366 S/m; ε_r = 41.187; ρ = 1000 kg/m^3
Phantom section: Flat Section

DASY 5 Configuration:

- Probe: EX3DV4 - SN3789; ConvF(7.32, 7.32, 7.32); Calibrated: 2020-06-16;
- Sensor-Surface: 1.4mm (Mechanical Surface Detection)
- Electronics: DAE4 Sn1374; Calibrated: 2019-09-24
- Phantom: SAM5; Type: SAM; Serial: 1481
- DASY52 52.8.8(1258); SEMCAD X 14.6.10(7331)

Configuration/Body/Area Scan (5x7x1): Measurement grid: dx=15mm, dy=15mm
Maximum value of SAR (measured) = 0.477 W/kg

Configuration/Body/Zoom Scan (5x5x7)/Cube 0: Measurement grid: dx=8mm, dy=8mm, dz=5mm
Reference Value = 15.99 V/m; Power Drift = 0.02 dB
Peak SAR (extrapolated) = 0.698 W/kg
SAR(1 g) = 0.383 W/kg; SAR(10 g) = 0.209 W/kg
Maximum value of SAR (measured) = 0.578 W/kg

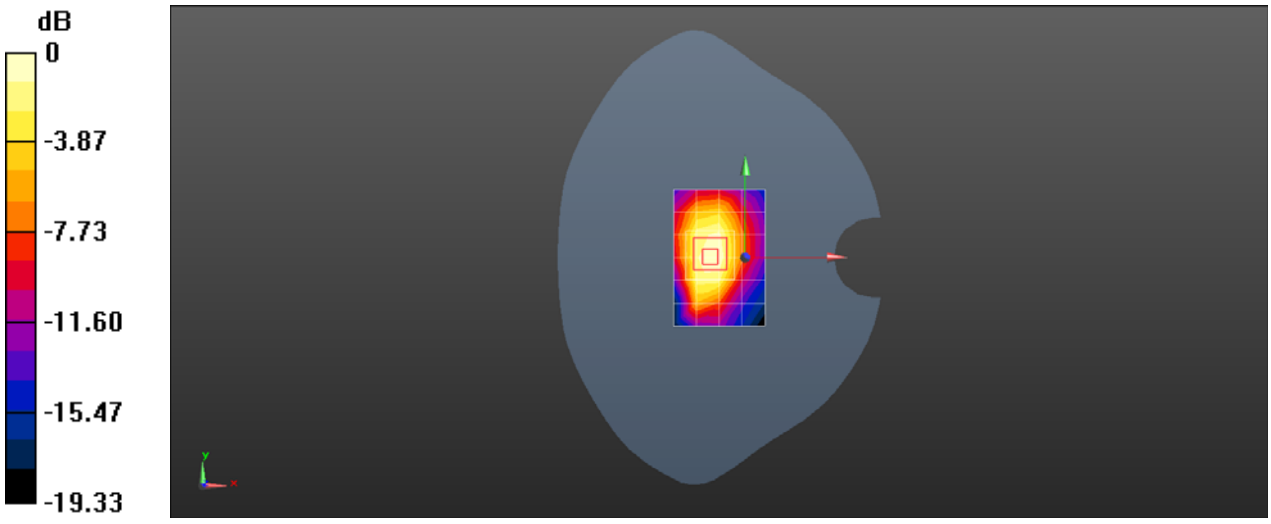

0 dB = 0.477 W/kg = -3.22 dBW/kg

Date: 2020-08-15

Test Laboratory: SGS-SAR Lab

VIVO_V2027 LTE Band 2 20M QPSK 50RB0 19100CH Right tilted Ant2

DUT: VIVO V2027; Type: Mobile Phone; Serial: c0984770

Communication System: UID 0, LTE-FDD BW 20MHz (0); Frequency: 1900 MHz;Duty Cycle: 1:1

Medium: HSL1900;Medium parameters used: f = 1900 MHz; σ = 1.378 S/m; ε_r = 41.003; ρ = 1000 kg/m^3
Phantom section: Right Section

DASY 5 Configuration:

- Probe: EX3DV4 - SN3789; ConvF(7.32, 7.32, 7.32); Calibrated: 2020-06-16;
- Sensor-Surface: 1.4mm (Mechanical Surface Detection)
- Electronics: DAE4 Sn1374; Calibrated: 2019-09-24
- Phantom: SAM5; Type: SAM; Serial: 1481
- DASY52 52.8.8(1258); SEMCAD X 14.6.10(7331)

Configuration/Head/Area Scan (8x14x1): Measurement grid: dx=15mm, dy=15mm
Maximum value of SAR (measured) = 0.757 W/kg

Configuration/Head/Zoom Scan (5x5x7)/Cube 0: Measurement grid: dx=8mm, dy=8mm, dz=5mm
Reference Value = 15.08 V/m; Power Drift = 0.01 dB
Peak SAR (extrapolated) = 1.57 W/kg
SAR(1 g) = 0.727 W/kg; SAR(10 g) = 0.331 W/kg
Maximum value of SAR (measured) = 1.27 W/kg



0 dB = 0.757 W/kg = -1.21 dBW/kg

Date: 2020-08-15

Test Laboratory: SGS-SAR Lab

VIVO_V2027 LTE Band 2 20M QPSK 1RB99 18900H Back side 15mm Ant2

DUT: VIVO V2027; Type: Mobile Phone; Serial: c0984770

Communication System: UID 0, LTE-FDD BW 20MHz (0); Frequency: 1880 MHz;Duty Cycle: 1:1

Medium: HSL1900;Medium parameters used: f = 1880 MHz; σ = 1.374 S/m; ε_r = 41.085; ρ = 1000 kg/m^3
Phantom section: Flat Section

DASY 5 Configuration:

- Probe: EX3DV4 - SN3789; ConvF(7.32, 7.32, 7.32); Calibrated: 2020-06-16;
- Sensor-Surface: 1.4mm (Mechanical Surface Detection)
- Electronics: DAE4 Sn1374; Calibrated: 2019-09-24
- Phantom: SAM5; Type: SAM; Serial: 1481
- DASY52 52.8.8(1258); SEMCAD X 14.6.10(7331)

Configuration/Body/Area Scan (8x13x1): Measurement grid: dx=15mm, dy=15mm
Maximum value of SAR (measured) = 0.676 W/kg

Configuration/Body/Zoom Scan (5x5x7)/Cube 0: Measurement grid: dx=8mm, dy=8mm, dz=5mm
Reference Value = 10.11 V/m; Power Drift = 0.07 dB
Peak SAR (extrapolated) = 0.863 W/kg
SAR(1 g) = 0.473 W/kg; SAR(10 g) = 0.264 W/kg
Maximum value of SAR (measured) = 0.715 W/kg

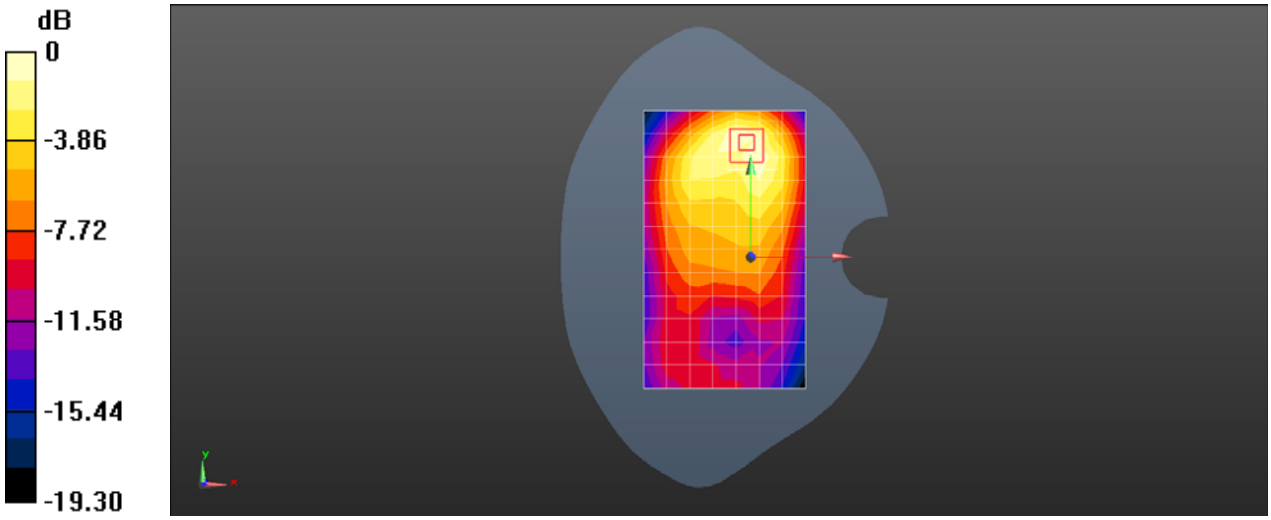

0 dB = 0.676 W/kg = -1.70 dBW/kg

Date: 2020-08-15

Test Laboratory: SGS-SAR Lab

VIVO_V2027 LTE Band 2 20M QPSK 50RB0 19100H Top side 10mm Ant2

DUT: VIVO V2027; Type: Mobile Phone; Serial: c0984770

Communication System: UID 0, LTE-FDD BW 20MHz (0); Frequency: 1900 MHz;Duty Cycle: 1:1

Medium: HSL1900;Medium parameters used: f = 1900 MHz; σ = 1.378 S/m; ε_r = 41.003; ρ = 1000 kg/m^3
Phantom section: Flat Section

DASY 5 Configuration:

- Probe: EX3DV4 - SN3789; ConvF(7.32, 7.32, 7.32); Calibrated: 2020-06-16;
- Sensor-Surface: 1.4mm (Mechanical Surface Detection)
- Electronics: DAE4 Sn1374; Calibrated: 2019-09-24
- Phantom: SAM5; Type: SAM; Serial: 1481
- DASY52 52.8.8(1258); SEMCAD X 14.6.10(7331)

Configuration/Body/Area Scan (5x7x1): Measurement grid: dx=15mm, dy=15mm
Maximum value of SAR (measured) = 0.546 W/kg

Configuration/Body/Zoom Scan (5x5x7)/Cube 0: Measurement grid: dx=8mm, dy=8mm, dz=5mm
Reference Value = 15.18 V/m; Power Drift = 0.14 dB
Peak SAR (extrapolated) = 0.749 W/kg
SAR(1 g) = 0.381 W/kg; SAR(10 g) = 0.186 W/kg
Maximum value of SAR (measured) = 0.621 W/kg

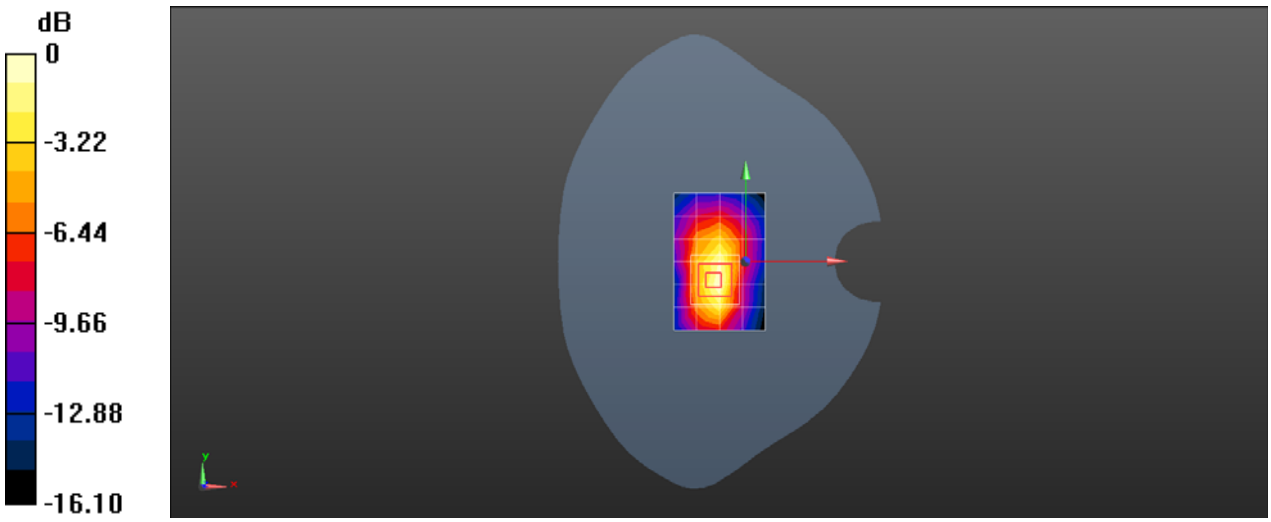

0 dB = 0.546 W/kg = -2.63 dBW/kg

Date: 2020-08-15

Test Laboratory: SGS-SAR Lab

VIVO_V2027 LTE Band 2 20M QPSK 100RB0 19100CH Top side 0mm Ant2

DUT: VIVO V2027; Type: Mobile Phone; Serial: c0984770

Communication System: UID 0, LTE-FDD BW 20MHz (0); Frequency: 1900 MHz;Duty Cycle: 1:1

Medium: HSL1900;Medium parameters used: f = 1900 MHz; σ = 1.378 S/m; ε_r = 41.003; ρ = 1000 kg/m^3
Phantom section: Flat Section

DASY 5 Configuration:

- Probe: EX3DV4 - SN3789; ConvF(7.32, 7.32, 7.32); Calibrated: 2020-06-16;
- Sensor-Surface: 1.4mm (Mechanical Surface Detection)
- Electronics: DAE4 Sn1374; Calibrated: 2019-09-24
- Phantom: SAM5; Type: SAM; Serial: 1481
- DASY52 52.8.8(1258); SEMCAD X 14.6.10(7331)

Configuration/Body/Area Scan (5x7x1): Measurement grid: dx=15mm, dy=15mm
Maximum value of SAR (measured) = 8.45 W/kg

Configuration/Body/Zoom Scan (5x5x7)/Cube 0: Measurement grid: dx=8mm, dy=8mm, dz=5mm
Reference Value = 34.18 V/m; Power Drift = 0.05 dB
Peak SAR (extrapolated) = 20.0 W/kg
SAR(1 g) = 5.62 W/kg; SAR(10 g) = 1.97 W/kg
Maximum value of SAR (measured) = 14.0 W/kg

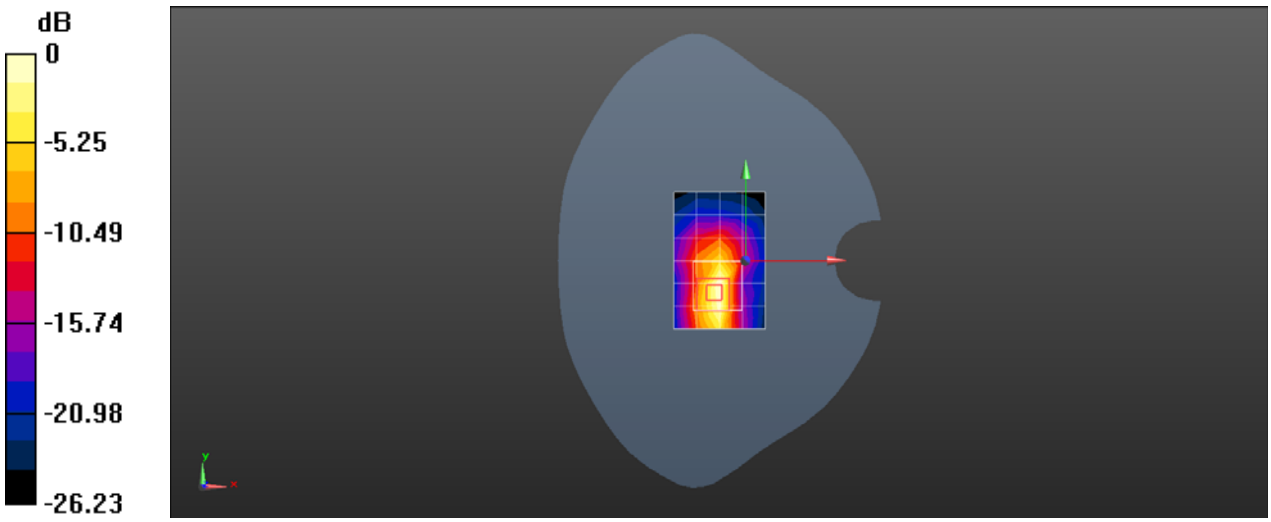

0 dB = 8.45 W/kg = 9.27 dBW/kg

Date: 2020-08-16

Test Laboratory: SGS-SAR Lab

VIVO_V2027 LTE Band 4 20M QPSK 1RB99 20175CH Left cheek Ant1

DUT: VIVO V2027; Type: Mobile Phone; Serial: c0984770

Communication System: UID 0, LTE-FDD BW 20MHz (0); Frequency: 1732.5 MHz;Duty Cycle: 1:1

Medium: HSL1750;Medium parameters used: f = 1732.5 MHz; σ = 1.32 S/m; ε_r = 40.656; ρ = 1000 kg/m^3
Phantom section: Left Section

DASY 5 Configuration:

- Probe: EX3DV4 - SN3789; ConvF(7.61, 7.61, 7.61); Calibrated: 2020-06-16;
- Sensor-Surface: 1.4mm (Mechanical Surface Detection)
- Electronics: DAE4 Sn1374; Calibrated: 2019-09-24
- Phantom: SAM5; Type: SAM; Serial: 1481
- DASY52 52.8.8(1258); SEMCAD X 14.6.10(7331)

Configuration/Head/Area Scan (8x13x1): Measurement grid: dx=15mm, dy=15mm
Maximum value of SAR (measured) = 0.0593 W/kg

Configuration/Head/Zoom Scan (5x5x7)/Cube 0: Measurement grid: dx=8mm, dy=8mm, dz=5mm
Reference Value = 3.162 V/m; Power Drift = 0.03 dB
Peak SAR (extrapolated) = 0.0750 W/kg
SAR(1 g) = 0.047 W/kg; SAR(10 g) = 0.031 W/kg
Maximum value of SAR (measured) = 0.0639 W/kg

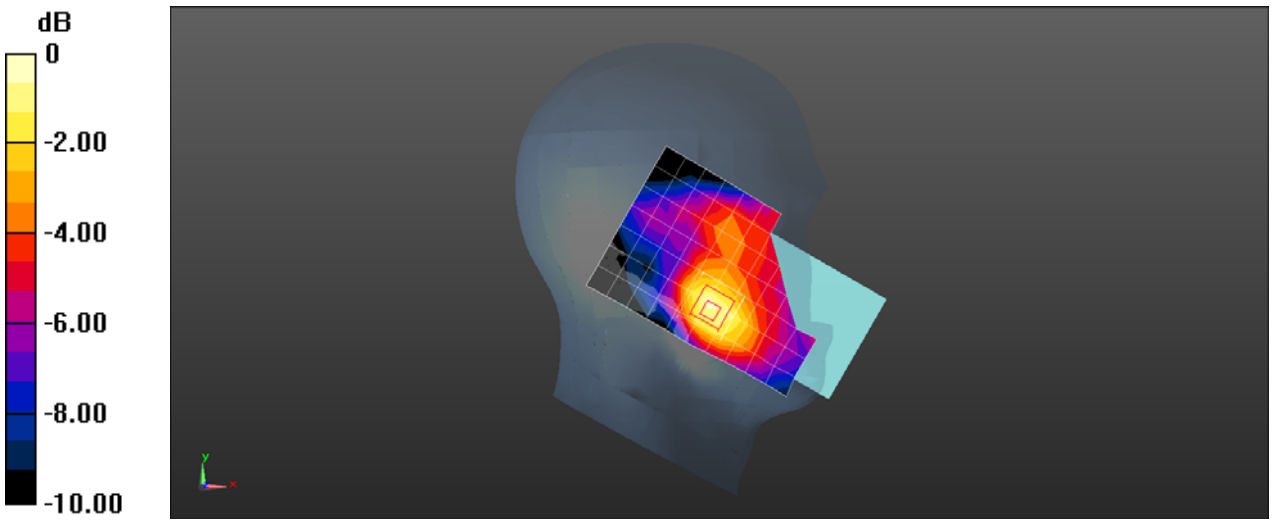

0 dB = 0.0639 W/kg = -11.95 dBW/kg

Date: 2020-08-16

Test Laboratory: SGS-SAR Lab

VIVO_V2027 LTE Band 4 20M QPSK 1RB99 20175CH Back side 15mm Ant1

DUT: VIVO V2027; Type: Mobile Phone; Serial: c0984770

Communication System: UID 0, LTE-FDD BW 20MHz (0); Frequency: 1732.5 MHz;Duty Cycle: 1:1

Medium: HSL1750;Medium parameters used: f = 1732.5 MHz; σ = 1.32 S/m; ε_r = 40.656; ρ = 1000 kg/m^3
Phantom section: Flat Section

DASY 5 Configuration:

- Probe: EX3DV4 - SN3789; ConvF(7.61, 7.61, 7.61); Calibrated: 2020-06-16;
- Sensor-Surface: 1.4mm (Mechanical Surface Detection)
- Electronics: DAE4 Sn1374; Calibrated: 2019-09-24
- Phantom: SAM5; Type: SAM; Serial: 1481
- DASY52 52.8.8(1258); SEMCAD X 14.6.10(7331)

Configuration/Body/Area Scan (8x13x1): Measurement grid: dx=15mm, dy=15mm
Maximum value of SAR (measured) = 0.213 W/kg

Configuration/Body/Zoom Scan (5x5x7)/Cube 0: Measurement grid: dx=8mm, dy=8mm, dz=5mm
Reference Value = 6.837 V/m; Power Drift = 0.02 dB
Peak SAR (extrapolated) = 0.296 W/kg
SAR(1 g) = 0.175 W/kg; SAR(10 g) = 0.102 W/kg
Maximum value of SAR (measured) = 0.251 W/kg

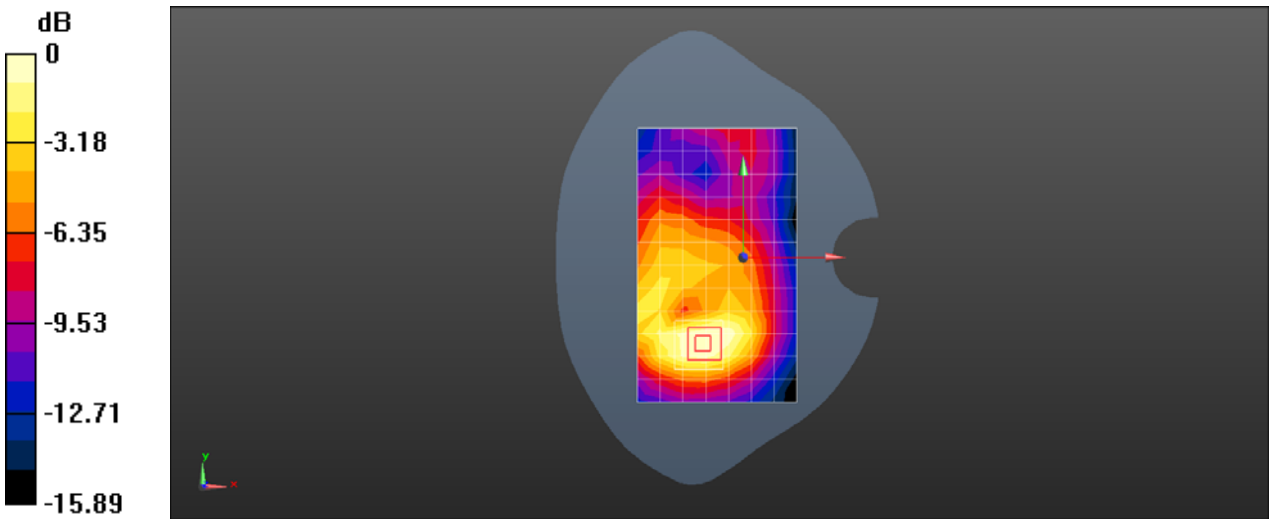

0 dB = 0.213 W/kg = -6.72 dBW/kg

Date: 2020-08-16

Test Laboratory: SGS-SAR Lab

VIVO_V2027 LTE Band 4 20M QPSK 50RB0 20175CH Bottom side 10mm Ant1

DUT: VIVO V2027; Type: Mobile Phone; Serial: c0984770

Communication System: UID 0, LTE-FDD BW 20MHz (0); Frequency: 1732.5 MHz;Duty Cycle: 1:1

Medium: HSL1750;Medium parameters used: f = 1732.5 MHz; σ = 1.32 S/m; ε_r = 40.656; ρ = 1000 kg/m^3
Phantom section: Flat Section

DASY 5 Configuration:

- Probe: EX3DV4 - SN3789; ConvF(7.61, 7.61, 7.61); Calibrated: 2020-06-16;
- Sensor-Surface: 1.4mm (Mechanical Surface Detection)
- Electronics: DAE4 Sn1374; Calibrated: 2019-09-24
- Phantom: SAM5; Type: SAM; Serial: 1481
- DASY52 52.8.8(1258); SEMCAD X 14.6.10(7331)

Configuration/Body/Area Scan (5x7x1): Measurement grid: dx=15mm, dy=15mm
Maximum value of SAR (measured) = 0.528 W/kg

Configuration/Body/Zoom Scan (5x5x7)/Cube 0: Measurement grid: dx=8mm, dy=8mm, dz=5mm
Reference Value = 16.89 V/m; Power Drift = 0.07 dB
Peak SAR (extrapolated) = 0.811 W/kg
SAR(1 g) = 0.454 W/kg; SAR(10 g) = 0.252 W/kg
Maximum value of SAR (measured) = 0.678 W/kg

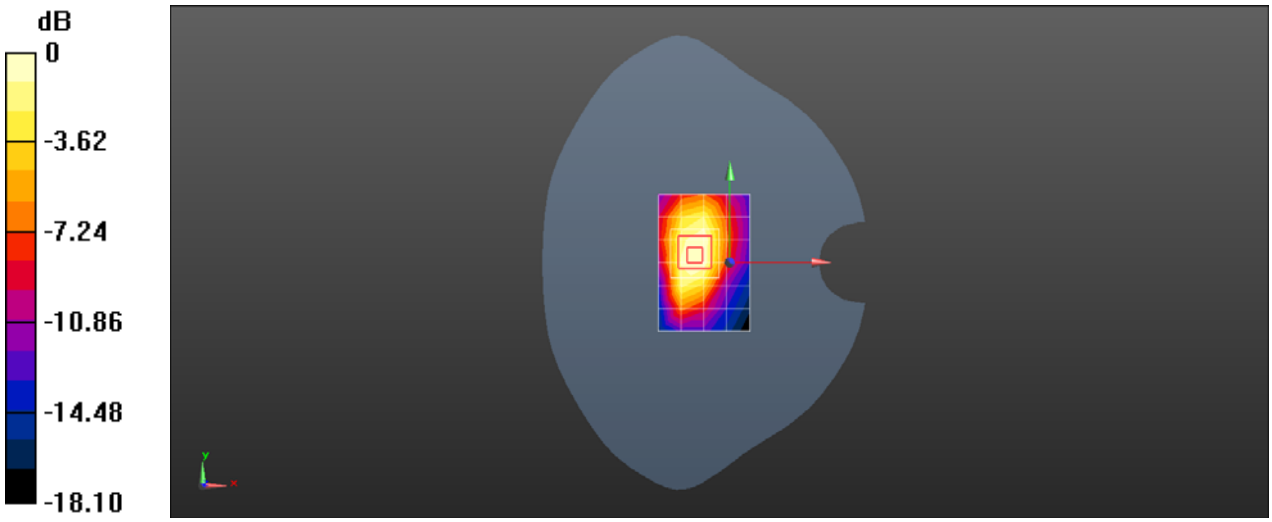

0 dB = 0.528 W/kg = -2.78 dBW/kg

Date: 2020-08-16

Test Laboratory: SGS-SAR Lab

VIVO_V2027 LTE Band 4 20M QPSK 50RB0 20050CH Right tilted Ant2

DUT: VIVO V2027; Type: Mobile Phone; Serial: c0984770

Communication System: UID 0, LTE-FDD BW 20MHz (0); Frequency: 1720 MHz;Duty Cycle: 1:1

Medium: HSL1750;Medium parameters used: f = 1720 MHz; σ = 1.31 S/m; ε_r = 40.774; ρ = 1000 kg/m^3
Phantom section: Right Section

DASY 5 Configuration:

- Probe: EX3DV4 - SN3789; ConvF(7.61, 7.61, 7.61); Calibrated: 2020-06-16;
- Sensor-Surface: 1.4mm (Mechanical Surface Detection)
- Electronics: DAE4 Sn1374; Calibrated: 2019-09-24
- Phantom: SAM5; Type: SAM; Serial: 1481
- DASY52 52.8.8(1258); SEMCAD X 14.6.10(7331)

Configuration/Head/Area Scan (8x14x1): Measurement grid: dx=15mm, dy=15mm
Maximum value of SAR (measured) = 0.635 W/kg

Configuration/Head/Zoom Scan (5x5x7)/Cube 0: Measurement grid: dx=8mm, dy=8mm, dz=5mm
Reference Value = 14.93 V/m; Power Drift = 0.01 dB
Peak SAR (extrapolated) = 1.26 W/kg
SAR(1 g) = 0.588 W/kg; SAR(10 g) = 0.275 W/kg
Maximum value of SAR (measured) = 1.02 W/kg



0 dB = 0.635 W/kg = -1.97 dBW/kg

Date: 2020-08-16

Test Laboratory: SGS-SAR Lab

VIVO_V2027 LTE Band 4 20M QPSK 1RB0 20050H Back side 15mm Ant2

DUT: VIVO V2027; Type: Mobile Phone; Serial: c0984770

Communication System: UID 0, LTE-FDD BW 20MHz (0); Frequency: 1720 MHz;Duty Cycle: 1:1

Medium: HSL1750;Medium parameters used: f = 1720 MHz; σ = 1.31 S/m; ε_r = 40.774; ρ = 1000 kg/m^3
Phantom section: Flat Section

DASY 5 Configuration:

- Probe: EX3DV4 - SN3789; ConvF(7.61, 7.61, 7.61); Calibrated: 2020-06-16;
- Sensor-Surface: 1.4mm (Mechanical Surface Detection)
- Electronics: DAE4 Sn1374; Calibrated: 2019-09-24
- Phantom: SAM5; Type: SAM; Serial: 1481
- DASY52 52.8.8(1258); SEMCAD X 14.6.10(7331)

Configuration/Body/Area Scan (8x13x1): Measurement grid: dx=15mm, dy=15mm
Maximum value of SAR (measured) = 0.419 W/kg

Configuration/Body/Zoom Scan (5x5x7)/Cube 0: Measurement grid: dx=8mm, dy=8mm, dz=5mm
Reference Value = 9.212 V/m; Power Drift = 0.08 dB
Peak SAR (extrapolated) = 0.490 W/kg
SAR(1 g) = 0.276 W/kg; SAR(10 g) = 0.163 W/kg
Maximum value of SAR (measured) = 0.407 W/kg

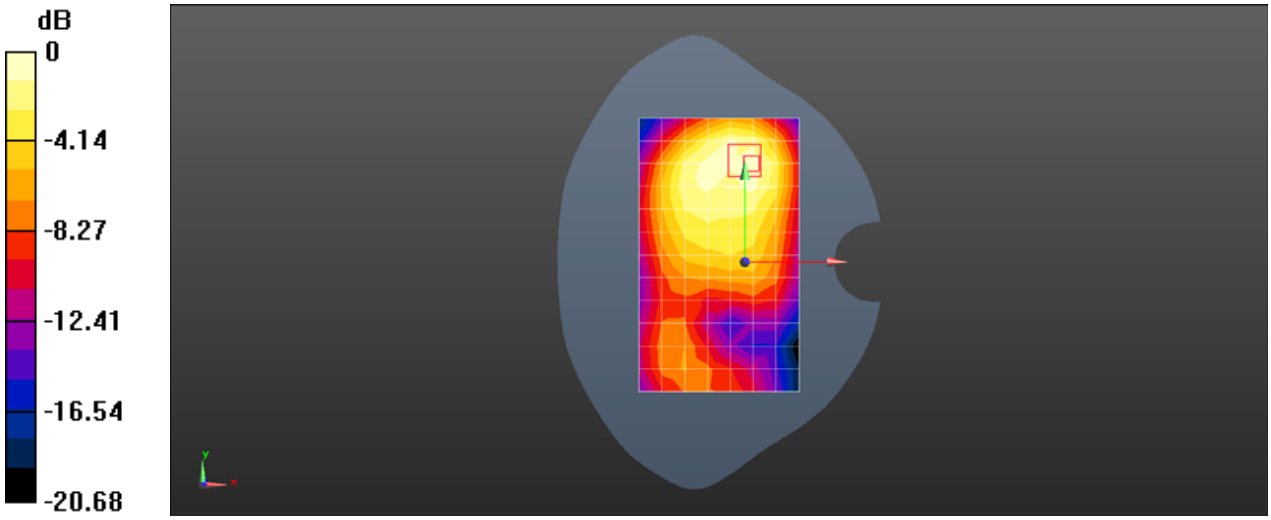

0 dB = 0.419 W/kg = -3.78 dBW/kg

Date: 2020-08-16

Test Laboratory: SGS-SAR Lab

VIVO_V2027 LTE Band 4 20M QPSK 50RB0 20050H Top side 10mm Ant2

DUT: VIVO V2027; Type: Mobile Phone; Serial: c0984770

Communication System: UID 0, LTE-FDD BW 20MHz (0); Frequency: 1720 MHz;Duty Cycle: 1:1

Medium: HSL1750;Medium parameters used: f = 1720 MHz; σ = 1.31 S/m; ε_r = 40.774; ρ = 1000 kg/m^3
Phantom section: Flat Section

DASY 5 Configuration:

- Probe: EX3DV4 - SN3789; ConvF(7.61, 7.61, 7.61); Calibrated: 2020-06-16;
- Sensor-Surface: 1.4mm (Mechanical Surface Detection)
- Electronics: DAE4 Sn1374; Calibrated: 2019-09-24
- Phantom: SAM5; Type: SAM; Serial: 1481
- DASY52 52.8.8(1258); SEMCAD X 14.6.10(7331)

Configuration/Body/Area Scan (5x7x1): Measurement grid: dx=15mm, dy=15mm
Maximum value of SAR (measured) = 0.318 W/kg

Configuration/Body/Zoom Scan (5x5x7)/Cube 0: Measurement grid: dx=8mm, dy=8mm, dz=5mm
Reference Value = 12.36 V/m; Power Drift = 0.03 dB
Peak SAR (extrapolated) = 0.444 W/kg
SAR(1 g) = 0.234 W/kg; SAR(10 g) = 0.119 W/kg
Maximum value of SAR (measured) = 0.362 W/kg

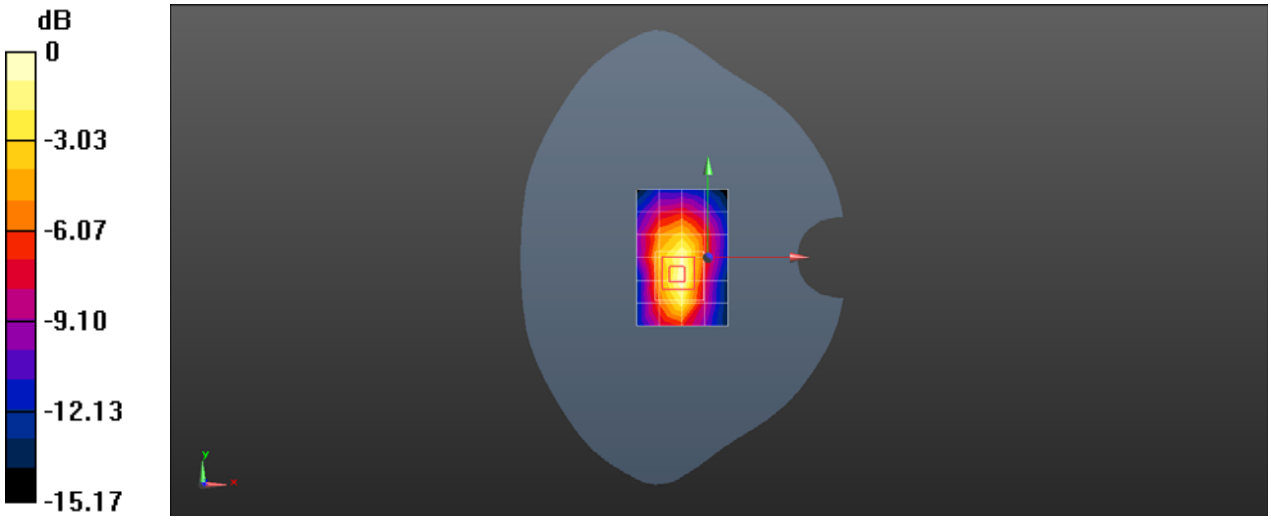

0 dB = 0.318 W/kg = -4.98 dBW/kg

Date: 2020-08-16

Test Laboratory: SGS-SAR Lab

VIVO_V2027 LTE Band 5 10M QPSK 1RB49 20450CH Left cheek Ant1

DUT: VIVO V2027; Type: Mobile Phone; Serial: c0984770

Communication System: UID 0, LTE-FDD BW 10MHZ (0); Frequency: 829 MHz;Duty Cycle: 1:1

Medium: HSL835;Medium parameters used: f = 829 MHz; σ = 0.883 S/m; ε_r = 40.871; ρ = 1000 kg/m^3
Phantom section: Left Section

DASY 5 Configuration:

- Probe: EX3DV4 - SN3789; ConvF(8.53, 8.53, 8.53); Calibrated: 2020-06-16;
- Sensor-Surface: 1.4mm (Mechanical Surface Detection)
- Electronics: DAE4 Sn1374; Calibrated: 2019-09-24
- Phantom: SAM5; Type: SAM; Serial: 1481
- DASY52 52.8.8(1258); SEMCAD X 14.6.10(7331)

Configuration/Head/Area Scan (8x13x1): Measurement grid: dx=15mm, dy=15mm
Maximum value of SAR (measured) = 0.152 W/kg

Configuration/Head/Zoom Scan (5x5x7)/Cube 0: Measurement grid: dx=8mm, dy=8mm, dz=5mm
Reference Value = 2.080 V/m; Power Drift = 0.04 dB
Peak SAR (extrapolated) = 0.166 W/kg
SAR(1 g) = 0.124 W/kg; SAR(10 g) = 0.094 W/kg
Maximum value of SAR (measured) = 0.151 W/kg

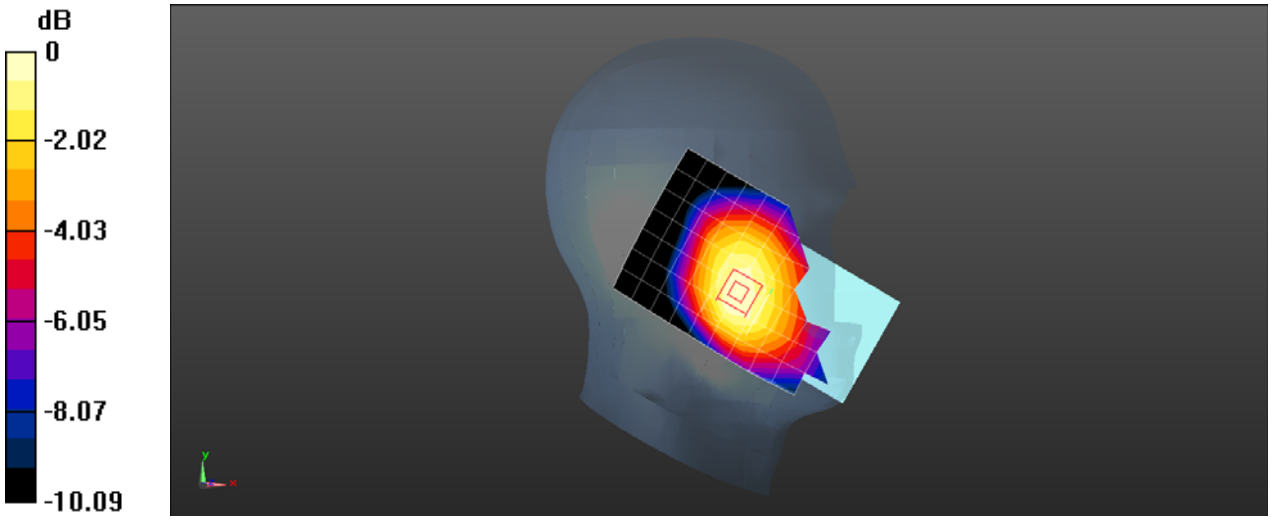

0 dB = 0.151 W/kg = -8.22 dBW/kg

Date: 2020-08-16

Test Laboratory: SGS-SAR Lab

VIVO_V2027 LTE Band 5 10M QPSK 1RB49 20450CH Back side 15mm Ant1

DUT: VIVO V2027; Type: Mobile Phone; Serial: c0984770

Communication System: UID 0, LTE-FDD BW 10MHZ (0); Frequency: 829 MHz;Duty Cycle: 1:1

Medium: HSL835;Medium parameters used: f = 829 MHz; σ = 0.883 S/m; ε_r = 40.871; ρ = 1000 kg/m^3
Phantom section: Flat Section

DASY 5 Configuration:

- Probe: EX3DV4 - SN3789; ConvF(8.53, 8.53, 8.53); Calibrated: 2020-06-16;
- Sensor-Surface: 1.4mm (Mechanical Surface Detection)
- Electronics: DAE4 Sn1374; Calibrated: 2019-09-24
- Phantom: SAM5; Type: SAM; Serial: 1481
- DASY52 52.8.8(1258); SEMCAD X 14.6.10(7331)

Configuration/Body/Area Scan (8x13x1): Measurement grid: dx=15mm, dy=15mm
Maximum value of SAR (measured) = 0.147 W/kg

Configuration/Body/Zoom Scan (5x5x7)/Cube 0: Measurement grid: dx=8mm, dy=8mm, dz=5mm
Reference Value = 10.38 V/m; Power Drift = -0.01 dB
Peak SAR (extrapolated) = 0.165 W/kg
SAR(1 g) = 0.123 W/kg; SAR(10 g) = 0.093 W/kg
Maximum value of SAR (measured) = 0.150 W/kg

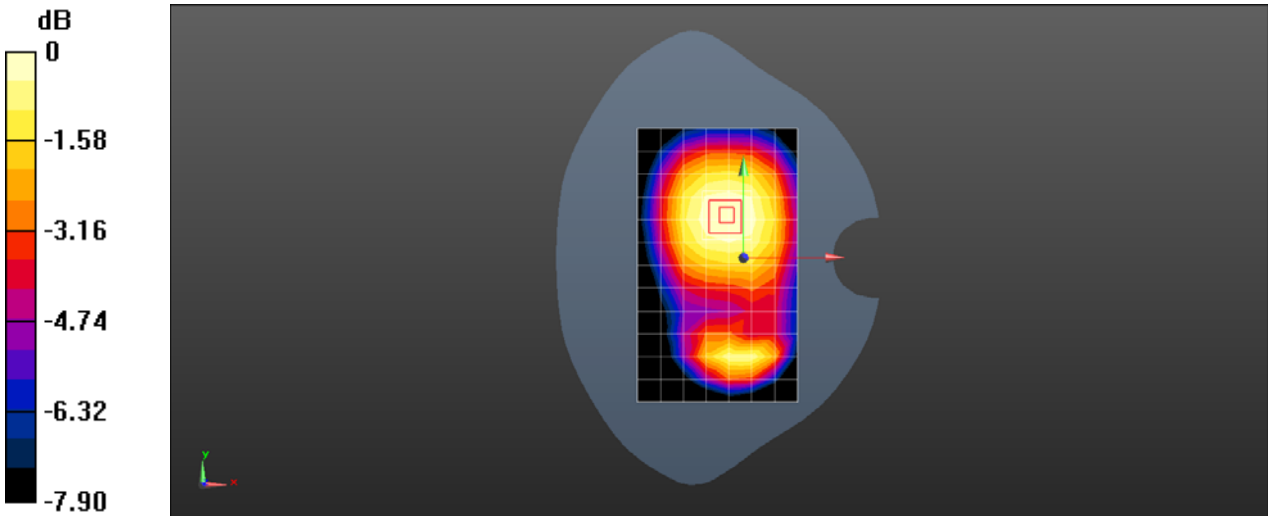

0 dB = 0.150 W/kg = -8.24 dBW/kg

Date: 2020-08-16

Test Laboratory: SGS-SAR Lab

VIVO_V2027 LTE Band 5 10M QPSK 1RB49 20450CH Back side 10mm Ant1

DUT: VIVO V2027; Type: Mobile Phone; Serial: c0984770

Communication System: UID 0, LTE-FDD BW 10MHZ (0); Frequency: 829 MHz;Duty Cycle: 1:1

Medium: HSL835;Medium parameters used: f = 829 MHz; σ = 0.883 S/m; ε_r = 40.871; ρ = 1000 kg/m^3
Phantom section: Flat Section

DASY 5 Configuration:

- Probe: EX3DV4 - SN3789; ConvF(8.53, 8.53, 8.53); Calibrated: 2020-06-16;
- Sensor-Surface: 1.4mm (Mechanical Surface Detection)
- Electronics: DAE4 Sn1374; Calibrated: 2019-09-24
- Phantom: SAM5; Type: SAM; Serial: 1481
- DASY52 52.8.8(1258); SEMCAD X 14.6.10(7331)

Configuration/Body/Area Scan (8x13x1): Measurement grid: dx=15mm, dy=15mm
Maximum value of SAR (measured) = 0.229 W/kg

Configuration/Body/Zoom Scan (5x5x7)/Cube 0: Measurement grid: dx=8mm, dy=8mm, dz=5mm
Reference Value = 12.11 V/m; Power Drift = -0.12 dB
Peak SAR (extrapolated) = 0.427 W/kg
SAR(1 g) = 0.206 W/kg; SAR(10 g) = 0.118 W/kg
Maximum value of SAR (measured) = 0.308 W/kg

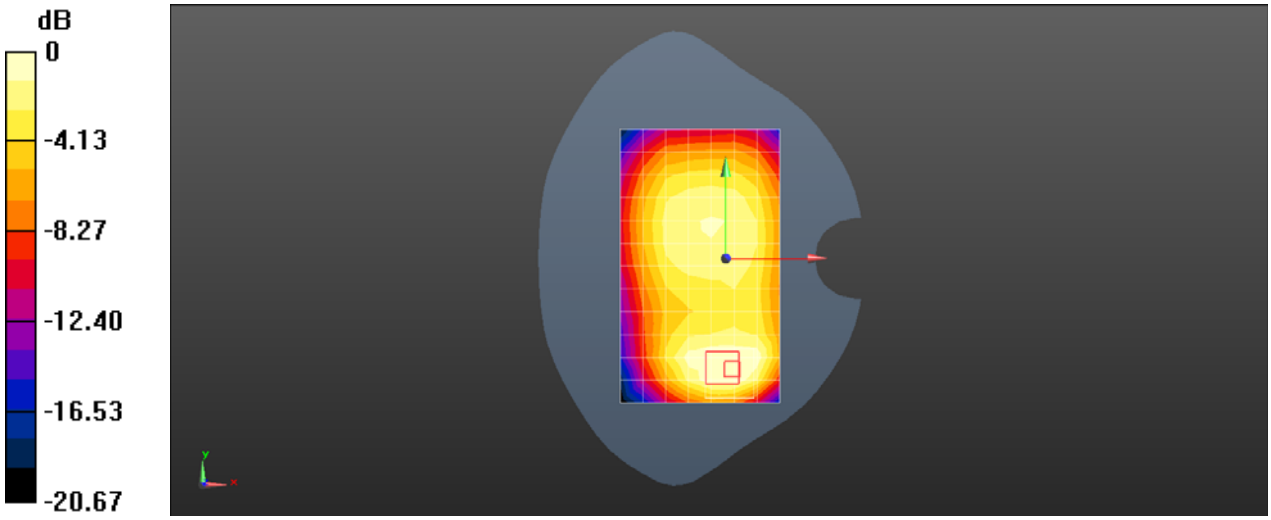

0 dB = 0.229 W/kg = -6.40 dBW/kg

Date: 2020-08-16

Test Laboratory: SGS-SAR Lab

VIVO_V2027 LTE Band 5 10M QPSK 1RB49 20600CH Right cheek Ant2

DUT: VIVO V2027; Type: Mobile Phone; Serial: c0984770

Communication System: UID 0, LTE-FDD BW 10MHZ (0); Frequency: 844 MHz;Duty Cycle: 1:1

Medium: HSL835;Medium parameters used: f = 844 MHz; σ = 0.905 S/m; ε_r = 41.828; ρ = 1000 kg/m^3
Phantom section: Right Section

DASY 5 Configuration:

- Probe: EX3DV4 - SN3789; ConvF(8.53, 8.53, 8.53); Calibrated: 2020-06-16;
- Sensor-Surface: 1.4mm (Mechanical Surface Detection)
- Electronics: DAE4 Sn1374; Calibrated: 2019-09-24
- Phantom: SAM5; Type: SAM; Serial: 1481
- DASY52 52.8.8(1258); SEMCAD X 14.6.10(7331)

Configuration/Head/Area Scan (8x14x1): Measurement grid: dx=15mm, dy=15mm
Maximum value of SAR (measured) = 0.765 W/kg

Configuration/Head/Zoom Scan (5x5x7)/Cube 0: Measurement grid: dx=8mm, dy=8mm, dz=5mm
Reference Value = 18.71 V/m; Power Drift = -0.06 dB
Peak SAR (extrapolated) = 1.39 W/kg
SAR(1 g) = 0.575 W/kg; SAR(10 g) = 0.332 W/kg
Maximum value of SAR (measured) = 0.976 W/kg

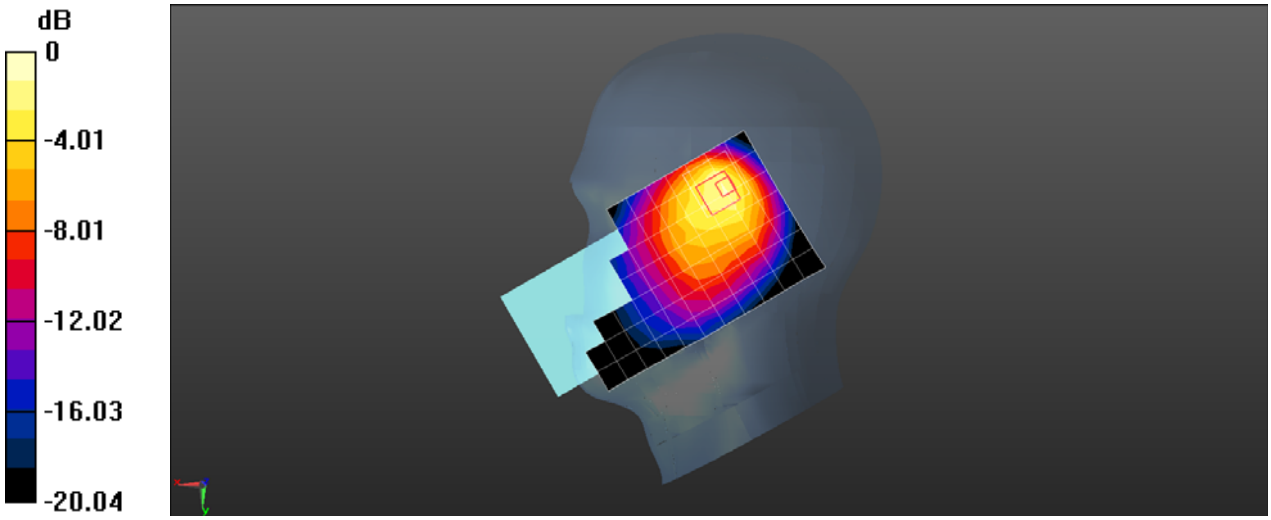

0 dB = 0.976 W/kg = -0.10 dBW/kg

Date: 2020-08-16

Test Laboratory: SGS-SAR Lab

VIVO_V2027 LTE Band 5 10M QPSK 1RB49 20600CH Back side 15mm Ant2

DUT: VIVO V2027; Type: Mobile Phone; Serial: c0984770

Communication System: UID 0, LTE-FDD BW 10MHZ (0); Frequency: 844 MHz;Duty Cycle: 1:1

Medium: HSL835;Medium parameters used: f = 844 MHz; σ = 0.905 S/m; ε_r = 41.828; ρ = 1000 kg/m^3
Phantom section: Flat Section

DASY 5 Configuration:

- Probe: EX3DV4 - SN3789; ConvF(8.53, 8.53, 8.53); Calibrated: 2020-06-16;
- Sensor-Surface: 1.4mm (Mechanical Surface Detection)
- Electronics: DAE4 Sn1374; Calibrated: 2019-09-24
- Phantom: SAM5; Type: SAM; Serial: 1481
- DASY52 52.8.8(1258); SEMCAD X 14.6.10(7331)

Configuration/Body/Area Scan (8x13x1): Measurement grid: dx=15mm, dy=15mm
Maximum value of SAR (measured) = 0.130 W/kg

Configuration/Body/Zoom Scan (5x5x7)/Cube 0: Measurement grid: dx=8mm, dy=8mm, dz=5mm
Reference Value = 9.852 V/m; Power Drift = -0.06 dB
Peak SAR (extrapolated) = 0.174 W/kg
SAR(1 g) = 0.101 W/kg; SAR(10 g) = 0.065 W/kg
Maximum value of SAR (measured) = 0.140 W/kg

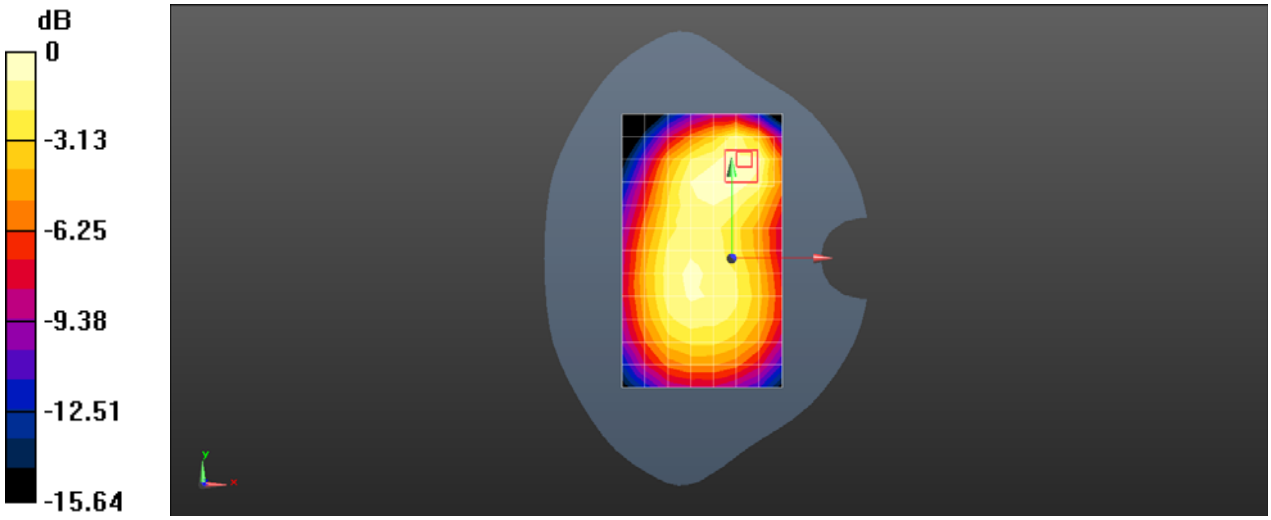

0 dB = 0.140 W/kg = -8.54 dBW/kg

Date: 2020-08-16

Test Laboratory: SGS-SAR Lab

VIVO_V2027 LTE Band 5 10M QPSK 1RB49 20600CH Back side 10mm Ant2

DUT: VIVO V2027; Type: Mobile Phone; Serial: c0984770

Communication System: UID 0, LTE-FDD BW 10MHZ (0); Frequency: 844 MHz;Duty Cycle: 1:1

Medium: HSL835;Medium parameters used: f = 844 MHz; σ = 0.905 S/m; ε_r = 41.828; ρ = 1000 kg/m^3
Phantom section: Flat Section

DASY 5 Configuration:

- Probe: EX3DV4 - SN3789; ConvF(8.53, 8.53, 8.53); Calibrated: 2020-06-16;
- Sensor-Surface: 1.4mm (Mechanical Surface Detection)
- Electronics: DAE4 Sn1374; Calibrated: 2019-09-24
- Phantom: SAM5; Type: SAM; Serial: 1481
- DASY52 52.8.8(1258); SEMCAD X 14.6.10(7331)

Configuration/Body/Area Scan (8x13x1): Measurement grid: dx=15mm, dy=15mm
Maximum value of SAR (measured) = 0.418 W/kg

Configuration/Body/Zoom Scan (5x5x7)/Cube 0: Measurement grid: dx=8mm, dy=8mm, dz=5mm
Reference Value = 12.62 V/m; Power Drift = -0.07 dB
Peak SAR (extrapolated) = 0.528 W/kg
SAR(1 g) = 0.272 W/kg; SAR(10 g) = 0.163 W/kg
Maximum value of SAR (measured) = 0.414 W/kg

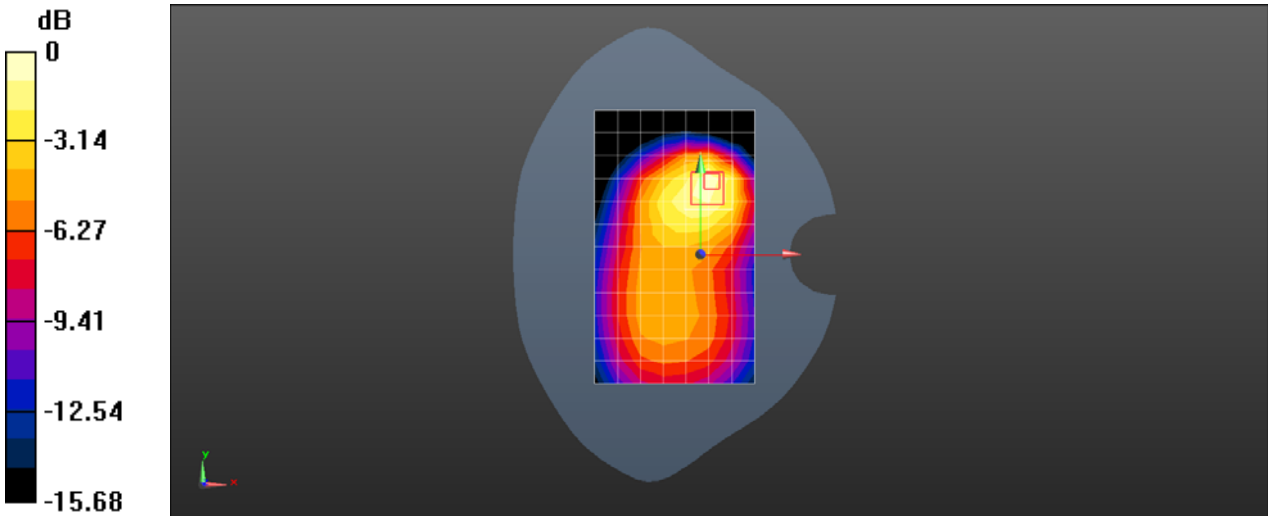

0 dB = 0.414 W/kg = -3.83 dBW/kg

Date: 2020-08-25

Test Laboratory: SGS-SAR Lab

VIVO_V2027 LTE Band 7 20M QPSK 1RB99 20850CH Right cheek Ant1

DUT: VIVO V2027; Type: Mobile Phone; Serial: c0984770

Communication System: UID 0, LTE-FDD BW 20MHz (0); Frequency: 2510 MHz;Duty Cycle: 1:1

Medium: HSL2600;Medium parameters used: f = 2510 MHz; σ = 1.879 S/m; ε_r = 38.662; ρ = 1000 kg/m^3
Phantom section: Right Section

DASY 5 Configuration:

- Probe: EX3DV4 - SN3789; ConvF(6.92, 6.92, 6.92); Calibrated: 2020-06-16;
- Sensor-Surface: 1.4mm (Mechanical Surface Detection)
- Electronics: DAE4 Sn1374; Calibrated: 2019-09-24
- Phantom: SAM5; Type: SAM; Serial: 1481
- DASY52 52.8.8(1258); SEMCAD X 14.6.10(7331)

Configuration/Head/Area Scan (9x16x1): Measurement grid: dx=12mm, dy=12mm
Maximum value of SAR (measured) = 0.361 W/kg

Configuration/Head/Zoom Scan (7x7x7)/Cube 0: Measurement grid: dx=5mm, dy=5mm, dz=5mm
Reference Value = 2.590 V/m; Power Drift = 0.06 dB
Peak SAR (extrapolated) = 0.458 W/kg
SAR(1 g) = 0.244 W/kg; SAR(10 g) = 0.129 W/kg
Maximum value of SAR (measured) = 0.376 W/kg

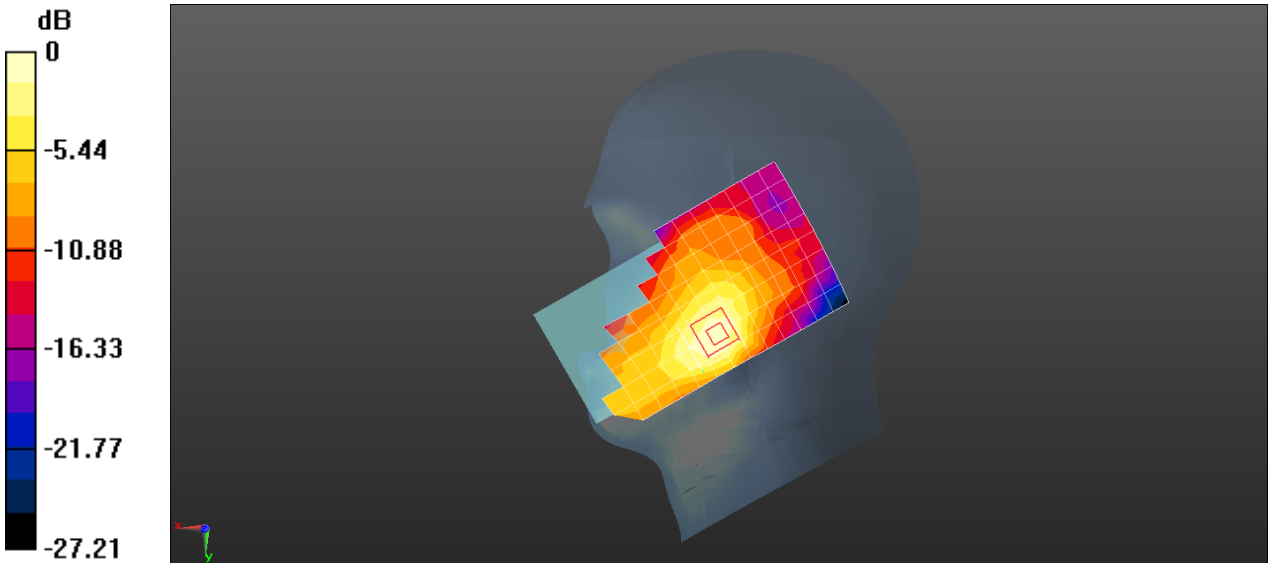

0 dB = 0.376 W/kg = -4.25 dBW/kg

Date: 2020-08-25

Test Laboratory: SGS-SAR Lab

VIVO_V2027 LTE Band 7 20M QPSK 1RB99 20850CH Back side 15mm Ant1

DUT: VIVO V2027; Type: Mobile Phone; Serial: c0984770

Communication System: UID 0, LTE-FDD BW 20MHz (0); Frequency: 2510 MHz;Duty Cycle: 1:1

Medium: HSL2600;Medium parameters used: f = 2510 MHz; σ = 1.879 S/m; ε_r = 38.662; ρ = 1000 kg/m^3
Phantom section: Flat Section

DASY 5 Configuration:

- Probe: EX3DV4 - SN3789; ConvF(6.92, 6.92, 6.92); Calibrated: 2020-06-16;
- Sensor-Surface: 1.4mm (Mechanical Surface Detection)
- Electronics: DAE4 Sn1374; Calibrated: 2019-09-24
- Phantom: SAM5; Type: SAM; Serial: 1481
- DASY52 52.8.8(1258); SEMCAD X 14.6.10(7331)

Configuration/Body/Area Scan (9x16x1): Measurement grid: dx=12mm, dy=12mm
Maximum value of SAR (measured) = 0.332 W/kg

Configuration/Body/Zoom Scan (7x7x7)/Cube 0: Measurement grid: dx=5mm, dy=5mm, dz=5mm
Reference Value = 4.566 V/m; Power Drift = 0.05 dB
Peak SAR (extrapolated) = 0.429 W/kg
SAR(1 g) = 0.222 W/kg; SAR(10 g) = 0.121 W/kg
Maximum value of SAR (measured) = 0.349 W/kg

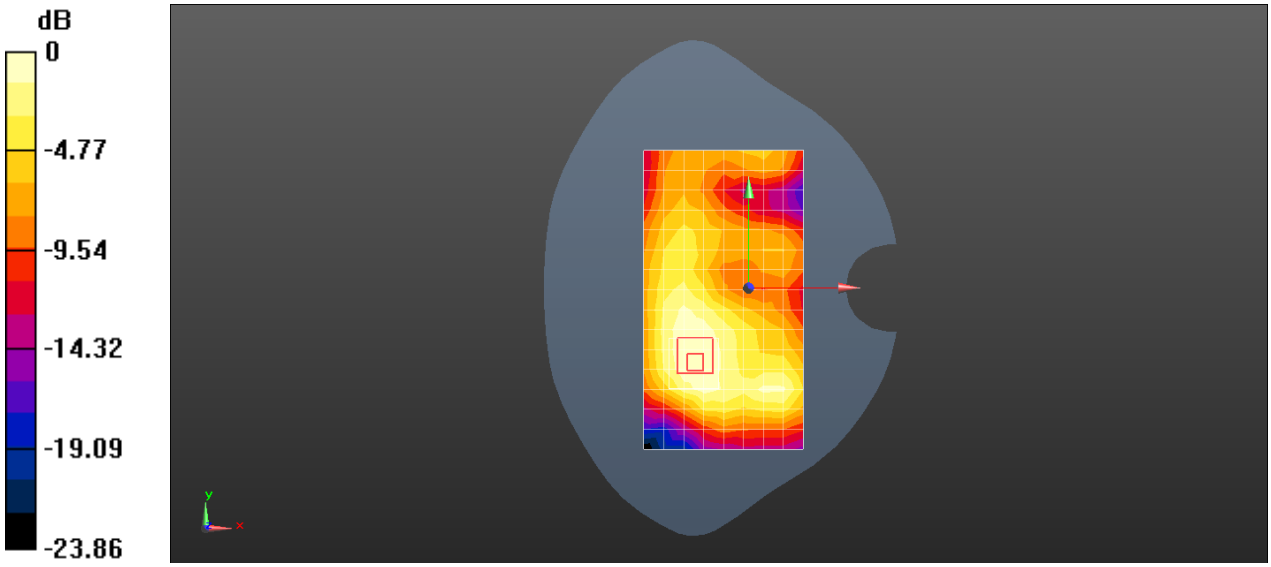

0 dB = 0.332 W/kg = -4.79 dBW/kg

Date: 2020-08-25

Test Laboratory: SGS-SAR Lab

VIVO_V2027 LTE Band 7 20M QPSK 1RB99 20850CH Back side 10mm Ant1

DUT: VIVO V2027; Type: Mobile Phone; Serial: c0984770

Communication System: UID 0, LTE-FDD BW 20MHz (0); Frequency: 2510 MHz;Duty Cycle: 1:1

Medium: HSL2600;Medium parameters used: f = 2510 MHz; σ = 1.879 S/m; ε_r = 38.662; ρ = 1000 kg/m^3
Phantom section: Flat Section

DASY 5 Configuration:

- Probe: EX3DV4 - SN3789; ConvF(6.92, 6.92, 6.92); Calibrated: 2020-06-16;
- Sensor-Surface: 1.4mm (Mechanical Surface Detection)
- Electronics: DAE4 Sn1374; Calibrated: 2019-09-24
- Phantom: SAM5; Type: SAM; Serial: 1481
- DASY52 52.8.8(1258); SEMCAD X 14.6.10(7331)

Configuration/Body/Area Scan (9x16x1): Measurement grid: dx=12mm, dy=12mm
Maximum value of SAR (measured) = 0.644 W/kg

Configuration/Body/Zoom Scan (7x7x7)/Cube 0: Measurement grid: dx=5mm, dy=5mm, dz=5mm
Reference Value = 5.350 V/m; Power Drift = 0.05 dB
Peak SAR (extrapolated) = 0.822 W/kg
SAR(1 g) = 0.432 W/kg; SAR(10 g) = 0.228 W/kg
Maximum value of SAR (measured) = 0.673 W/kg

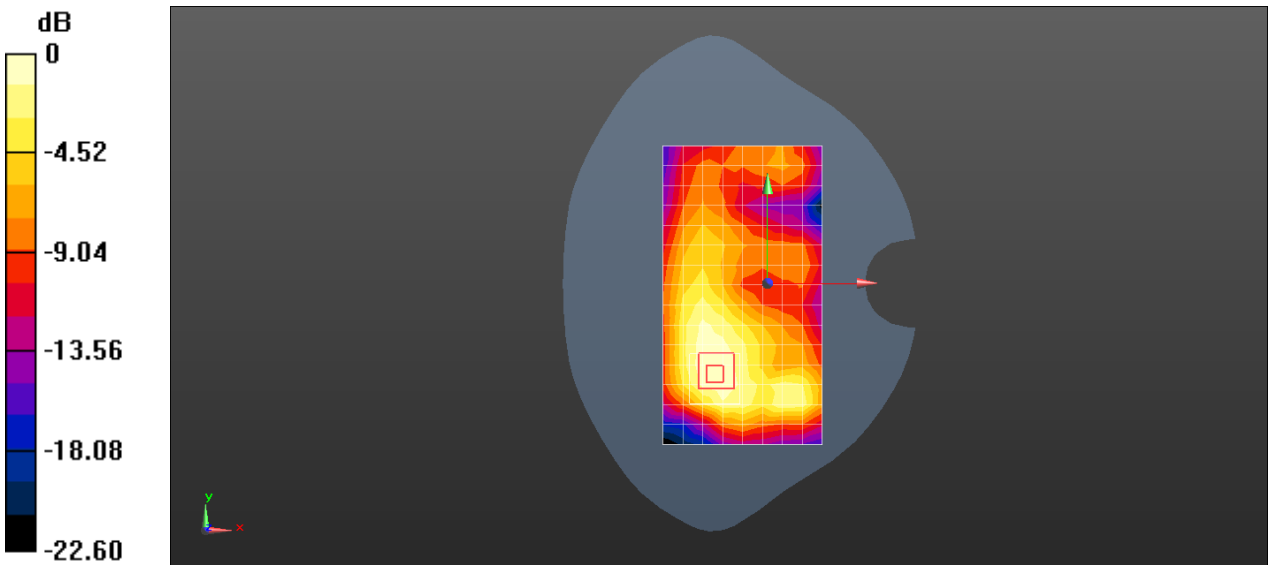

0 dB = 0.644 W/kg = -1.91 dBW/kg

Date: 2020-08-25

Test Laboratory: SGS-SAR Lab

VIVO_V2027 LTE Band 7 20M QPSK 50RB0 21350CH Right tilted Ant2

DUT: VIVO V2027; Type: Mobile Phone; Serial: c0984770

Communication System: UID 0, LTE-FDD BW 20MHz (0); Frequency: 2560 MHz;Duty Cycle: 1:1

Medium: HSL2600;Medium parameters used: f = 2560 MHz; σ = 1.944 S/m; ε_r = 38.424; ρ = 1000 kg/m^3
Phantom section: Right Section

DASY 5 Configuration:

- Probe: EX3DV4 - SN3789; ConvF(6.79, 6.79, 6.79); Calibrated: 2020-06-16;
- Sensor-Surface: 1.4mm (Mechanical Surface Detection)
- Electronics: DAE4 Sn1374; Calibrated: 2019-09-24
- Phantom: SAM5; Type: SAM; Serial: 1481
- DASY52 52.8.8(1258); SEMCAD X 14.6.10(7331)

Configuration/Head/Area Scan (9x17x1): Measurement grid: dx=12mm, dy=12mm
Maximum value of SAR (measured) = 1.13 W/kg

Configuration/Head/Zoom Scan (7x7x7)/Cube 0: Measurement grid: dx=5mm, dy=5mm, dz=5mm
Reference Value = 3.456 V/m; Power Drift = -0.04 dB
Peak SAR (extrapolated) = 1.65 W/kg
SAR(1 g) = 0.716 W/kg; SAR(10 g) = 0.295 W/kg
Maximum value of SAR (measured) = 1.18 W/kg

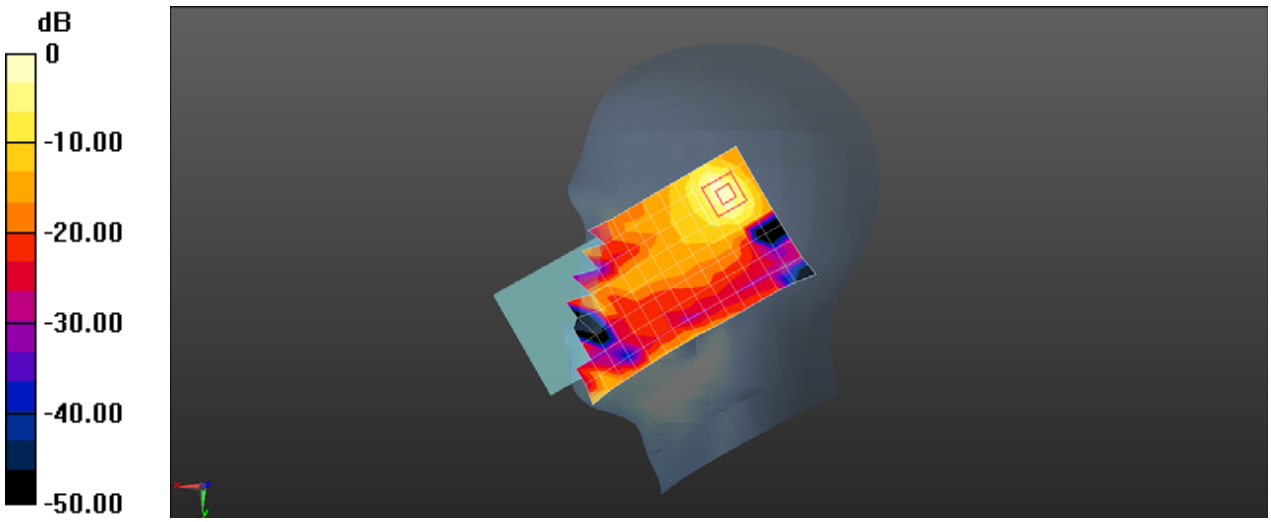

0 dB = 1.13 W/kg = 0.55 dBW/kg

Date: 2020-08-25

Test Laboratory: SGS-SAR Lab

VIVO_V2027 LTE Band 7 20M QPSK 1RB99 20850CH Back side 15mm Ant2

DUT: VIVO V2027; Type: Mobile Phone; Serial: c0984770

Communication System: UID 0, LTE-FDD BW 20MHz (0); Frequency: 2510 MHz;Duty Cycle: 1:1

Medium: HSL2600;Medium parameters used: f = 2510 MHz; σ = 1.879 S/m; ε_r = 38.662; ρ = 1000 kg/m^3
Phantom section: Flat Section

DASY 5 Configuration:

- Probe: EX3DV4 - SN3789; ConvF(6.92, 6.92, 6.92); Calibrated: 2020-06-16;
- Sensor-Surface: 1.4mm (Mechanical Surface Detection)
- Electronics: DAE4 Sn1374; Calibrated: 2019-09-24
- Phantom: SAM5; Type: SAM; Serial: 1481
- DASY52 52.8.8(1258); SEMCAD X 14.6.10(7331)

Configuration/Body/Area Scan (9x16x1): Measurement grid: dx=12mm, dy=12mm
Maximum value of SAR (measured) = 0.482 W/kg

Configuration/Body/Zoom Scan (7x7x7)/Cube 0: Measurement grid: dx=5mm, dy=5mm, dz=5mm
Reference Value = 4.982 V/m; Power Drift = -0.07 dB
Peak SAR (extrapolated) = 0.735 W/kg
SAR(1 g) = 0.358 W/kg; SAR(10 g) = 0.172 W/kg
Maximum value of SAR (measured) = 0.582 W/kg

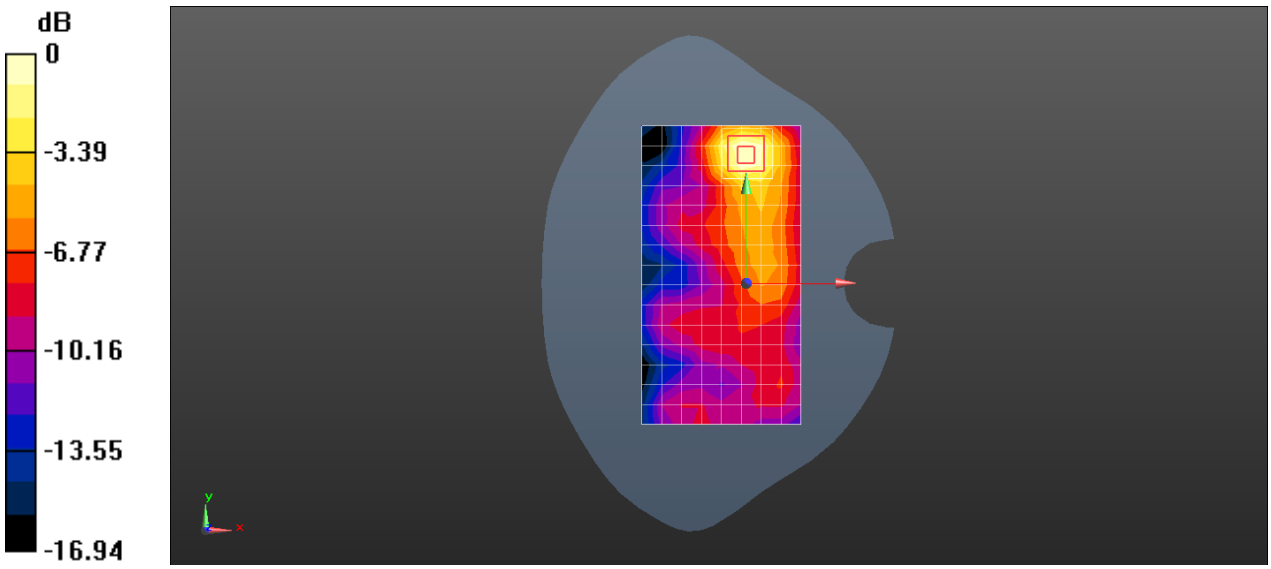

0 dB = 0.482 W/kg = -3.17 dBW/kg

Date: 2020-08-25

Test Laboratory: SGS-SAR Lab

VIVO_V2027 LTE Band 7 20M QPSK 50RB25 20850CH Top side 10mm Ant2

DUT: VIVO V2027; Type: Mobile Phone; Serial: c0984770

Communication System: UID 0, LTE-FDD BW 20MHz (0); Frequency: 2510 MHz;Duty Cycle: 1:1

Medium: HSL2600;Medium parameters used: f = 2510 MHz; σ = 1.879 S/m; ε_r = 38.662; ρ = 1000 kg/m^3
Phantom section: Flat Section

DASY 5 Configuration:

- Probe: EX3DV4 - SN3789; ConvF(6.92, 6.92, 6.92); Calibrated: 2020-06-16;
- Sensor-Surface: 1.4mm (Mechanical Surface Detection)
- Electronics: DAE4 Sn1374; Calibrated: 2019-09-24
- Phantom: SAM5; Type: SAM; Serial: 1481
- DASY52 52.8.8(1258); SEMCAD X 14.6.10(7331)

Configuration/Body/Area Scan (6x9x1): Measurement grid: dx=12mm, dy=12mm
Maximum value of SAR (measured) = 0.489 W/kg

Configuration/Body/Zoom Scan (7x7x7)/Cube 0: Measurement grid: dx=5mm, dy=5mm, dz=5mm
Reference Value = 7.605 V/m; Power Drift = -0.03 dB
Peak SAR (extrapolated) = 0.826 W/kg
SAR(1 g) = 0.363 W/kg; SAR(10 g) = 0.151 W/kg
Maximum value of SAR (measured) = 0.645 W/kg

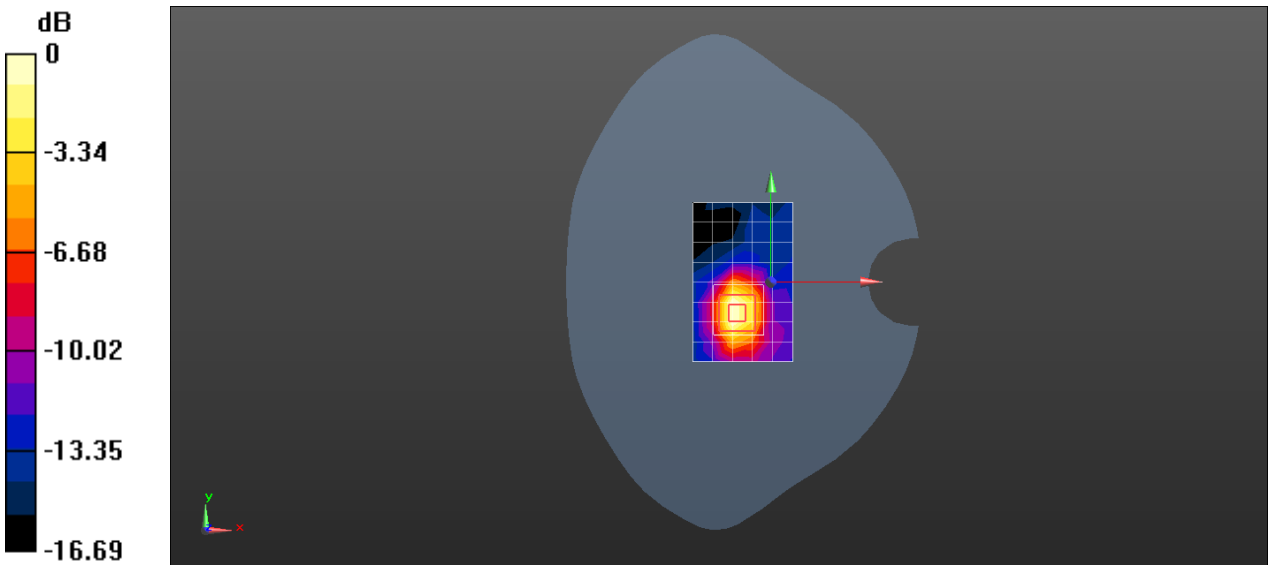

0 dB = 0.489 W/kg = -3.11 dBW/kg

Date: 2020-08-26

Test Laboratory: SGS-SAR Lab

VIVO_V2027 LTE Band 38 20M QPSK 1RB99 38000CH Right cheek Ant1

DUT: VIVO V2027; Type: Mobile Phone; Serial: c0984770

Communication System: UID 0, LTE-TDD BW 20MHz (0); Frequency: 2595 MHz;Duty Cycle: 1:1.58

Medium: HSL2600;Medium parameters used: f = 2595 MHz; σ = 2.002 S/m; ε_r = 37.705; ρ = 1000 kg/m^3
Phantom section: Right Section

DASY 5 Configuration:

- Probe: EX3DV4 - SN3789; ConvF(6.79, 6.79, 6.79); Calibrated: 2020-06-16;
- Sensor-Surface: 1.4mm (Mechanical Surface Detection)
- Electronics: DAE4 Sn1374; Calibrated: 2019-09-24
- Phantom: SAM5; Type: SAM; Serial: 1481
- DASY52 52.8.8(1258); SEMCAD X 14.6.10(7331)

Configuration/Head/Area Scan (9x16x1): Measurement grid: dx=12mm, dy=12mm
Maximum value of SAR (measured) = 0.339 W/kg

Configuration/Head/Zoom Scan (7x7x7)/Cube 0: Measurement grid: dx=5mm, dy=5mm, dz=5mm
Reference Value = 3.117 V/m; Power Drift = -0.03 dB
Peak SAR (extrapolated) = 0.420 W/kg
SAR(1 g) = 0.226 W/kg; SAR(10 g) = 0.117 W/kg
Maximum value of SAR (measured) = 0.345 W/kg

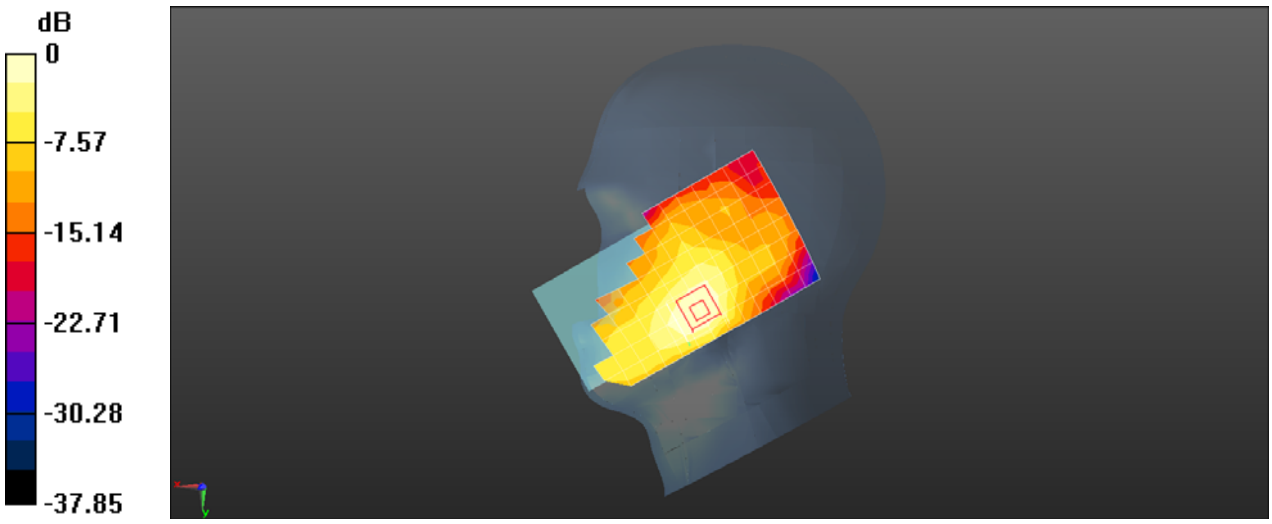

0 dB = 0.345 W/kg = -4.62 dBW/kg

Date: 2020-08-26

Test Laboratory: SGS-SAR Lab

VIVO_V2027 LTE Band 38 20M QPSK 1RB99 38000CH Back side 15mm Ant1

DUT: VIVO V2027; Type: Mobile Phone; Serial: c0984770

Communication System: UID 0, LTE-TDD BW 20MHz (0); Frequency: 2595 MHz;Duty Cycle: 1:1.58

Medium: HSL2600;Medium parameters used: f = 2595 MHz; σ = 2.002 S/m; ε_r = 37.705; ρ = 1000 kg/m^3
Phantom section: Flat Section

DASY 5 Configuration:

- Probe: EX3DV4 - SN3789; ConvF(6.79, 6.79, 6.79); Calibrated: 2020-06-16;
- Sensor-Surface: 1.4mm (Mechanical Surface Detection)
- Electronics: DAE4 Sn1374; Calibrated: 2019-09-24
- Phantom: SAM5; Type: SAM; Serial: 1481
- DASY52 52.8.8(1258); SEMCAD X 14.6.10(7331)

Configuration/Body/Area Scan (9x16x1): Measurement grid: dx=12mm, dy=12mm
Maximum value of SAR (measured) = 0.301 W/kg

Configuration/Body/Zoom Scan (7x7x7)/Cube 0: Measurement grid: dx=5mm, dy=5mm, dz=5mm
Reference Value = 3.869 V/m; Power Drift = 0.03 dB
Peak SAR (extrapolated) = 0.381 W/kg
SAR(1 g) = 0.193 W/kg; SAR(10 g) = 0.100 W/kg
Maximum value of SAR (measured) = 0.306 W/kg

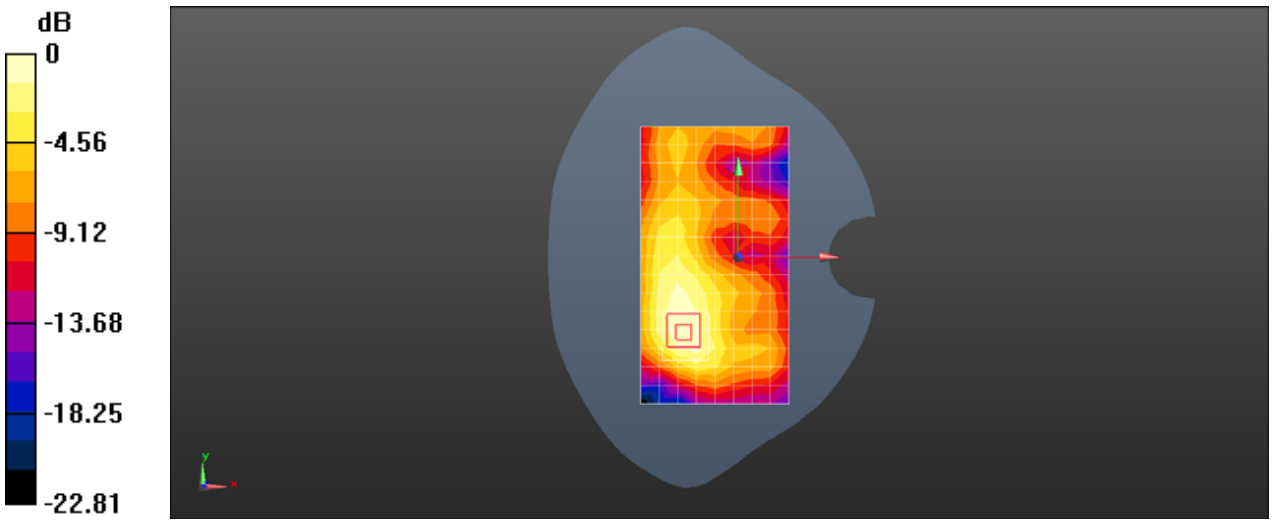

0 dB = 0.301 W/kg = -5.21 dBW/kg

Date: 2020-08-26

Test Laboratory: SGS-SAR Lab

VIVO_V2027 LTE Band 38 20M QPSK 1RB99 38000CH Back side 10mm Ant1

DUT: VIVO V2027; Type: Mobile Phone; Serial: c0984770

Communication System: UID 0, LTE-TDD BW 20MHz (0); Frequency: 2595 MHz;Duty Cycle: 1:1.58

Medium: HSL2600;Medium parameters used: f = 2595 MHz; σ = 2.002 S/m; ε_r = 37.705; ρ = 1000 kg/m^3
Phantom section: Flat Section

DASY 5 Configuration:

- Probe: EX3DV4 - SN3789; ConvF(6.79, 6.79, 6.79); Calibrated: 2020-06-16;
- Sensor-Surface: 1.4mm (Mechanical Surface Detection)
- Electronics: DAE4 Sn1374; Calibrated: 2019-09-24
- Phantom: SAM5; Type: SAM; Serial: 1481
- DASY52 52.8.8(1258); SEMCAD X 14.6.10(7331)

Configuration/Body/Area Scan (9x16x1): Measurement grid: dx=12mm, dy=12mm
Maximum value of SAR (measured) = 0.558 W/kg

Configuration/Body/Zoom Scan (7x7x7)/Cube 0: Measurement grid: dx=5mm, dy=5mm, dz=5mm
Reference Value = 4.831 V/m; Power Drift = 0.05 dB
Peak SAR (extrapolated) = 0.738 W/kg
SAR(1 g) = 0.373 W/kg; SAR(10 g) = 0.190 W/kg
Maximum value of SAR (measured) = 0.597 W/kg

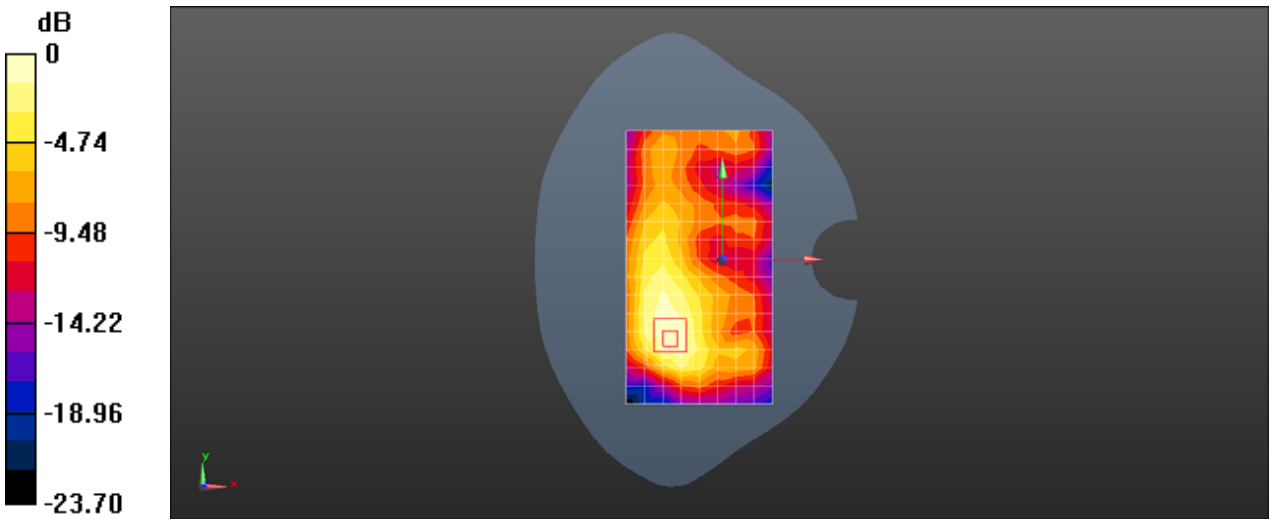

0 dB = 0.558 W/kg = -2.53 dBW/kg

Date: 2020-08-26

Test Laboratory: SGS-SAR Lab

VIVO_V2027 LTE Band 38 20M QPSK 1RB99 38000CH Right tilted Ant2

DUT: VIVO V2027; Type: Mobile Phone; Serial: c0984770

Communication System: UID 0, LTE-TDD BW 20MHz (0); Frequency: 2595 MHz;Duty Cycle: 1:1.58

Medium: HSL2600;Medium parameters used: f = 2595 MHz; σ = 2.002 S/m; ε_r = 37.705; ρ = 1000 kg/m^3
Phantom section: Right Section

DASY 5 Configuration:

- Probe: EX3DV4 - SN3789; ConvF(6.79, 6.79, 6.79); Calibrated: 2020-06-16;
- Sensor-Surface: 1.4mm (Mechanical Surface Detection)
- Electronics: DAE4 Sn1374; Calibrated: 2019-09-24
- Phantom: SAM5; Type: SAM; Serial: 1481
- DASY52 52.8.8(1258); SEMCAD X 14.6.10(7331)

Configuration/Head/Area Scan (9x16x1): Measurement grid: dx=12mm, dy=12mm
Maximum value of SAR (measured) = 1.08 W/kg

Configuration/Head/Zoom Scan (7x7x7)/Cube 0: Measurement grid: dx=5mm, dy=5mm, dz=5mm
Reference Value = 4.325 V/m; Power Drift = -0.05 dB
Peak SAR (extrapolated) = 1.73 W/kg
SAR(1 g) = 0.681 W/kg; SAR(10 g) = 0.290 W/kg
Maximum value of SAR (measured) = 1.26 W/kg



0 dB = 1.26 W/kg = 0.99 dBW/kg

Date: 2020-08-26

Test Laboratory: SGS-SAR Lab

VIVO_V2027 LTE Band 38 20M QPSK 1RB99 38150CH Back side 15mm Ant2

DUT: VIVO V2027; Type: Mobile Phone; Serial: c0984770

Communication System: UID 0, LTE-TDD BW 20MHz (0); Frequency: 2610 MHz;Duty Cycle: 1:1.58

Medium: HSL2600;Medium parameters used: f = 2610 MHz; σ = 2.017 S/m; ε_r = 37.639; ρ = 1000 kg/m^3
Phantom section: Flat Section

DASY 5 Configuration:

- Probe: EX3DV4 - SN3789; ConvF(6.79, 6.79, 6.79); Calibrated: 2020-06-16;
- Sensor-Surface: 1.4mm (Mechanical Surface Detection)
- Electronics: DAE4 Sn1374; Calibrated: 2019-09-24
- Phantom: SAM5; Type: SAM; Serial: 1481
- DASY52 52.8.8(1258); SEMCAD X 14.6.10(7331)

Configuration/Body/Area Scan (9x16x1): Measurement grid: dx=12mm, dy=12mm
Maximum value of SAR (measured) = 0.409 W/kg

Configuration/Body/Zoom Scan (7x7x7)/Cube 0: Measurement grid: dx=5mm, dy=5mm, dz=5mm
Reference Value = 4.757 V/m; Power Drift = -0.01 dB
Peak SAR (extrapolated) = 0.536 W/kg
SAR(1 g) = 0.253 W/kg; SAR(10 g) = 0.128 W/kg
Maximum value of SAR (measured) = 0.414 W/kg

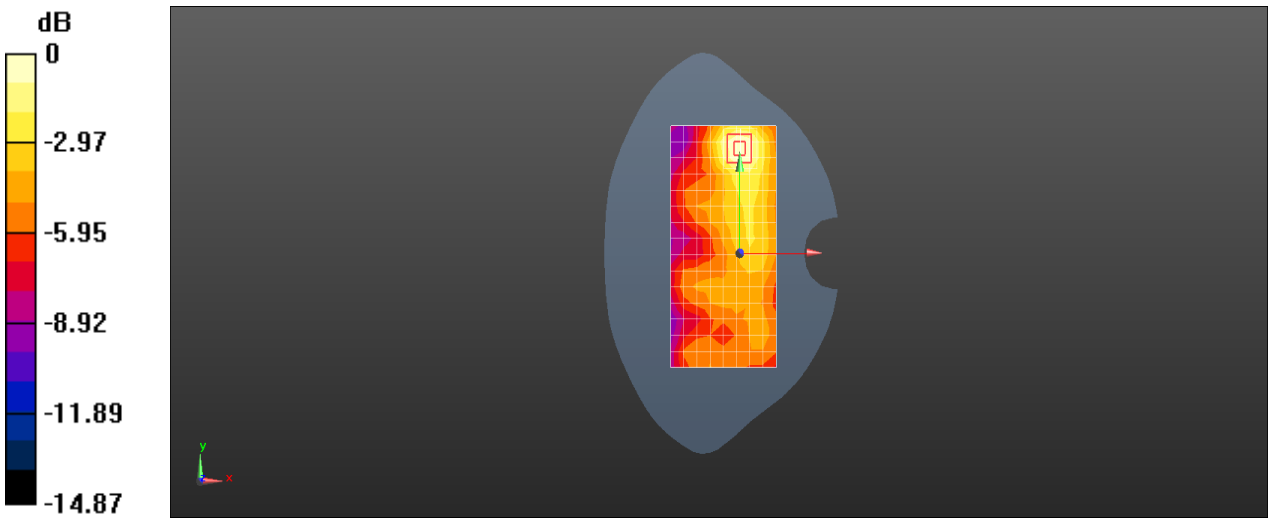

0 dB = 0.409 W/kg = -3.88 dBW/kg

Date: 2020-08-26

Test Laboratory: SGS-SAR Lab

VIVO_V2027 LTE Band 38 20M QPSK 50RB0 37850CH Top side 10mm Ant2

DUT: VIVO V2027; Type: Mobile Phone; Serial: c0984770

Communication System: UID 0, LTE-TDD BW 20MHz (0); Frequency: 2580 MHz;Duty Cycle: 1:1.58

Medium: HSL2600;Medium parameters used: f = 2580 MHz; σ = 1.986 S/m; ε_r = 37.777; ρ = 1000 kg/m^3
Phantom section: Flat Section

DASY 5 Configuration:

- Probe: EX3DV4 - SN3789; ConvF(6.79, 6.79, 6.79); Calibrated: 2020-06-16;
- Sensor-Surface: 1.4mm (Mechanical Surface Detection)
- Electronics: DAE4 Sn1374; Calibrated: 2019-09-24
- Phantom: SAM5; Type: SAM; Serial: 1481
- DASY52 52.8.8(1258); SEMCAD X 14.6.10(7331)

Configuration/Body/Area Scan (6x9x1): Measurement grid: dx=12mm, dy=12mm
Maximum value of SAR (measured) = 0.526 W/kg

Configuration/Body/Zoom Scan (7x7x7)/Cube 0: Measurement grid: dx=5mm, dy=5mm, dz=5mm
Reference Value = 6.909 V/m; Power Drift = -0.07 dB
Peak SAR (extrapolated) = 0.727 W/kg
SAR(1 g) = 0.318 W/kg; SAR(10 g) = 0.133 W/kg
Maximum value of SAR (measured) = 0.568 W/kg

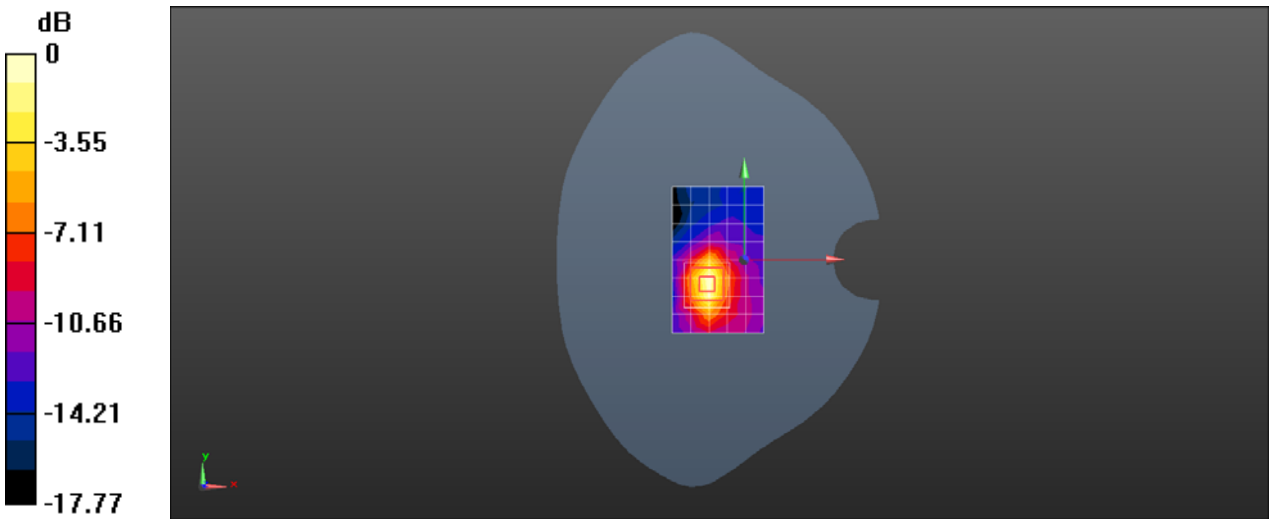

0 dB = 0.526 W/kg = -2.79 dBW/kg

Date: 2020-08-27

Test Laboratory: SGS-SAR Lab

VIVO_V2027 LTE Band 41 20M QPSK 1RB0 40140CH Right cheek Ant1

DUT: VIVO V2027; Type: Mobile Phone; Serial: c0984770

Communication System: UID 0, LTE-TDD BW 20MHz (0); Frequency: 2545 MHz;Duty Cycle: 1:1.58

Medium: HSL2600;Medium parameters used: f = 2545 MHz; σ = 1.904 S/m; ε_r = 37.877; ρ = 1000 kg/m^3
Phantom section: Right Section

DASY 5 Configuration:

- Probe: EX3DV4 - SN3789; ConvF(6.92, 6.92, 6.92); Calibrated: 2020-06-16;
- Sensor-Surface: 1.4mm (Mechanical Surface Detection)
- Electronics: DAE4 Sn1374; Calibrated: 2019-09-24
- Phantom: SAM5; Type: SAM; Serial: 1481
- DASY52 52.8.8(1258); SEMCAD X 14.6.10(7331)

Configuration/Head/Area Scan (9x16x1): Measurement grid: dx=12mm, dy=12mm
Maximum value of SAR (measured) = 0.260 W/kg

Configuration/Head/Zoom Scan (7x7x7)/Cube 0: Measurement grid: dx=5mm, dy=5mm, dz=5mm
Reference Value = 2.387 V/m; Power Drift = -0.08 dB
Peak SAR (extrapolated) = 0.322 W/kg
SAR(1 g) = 0.167 W/kg; SAR(10 g) = 0.086 W/kg
Maximum value of SAR (measured) = 0.260 W/kg

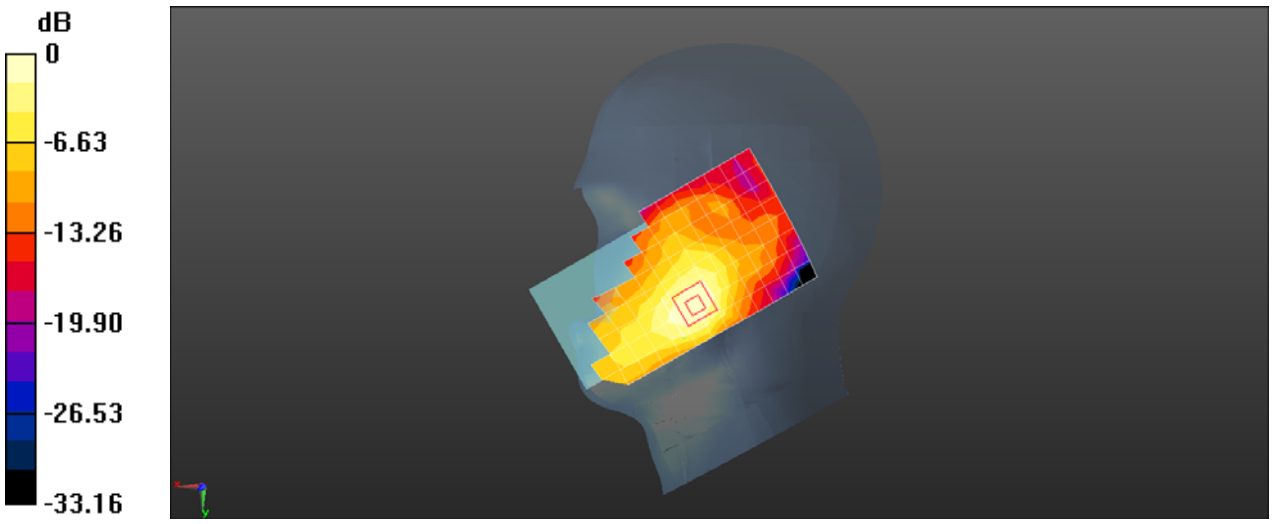

0 dB = 0.260 W/kg = -5.85 dBW/kg

Date: 2020-08-27

Test Laboratory: SGS-SAR Lab

VIVO_V2027 LTE Band 41 20M QPSK 1RB0 40140CH Back side 15mm Ant1

DUT: VIVO V2027; Type: Mobile Phone; Serial: c0984770

Communication System: UID 0, LTE-TDD BW 20MHz (0); Frequency: 2545 MHz;Duty Cycle: 1:1.58

Medium: HSL2600;Medium parameters used: f = 2545 MHz; σ = 1.904 S/m; ε_r = 37.877; ρ = 1000 kg/m^3
Phantom section: Flat Section

DASY 5 Configuration:

- Probe: EX3DV4 - SN3789; ConvF(6.92, 6.92, 6.92); Calibrated: 2020-06-16;
- Sensor-Surface: 1.4mm (Mechanical Surface Detection)
- Electronics: DAE4 Sn1374; Calibrated: 2019-09-24
- Phantom: SAM5; Type: SAM; Serial: 1481
- DASY52 52.8.8(1258); SEMCAD X 14.6.10(7331)

Configuration/Body/Area Scan (9x16x1): Measurement grid: dx=12mm, dy=12mm
Maximum value of SAR (measured) = 0.227 W/kg

Configuration/Body/Zoom Scan (7x7x7)/Cube 0: Measurement grid: dx=5mm, dy=5mm, dz=5mm
Reference Value = 2.988 V/m; Power Drift = -0.04 dB
Peak SAR (extrapolated) = 0.295 W/kg
SAR(1 g) = 0.150 W/kg; SAR(10 g) = 0.080 W/kg
Maximum value of SAR (measured) = 0.240 W/kg

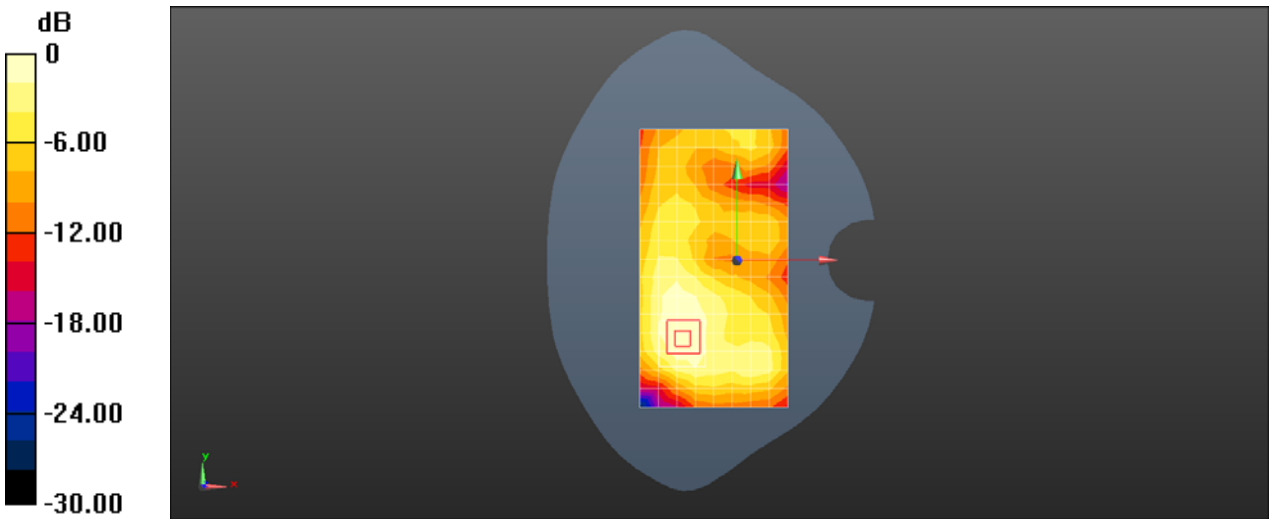

0 dB = 0.240 W/kg = -6.20 dBW/kg

Date: 2020-08-27

Test Laboratory: SGS-SAR Lab

VIVO_V2027 LTE Band 41 20M QPSK 1RB0 40140CH Back side 10mm Ant1

DUT: VIVO V2027; Type: Mobile Phone; Serial: c0984770

Communication System: UID 0, LTE-TDD BW 20MHz (0); Frequency: 2545 MHz;Duty Cycle: 1:1.58

Medium: HSL2600;Medium parameters used: f = 2545 MHz; σ = 1.904 S/m; ε_r = 37.877; ρ = 1000 kg/m^3
Phantom section: Flat Section

DASY 5 Configuration:

- Probe: EX3DV4 - SN3789; ConvF(6.92, 6.92, 6.92); Calibrated: 2020-06-16;
- Sensor-Surface: 1.4mm (Mechanical Surface Detection)
- Electronics: DAE4 Sn1374; Calibrated: 2019-09-24
- Phantom: SAM5; Type: SAM; Serial: 1481
- DASY52 52.8.8(1258); SEMCAD X 14.6.10(7331)

Configuration/Body/Area Scan (9x16x1): Measurement grid: dx=12mm, dy=12mm
Maximum value of SAR (measured) = 0.497 W/kg

Configuration/Body/Zoom Scan (7x7x7)/Cube 0: Measurement grid: dx=5mm, dy=5mm, dz=5mm
Reference Value = 4.022 V/m; Power Drift = -0.07 dB
Peak SAR (extrapolated) = 0.676 W/kg
SAR(1 g) = 0.348 W/kg; SAR(10 g) = 0.179 W/kg
Maximum value of SAR (measured) = 0.553 W/kg

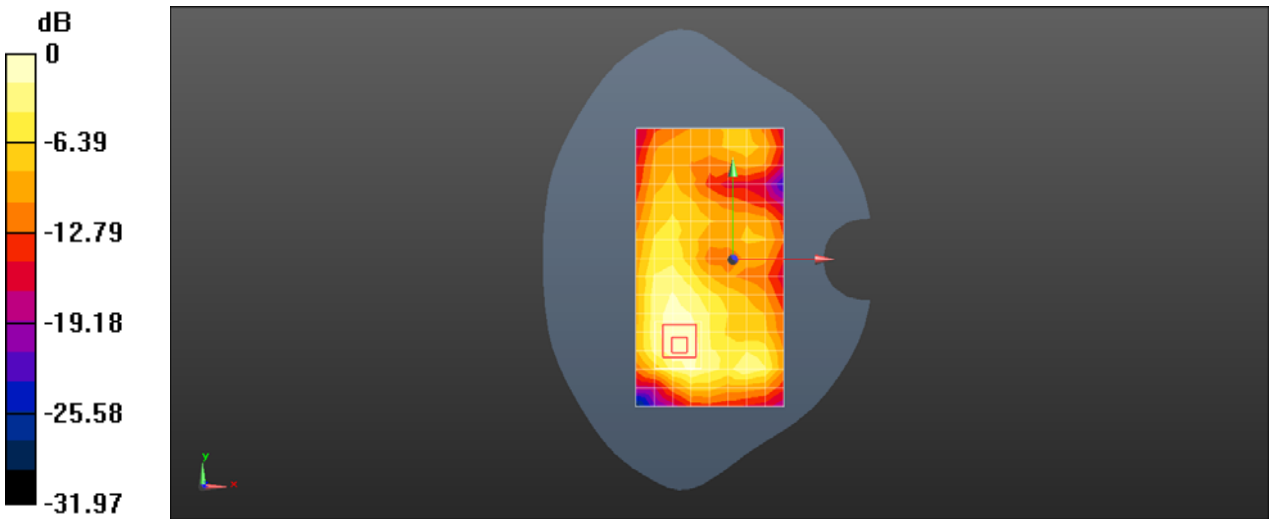

0 dB = 0.553 W/kg = -2.57 dBW/kg

Date: 2020-08-27

Test Laboratory: SGS-SAR Lab

VIVO_V2027 LTE Band 41 20M QPSK 50RB50 40473CH Right tilted Ant2

DUT: VIVO V2027; Type: Mobile Phone; Serial: c0984770

Communication System: UID 0, LTE-TDD BW 20MHz (0); Frequency: 2578.3 MHz;Duty Cycle: 1:1.57906

Medium: HSL2600;Medium parameters used (interpolated): f = 2578.3 MHz; σ = 1.94 S/m; ε_r = 37.869; ρ = 1000 kg/m^3
Phantom section: Right Section

DASY 5 Configuration:

- Probe: EX3DV4 - SN3789; ConvF(6.79, 6.79, 6.79); Calibrated: 2020-06-16;
- Sensor-Surface: 1.4mm (Mechanical Surface Detection)
- Electronics: DAE4 Sn1374; Calibrated: 2019-09-24
- Phantom: SAM5; Type: SAM; Serial: 1481
- DASY52 52.8.8(1258); SEMCAD X 14.6.10(7331)

Configuration/Head/Area Scan (9x17x1): Measurement grid: dx=12mm, dy=12mm
Maximum value of SAR (measured) = 0.994 W/kg

Configuration/Head/Zoom Scan (7x7x7)/Cube 0: Measurement grid: dx=5mm, dy=5mm, dz=5mm
Reference Value = 4.476 V/m; Power Drift = -0.06 dB
Peak SAR (extrapolated) = 1.44 W/kg
SAR(1 g) = 0.558 W/kg; SAR(10 g) = 0.230 W/kg
Maximum value of SAR (measured) = 1.04 W/kg



0 dB = 1.04 W/kg = 0.17 dBW/kg

Date: 2020-08-27

Test Laboratory: SGS-SAR Lab

VIVO_V2027 LTE Band 41 20M QPSK 1RB99 41140CH Back side 15mm Ant2

DUT: VIVO V2027; Type: Mobile Phone; Serial: c0984770

Communication System: UID 0, LTE-TDD BW 20MHz (0); Frequency: 2645 MHz;Duty Cycle: 1:1.58

Medium: HSL2600;Medium parameters used: f = 2645 MHz; σ = 2.018 S/m; ε_r = 37.632; ρ = 1000 kg/m^3
Phantom section: Flat Section

DASY 5 Configuration:

- Probe: EX3DV4 - SN3789; ConvF(6.79, 6.79, 6.79); Calibrated: 2020-06-16;
- Sensor-Surface: 1.4mm (Mechanical Surface Detection)
- Electronics: DAE4 Sn1374; Calibrated: 2019-09-24
- Phantom: SAM5; Type: SAM; Serial: 1481
- DASY52 52.8.8(1258); SEMCAD X 14.6.10(7331)

Configuration/Body/Area Scan (10x16x1): Measurement grid: dx=12mm, dy=12mm
Maximum value of SAR (measured) = 0.360 W/kg

Configuration/Body/Zoom Scan (7x7x7)/Cube 0: Measurement grid: dx=5mm, dy=5mm, dz=5mm
Reference Value = 6.091 V/m; Power Drift = -0.04 dB
Peak SAR (extrapolated) = 0.548 W/kg
SAR(1 g) = 0.258 W/kg; SAR(10 g) = 0.131 W/kg
Maximum value of SAR (measured) = 0.428 W/kg

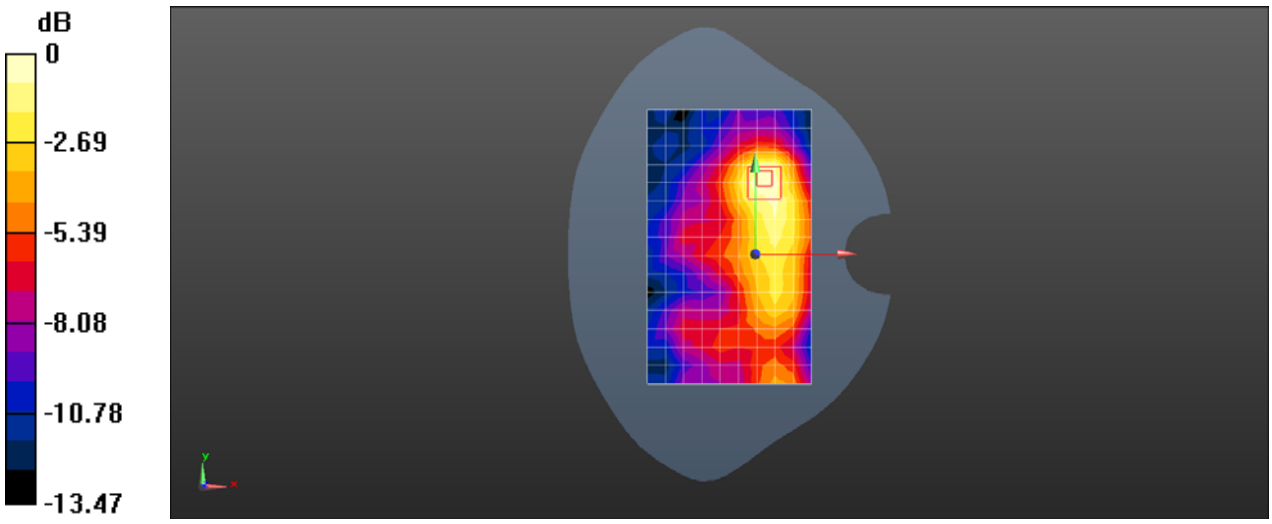

0 dB = 0.360 W/kg = -4.44 dBW/kg

Date: 2020-08-27

Test Laboratory: SGS-SAR Lab

VIVO_V2027 LTE Band 41 20M QPSK 50RB0 40140CH Top side 10mm Ant2

DUT: VIVO V2027; Type: Mobile Phone; Serial: c0984770

Communication System: UID 0, LTE-TDD BW 20MHz (0); Frequency: 2545 MHz;Duty Cycle: 1:1.58

Medium: HSL2600;Medium parameters used: f = 2545 MHz; σ = 1.904 S/m; ε_r = 37.877; ρ = 1000 kg/m^3
Phantom section: Flat Section

DASY 5 Configuration:

- Probe: EX3DV4 - SN3789; ConvF(6.92, 6.92, 6.92); Calibrated: 2020-06-16;
- Sensor-Surface: 1.4mm (Mechanical Surface Detection)
- Electronics: DAE4 Sn1374; Calibrated: 2019-09-24
- Phantom: SAM5; Type: SAM; Serial: 1481
- DASY52 52.8.8(1258); SEMCAD X 14.6.10(7331)

Configuration/Body/Area Scan (6x9x1): Measurement grid: dx=12mm, dy=12mm
Maximum value of SAR (measured) = 0.476 W/kg

Configuration/Body/Zoom Scan (7x7x7)/Cube 0: Measurement grid: dx=5mm, dy=5mm, dz=5mm
Reference Value = 8.581 V/m; Power Drift = -0.15 dB
Peak SAR (extrapolated) = 0.633 W/kg
SAR(1 g) = 0.272 W/kg; SAR(10 g) = 0.115 W/kg
Maximum value of SAR (measured) = 0.484 W/kg

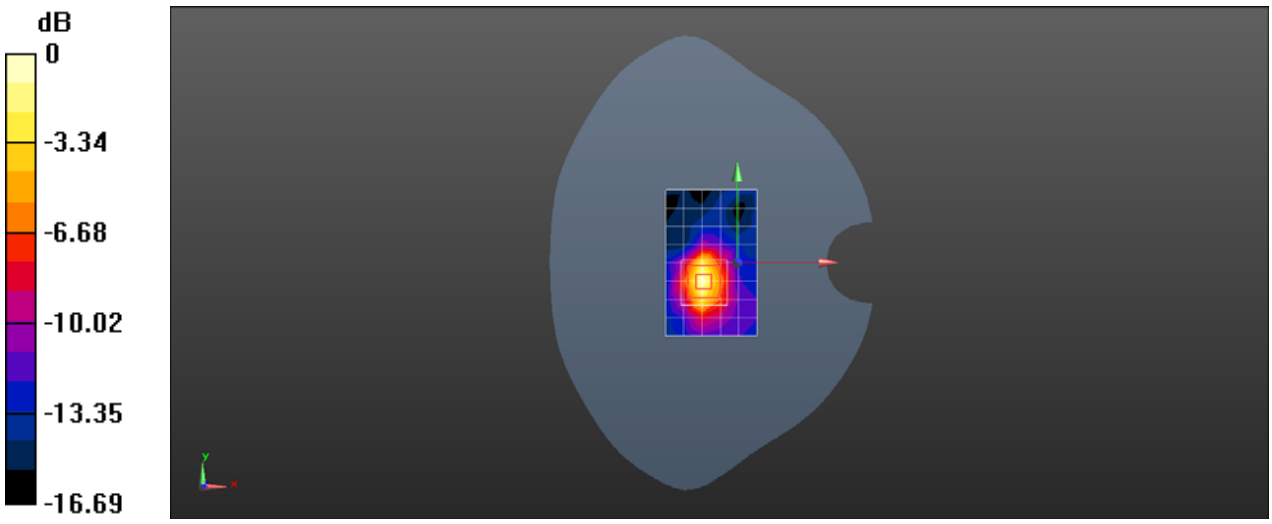

0 dB = 0.476 W/kg = -3.22 dBW/kg

Date: 2020-08-25

Test Laboratory: SGS-SAR Lab

VIVO_V2027 WIFI 2.4G 802.11b 11CH Left cheek

DUT: VIVO V2027; Type: Mobile Phone; Serial: c0984770

Communication System: UID 0, WI-FI(2.4GHz) (0); Frequency: 2462 MHz;Duty Cycle: 1:1

Medium: HSL2450;Medium parameters used: f = 2462 MHz; σ = 1.81 S/m; ε_r = 38.28; ρ = 1000 kg/m^3
Phantom section: Left Section

DASY 5 Configuration:

- Probe: EX3DV4 - SN3962; ConvF(7.6, 7.6, 7.6); Calibrated: 2020-04-01;
- Sensor-Surface: 1.4mm (Mechanical Surface Detection)
- Electronics: DAE3 Sn414; Calibrated: 2019-12-17
- Phantom: SAM6; Type: SAM; Serial: 1824
- DASY52 52.8.8(1258); SEMCAD X 14.6.10(7331)

Configuration/Head/Area Scan (9x16x1): Measurement grid: dx=12mm, dy=12mm
Maximum value of SAR (measured) = 0.627 W/kg

Configuration/Head/Zoom Scan (7x7x7)/Cube 0: Measurement grid: dx=5mm, dy=5mm, dz=5mm
Reference Value = 13.63 V/m; Power Drift = -0.0 dB
Peak SAR (extrapolated) = 0.817 W/kg
SAR(1 g) = 0.369 W/kg; SAR(10 g) = 0.173 W/kg
Maximum value of SAR (measured) = 0.618 W/kg

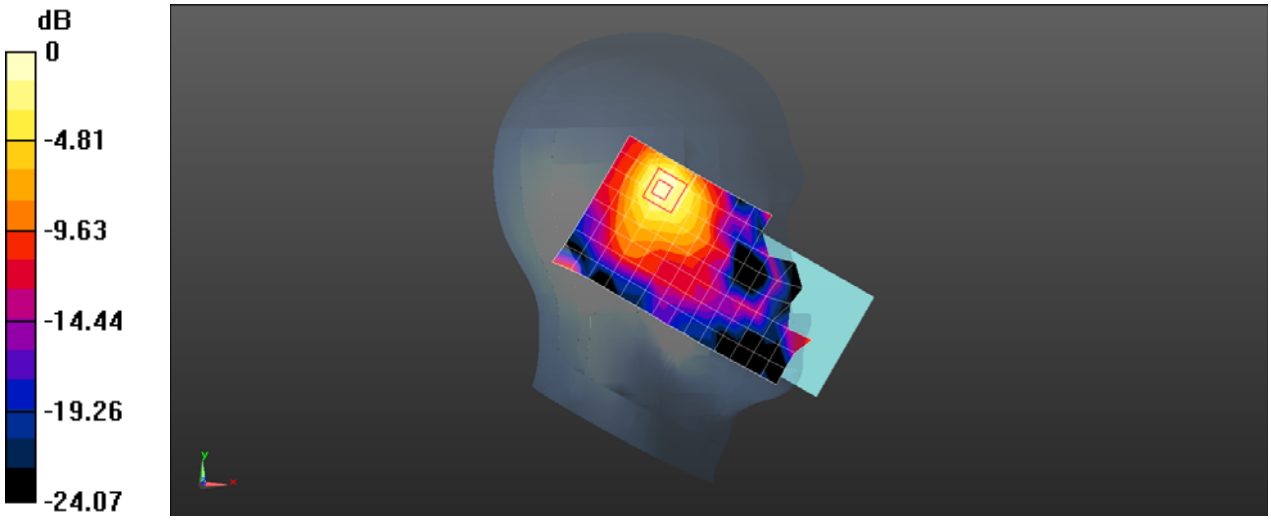

0 dB = 0.618 W/kg = -2.09 dBW/kg

Date: 2020-08-25

Test Laboratory: SGS-SAR Lab

VIVO_V2027 WIFI 2.4G 802.11b 11CH Back side 15mm

DUT: VIVO V2027; Type: Mobile Phone; Serial: c0984770

Communication System: UID 0, WI-FI(2.4GHz) (0); Frequency: 2462 MHz;Duty Cycle: 1:1

Medium: HSL2450;Medium parameters used: f = 2462 MHz; σ = 1.81 S/m; ε_r = 38.28; ρ = 1000 kg/m^3
Phantom section: Flat Section

DASY 5 Configuration:

- Probe: EX3DV4 - SN3962; ConvF(7.6, 7.6, 7.6); Calibrated: 2020-04-01;
- Sensor-Surface: 1.4mm (Mechanical Surface Detection)
- Electronics: DAE3 Sn414; Calibrated: 2019-12-17
- Phantom: SAM6; Type: SAM; Serial: 1824
- DASY52 52.8.8(1258); SEMCAD X 14.6.10(7331)

Configuration/Body/Area Scan (9x16x1): Measurement grid: dx=12mm, dy=12mm
Maximum value of SAR (measured) = 0.271 W/kg

Configuration/Body/Zoom Scan (7x7x7)/Cube 0: Measurement grid: dx=5mm, dy=5mm, dz=5mm
Reference Value = 4.917 V/m; Power Drift = -0.07 dB
Peak SAR (extrapolated) = 0.341 W/kg
SAR(1 g) = 0.189 W/kg; SAR(10 g) = 0.109 W/kg
Maximum value of SAR (measured) = 0.281 W/kg

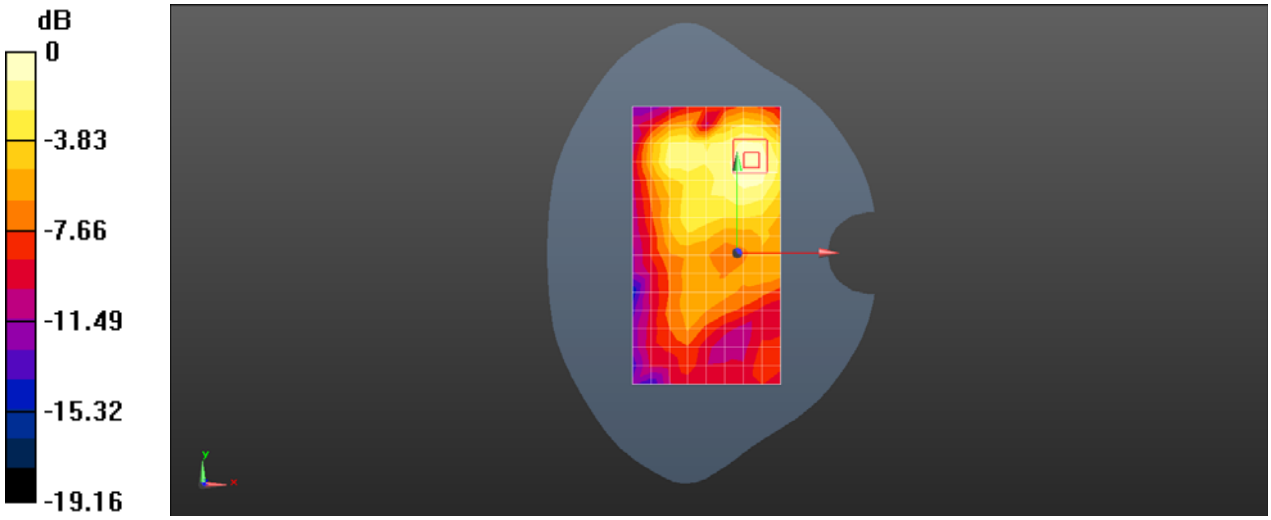

0 dB = 0.281 W/kg = -5.51 dBW/kg

Date: 2020-08-25

Test Laboratory: SGS-SAR Lab

VIVO_V2027 WIFI 2.4G 802.11b 11CH Top side 10mm

DUT: VIVO V2027; Type: Mobile Phone; Serial: c0984770

Communication System: UID 0, WI-FI(2.4GHz) (0); Frequency: 2462 MHz;Duty Cycle: 1:1

Medium: HSL2450;Medium parameters used: f = 2462 MHz; σ = 1.81 S/m; ε_r = 38.28; ρ = 1000 kg/m^3
Phantom section: Flat Section

DASY 5 Configuration:

- Probe: EX3DV4 - SN3962; ConvF(7.6, 7.6, 7.6); Calibrated: 2020-04-01;
- Sensor-Surface: 1.4mm (Mechanical Surface Detection)
- Electronics: DAE3 Sn414; Calibrated: 2019-12-17
- Phantom: SAM6; Type: SAM; Serial: 1824
- DASY52 52.8.8(1258); SEMCAD X 14.6.10(7331)

Configuration/Body/Area Scan (6x9x1): Measurement grid: dx=12mm, dy=12mm
Maximum value of SAR (measured) = 0.229 W/kg

Configuration/Body/Zoom Scan (7x7x7)/Cube 0: Measurement grid: dx=5mm, dy=5mm, dz=5mm
Reference Value = 9.023 V/m; Power Drift = -0.06 dB
Peak SAR (extrapolated) = 0.305 W/kg
SAR(1 g) = 0.157 W/kg; SAR(10 g) = 0.082 W/kg
Maximum value of SAR (measured) = 0.246 W/kg

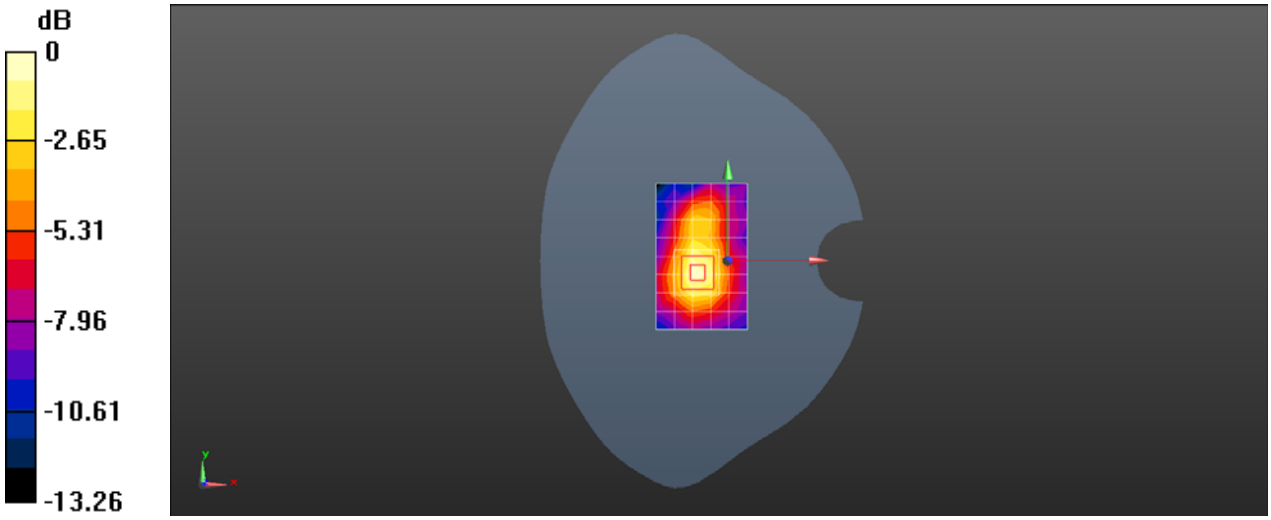

0 dB = 0.229 W/kg = -6.41 dBW/kg

Date: 2020-08-26

Test Laboratory: SGS-SAR Lab

VIVO_V2027 WIFI 5G 802.11a 52CH Left cheek

DUT: VIVO V2027; Type: Mobile Phone; Serial: c0984770

Communication System: UID 0, WI-FI(5GHz) (0); Frequency: 5260 MHz;Duty Cycle: 1:1

Medium: HSL5G;Medium parameters used: f = 5260 MHz; σ = 4.756 S/m; ε_r = 35.805; ρ = 1000 kg/m^3
Phantom section: Left Section

DASY 5 Configuration:

- Probe: EX3DV4 - SN3962; ConvF(5.56, 5.56, 5.56); Calibrated: 2020-04-01;
- Sensor-Surface: 1.4mm (Mechanical Surface Detection)
- Electronics: DAE3 Sn414; Calibrated: 2019-12-17
- Phantom: SAM6; Type: SAM; Serial: 1824
- DASY52 52.8.8(1258); SEMCAD X 14.6.10(7331)

Configuration/Head/Area Scan (10x20x1): Measurement grid: dx=10mm, dy=10mm
Maximum value of SAR (measured) = 1.71 W/kg

Configuration/Head/Zoom Scan (7x7x12)/Cube 0: Measurement grid: dx=4mm, dy=4mm, dz=1.4mm
Reference Value = 5.941 V/m; Power Drift = -0.02 dB
Peak SAR (extrapolated) = 3.99 W/kg
SAR(1 g) = 0.712 W/kg; SAR(10 g) = 0.235 W/kg
Maximum value of SAR (measured) = 3.99 W/kg

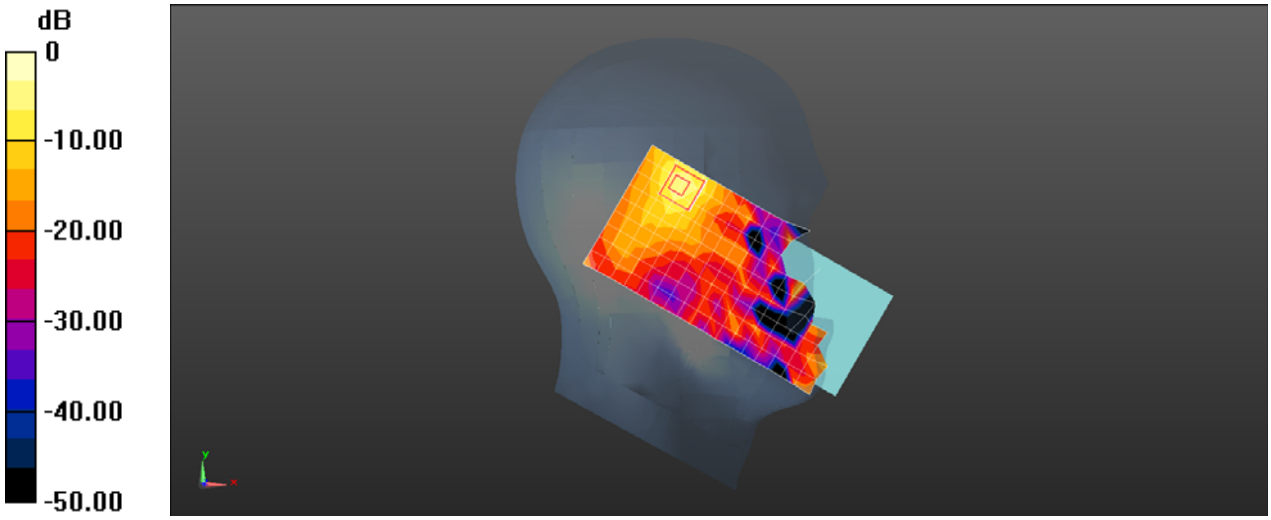

0 dB = 3.99 W/kg = 6.01 dBW/kg

Date: 2020-08-27

Test Laboratory: SGS-SAR Lab

VIVO_V2027 WIFI 5G 802.11a 149CH Back side 15mm

DUT: VIVO V2027; Type: Mobile Phone; Serial: c0984770

Communication System: UID 0, WI-FI(5GHz) (0); Frequency: 5745 MHz;Duty Cycle: 1:1

Medium: HSL5G;Medium parameters used: f = 5745 MHz; σ = 5.342 S/m; ε_r = 34.415; ρ = 1000 kg/m^3
Phantom section: Flat Section

DASY 5 Configuration:

- Probe: EX3DV4 - SN3962; ConvF(4.88, 4.88, 4.88); Calibrated: 2020-04-01;
- Sensor-Surface: 1.4mm (Mechanical Surface Detection)
- Electronics: DAE3 Sn414; Calibrated: 2019-12-17
- Phantom: SAM6; Type: SAM; Serial: 1824
- DASY52 52.8.8(1258); SEMCAD X 14.6.10(7331)

Configuration/Body/Area Scan (11x19x1): Measurement grid: dx=10mm, dy=10mm
Maximum value of SAR (measured) = 0.511 W/kg

Configuration/Body/Zoom Scan (7x7x12)/Cube 0: Measurement grid: dx=4mm, dy=4mm, dz=1.4mm
Reference Value = 3.132 V/m; Power Drift = -0.07 dB
Peak SAR (extrapolated) = 0.889 W/kg
SAR(1 g) = 0.269 W/kg; SAR(10 g) = 0.098 W/kg
Maximum value of SAR (measured) = 0.583 W/kg

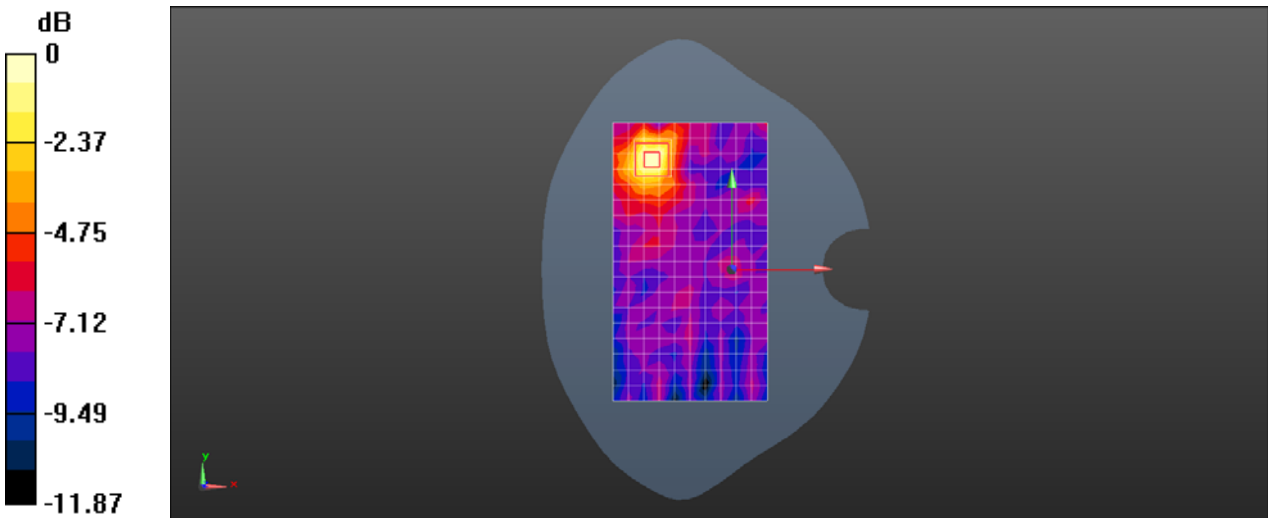

0 dB = 0.511 W/kg = -2.92 dBW/kg

Date: 2020-08-27

Test Laboratory: SGS-SAR Lab

VIVO_V2027 WIFI 5G 802.11a 161CH Right side 10mm

DUT: VIVO V2027; Type: Mobile Phone; Serial: c0984770

Communication System: UID 0, WI-FI(5GHz) (0); Frequency: 5805 MHz;Duty Cycle: 1:1

Medium: HSL5G;Medium parameters used: f = 5805 MHz; σ = 5.383 S/m; ε_r = 34.297; ρ = 1000 kg/m^3
Phantom section: Flat Section

DASY 5 Configuration:

- Probe: EX3DV4 - SN3962; ConvF(4.88, 4.88, 4.88); Calibrated: 2020-04-01;
- Sensor-Surface: 1.4mm (Mechanical Surface Detection)
- Electronics: DAE3 Sn414; Calibrated: 2019-12-17
- Phantom: SAM6; Type: SAM; Serial: 1824
- DASY52 52.8.8(1258); SEMCAD X 14.6.10(7331)

Configuration/Body/Area Scan (6x19x1): Measurement grid: dx=10mm, dy=10mm
Maximum value of SAR (measured) = 2.06 W/kg

Configuration/Body/Zoom Scan (7x7x12)/Cube 0: Measurement grid: dx=4mm, dy=4mm, dz=1.4mm
Reference Value = 5.288 V/m; Power Drift = -0.01 dB
Peak SAR (extrapolated) = 4.40 W/kg
SAR(1 g) = 0.892 W/kg; SAR(10 g) = 0.276 W/kg
Maximum value of SAR (measured) = 2.32 W/kg

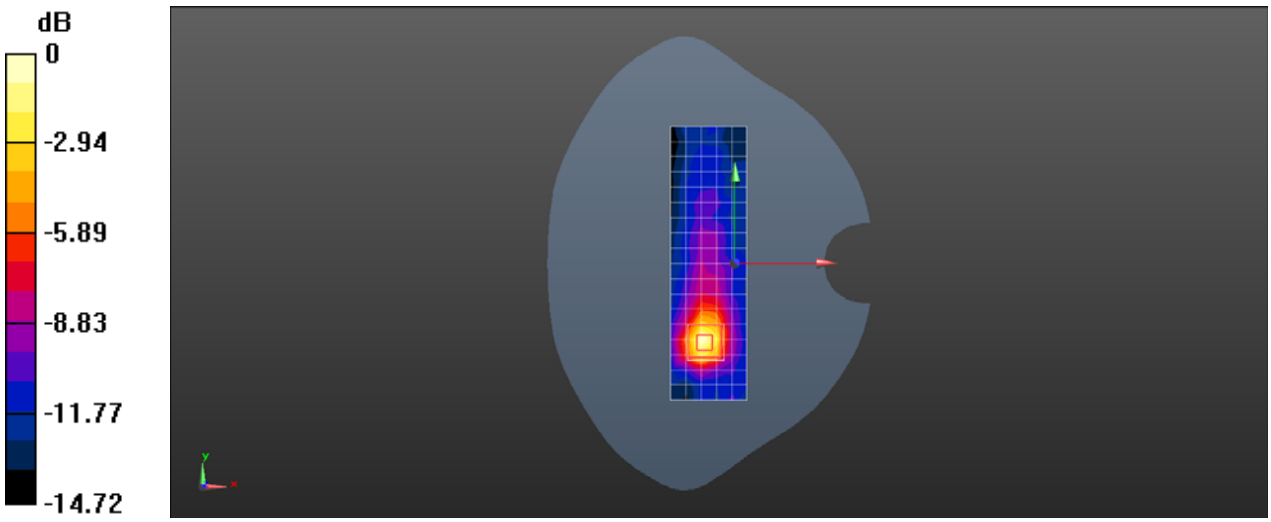

0 dB = 2.06 W/kg = 3.13 dBW/kg

Date: 2020-08-26

Test Laboratory: SGS-SAR Lab

VIVO_V2027 WIFI 5G 802.11a 60CH Back side 0mm

DUT: VIVO V2027; Type: Mobile Phone; Serial: c0984770

Communication System: UID 0, WI-FI(5GHz) (0); Frequency: 5300 MHz;Duty Cycle: 1:1

Medium: HSL5G;Medium parameters used: f = 5300 MHz; σ = 4.848 S/m; ε_r = 35.633; ρ = 1000 kg/m^3
Phantom section: Flat Section

DASY 5 Configuration:

- Probe: EX3DV4 - SN3962; ConvF(5.56, 5.56, 5.56); Calibrated: 2020-04-01;
- Sensor-Surface: 1.4mm (Mechanical Surface Detection)
- Electronics: DAE3 Sn414; Calibrated: 2019-12-17
- Phantom: SAM6; Type: SAM; Serial: 1824
- DASY52 52.8.8(1258); SEMCAD X 14.6.10(7331)

Configuration/Body/Area Scan (11x19x1): Measurement grid: dx=10mm, dy=10mm
Maximum value of SAR (measured) = 4.37 W/kg

Configuration/Body/Zoom Scan (7x7x12)/Cube 0: Measurement grid: dx=4mm, dy=4mm, dz=1.4mm
Reference Value = 2.060 V/m; Power Drift = 0.02 dB
Peak SAR (extrapolated) = 11.7 W/kg
SAR(1 g) = 1.66 W/kg; SAR(10 g) = 0.563 W/kg
Maximum value of SAR (measured) = 5.10 W/kg

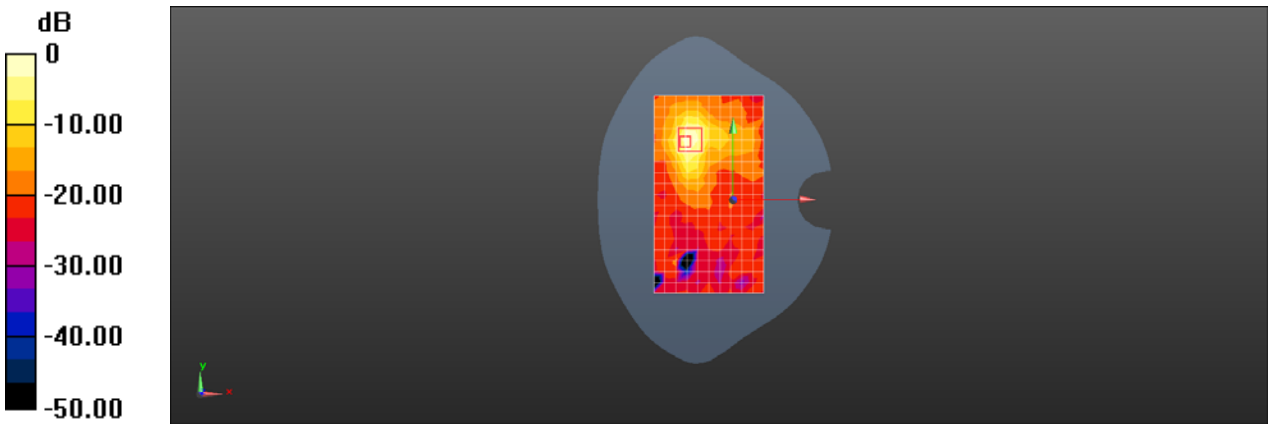

0 dB = 5.10 W/kg = 7.08 dBW/kg

Date: 2020-08-25

Test Laboratory: SGS-SAR Lab

VIVO_V2027 Bluetooth DH5 39CH Left cheek

DUT: VIVO V2027; Type: Mobile Phone; Serial: c0984770

Communication System: UID 0, Bluetooth (0); Frequency: 2441 MHz;Duty Cycle: 1:1

Medium: HSL2450;Medium parameters used: f = 2441 MHz; σ = 1.794 S/m; ε_r = 38.291; ρ = 1000 kg/m^3
Phantom section: Left Section

DASY 5 Configuration:

- Probe: EX3DV4 - SN3962; ConvF(7.6, 7.6, 7.6); Calibrated: 2020-04-01;
- Sensor-Surface: 1.4mm (Mechanical Surface Detection)
- Electronics: DAE3 Sn414; Calibrated: 2019-12-17
- Phantom: SAM6; Type: SAM; Serial: 1824
- DASY52 52.8.8(1258); SEMCAD X 14.6.10(7331)

Configuration/Head/Area Scan (9x17x1): Measurement grid: dx=12mm, dy=12mm
Maximum value of SAR (measured) = 0.163 W/kg

Configuration/Head/Zoom Scan (7x7x7)/Cube 0: Measurement grid: dx=5mm, dy=5mm, dz=5mm
Reference Value = 4.345 V/m; Power Drift = -0.05 dB
Peak SAR (extrapolated) = 0.223 W/kg
SAR(1 g) = 0.108 W/kg; SAR(10 g) = 0.053 W/kg
Maximum value of SAR (measured) = 0.176 W/kg

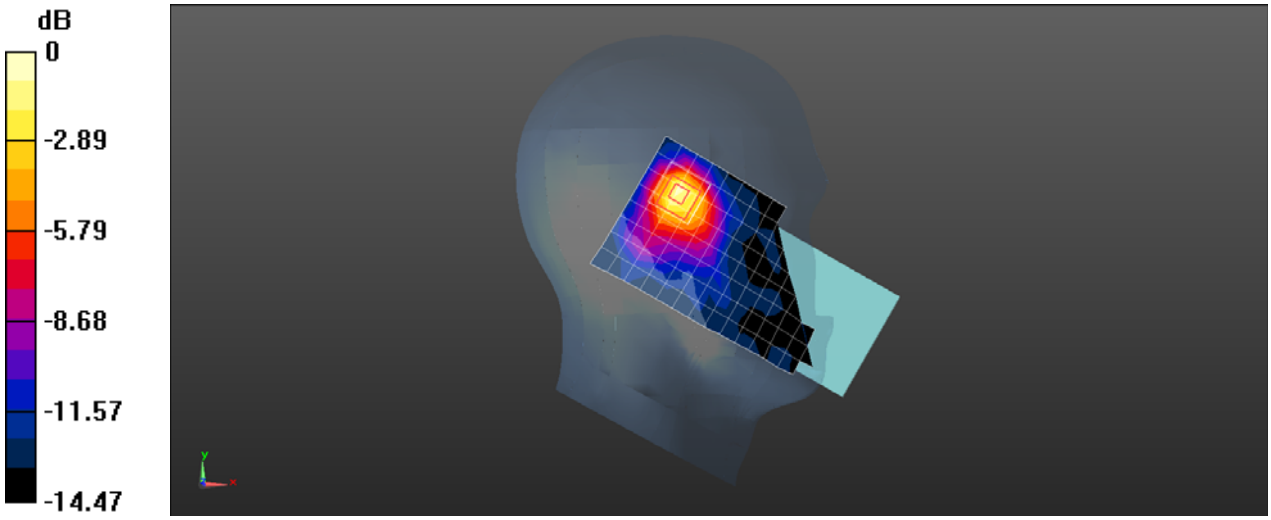

0 dB = 0.176 W/kg = -7.54 dBW/kg

Date: 2020-08-25

Test Laboratory: SGS-SAR Lab

VIVO_V2027 Bluetooth DH5 39CH Top side 10mm

DUT: VIVO V2027; Type: Mobile Phone; Serial: c0984770

Communication System: UID 0, Bluetooth (0); Frequency: 2441 MHz;Duty Cycle: 1:1

Medium: HSL2450;Medium parameters used: f = 2441 MHz; σ = 1.794 S/m; ε_r = 38.291; ρ = 1000 kg/m^3
Phantom section: Flat Section

DASY 5 Configuration:

- Probe: EX3DV4 - SN3962; ConvF(7.6, 7.6, 7.6); Calibrated: 2020-04-01;
- Sensor-Surface: 1.4mm (Mechanical Surface Detection)
- Electronics: DAE3 Sn414; Calibrated: 2019-12-17
- Phantom: SAM6; Type: SAM; Serial: 1824
- DASY52 52.8.8(1258); SEMCAD X 14.6.10(7331)

Configuration/Body/Area Scan (6x9x1): Measurement grid: dx=12mm, dy=12mm
Maximum value of SAR (measured) = 0.0428 W/kg

Configuration/Body/Zoom Scan (7x7x7)/Cube 0: Measurement grid: dx=5mm, dy=5mm, dz=5mm
Reference Value = 2.941 V/m; Power Drift = 0.06 dB
Peak SAR (extrapolated) = 0.0590 W/kg
SAR(1 g) = 0.032 W/kg; SAR(10 g) = 0.020 W/kg
Maximum value of SAR (measured) = 0.0481 W/kg

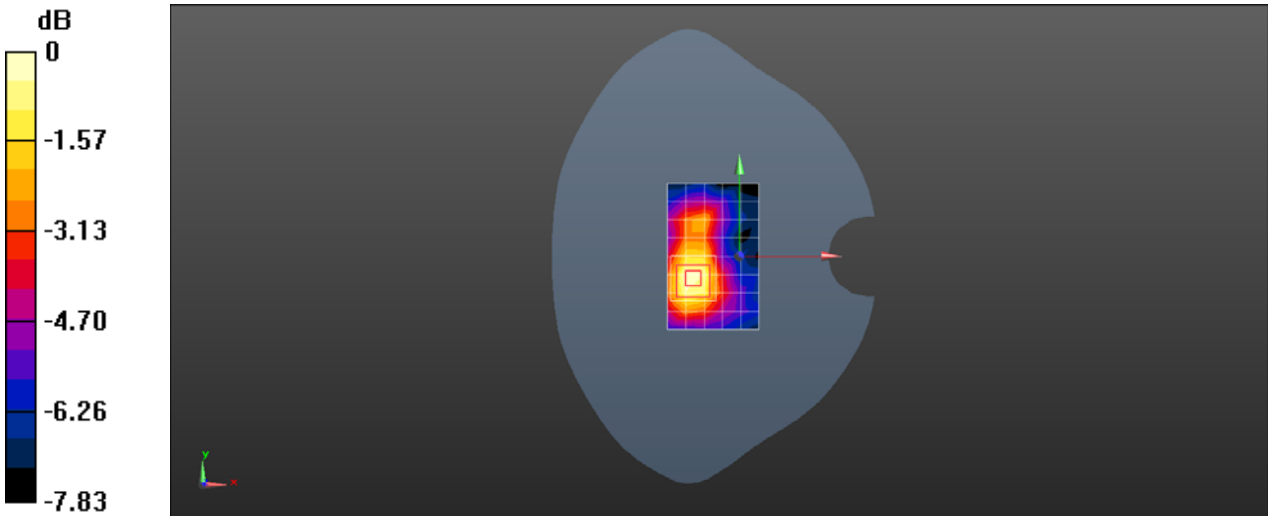

0 dB = 0.0428 W/kg = -13.69 dBW/kg