LTE Band5 Body ANT13

Date/Time: 11/25/2021

Electronics: DAE4 Sn549

Medium: H700-6000M

Medium parameters used (interpolated): f = 829 MHz; σ = 0.843 S/m; ε_r = 44.041; ρ = 1000 kg/m^3

Ambient Temperature:23.3ºC Liquid Temperature: 22.5ºC

Communication System: UID 0, LTE Band5 (0) Frequency: 829 MHz Duty Cycle: 1:1

Probe: EX3DV4 - SN7464 ConvF(10.43, 10.43, 10.43); Calibrated: 12/18/2020

Area Scan (81x141x1): Interpolated grid: dx=1.500 mm, dy=1.500 mm

Maximum value of SAR (interpolated) = 0.289 W/kg

Zoom Scan (6x5x7)/Cube 0: Measurement grid: dx=8mm, dy=8mm, dz=5mm

Reference Value = 10.60 V/m; Power Drift = -0.02 dB

Peak SAR (extrapolated) = 0.339 W/kg

SAR(1 g) = 0.191 W/kg; SAR(10 g) = 0.122 W/kg

Maximum value of SAR (measured) = 0.262 W/kg

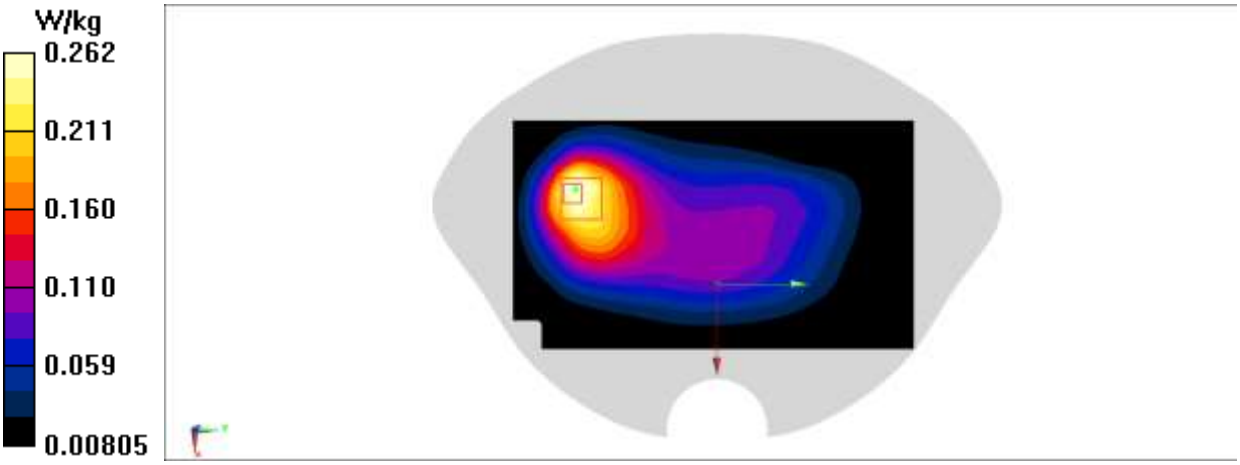

Fig A.27

©Copyright. All rights reserved by CTTL.

LTE Band7 Body ANT13

Date/Time: 11/24/2021
Electronics: DAE4 Sn549
Medium: H700-6000M
Medium parameters used: f = 2560 MHz; σ = 1.999 S/m; ε_r = 40.319; ρ = 1000 kg/m^3
Ambient Temperature:23.3ºC Liquid Temperature: 22.5ºC
Communication System: UID 0, LTE Band7-20M (0) Frequency: 2560 MHz Duty Cycle: 1:1
Probe: EX3DV4 - SN7464 ConvF(7.47, 7.47, 7.47); Calibrated: 12/18/2020

Area Scan (61x121x1): Interpolated grid: dx=1.200 mm, dy=1.200 mm
Maximum value of SAR (interpolated) = 0.793 W/kg

Zoom Scan (7x7x7)/Cube 0: Measurement grid: dx=5mm, dy=5mm, dz=5mm
Reference Value = 9.865 V/m; Power Drift = 0.09 dB
Peak SAR (extrapolated) = 0.949 W/kg
SAR(1 g) = 0.461 W/kg; SAR(10 g) = 0.206 W/kg
Maximum value of SAR (measured) = 0.770 W/kg

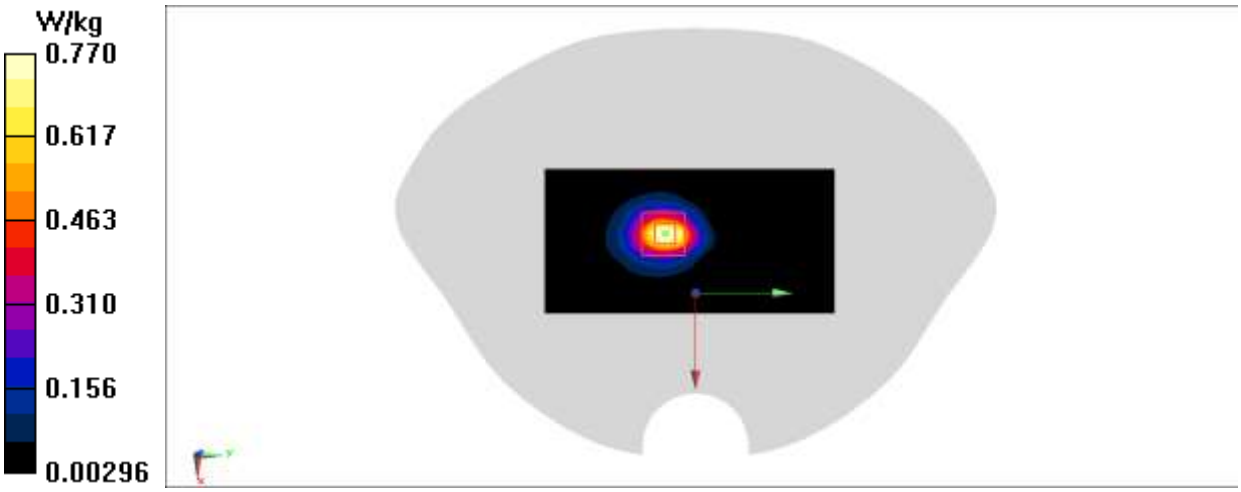

Fig A.28

©Copyright. All rights reserved by CTTL.

LTE Band7 Body ANT13

Date/Time: 11/24/2021

Electronics: DAE4 Sn549

Medium: H700-6000M

Medium parameters used: f = 2560 MHz; σ = 1.999 S/m; ε_r = 40.319; ρ = 1000 kg/m^3

Ambient Temperature:23.3ºC Liquid Temperature: 22.5ºC

Communication System: UID 0, LTE Band7-20M (0) Frequency: 2560 MHz Duty Cycle: 1:1

Probe: EX3DV4 - SN7464 ConvF(7.47, 7.47, 7.47); Calibrated: 12/18/2020

Area Scan (101x171x1): Interpolated grid: dx=1.200 mm, dy=1.200 mm

Maximum value of SAR (interpolated) = 0.818 W/kg

Zoom Scan (7x7x7)/Cube 0: Measurement grid: dx=5mm, dy=5mm, dz=5mm

Reference Value = 4.403 V/m; Power Drift = -0.05 dB

Peak SAR (extrapolated) = 0.982 W/kg

SAR(1 g) = 0.508 W/kg; SAR(10 g) = 0.249 W/kg

Maximum value of SAR (measured) = 0.810 W/kg

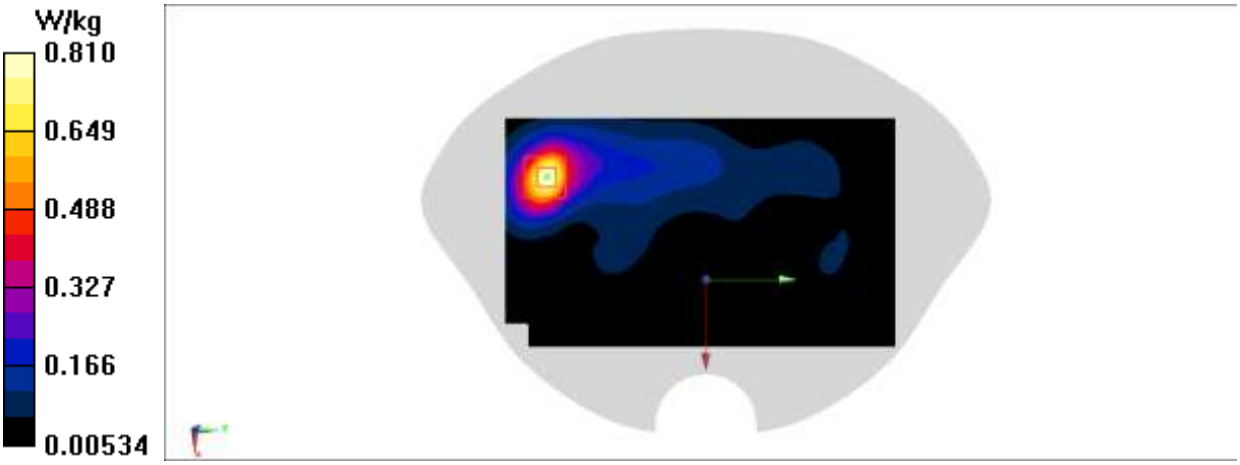

Fig A.29

©Copyright. All rights reserved by CTTL.

LTE Band12 Body ANT13

Date/Time: 12/9/2021

Electronics: DAE4 Sn549

Medium: H700-6000M

Medium parameters used (interpolated): f = 704 MHz; σ = 0.805 S/m; ε_r = 44.572; ρ = 1000 kg/m^3

Ambient Temperature:23.3ºC Liquid Temperature: 22.5ºC

Communication System: UID 0, LTE Band12 (0) Frequency: 704 MHz Duty Cycle: 1:1

Probe: EX3DV4 - SN7464 ConvF(10.43, 10.43, 10.43); Calibrated: 12/18/2020

Area Scan (51x101x1): Interpolated grid: dx=1.500 mm, dy=1.500 mm

Maximum value of SAR (interpolated) = 0.0848 W/kg

Zoom Scan (5x5x7)/Cube 0: Measurement grid: dx=8mm, dy=8mm, dz=5mm

Reference Value = 7.283 V/m; Power Drift = -0.01 dB

Peak SAR (extrapolated) = 0.115 W/kg

SAR(1 g) = 0.054 W/kg; SAR(10 g) = 0.032 W/kg

Maximum value of SAR (measured) = 0.0884 W/kg

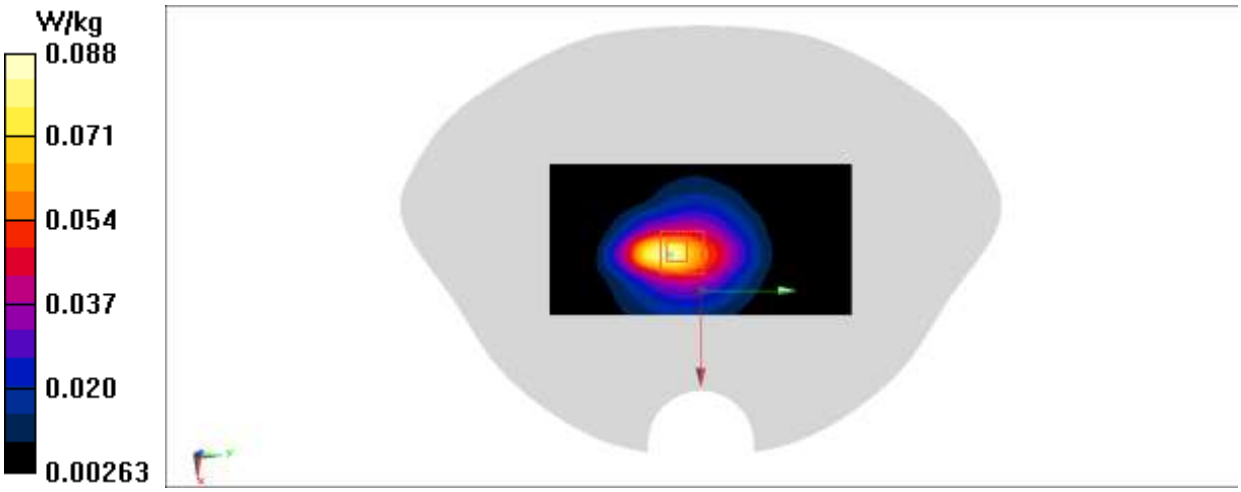

Fig A.30

©Copyright. All rights reserved by CTTL.

LTE Band13 Body ANT13

Date/Time: 11/25/2021

Electronics: DAE4 Sn549

Medium: H700-6000M

Medium parameters used (interpolated): f = 782 MHz; σ = 0.823 S/m; ε_r = 44.207; ρ = 1000 kg/m^3

Ambient Temperature:23.3ºC Liquid Temperature: 22.5ºC

Communication System: UID 0, LTE Band13 (0) Frequency: 782 MHz Duty Cycle: 1:1

Probe: EX3DV4 - SN7464 ConvF(10.43, 10.43, 10.43); Calibrated: 12/18/2020

Area Scan (81x141x1): Interpolated grid: dx=1.500 mm, dy=1.500 mm

Maximum value of SAR (interpolated) = 0.154 W/kg

Zoom Scan (7x6x7)/Cube 0: Measurement grid: dx=8mm, dy=8mm, dz=5mm

Reference Value = 9.038 V/m; Power Drift = 0.05 dB

Peak SAR (extrapolated) = 0.181 W/kg

SAR(1 g) = 0.103 W/kg; SAR(10 g) = 0.068 W/kg

Maximum value of SAR (measured) = 0.143 W/kg

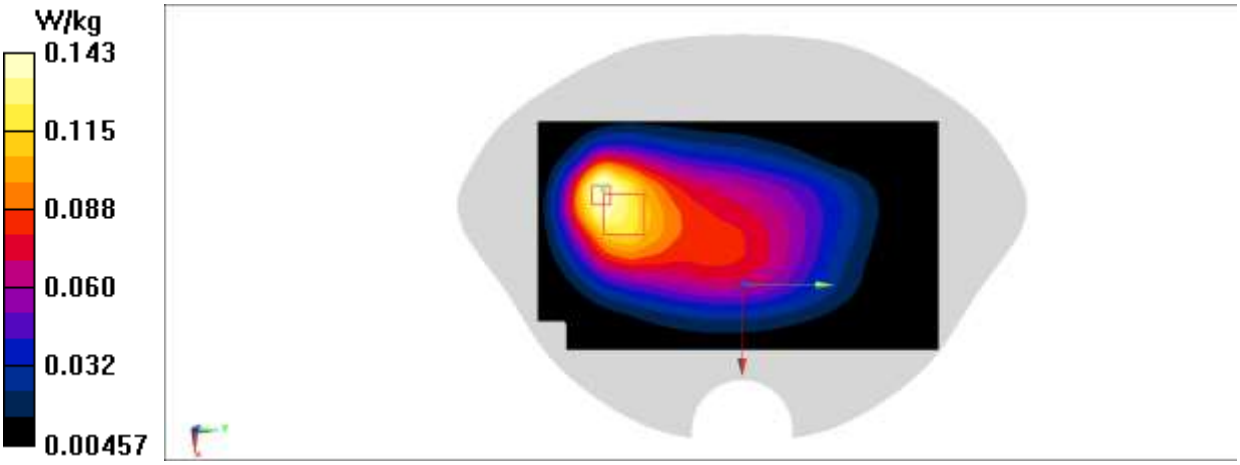

Fig A.31

©Copyright. All rights reserved by CTTL.

LTE Band38 Body ANT13

Date/Time: 12/13/2021

Electronics: DAE4 Sn549

Medium: H700-6000M

Medium parameters used: f = 2595 MHz; σ = 2 S/m; ε_r = 40.319; ρ = 1000 kg/m^3

Ambient Temperature:23.3ºC Liquid Temperature: 22.5ºC

Communication System: UID 0, LTE Band38 20M (0) Frequency: 2595 MHz Duty Cycle: 1:1.5787

Probe: EX3DV4 - SN7464 ConvF(7.47, 7.47, 7.47); Calibrated: 12/18/2020

Area Scan (101x171x1): Interpolated grid: dx=1.200 mm, dy=1.200 mm

Maximum value of SAR (interpolated) = 0.655 W/kg

Zoom Scan (7x7x7)/Cube 0: Measurement grid: dx=5mm, dy=5mm, dz=5mm

Reference Value = 5.439 V/m; Power Drift = -0.05 dB

Peak SAR (extrapolated) = 0.817 W/kg

SAR(1 g) = 0.391 W/kg; SAR(10 g) = 0.172 W/kg

Maximum value of SAR (measured) = 0.652 W/kg

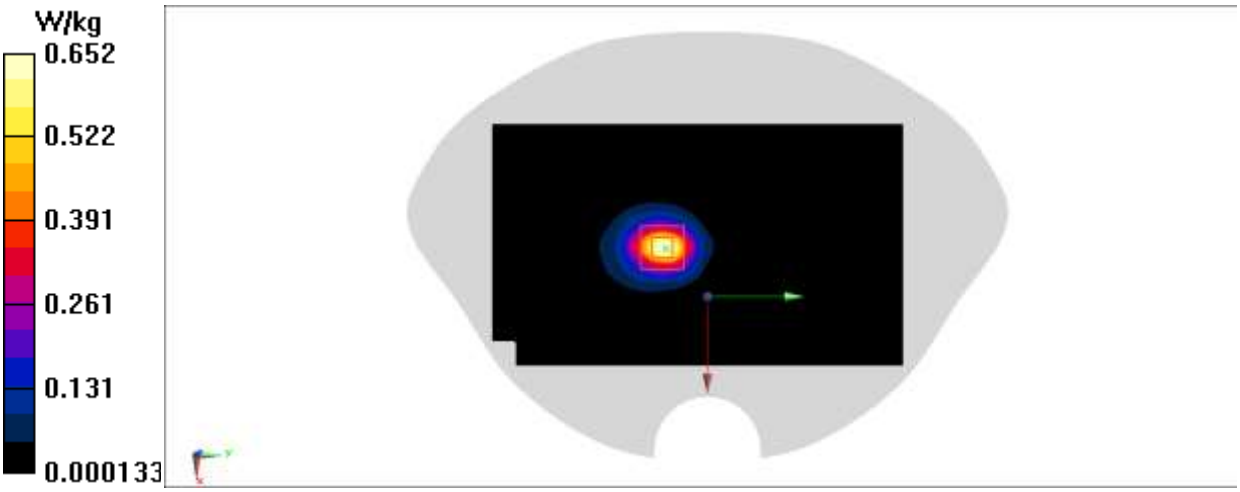

Fig A.32

©Copyright. All rights reserved by CTTL.

LTE Band38 Body ANT13

Date/Time: 12/13/2021

Electronics: DAE4 Sn549

Medium: H700-6000M

Medium parameters used: f = 2610 MHz; σ = 2.015 S/m; ε_r = 40.281; ρ = 1000 kg/m^3

Ambient Temperature:23.3ºC Liquid Temperature: 22.5ºC

Communication System: UID 0, LTE Band38 20M (0) Frequency: 2610 MHz Duty Cycle: 1:1.5787

Probe: EX3DV4 - SN7464 ConvF(7.47, 7.47, 7.47); Calibrated: 12/18/2020

Area Scan (101x171x1): Interpolated grid: dx=1.200 mm, dy=1.200 mm

Maximum value of SAR (interpolated) = 0.322 W/kg

Zoom Scan (7x7x7)/Cube 0: Measurement grid: dx=5mm, dy=5mm, dz=5mm

Reference Value = 3.072 V/m; Power Drift = 0.00 dB

Peak SAR (extrapolated) = 0.396 W/kg

SAR(1 g) = 0.198 W/kg; SAR(10 g) = 0.096 W/kg

Maximum value of SAR (measured) = 0.320 W/kg

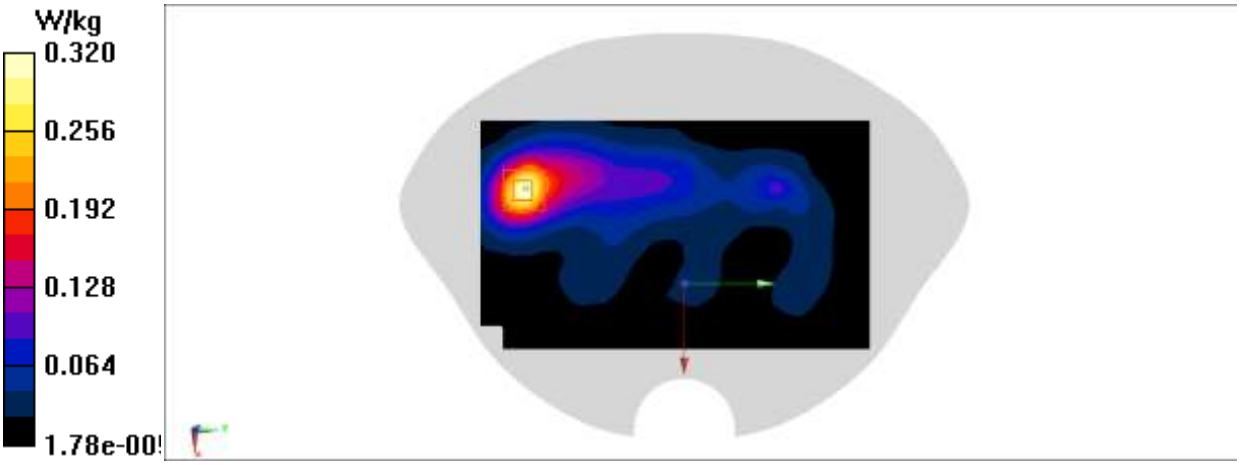

Fig A.33

©Copyright. All rights reserved by CTTL.

LTE Band41 Body ANT13

Date/Time: 11/24/2021

Electronics: DAE4 Sn549

Medium: H700-6000M

Medium parameters used (interpolated): f = 2636.5 MHz; σ = 2.071 S/m; ε_r = 40.143; ρ = 1000 kg/m^3

Ambient Temperature:23.3ºC Liquid Temperature: 22.5ºC

Communication System: UID 0, LTE Band41 (0) Frequency: 2636.5 MHz Duty Cycle: 1:1.5787

Probe: EX3DV4 - SN7464 ConvF(7.47, 7.47, 7.47); Calibrated: 12/18/2020

Area Scan (61x121x1): Interpolated grid: dx=1.200 mm, dy=1.200 mm

Maximum value of SAR (interpolated) = 0.604 W/kg

Zoom Scan (7x7x7)/Cube 0: Measurement grid: dx=5mm, dy=5mm, dz=5mm

Reference Value = 6.829 V/m; Power Drift = 0.03 dB

Peak SAR (extrapolated) = 0.716 W/kg

SAR(1 g) = 0.338 W/kg; SAR(10 g) = 0.148 W/kg

Maximum value of SAR (measured) = 0.576 W/kg

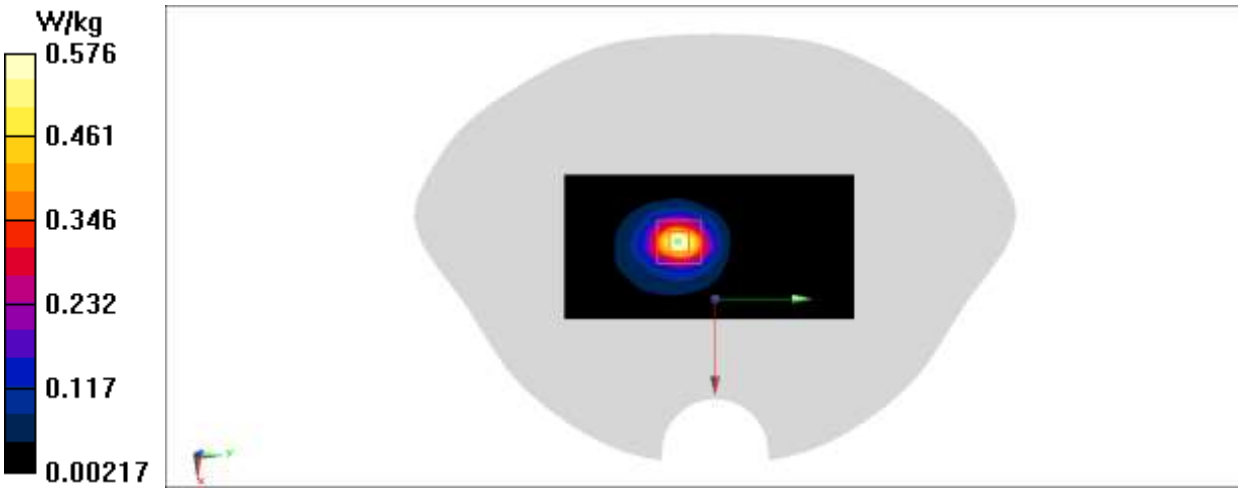

Fig A.34

©Copyright. All rights reserved by CTTL.

LTE Band41 Body ANT13

Date/Time: 11/25/2021

Electronics: DAE4 Sn549

Medium: H700-6000M

Medium parameters used (interpolated): f = 2636.5 MHz; σ = 2.071 S/m; ε_r = 40.143; ρ = 1000 kg/m^3

Ambient Temperature:23.3ºC Liquid Temperature: 22.5ºC

Communication System: UID 0, LTE Band41 (0) Frequency: 2636.5 MHz Duty Cycle: 1:1.5787

Probe: EX3DV4 - SN7464 ConvF(7.47, 7.47, 7.47); Calibrated: 12/18/2020

Area Scan (101x171x1): Interpolated grid: dx=1.200 mm, dy=1.200 mm

Maximum value of SAR (interpolated) = 0.267 W/kg

Zoom Scan (7x7x7)/Cube 0: Measurement grid: dx=5mm, dy=5mm, dz=5mm

Reference Value = 2.619 V/m; Power Drift = 0.08 dB

Peak SAR (extrapolated) = 0.330 W/kg

SAR(1 g) = 0.159 W/kg; SAR(10 g) = 0.078 W/kg

Maximum value of SAR (measured) = 0.263 W/kg

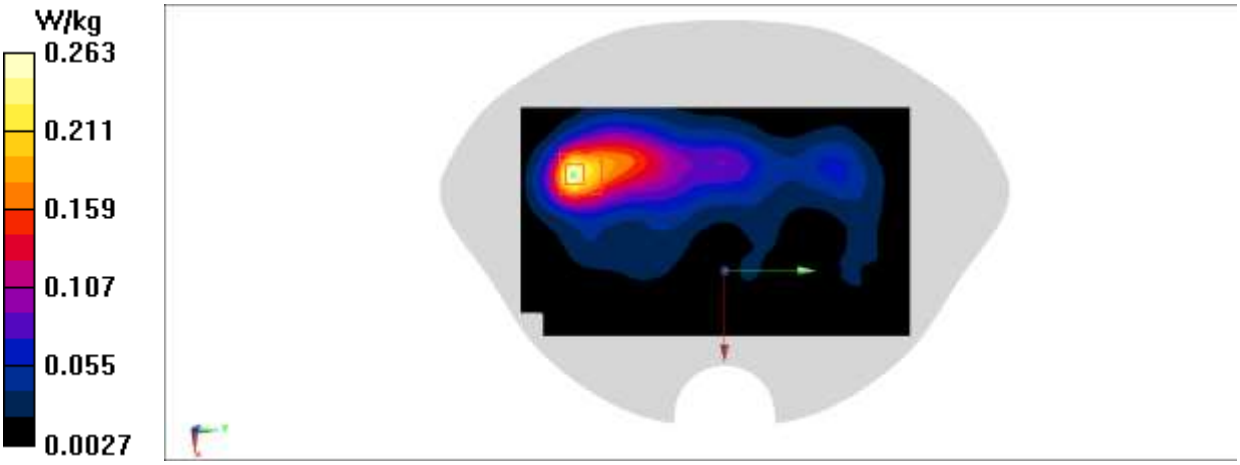

Fig A.35

©Copyright. All rights reserved by CTTL.

LTE Band66 Body ANT13

Date/Time: 11/25/2021
Electronics: DAE4 Sn549
Medium: H700-6000M
Medium parameters used: f = 1720 MHz; σ = 1.337 S/m; ε_r = 41.818; ρ = 1000 kg/m^3
Ambient Temperature:23.3ºC Liquid Temperature: 22.5ºC
Communication System: UID 0, LTE Band66 (0) Frequency: 1720 MHz Duty Cycle: 1:1
Probe: EX3DV4 - SN7464 ConvF(8.6, 8.6, 8.6); Calibrated: 12/18/2020

Area Scan (51x101x1): Interpolated grid: dx=1.500 mm, dy=1.500 mm
Maximum value of SAR (interpolated) = 0.482 W/kg

Zoom Scan (5x5x7)/Cube 0: Measurement grid: dx=8mm, dy=8mm, dz=5mm
Reference Value = 14.24 V/m; Power Drift = -0.06 dB
Peak SAR (extrapolated) = 0.600 W/kg
SAR(1 g) = 0.337 W/kg; SAR(10 g) = 0.175 W/kg
Maximum value of SAR (measured) = 0.506 W/kg

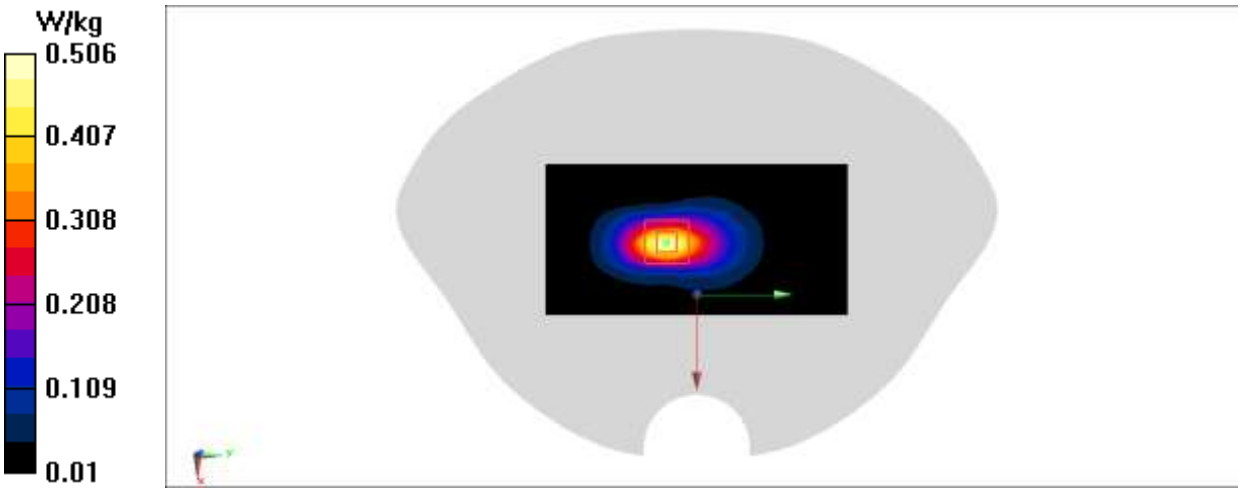

Fig A.36

©Copyright. All rights reserved by CTTL.

LTE Band66 Body ANT13

Date/Time: 11/25/2021

Electronics: DAE4 Sn549

Medium: H700-6000M

Medium parameters used: f = 1720 MHz; σ = 1.337 S/m; ε_r = 41.818; ρ = 1000 kg/m^3

Ambient Temperature:23.3ºC Liquid Temperature: 22.5ºC

Communication System: UID 0, LTE Band66 (0) Frequency: 1720 MHz Duty Cycle: 1:1

Probe: EX3DV4 - SN7464 ConvF(8.6, 8.6, 8.6); Calibrated: 12/18/2020

Area Scan (81x141x1): Interpolated grid: dx=1.500 mm, dy=1.500 mm

Maximum value of SAR (interpolated) = 0.467 W/kg

Zoom Scan (5x5x7)/Cube 0: Measurement grid: dx=8mm, dy=8mm, dz=5mm

Reference Value = 5.571 V/m; Power Drift = 0.01 dB

Peak SAR (extrapolated) = 0.568 W/kg

SAR(1 g) = 0.343 W/kg; SAR(10 g) = 0.200 W/kg

Maximum value of SAR (measured) = 0.488 W/kg

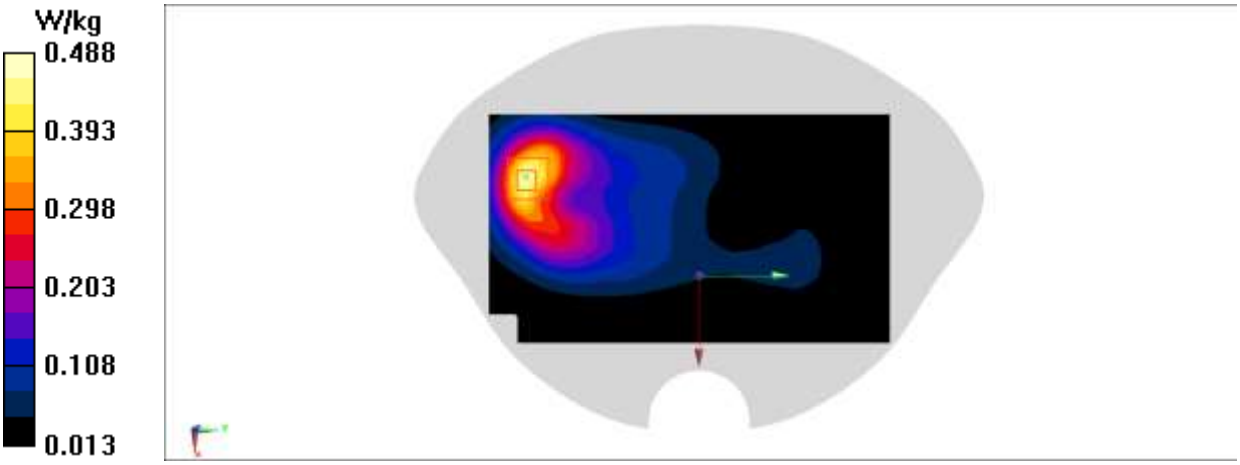

Fig A.37

©Copyright. All rights reserved by CTTL.

GSM850 Head ANT41

Date/Time: 12/10/2021

Electronics: DAE4 Sn549

Medium: H700-6000M

Medium parameters used (interpolated): f = 836.6 MHz; σ = 0.863 S/m; ε_r = 44.109; ρ = 1000 kg/m^3

Ambient Temperature:23.3ºC Liquid Temperature: 22.5ºC

Communication System: UID 0, GSM 850 (0) Frequency: 836.6 MHz Duty Cycle: 1:8.30042

Probe: EX3DV4 - SN7464 ConvF(10.43, 10.43, 10.43); Calibrated: 12/18/2020

Area Scan (81x141x1): Interpolated grid: dx=1.500 mm, dy=1.500 mm

Maximum value of SAR (interpolated) = 0.238 W/kg

Zoom Scan (5x5x7)/Cube 0: Measurement grid: dx=8mm, dy=8mm, dz=5mm

Reference Value = 5.033 V/m; Power Drift = 0.01 dB

Peak SAR (extrapolated) = 0.266 W/kg

SAR(1 g) = 0.206 W/kg; SAR(10 g) = 0.161 W/kg

Maximum value of SAR (measured) = 0.244 W/kg

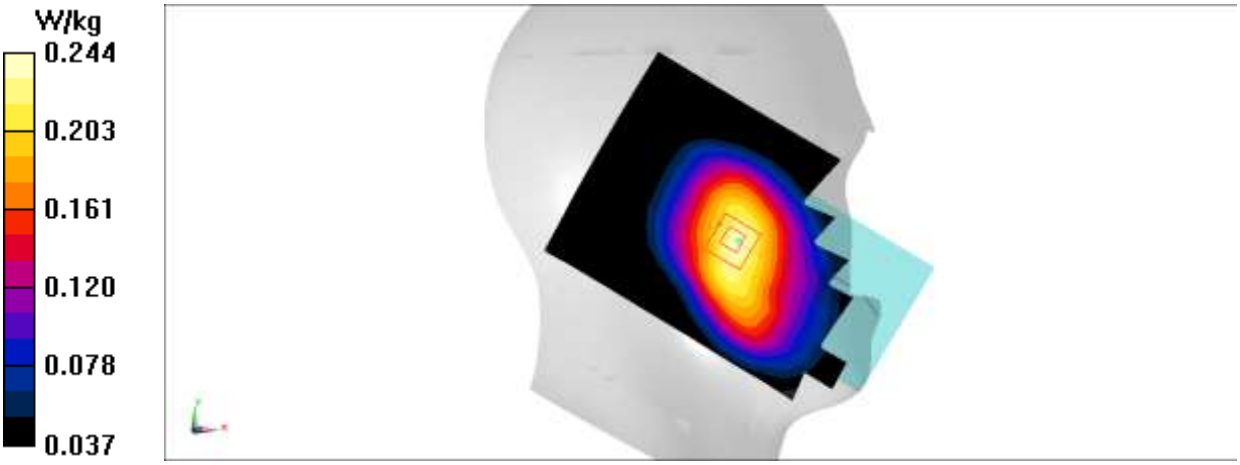

Fig A.38

©Copyright. All rights reserved by CTTL.

GSM1900 Head ANT31

Date/Time: 12/10/2021
Electronics: DAE4 Sn549
Medium: H700-6000M
Medium parameters used: f = 1880 MHz; σ = 1.422 S/m; ε_r = 41.647; ρ = 1000 kg/m^3
Ambient Temperature:23.3ºC Liquid Temperature: 22.5ºC
Communication System: UID 0, GSM 1900 (0) Frequency: 1880 MHz Duty Cycle: 1:8.30042
Probe: EX3DV4 - SN7464 ConvF(8.15, 8.15, 8.15); Calibrated: 12/18/2020

Area Scan (81x141x1): Interpolated grid: dx=1.500 mm, dy=1.500 mm
Maximum value of SAR (interpolated) = 0.154 W/kg

Zoom Scan (6x6x7)/Cube 0: Measurement grid: dx=8mm, dy=8mm, dz=5mm
Reference Value = 5.089 V/m; Power Drift = 0.09dB
Peak SAR (extrapolated) = 0.125 W/kg
SAR(1 g) = 0.083 W/kg; SAR(10 g) = 0.052 W/kg
Maximum value of SAR (measured) = 0.105 W/kg

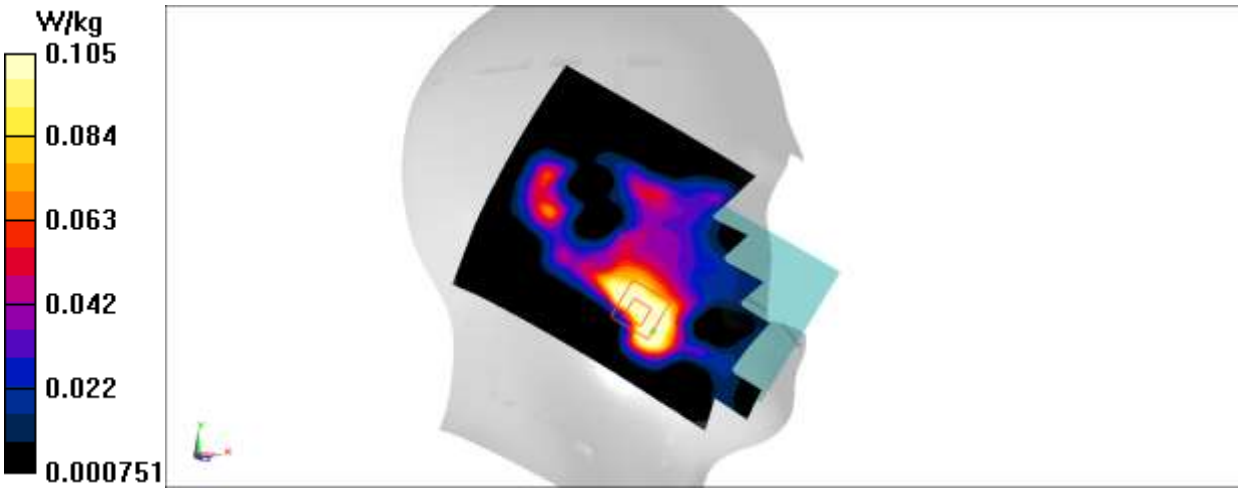

Fig A.39

©Copyright. All rights reserved by CTTL.

WCDMA1900 Head ANT31

Date/Time: 11/27/2021

Electronics: DAE4 Sn549

Medium: H700-6000M

Medium parameters used (interpolated): f = 1852.4 MHz; σ = 1.398 S/m; ε_r = 41.673; ρ = 1000 kg/m^3

Ambient Temperature:23.3ºC Liquid Temperature: 22.5ºC

Communication System: UID 0, WCDMA 1900 (0) Frequency: 1852.4 MHz Duty Cycle: 1:1

Probe: EX3DV4 - SN7464 ConvF(8.15, 8.15, 8.15); Calibrated: 12/18/2020

Area Scan (81x141x1): Interpolated grid: dx=1.500 mm, dy=1.500 mm

Maximum value of SAR (interpolated) = 0.246 W/kg

Zoom Scan (5x5x7)/Cube 0: Measurement grid: dx=8mm, dy=8mm, dz=5mm

Reference Value = 3.437 V/m; Power Drift = 0.03 dB

Peak SAR (extrapolated) = 0.270 W/kg

SAR(1 g) = 0.174 W/kg; SAR(10 g) = 0.107 W/kg

Maximum value of SAR (measured) = 0.236 W/kg

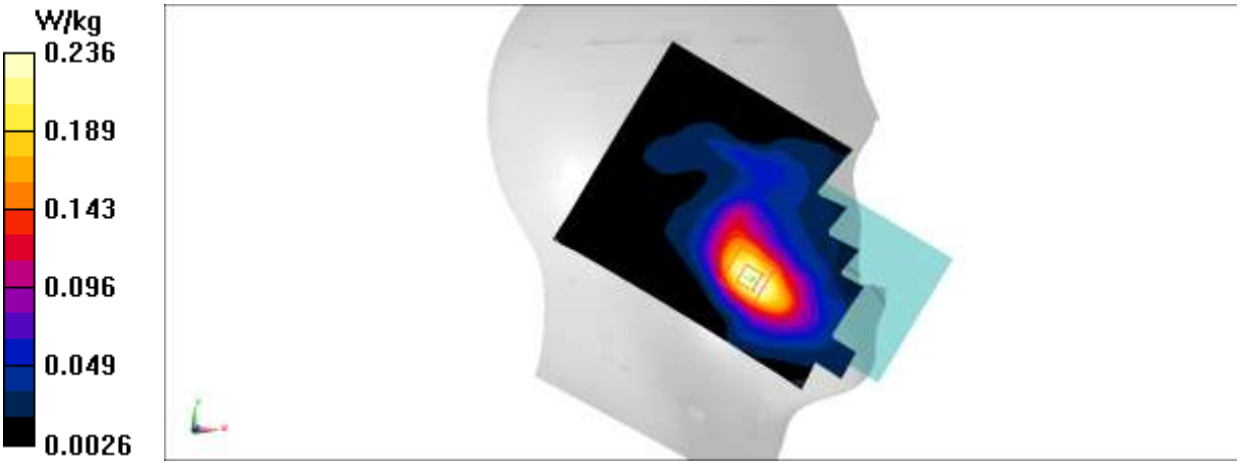

Fig A.40

©Copyright. All rights reserved by CTTL.

WCDMA1700 Head ANT31

Date/Time: 11/27/2021

Electronics: DAE4 Sn549

Medium: H700-6000M

Medium parameters used (interpolated): f = 1732.6 MHz; σ = 1.325 S/m; ε_r = 41.874; ρ = 1000 kg/m^3

Ambient Temperature:23.3ºC Liquid Temperature: 22.5ºC

Communication System: UID 0, WCDMA 1700 Band4 (0) Frequency: 1732.6 MHz Duty Cycle: 1:1

Probe: EX3DV4 - SN7464 ConvF(8.6, 8.6, 8.6); Calibrated: 12/18/2020

Area Scan (81x141x1): Interpolated grid: dx=1.500 mm, dy=1.500 mm

Maximum value of SAR (interpolated) = 0.293 W/kg

Zoom Scan (5x5x7)/Cube 0: Measurement grid: dx=8mm, dy=8mm, dz=5mm

Reference Value = 4.277 V/m; Power Drift = 0.02 dB

Peak SAR (extrapolated) = 0.322 W/kg

SAR(1 g) = 0.214 W/kg; SAR(10 g) = 0.138 W/kg

Maximum value of SAR (measured) = 0.282 W/kg

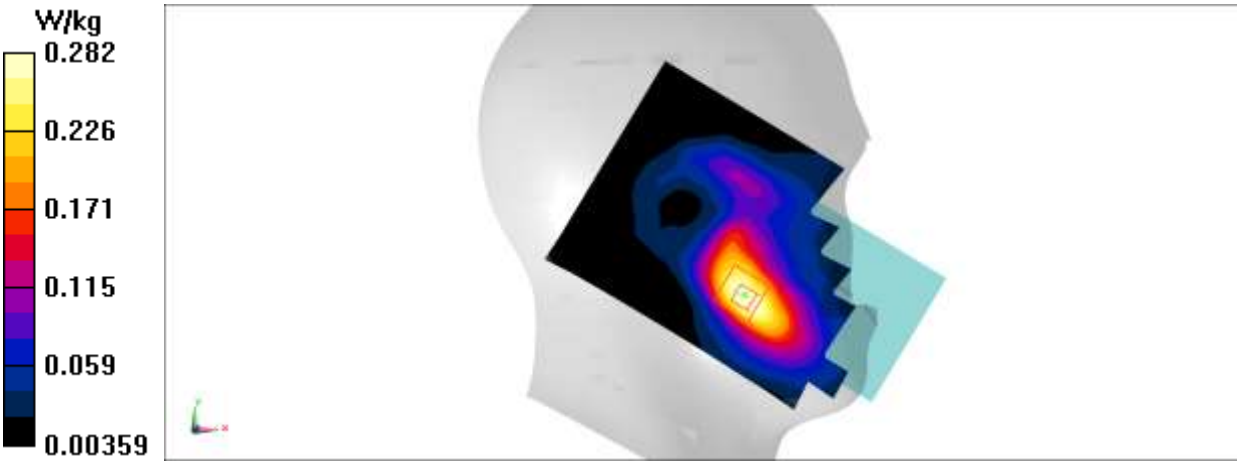

Fig A.41

©Copyright. All rights reserved by CTTL.

WCDMA850 Head ANT41

Date/Time: 11/27/2021

Electronics: DAE4 Sn549

Medium: H700-6000M

Medium parameters used (interpolated): f = 846.6 MHz; σ = 0.839 S/m; ε_r = 44.074; ρ = 1000 kg/m^3

Ambient Temperature:23.3ºC Liquid Temperature: 22.5ºC

Communication System: UID 0, WCDMA 850 (0) Frequency: 846.6 MHz Duty Cycle: 1:1

Probe: EX3DV4 - SN7464 ConvF(10.43, 10.43, 10.43); Calibrated: 12/18/2020

Area Scan (81x141x1): Interpolated grid: dx=1.500 mm, dy=1.500 mm

Maximum value of SAR (interpolated) = 0.235 W/kg

Zoom Scan (5x5x7)/Cube 0: Measurement grid: dx=8mm, dy=8mm, dz=5mm

Reference Value = 4.345 V/m; Power Drift = -0.03 dB

Peak SAR (extrapolated) = 0.259 W/kg

SAR(1 g) = 0.199 W/kg; SAR(10 g) = 0.154 W/kg

Maximum value of SAR (measured) = 0.239 W/kg

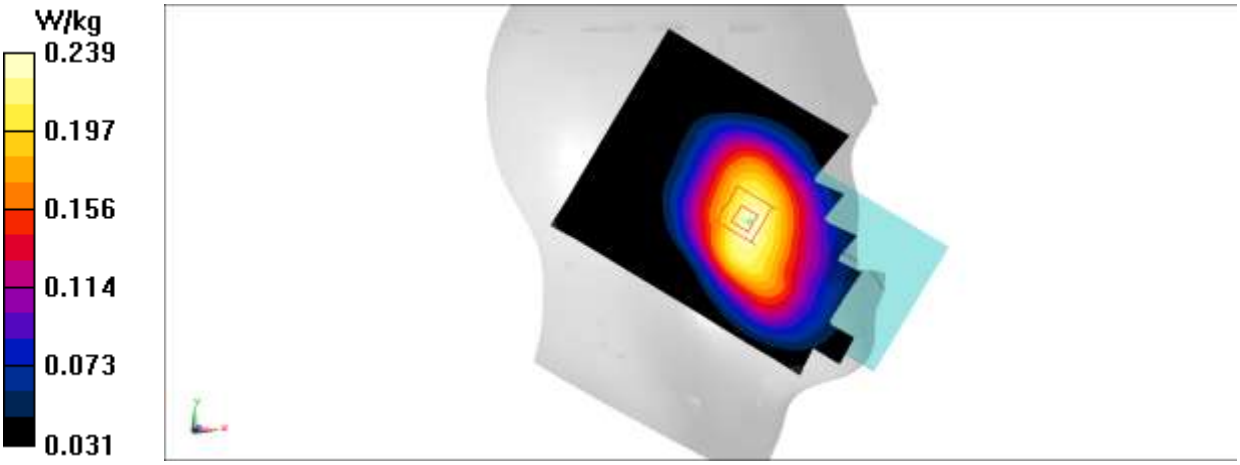

Fig A.42

©Copyright. All rights reserved by CTTL.

LTE Band2 Head ANT31

Date/Time: 11/27/2021

Electronics: DAE4 Sn549

Medium: H700-6000M

Medium parameters used: f = 1880 MHz; σ = 1.417 S/m; ε_r = 41.643; ρ = 1000 kg/m^3

Ambient Temperature:23.3ºC Liquid Temperature: 22.5ºC

Communication System: UID 0, LTE Band2(20MB) (0) Frequency: 1880 MHz Duty Cycle: 1:1

Probe: EX3DV4 - SN7464 ConvF(8.15, 8.15, 8.15); Calibrated: 12/18/2020

Area Scan (81x141x1): Interpolated grid: dx=1.500 mm, dy=1.500 mm

Maximum value of SAR (interpolated) = 0.223 W/kg

Zoom Scan (5x5x7)/Cube 0: Measurement grid: dx=8mm, dy=8mm, dz=5mm

Reference Value = 3.891 V/m; Power Drift = 0.08 dB

Peak SAR (extrapolated) = 0.249 W/kg

SAR(1 g) = 0.161 W/kg; SAR(10 g) = 0.101 W/kg

Maximum value of SAR (measured) = 0.217 W/kg

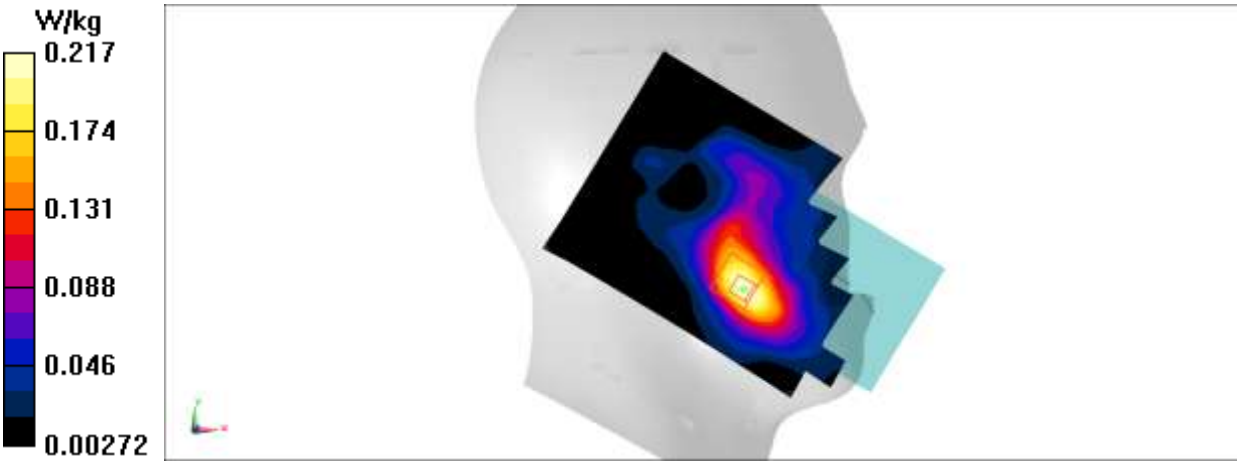

Fig A.43

©Copyright. All rights reserved by CTTL.

LTE Band4 Head ANT31

Date/Time: 11/27/2021
Electronics: DAE4 Sn549
Medium: H700-6000M
Medium parameters used: f = 1745 MHz; σ = 1.333 S/m; ε_r = 41.849; ρ = 1000 kg/m^3
Ambient Temperature:23.3ºC Liquid Temperature: 22.5ºC
Communication System: UID 0, LTE Band4 (0) Frequency: 1745 MHz Duty Cycle: 1:1
Probe: EX3DV4 - SN7464 ConvF(8.6, 8.6, 8.6); Calibrated: 12/18/2020

Area Scan (81x141x1): Interpolated grid: dx=1.500 mm, dy=1.500 mm
Maximum value of SAR (interpolated) = 0.367 W/kg

Zoom Scan (5x5x7)/Cube 0: Measurement grid: dx=8mm, dy=8mm, dz=5mm
Reference Value = 4.213 V/m; Power Drift = 0.03 dB
Peak SAR (extrapolated) = 0.403 W/kg
SAR(1 g) = 0.267 W/kg; SAR(10 g) = 0.172 W/kg
Maximum value of SAR (measured) = 0.350 W/kg

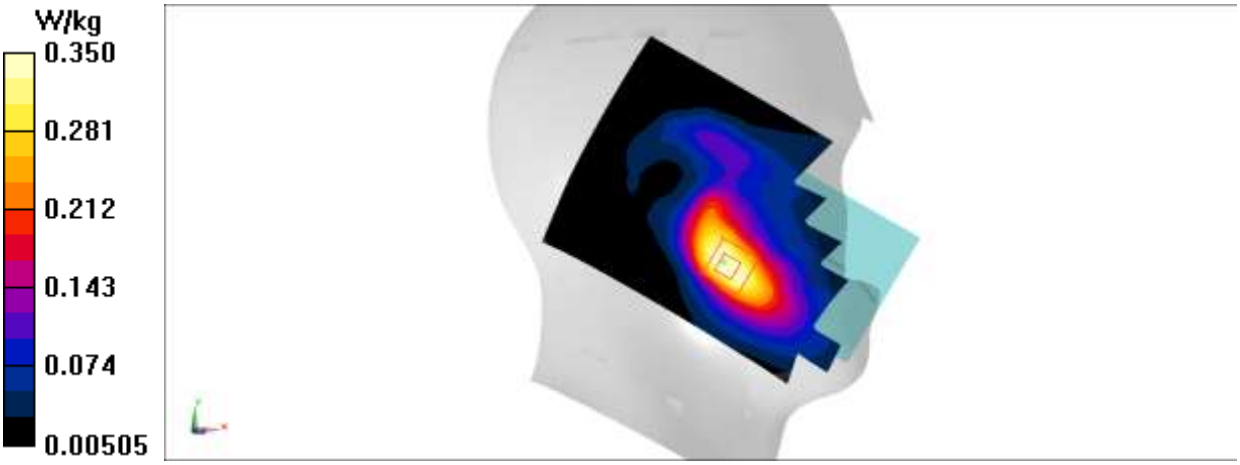

Fig A.44

©Copyright. All rights reserved by CTTL.

LTE Band5 Head ANT41

Date/Time: 11/27/2021

Electronics: DAE4 Sn549

Medium: H700-6000M

Medium parameters used (interpolated): f = 829 MHz; σ = 0.831 S/m; ε_r = 44.129; ρ = 1000 kg/m^3

Ambient Temperature:23.3ºC Liquid Temperature: 22.5ºC

Communication System: UID 0, LTE Band5 (0) Frequency: 829 MHz Duty Cycle: 1:1

Probe: EX3DV4 - SN7464 ConvF(10.43, 10.43, 10.43); Calibrated: 12/18/2020

Area Scan (81x141x1): Interpolated grid: dx=1.500 mm, dy=1.500 mm

Maximum value of SAR (interpolated) = 0.216 W/kg

Zoom Scan (5x5x7)/Cube 0: Measurement grid: dx=8mm, dy=8mm, dz=5mm

Reference Value = 4.121 V/m; Power Drift = 0.01 dB

Peak SAR (extrapolated) = 0.242 W/kg

SAR(1 g) = 0.184 W/kg; SAR(10 g) = 0.142 W/kg

Maximum value of SAR (measured) = 0.223 W/kg

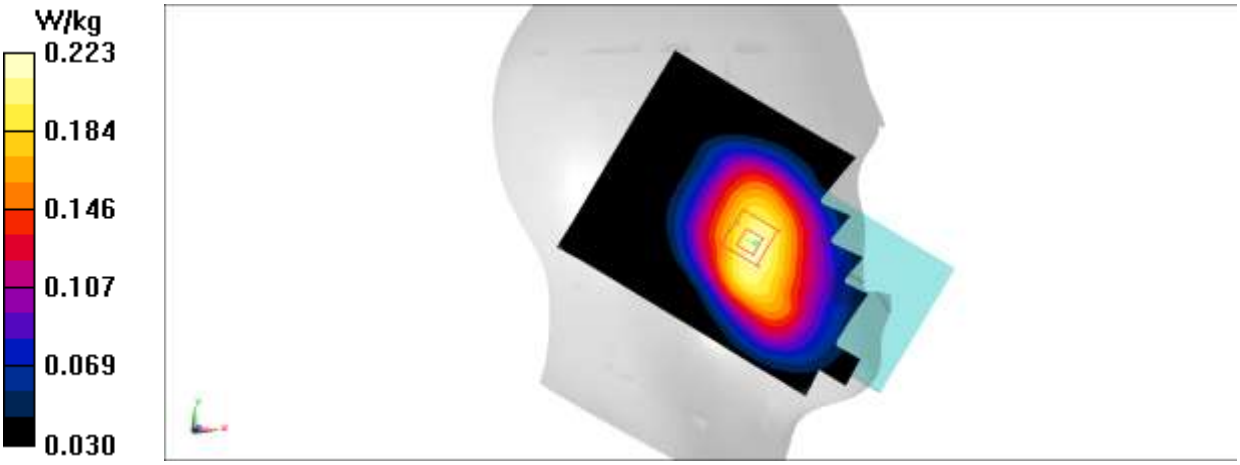

Fig A.45

©Copyright. All rights reserved by CTTL.

LTE Band7 Head ANT31

Date/Time: 11/27/2021

Electronics: DAE4 Sn549

Medium: H700-6000M

Medium parameters used: f = 2560 MHz; σ = 1.969 S/m; ε_r = 40.4; ρ = 1000 kg/m^3

Ambient Temperature:23.3ºC Liquid Temperature: 22.5ºC

Communication System: UID 0, LTE Band7-20M (0) Frequency: 2560 MHz Duty Cycle: 1:1

Probe: EX3DV4 - SN7464 ConvF(7.47, 7.47, 7.47); Calibrated: 12/18/2020

Area Scan (91x171x1): Interpolated grid: dx=1.200 mm, dy=1.200 mm

Maximum value of SAR (interpolated) = 0.408 W/kg

Zoom Scan (7x7x7)/Cube 0: Measurement grid: dx=5mm, dy=5mm, dz=5mm

Reference Value = 3.320 V/m; Power Drift = -0.06 dB

Peak SAR (extrapolated) = 0.494 W/kg

SAR(1 g) = 0.286 W/kg; SAR(10 g) = 0.155 W/kg

Maximum value of SAR (measured) = 0.409 W/kg

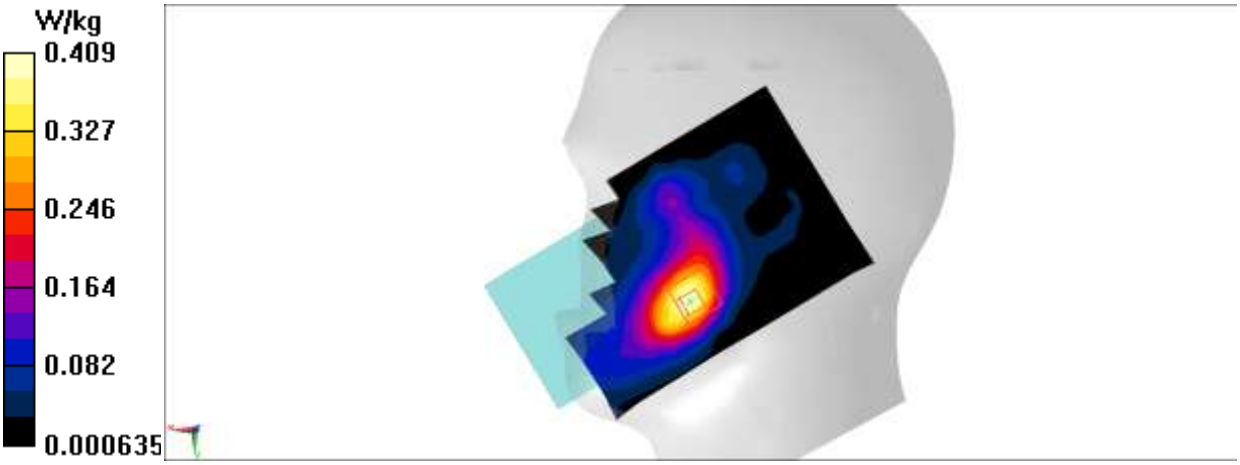

Fig A.46

©Copyright. All rights reserved by CTTL.

LTE Band12 Head ANT41

Date/Time: 12/9/2021

Electronics: DAE4 Sn549

Medium: H700-6000M

Medium parameters used (interpolated): f = 704 MHz; σ = 0.805 S/m; ε_r = 44.572; ρ = 1000 kg/m^3

Ambient Temperature:23.3ºC Liquid Temperature: 22.5ºC

Communication System: UID 0, LTE Band12 (0) Frequency: 704 MHz Duty Cycle: 1:1

Probe: EX3DV4 - SN7464 ConvF(10.43, 10.43, 10.43); Calibrated: 12/18/2020

Area Scan (81x141x1): Interpolated grid: dx=1.500 mm, dy=1.500 mm

Maximum value of SAR (interpolated) = 0.217 W/kg

Zoom Scan (5x5x7)/Cube 0: Measurement grid: dx=8mm, dy=8mm, dz=5mm

Reference Value = 7.025 V/m; Power Drift = -0.10 dB

Peak SAR (extrapolated) = 0.236 W/kg

SAR(1 g) = 0.185 W/kg; SAR(10 g) = 0.148 W/kg

Maximum value of SAR (measured) = 0.219 W/kg

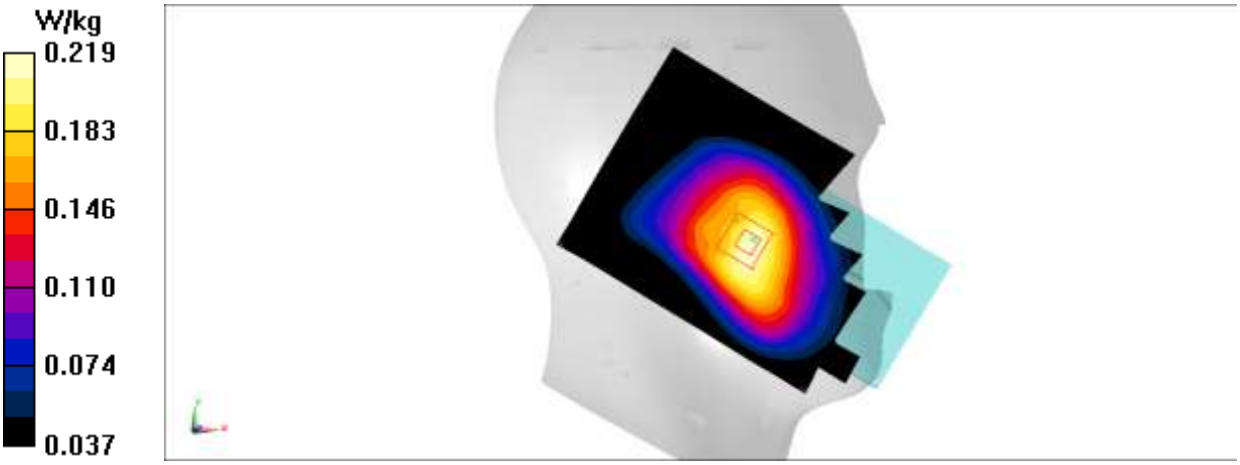

Fig A.47

©Copyright. All rights reserved by CTTL.

LTE Band13 Head ANT41

Date/Time: 11/27/2021

Electronics: DAE4 Sn549

Medium: H700-6000M

Medium parameters used (interpolated): f = 782 MHz; σ = 0.811 S/m; ε_r = 44.295; ρ = 1000 kg/m^3

Ambient Temperature:23.3ºC Liquid Temperature: 22.5ºC

Communication System: UID 0, LTE Band13 (0) Frequency: 782 MHz Duty Cycle: 1:1

Probe: EX3DV4 - SN7464 ConvF(10.43, 10.43, 10.43); Calibrated: 12/18/2020

Area Scan (81x141x1): Interpolated grid: dx=1.500 mm, dy=1.500 mm

Maximum value of SAR (interpolated) = 0.105 W/kg

Zoom Scan (6x6x7)/Cube 0: Measurement grid: dx=8mm, dy=8mm, dz=5mm

Reference Value = 3.065 V/m; Power Drift = 0.13 dB

Peak SAR (extrapolated) = 0.117 W/kg

SAR(1 g) = 0.089 W/kg; SAR(10 g) = 0.069 W/kg

Maximum value of SAR (measured) = 0.107 W/kg



Fig A.48

©Copyright. All rights reserved by CTTL.

LTE Band38 Head ANT31

Date/Time: 12/13/2021

Electronics: DAE4 Sn549

Medium: H700-6000M

Medium parameters used: f = 2580 MHz; σ = 1.986 S/m; ε_r = 40.36; ρ = 1000 kg/m^3

Ambient Temperature:23.3ºC Liquid Temperature: 22.5ºC

Communication System: UID 0, LTE Band38 20M (0) Frequency: 2580 MHz Duty Cycle: 1:1.5787

Probe: EX3DV4 - SN7464 ConvF(7.47, 7.47, 7.47); Calibrated: 12/18/2020

Area Scan (91x171x1): Interpolated grid: dx=1.200 mm, dy=1.200 mm

Maximum value of SAR (interpolated) = 0.194 W/kg

Zoom Scan (7x7x7)/Cube 0: Measurement grid: dx=5mm, dy=5mm, dz=5mm

Reference Value = 2.205 V/m; Power Drift = -0.01 dB

Peak SAR (extrapolated) = 0.238 W/kg

SAR(1 g) = 0.133 W/kg; SAR(10 g) = 0.070 W/kg

Maximum value of SAR (measured) = 0.195 W/kg

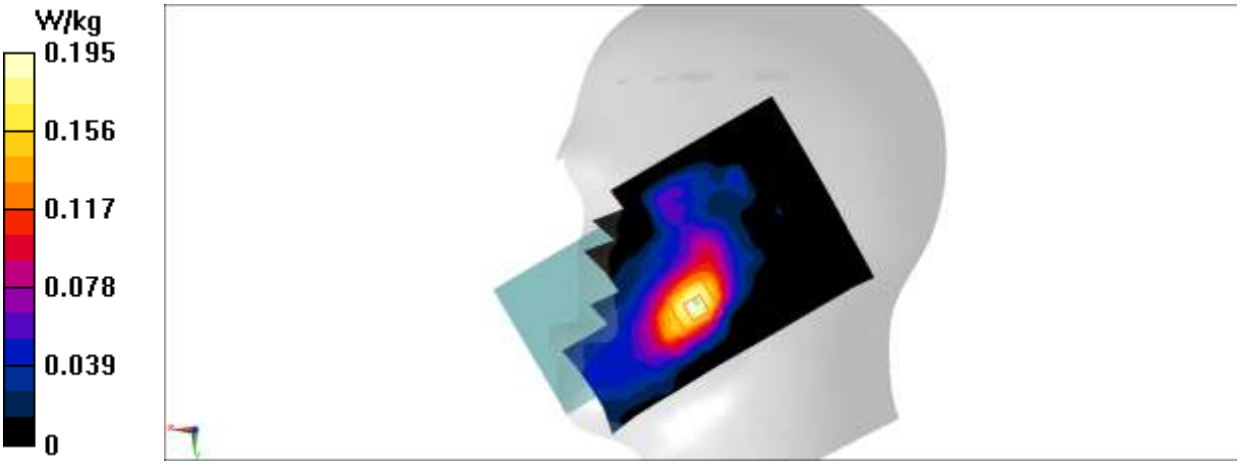

Fig A.49

©Copyright. All rights reserved by CTTL.

LTE Band41 Head ANT31

Date/Time: 11/25/2021

Electronics: DAE4 Sn549

Medium: H700-6000M

Medium parameters used: f = 2680 MHz; σ = 2.11 S/m; ε_r = 40.047; ρ = 1000 kg/m^3

Ambient Temperature:23.3ºC Liquid Temperature: 22.5ºC

Communication System: UID 0, LTE Band41 (0) Frequency: 2680 MHz Duty Cycle: 1:1.5787

Probe: EX3DV4 - SN7464 ConvF(7.47, 7.47, 7.47); Calibrated: 12/18/2020

Area Scan (91x171x1): Interpolated grid: dx=1.200 mm, dy=1.200 mm

Maximum value of SAR (interpolated) = 0.188 W/kg

Zoom Scan (7x7x7)/Cube 0: Measurement grid: dx=5mm, dy=5mm, dz=5mm

Reference Value = 1.468 V/m; Power Drift = 0.09 dB

Peak SAR (extrapolated) = 0.228 W/kg

SAR(1 g) = 0.126 W/kg; SAR(10 g) = 0.067 W/kg

Maximum value of SAR (measured) = 0.190 W/kg

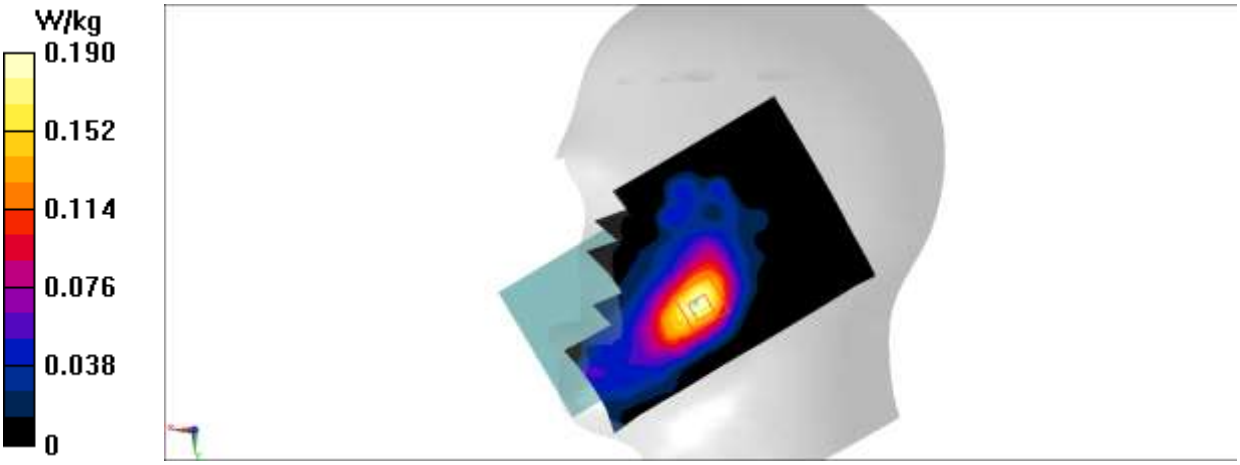

Fig A.50

©Copyright. All rights reserved by CTTL.

LTE Band66 Head ANT31

Date/Time: 11/26/2021

Electronics: DAE4 Sn549

Medium: H700-6000M

Medium parameters used: f = 1720 MHz; σ = 1.337 S/m; ε_r = 41.818; ρ = 1000 kg/m^3

Ambient Temperature:23.3ºC Liquid Temperature: 22.5ºC

Communication System: UID 0, LTE Band66 (0) Frequency: 1720 MHz Duty Cycle: 1:1

Probe: EX3DV4 - SN7464 ConvF(8.6, 8.6, 8.6); Calibrated: 12/18/2020

Area Scan (81x141x1): Interpolated grid: dx=1.500 mm, dy=1.500 mm

Maximum value of SAR (interpolated) = 0.235 W/kg

Zoom Scan (5x5x7)/Cube 0: Measurement grid: dx=8mm, dy=8mm, dz=5mm

Reference Value = 4.533 V/m; Power Drift = 0.09 dB

Peak SAR (extrapolated) = 0.252 W/kg

SAR(1 g) = 0.174 W/kg; SAR(10 g) = 0.115 W/kg

Maximum value of SAR (measured) = 0.220 W/kg

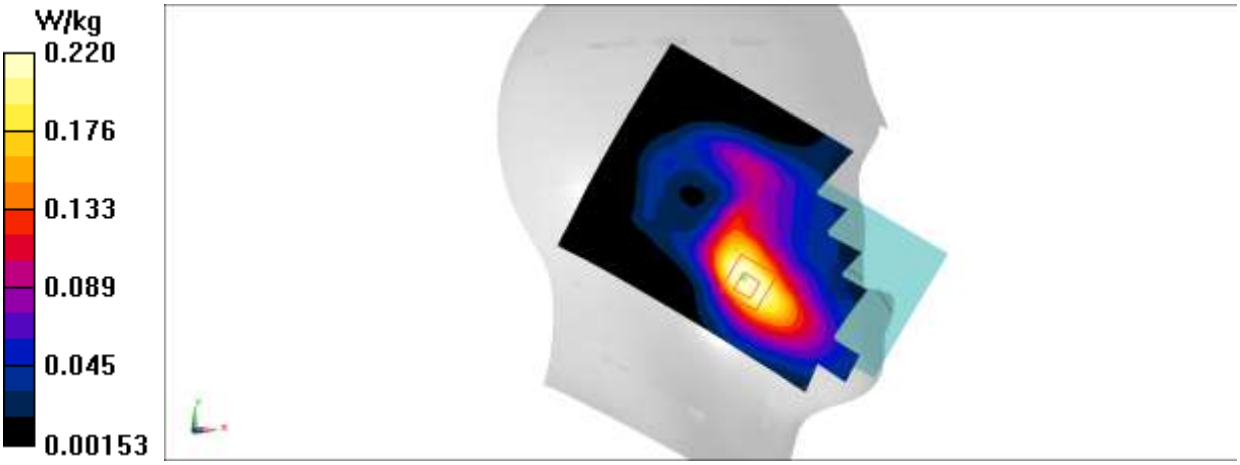

Fig A.51

©Copyright. All rights reserved by CTTL.

GSM850 Body ANT41

Date/Time: 12/10/2021

Electronics: DAE4 Sn549

Medium: H700-6000M

Medium parameters used (interpolated): f = 836.6 MHz; σ = 0.863 S/m; ε_r = 44.109; ρ = 1000 kg/m^3

Ambient Temperature:23.3ºC Liquid Temperature: 22.5ºC

Communication System: UID 0, GSM 850 GPRS-2 (0) Frequency: 836.6 MHz Duty Cycle: 1:4.00037

Probe: EX3DV4 - SN7464 ConvF(10.43, 10.43, 10.43); Calibrated: 12/18/2020

Area Scan (81x141x1): Interpolated grid: dx=1.500 mm, dy=1.500 mm

Maximum value of SAR (interpolated) = 0.553 W/kg

Zoom Scan (7x6x7)/Cube 0: Measurement grid: dx=8mm, dy=8mm, dz=5mm

Reference Value = 13.20 V/m; Power Drift = -0.07 dB

Peak SAR (extrapolated) = 0.663 W/kg

SAR(1 g) = 0.388 W/kg; SAR(10 g) = 0.244 W/kg

Maximum value of SAR (measured) = 0.550 W/kg

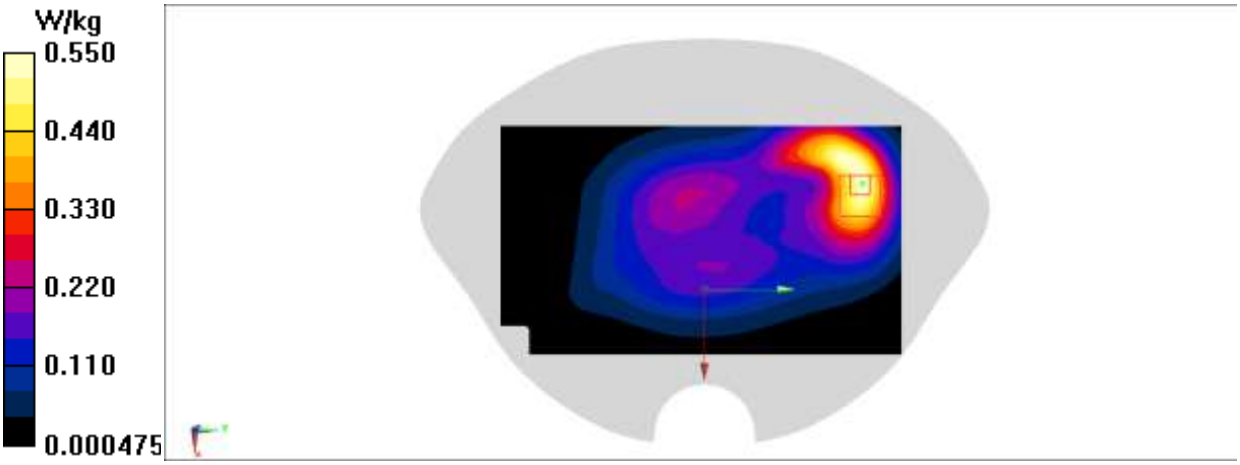

Fig A.52

©Copyright. All rights reserved by CTTL.

GSM1900 Body ANT31

Date/Time: 12/10/2021

Electronics: DAE4 Sn549

Medium: H700-6000M

Medium parameters used (interpolated): f = 1850.2 MHz; σ = 1.402 S/m; ε_r = 41.68; ρ = 1000 kg/m^3

Ambient Temperature:23.3ºC Liquid Temperature: 22.5ºC

Communication System: UID 0, GSM 1900 GPRS-2 (0) Frequency: 1850.2 MHz Duty Cycle: 1:4.00037

Probe: EX3DV4 - SN7464 ConvF(8.15, 8.15, 8.15); Calibrated: 12/18/2020

Area Scan (81x141x1): Interpolated grid: dx=1.500 mm, dy=1.500 mm

Maximum value of SAR (interpolated) = 0.511 W/kg

Zoom Scan (5x5x7)/Cube 0: Measurement grid: dx=8mm, dy=8mm, dz=5mm

Reference Value = 15.07 V/m; Power Drift = 0.04 dB

Peak SAR (extrapolated) = 0.574 W/kg

SAR(1 g) = 0.342 W/kg; SAR(10 g) = 0.196 W/kg

Maximum value of SAR (measured) = 0.487 W/kg

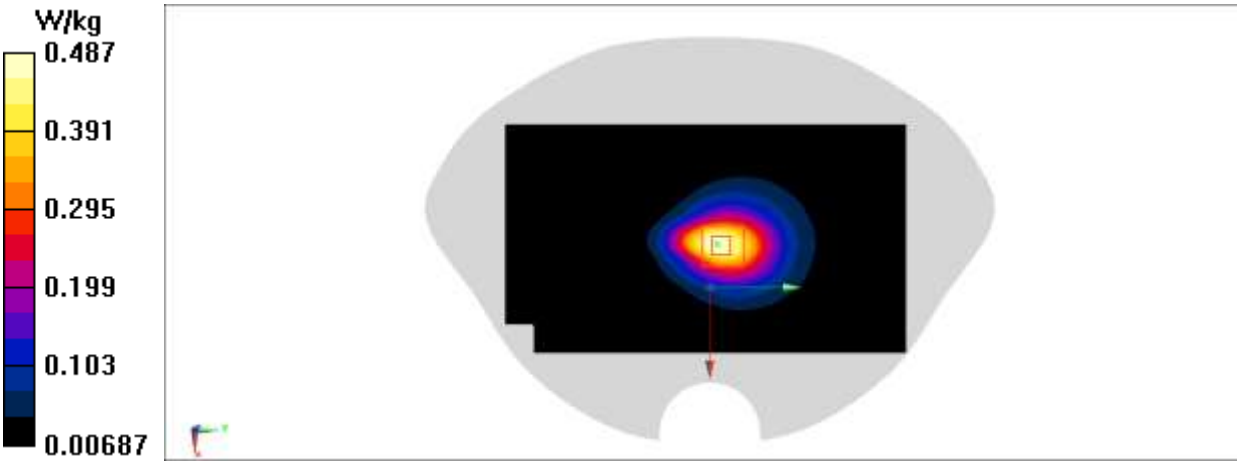

Fig A.53

©Copyright. All rights reserved by CTTL.

GSM1900 Body ANT31

Date/Time: 12/10/2021

Electronics: DAE4 Sn549

Medium: H700-6000M

Medium parameters used (interpolated): f = 1850.2 MHz; σ = 1.402 S/m; ε_r = 41.68; ρ = 1000 kg/m^3

Ambient Temperature:23.3ºC Liquid Temperature: 22.5ºC

Communication System: UID 0, GSM 1900 GPRS-2 (0) Frequency: 1850.2 MHz Duty Cycle: 1:4.00037

Probe: EX3DV4 - SN7464 ConvF(8.15, 8.15, 8.15); Calibrated: 12/18/2020

Area Scan (81x141x1): Interpolated grid: dx=1.500 mm, dy=1.500 mm

Maximum value of SAR (interpolated) = 0.241 W/kg

Zoom Scan (7x6x7)/Cube 0: Measurement grid: dx=8mm, dy=8mm, dz=5mm

Reference Value = 7.513 V/m; Power Drift = -0.02 dB

Peak SAR (extrapolated) = 0.423 W/kg

SAR(1 g) = 0.171 W/kg; SAR(10 g) = 0.105 W/kg

Maximum value of SAR (measured) = 0.340 W/kg

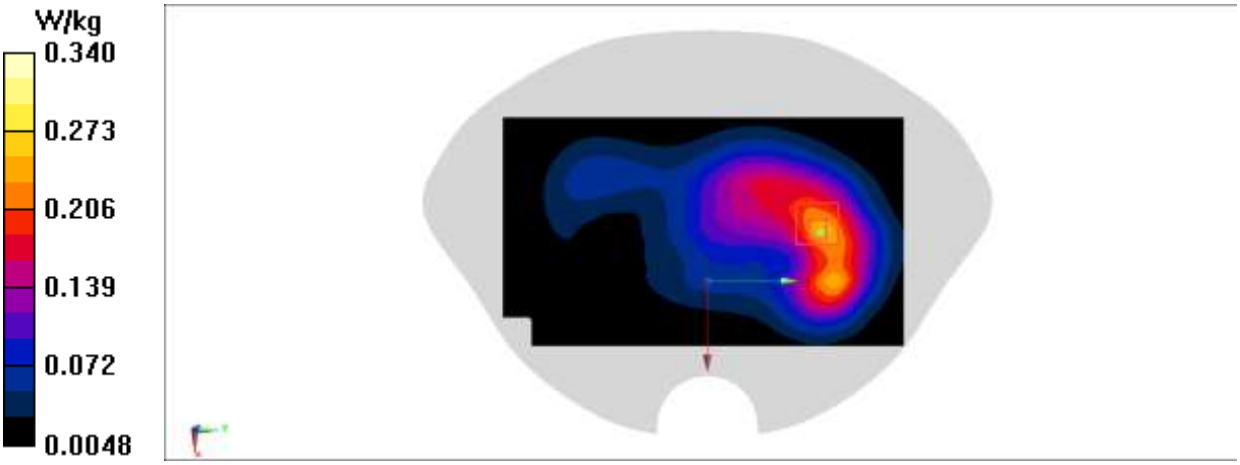

Fig A.54

©Copyright. All rights reserved by CTTL.

WCDMA1900 Body ANT31

Date/Time: 11/28/2021

Electronics: DAE4 Sn549

Medium: H700-6000M

Medium parameters used: f = 1880 MHz; σ = 1.417 S/m; ε_r = 41.643; ρ = 1000 kg/m^3

Ambient Temperature:23.3ºC Liquid Temperature: 22.5ºC

Communication System: UID 0, WCDMA 1900 (0) Frequency: 1880 MHz Duty Cycle: 1:1

Probe: EX3DV4 - SN7464 ConvF(8.15, 8.15, 8.15); Calibrated: 12/18/2020

Area Scan (81x141x1): Interpolated grid: dx=1.500 mm, dy=1.500 mm

Maximum value of SAR (interpolated) = 0.522 W/kg

Zoom Scan (5x5x7)/Cube 0: Measurement grid: dx=8mm, dy=8mm, dz=5mm

Reference Value = 16.31 V/m; Power Drift = -0.11 dB

Peak SAR (extrapolated) = 0.616 W/kg

SAR(1 g) = 0.360 W/kg; SAR(10 g) = 0.207 W/kg

Maximum value of SAR (measured) = 0.513 W/kg

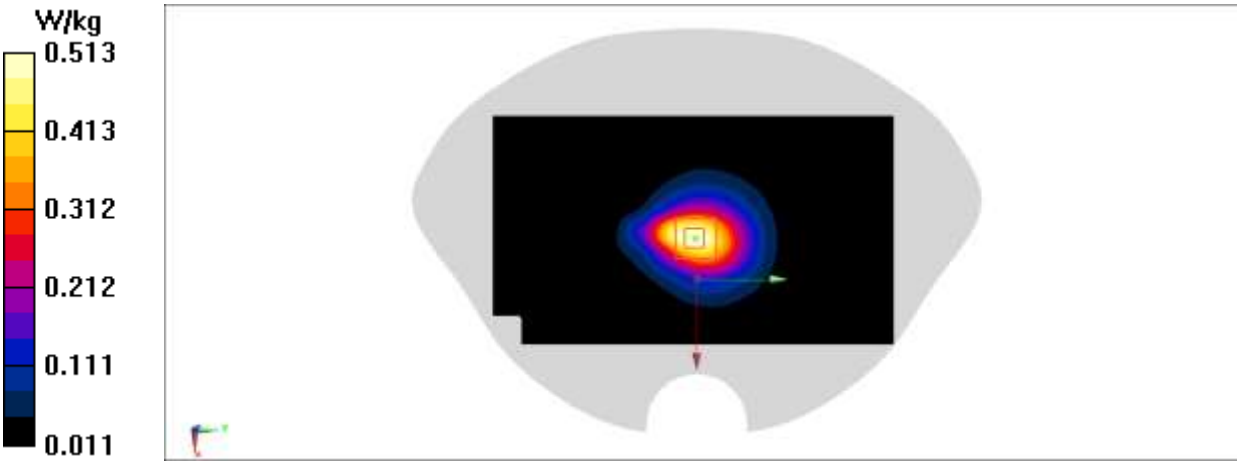

Fig A.55

©Copyright. All rights reserved by CTTL.

WCDMA1900 Body ANT31

Date/Time: 11/28/2021

Electronics: DAE4 Sn549

Medium: H700-6000M

Medium parameters used (interpolated): f = 1852.4 MHz; σ = 1.398 S/m; ε_r = 41.673; ρ = 1000 kg/m^3

Ambient Temperature:23.3ºC Liquid Temperature: 22.5ºC

Communication System: UID 0, WCDMA 1900 (0) Frequency: 1852.4 MHz Duty Cycle: 1:1

Probe: EX3DV4 - SN7464 ConvF(8.15, 8.15, 8.15); Calibrated: 12/18/2020

Area Scan (81x141x1): Interpolated grid: dx=1.500 mm, dy=1.500 mm

Maximum value of SAR (interpolated) = 0.408 W/kg

Zoom Scan (5x5x7)/Cube 0: Measurement grid: dx=8mm, dy=8mm, dz=5mm

Reference Value = 9.484 V/m; Power Drift = 0.13 dB

Peak SAR (extrapolated) = 0.472 W/kg

SAR(1 g) = 0.289 W/kg; SAR(10 g) = 0.180 W/kg

Maximum value of SAR (measured) = 0.406 W/kg

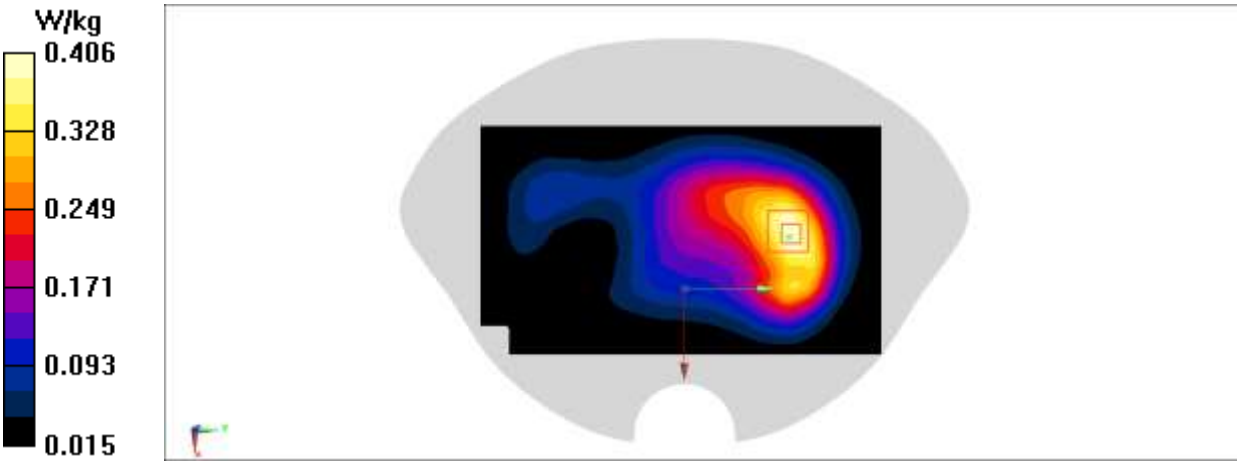

Fig A.56

©Copyright. All rights reserved by CTTL.

WCDMA1700 Body ANT31

Date/Time: 11/28/2021

Electronics: DAE4 Sn549

Medium: H700-6000M

Medium parameters used (interpolated): f = 1752.6 MHz; σ = 1.337 S/m; ε_r = 41.832; ρ = 1000 kg/m^3

Ambient Temperature:23.3ºC Liquid Temperature: 22.5ºC

Communication System: UID 0, WCDMA 1700 Band4 (0) Frequency: 1752.6 MHz Duty Cycle: 1:1

Probe: EX3DV4 - SN7464 ConvF(8.6, 8.6, 8.6); Calibrated: 12/18/2020

Area Scan (81x141x1): Interpolated grid: dx=1.500 mm, dy=1.500 mm

Maximum value of SAR (interpolated) = 0.656 W/kg

Zoom Scan (6x6x7)/Cube 0: Measurement grid: dx=8mm, dy=8mm, dz=5mm

Reference Value = 18.89 V/m; Power Drift = -0.15 dB

Peak SAR (extrapolated) = 0.773 W/kg

SAR(1 g) = 0.461 W/kg; SAR(10 g) = 0.267 W/kg

Maximum value of SAR (measured) = 0.654 W/kg

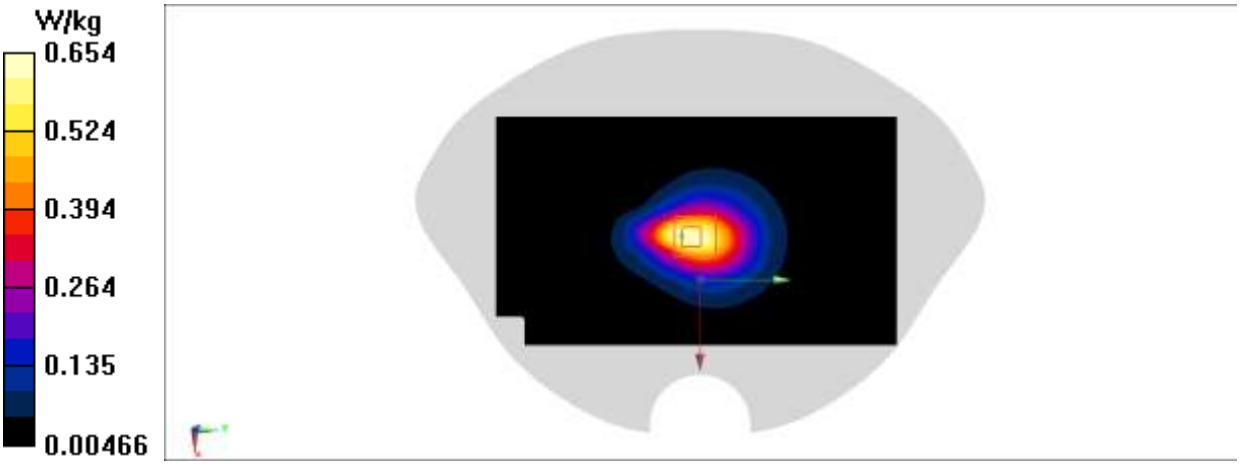

Fig A.57

©Copyright. All rights reserved by CTTL.

WCDMA1700 Body ANT31

Date/Time: 12/14/2021

Electronics: DAE4 Sn549

Medium: H700-6000M

Medium parameters used (interpolated): f = 1732.6 MHz; σ = 1.325 S/m; ε_r = 41.874; ρ = 1000 kg/m^3

Ambient Temperature:23.3ºC Liquid Temperature: 22.5ºC

Communication System: UID 0, WCDMA 1700 Band4 (0) Frequency: 1732.6 MHz Duty Cycle: 1:1

Probe: EX3DV4 - SN7464 ConvF(8.6, 8.6, 8.6); Calibrated: 12/18/2020

Area Scan (81x141x1): Interpolated grid: dx=1.500 mm, dy=1.500 mm

Maximum value of SAR (interpolated) = 0.361 W/kg

Zoom Scan (5x5x7)/Cube 0: Measurement grid: dx=8mm, dy=8mm, dz=5mm

Reference Value = 6.048 V/m; Power Drift = 0.02 dB

Peak SAR (extrapolated) = 0.410 W/kg

SAR(1 g) = 0.259 W/kg; SAR(10 g) = 0.164 W/kg

Maximum value of SAR (measured) = 0.357 W/kg

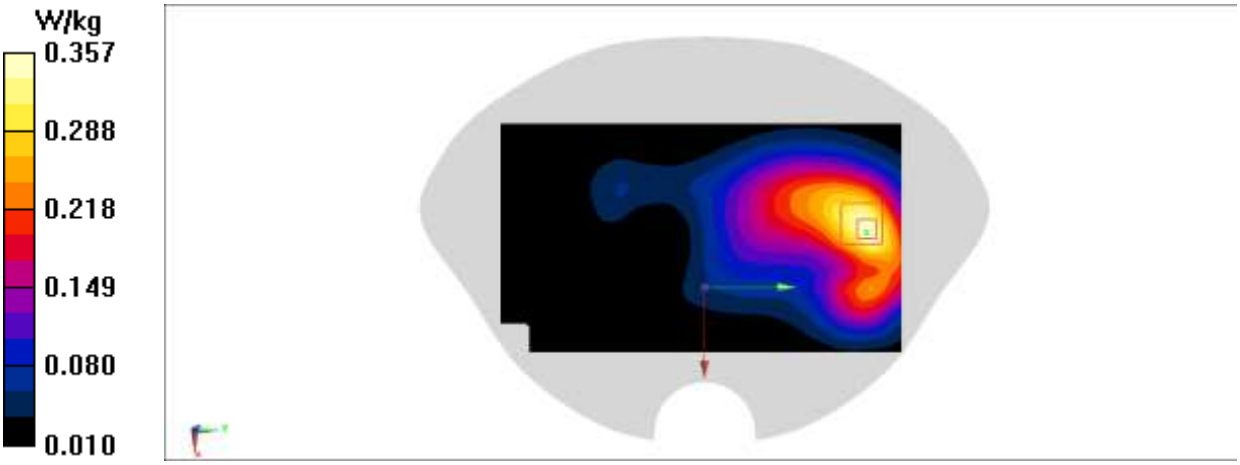

Fig A.58

©Copyright. All rights reserved by CTTL.

WCDMA850 Body ANT41

Date/Time: 11/28/2021

Electronics: DAE4 Sn549

Medium: H700-6000M

Medium parameters used (interpolated): f = 846.6 MHz; σ = 0.839 S/m; ε_r = 44.074; ρ = 1000 kg/m^3

Ambient Temperature:23.3ºC Liquid Temperature: 22.5ºC

Communication System: UID 0, WCDMA 850 (0) Frequency: 846.6 MHz Duty Cycle: 1:1

Probe: EX3DV4 - SN7464 ConvF(10.43, 10.43, 10.43); Calibrated: 12/18/2020

Area Scan (81x141x1): Interpolated grid: dx=1.500 mm, dy=1.500 mm

Maximum value of SAR (interpolated) = 0.457 W/kg

Zoom Scan (6x6x7)/Cube 0: Measurement grid: dx=8mm, dy=8mm, dz=5mm

Reference Value = 12.19 V/m; Power Drift = -0.03 dB

Peak SAR (extrapolated) = 0.541 W/kg

SAR(1 g) = 0.317 W/kg; SAR(10 g) = 0.196 W/kg

Maximum value of SAR (measured) = 0.451 W/kg

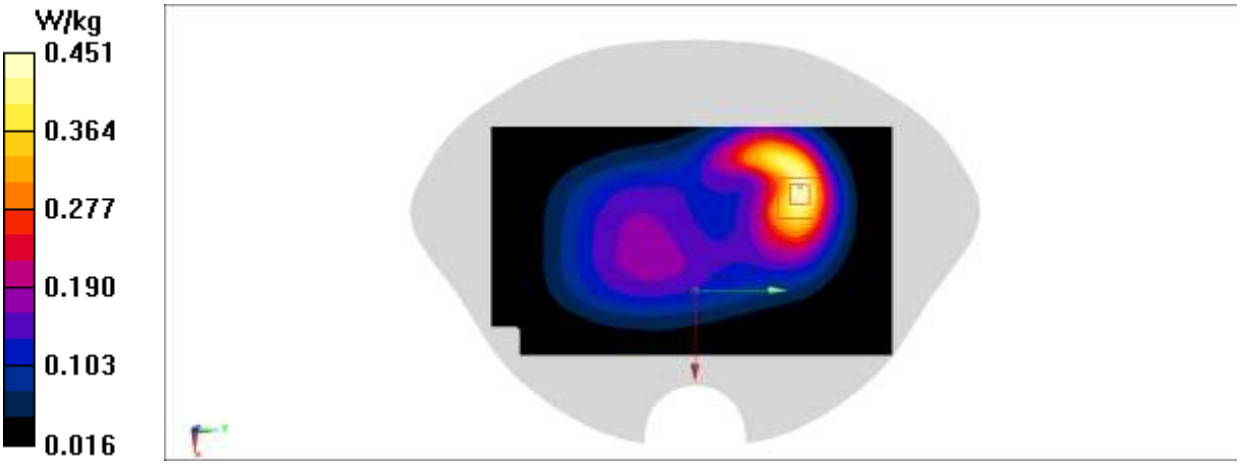

Fig A.59

©Copyright. All rights reserved by CTTL.

LTE Band2 Body ANT31

Date/Time: 11/28/2021

Electronics: DAE4 Sn549

Medium: H700-6000M

Medium parameters used: f = 1880 MHz; σ = 1.417 S/m; ε_r = 41.643; ρ = 1000 kg/m^3

Ambient Temperature:23.3ºC Liquid Temperature: 22.5ºC

Communication System: UID 0, LTE Band2(20MB) (0) Frequency: 1880 MHz Duty Cycle: 1:1

Probe: EX3DV4 - SN7464 ConvF(8.15, 8.15, 8.15); Calibrated: 12/18/2020

Area Scan (81x141x1): Interpolated grid: dx=1.500 mm, dy=1.500 mm

Maximum value of SAR (interpolated) = 0.603 W/kg

Zoom Scan (5x5x7)/Cube 0: Measurement grid: dx=8mm, dy=8mm, dz=5mm

Reference Value = 17.39 V/m; Power Drift = -0.14 dB

Peak SAR (extrapolated) = 0.707 W/kg

SAR(1 g) = 0.415 W/kg; SAR(10 g) = 0.237 W/kg

Maximum value of SAR (measured) = 0.596 W/kg

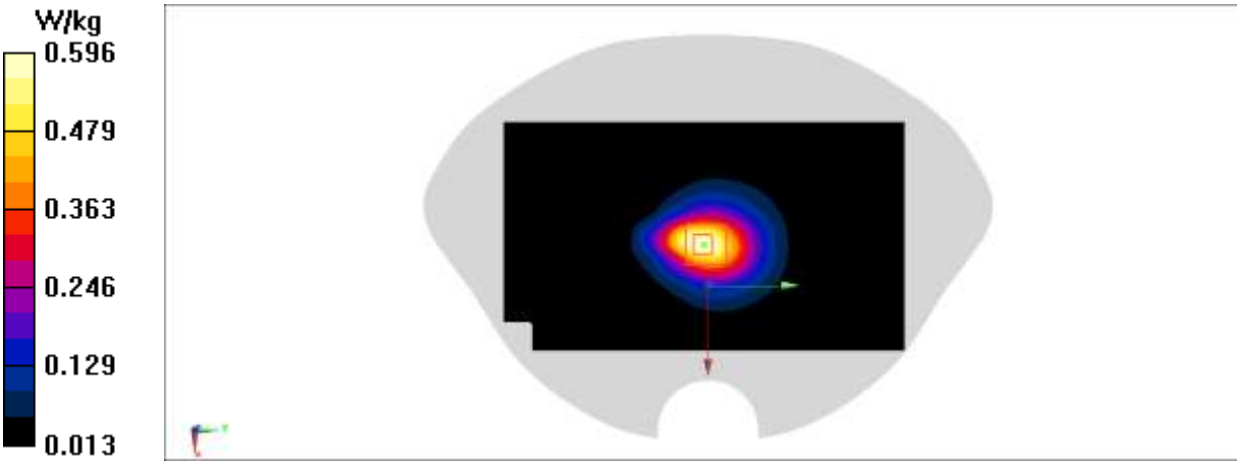

Fig A.60

©Copyright. All rights reserved by CTTL.

LTE Band2 Body ANT31

Date/Time: 12/13/2021

Electronics: DAE4 Sn549

Medium: H700-6000M

Medium parameters used: f = 1880 MHz; σ = 1.422 S/m; ε_r = 41.647; ρ = 1000 kg/m^3

Ambient Temperature:23.3ºC Liquid Temperature: 22.5ºC

Communication System: UID 0, LTE Band2(20MB) (0) Frequency: 1880 MHz Duty Cycle: 1:1

Probe: EX3DV4 - SN7464 ConvF(8.15, 8.15, 8.15); Calibrated: 12/18/2020

Area Scan (81x141x1): Interpolated grid: dx=1.500 mm, dy=1.500 mm

Maximum value of SAR (interpolated) = 0.295 W/kg

Zoom Scan (5x5x7)/Cube 0: Measurement grid: dx=8mm, dy=8mm, dz=5mm

Reference Value = 8.401 V/m; Power Drift = 0.03 dB

Peak SAR (extrapolated) = 0.343 W/kg

SAR(1 g) = 0.209 W/kg; SAR(10 g) = 0.129 W/kg

Maximum value of SAR (measured) = 0.292 W/kg

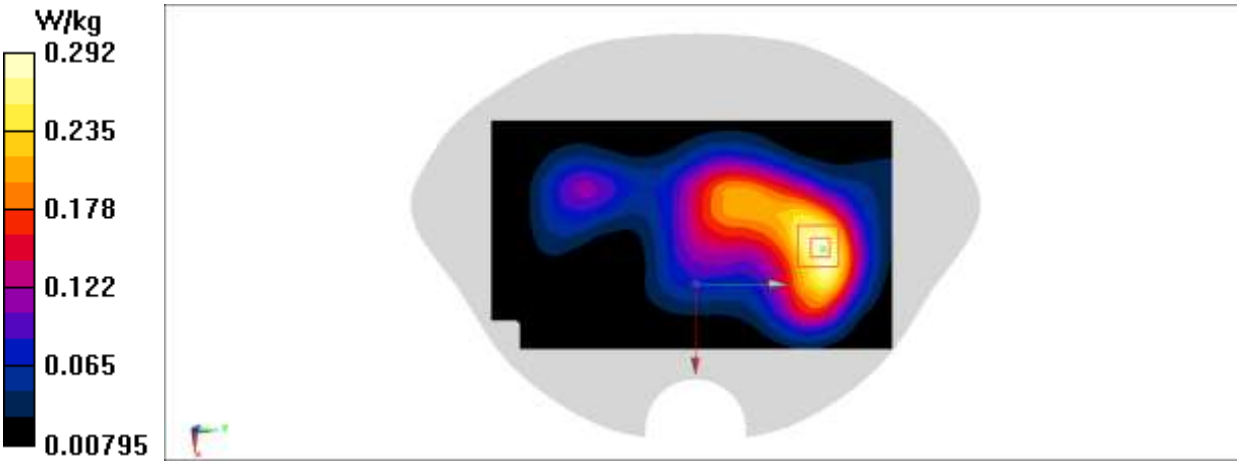

Fig A.61

©Copyright. All rights reserved by CTTL.

LTE Band4 Body ANT31

Date/Time: 11/28/2021
Electronics: DAE4 Sn549
Medium: H700-6000M
Medium parameters used: f = 1745 MHz; σ = 1.333 S/m; ε_r = 41.849; ρ = 1000 kg/m^3
Ambient Temperature:23.3ºC Liquid Temperature: 22.5ºC
Communication System: UID 0, LTE Band4 (0) Frequency: 1745 MHz Duty Cycle: 1:1
Probe: EX3DV4 - SN7464 ConvF(8.6, 8.6, 8.6); Calibrated: 12/18/2020

Area Scan (81x141x1): Interpolated grid: dx=1.500 mm, dy=1.500 mm
Maximum value of SAR (interpolated) = 0.612 W/kg

Zoom Scan (6x6x7)/Cube 0: Measurement grid: dx=8mm, dy=8mm, dz=5mm
Reference Value = 18.10 V/m; Power Drift = -0.15 dB
Peak SAR (extrapolated) = 0.714 W/kg
SAR(1 g) = 0.425 W/kg; SAR(10 g) = 0.246 W/kg
Maximum value of SAR (measured) = 0.604 W/kg

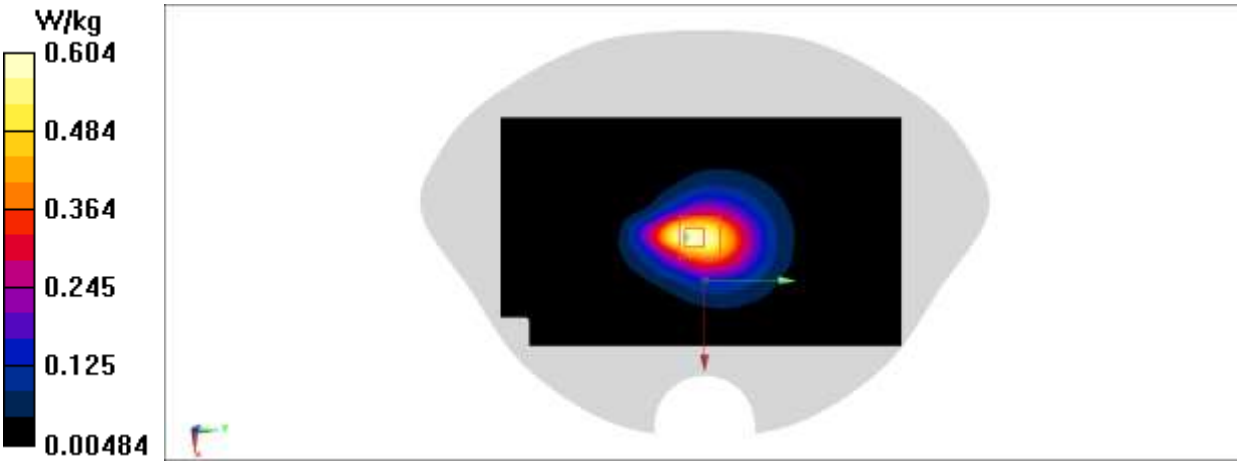

Fig A.62

©Copyright. All rights reserved by CTTL.

LTE Band4 Body ANT31

Date/Time: 12/13/2021

Electronics: DAE4 Sn549

Medium: H700-6000M

Medium parameters used: f = 1745 MHz; σ = 1.338 S/m; ε_r = 41.853; ρ = 1000 kg/m^3

Ambient Temperature:23.3ºC Liquid Temperature: 22.5ºC

Communication System: UID 0, LTE Band4 (0) Frequency: 1745 MHz Duty Cycle: 1:1

Probe: EX3DV4 - SN7464 ConvF(8.6, 8.6, 8.6); Calibrated: 12/18/2020

Area Scan (81x141x1): Interpolated grid: dx=1.500 mm, dy=1.500 mm

Maximum value of SAR (interpolated) = 0.304 W/kg

Zoom Scan (5x5x7)/Cube 0: Measurement grid: dx=8mm, dy=8mm, dz=5mm

Reference Value = 7.904 V/m; Power Drift = 0.02 dB

Peak SAR (extrapolated) = 0.365 W/kg

SAR(1 g) = 0.226 W/kg; SAR(10 g) = 0.138 W/kg

Maximum value of SAR (measured) = 0.313 W/kg

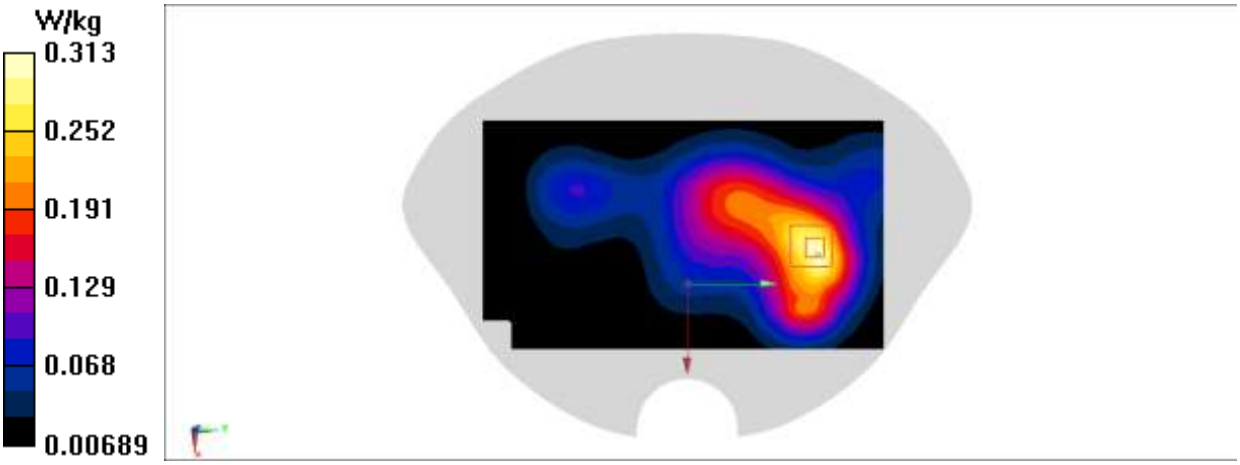

Fig A.63

©Copyright. All rights reserved by CTTL.

LTE Band5 Body ANT41

Date/Time: 11/28/2021

Electronics: DAE4 Sn549

Medium: H700-6000M

Medium parameters used (interpolated): f = 829 MHz; σ = 0.831 S/m; ε_r = 44.129; ρ = 1000 kg/m^3

Ambient Temperature:23.3ºC Liquid Temperature: 22.5ºC

Communication System: UID 0, LTE Band5 (0) Frequency: 829 MHz Duty Cycle: 1:1

Probe: EX3DV4 - SN7464 ConvF(10.43, 10.43, 10.43); Calibrated: 12/18/2020

Area Scan (81x141x1): Interpolated grid: dx=1.500 mm, dy=1.500 mm

Maximum value of SAR (interpolated) = 0.346 W/kg

Zoom Scan (6x6x7)/Cube 0: Measurement grid: dx=8mm, dy=8mm, dz=5mm

Reference Value = 11.11 V/m; Power Drift = 0.01 dB

Peak SAR (extrapolated) = 0.412 W/kg

SAR(1 g) = 0.241 W/kg; SAR(10 g) = 0.149 W/kg

Maximum value of SAR (measured) = 0.345 W/kg

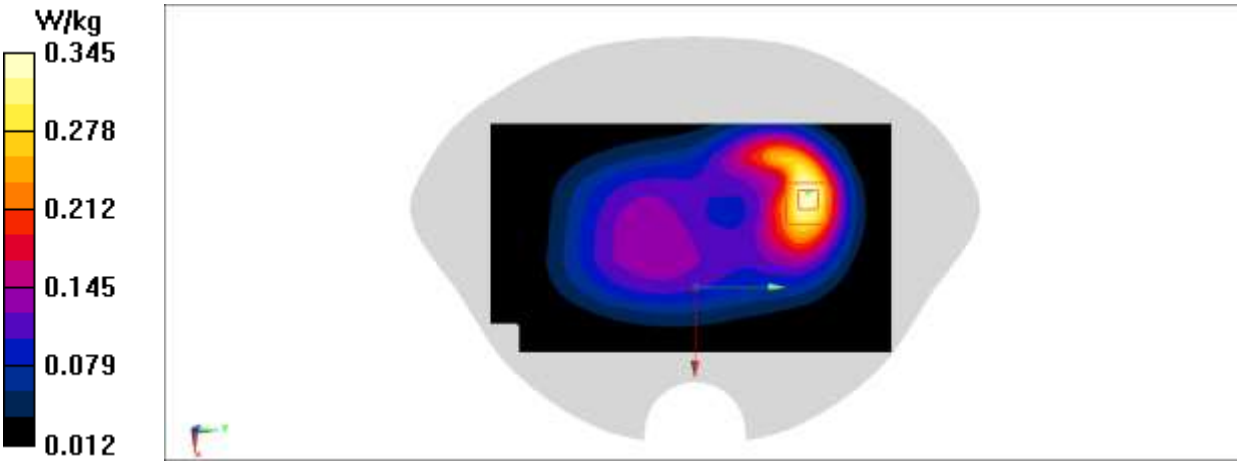

Fig A.64

©Copyright. All rights reserved by CTTL.

LTE Band7 Body ANT31

Date/Time: 11/28/2021

Electronics: DAE4 Sn549

Medium: H700-6000M

Medium parameters used: f = 2560 MHz; σ = 1.969 S/m; ε_r = 40.4; ρ = 1000 kg/m^3

Ambient Temperature:23.3ºC Liquid Temperature: 22.5ºC

Communication System: UID 0, LTE Band7-20M (0) Frequency: 2560 MHz Duty Cycle: 1:1

Probe: EX3DV4 - SN7464 ConvF(7.47, 7.47, 7.47); Calibrated: 12/18/2020

Area Scan (101x171x1): Interpolated grid: dx=1.200 mm, dy=1.200 mm

Maximum value of SAR (interpolated) = 0.347 W/kg

Zoom Scan (7x8x7)/Cube 0: Measurement grid: dx=5mm, dy=5mm, dz=5mm

Reference Value = 4.461 V/m; Power Drift = 0.07 dB

Peak SAR (extrapolated) = 0.402 W/kg

SAR(1 g) = 0.217 W/kg; SAR(10 g) = 0.119 W/kg

Maximum value of SAR (measured) = 0.328 W/kg

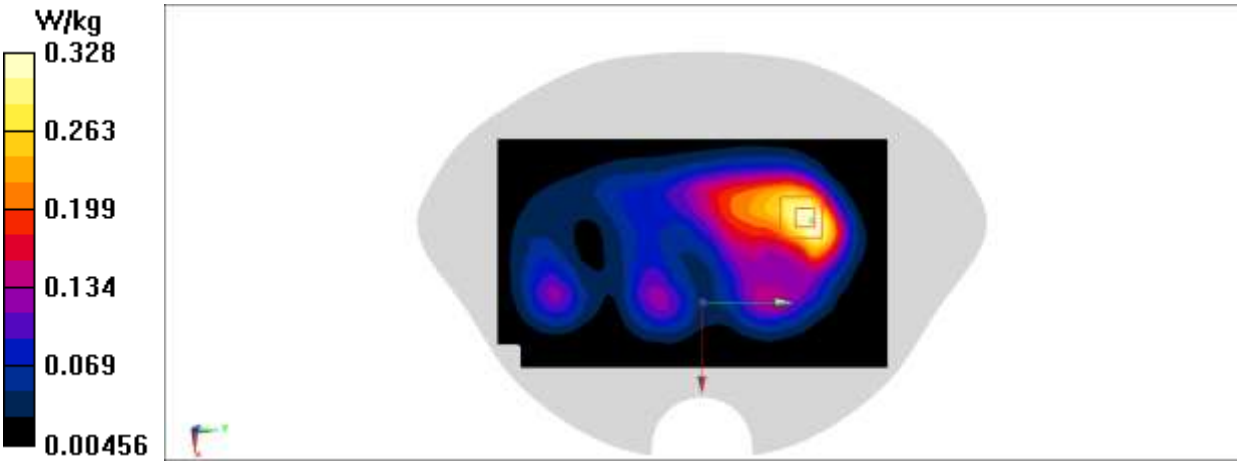

Fig A.65

©Copyright. All rights reserved by CTTL.

LTE Band7 Body ANT31

Date/Time: 12/13/2021

Electronics: DAE4 Sn549

Medium: H700-6000M

Medium parameters used: f = 2560 MHz; σ = 1.969 S/m; ε_r = 40.404; ρ = 1000 kg/m^3

Ambient Temperature:23.3ºC Liquid Temperature: 22.5ºC

Communication System: UID 0, LTE Band7-20M (0) Frequency: 2560 MHz Duty Cycle: 1:1

Probe: EX3DV4 - SN7464 ConvF(7.47, 7.47, 7.47); Calibrated: 12/18/2020

Area Scan (101x171x1): Interpolated grid: dx=1.200 mm, dy=1.200 mm

Maximum value of SAR (interpolated) = 0.209 W/kg

Zoom Scan (7x7x7)/Cube 0: Measurement grid: dx=5mm, dy=5mm, dz=5mm

Reference Value = 3.931 V/m; Power Drift = -0.07 dB

Peak SAR (extrapolated) = 0.253 W/kg

SAR(1 g) = 0.136 W/kg; SAR(10 g) = 0.072 W/kg

Maximum value of SAR (measured) = 0.209 W/kg

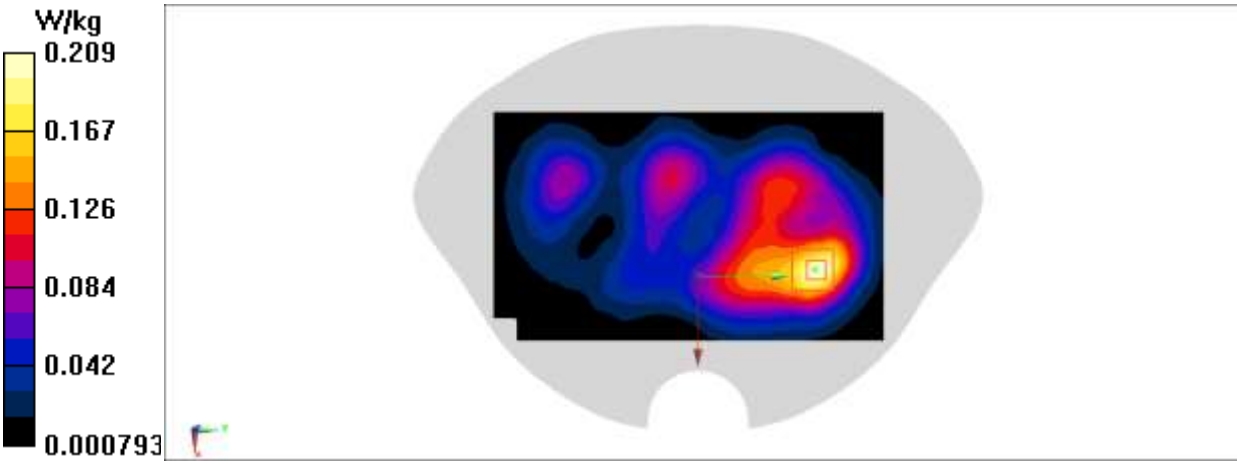

Fig A.66

©Copyright. All rights reserved by CTTL.

LTE Band12 Body ANT41

Date/Time: 12/10/2021

Electronics: DAE4 Sn549

Medium: H700-6000M

Medium parameters used (interpolated): f = 704 MHz; σ = 0.805 S/m; ε_r = 44.572; ρ = 1000 kg/m^3

Ambient Temperature:23.3ºC Liquid Temperature: 22.5ºC

Communication System: UID 0, LTE Band12 (0) Frequency: 704 MHz Duty Cycle: 1:1

Probe: EX3DV4 - SN7464 ConvF(10.43, 10.43, 10.43); Calibrated: 12/18/2020

Area Scan (81x141x1): Interpolated grid: dx=1.500 mm, dy=1.500 mm

Maximum value of SAR (interpolated) = 0.245 W/kg

Zoom Scan (6x6x7)/Cube 0: Measurement grid: dx=8mm, dy=8mm, dz=5mm

Reference Value = 14.91 V/m; Power Drift = 0.01 dB

Peak SAR (extrapolated) = 0.296 W/kg

SAR(1 g) = 0.184 W/kg; SAR(10 g) = 0.123 W/kg

Maximum value of SAR (measured) = 0.248 W/kg

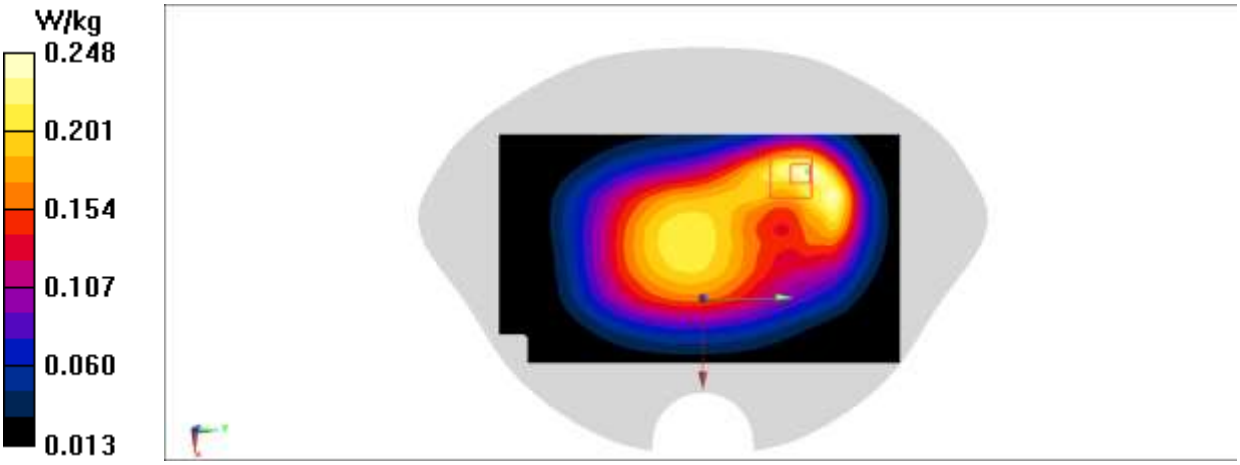

Fig A.67

©Copyright. All rights reserved by CTTL.

LTE Band13 Body ANT41

Date/Time: 11/28/2021

Electronics: DAE4 Sn549

Medium: H700-6000M

Medium parameters used (interpolated): f = 782 MHz; σ = 0.811 S/m; ε_r = 44.295; ρ = 1000 kg/m^3

Ambient Temperature:23.3ºC Liquid Temperature: 22.5ºC

Communication System: UID 0, LTE Band13 (0) Frequency: 782 MHz Duty Cycle: 1:1

Probe: EX3DV4 - SN7464 ConvF(10.43, 10.43, 10.43); Calibrated: 12/18/2020

Area Scan (81x141x1): Interpolated grid: dx=1.500 mm, dy=1.500 mm

Maximum value of SAR (interpolated) = 0.179 W/kg

Zoom Scan (5x5x7)/Cube 0: Measurement grid: dx=8mm, dy=8mm, dz=5mm

Reference Value = 9.499 V/m; Power Drift = 0.00 dB

Peak SAR (extrapolated) = 0.219 W/kg

SAR(1 g) = 0.125 W/kg; SAR(10 g) = 0.077 W/kg

Maximum value of SAR (measured) = 0.181 W/kg

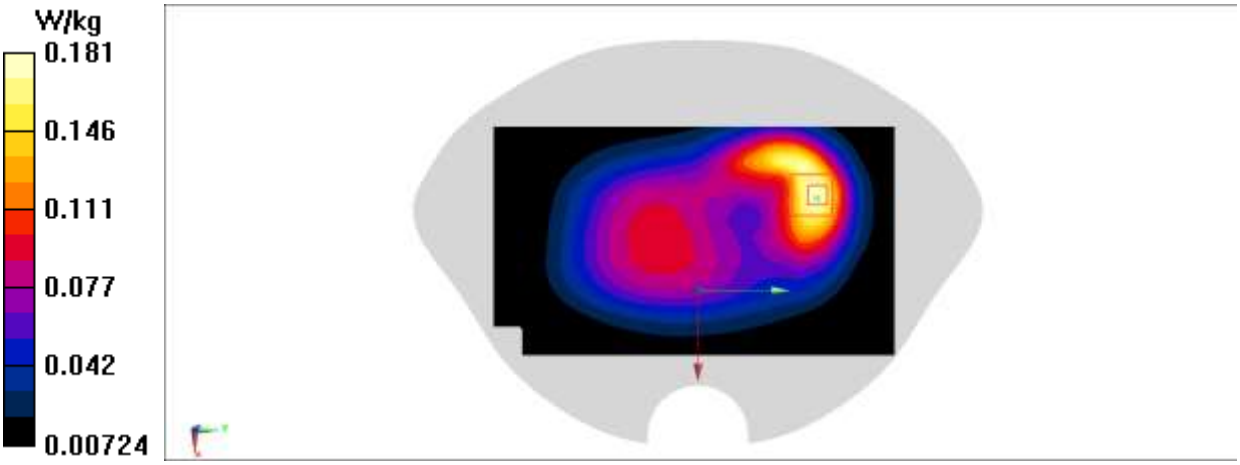

Fig A.68

©Copyright. All rights reserved by CTTL.

LTE Band38 Body ANT31

Date/Time: 12/13/2021

Electronics: DAE4 Sn549

Medium: H700-6000M

Medium parameters used: f = 2580 MHz; σ = 1.986 S/m; ε_r = 40.36; ρ = 1000 kg/m^3

Ambient Temperature:23.3ºC Liquid Temperature: 22.5ºC

Communication System: UID 0, LTE Band38 20M (0) Frequency: 2580 MHz Duty Cycle: 1:1.5787

Probe: EX3DV4 - SN7464 ConvF(7.47, 7.47, 7.47); Calibrated: 12/18/2020

Area Scan (101x171x1): Interpolated grid: dx=1.200 mm, dy=1.200 mm

Maximum value of SAR (interpolated) = 0.368 W/kg

Zoom Scan (7x7x7)/Cube 0: Measurement grid: dx=5mm, dy=5mm, dz=5mm

Reference Value = 3.787 V/m; Power Drift = 0.08 dB

Peak SAR (extrapolated) = 0.428 W/kg

SAR(1 g) = 0.233 W/kg; SAR(10 g) = 0.119 W/kg

Maximum value of SAR (measured) = 0.358 W/kg

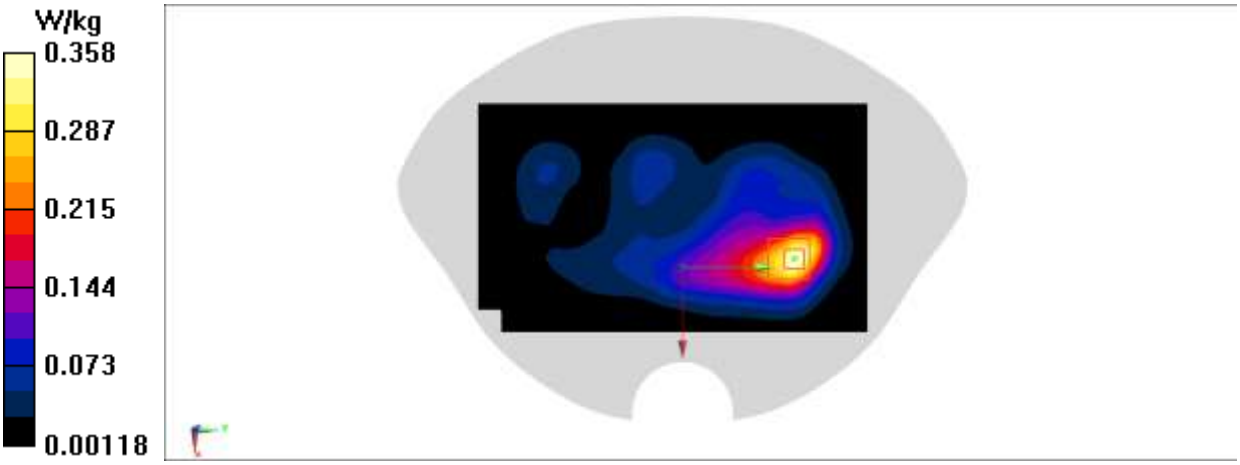

Fig A.69

©Copyright. All rights reserved by CTTL.

LTE Band41 Body ANT31

Date/Time: 11/25/2021

Electronics: DAE4 Sn549

Medium: H700-6000M

Medium parameters used: f = 2680 MHz; σ = 2.11 S/m; ε_r = 40.047; ρ = 1000 kg/m^3

Ambient Temperature:23.3ºC Liquid Temperature: 22.5ºC

Communication System: UID 0, LTE Band41 (0) Frequency: 2680 MHz Duty Cycle: 1:1.5787

Probe: EX3DV4 - SN7464 ConvF(7.47, 7.47, 7.47); Calibrated: 12/18/2020

Area Scan (101x171x1): Interpolated grid: dx=1.200 mm, dy=1.200 mm

Maximum value of SAR (interpolated) = 0.428 W/kg

Zoom Scan (7x8x7)/Cube 0: Measurement grid: dx=5mm, dy=5mm, dz=5mm

Reference Value = 5.491 V/m; Power Drift = -0.09 dB

Peak SAR (extrapolated) = 0.525 W/kg

SAR(1 g) = 0.282 W/kg; SAR(10 g) = 0.143 W/kg

Maximum value of SAR (measured) = 0.435 W/kg

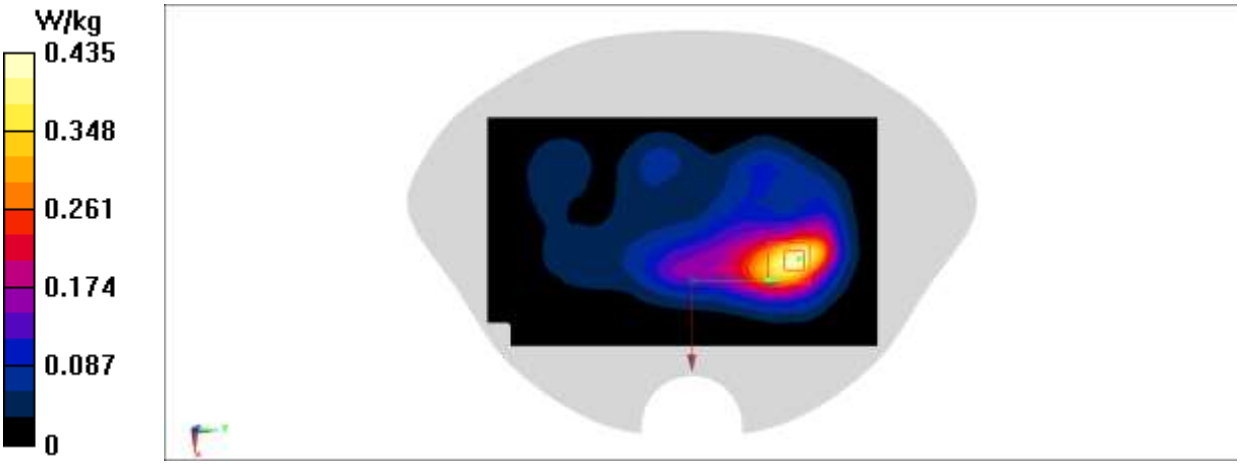

Fig A.70

©Copyright. All rights reserved by CTTL.

LTE Band66 Body ANT31

Date/Time: 11/28/2021
Electronics: DAE4 Sn549
Medium: H700-6000M
Medium parameters used: f = 1720 MHz; σ = 1.317 S/m; ε_r = 41.902; ρ = 1000 kg/m^3
Ambient Temperature:23.3ºC Liquid Temperature: 22.5ºC
Communication System: UID 0, LTE Band66 (0) Frequency: 1720 MHz Duty Cycle: 1:1
Probe: EX3DV4 - SN7464 ConvF(8.6, 8.6, 8.6); Calibrated: 12/18/2020

Area Scan (81x141x1): Interpolated grid: dx=1.500 mm, dy=1.500 mm
Maximum value of SAR (interpolated) = 0.546 W/kg

Zoom Scan (5x5x7)/Cube 0: Measurement grid: dx=8mm, dy=8mm, dz=5mm
Reference Value = 16.24 V/m; Power Drift = 0.11 dB
Peak SAR (extrapolated) = 0.617 W/kg
SAR(1 g) = 0.368 W/kg; SAR(10 g) = 0.214 W/kg
Maximum value of SAR (measured) = 0.531 W/kg

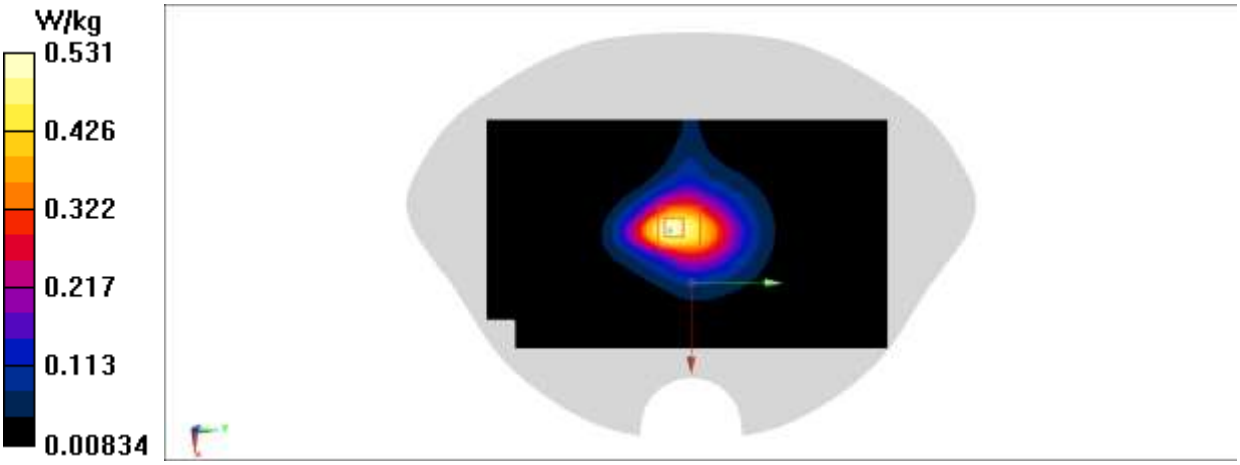

Fig A.71

©Copyright. All rights reserved by CTTL.

LTE Band66 Body ANT31

Date/Time: 12/13/2021
Electronics: DAE4 Sn549
Medium: H700-6000M
Medium parameters used: f = 1720 MHz; σ = 1.322 S/m; ε_r = 41.906; ρ = 1000 kg/m^3
Ambient Temperature:23.3ºC Liquid Temperature: 22.5ºC
Communication System: UID 0, LTE Band66 (0) Frequency: 1720 MHz Duty Cycle: 1:1
Probe: EX3DV4 - SN7464 ConvF(8.6, 8.6, 8.6); Calibrated: 12/18/2020

Area Scan (81x141x1): Interpolated grid: dx=1.500 mm, dy=1.500 mm
Maximum value of SAR (interpolated) = 0.260 W/kg

Zoom Scan (5x5x7)/Cube 0: Measurement grid: dx=8mm, dy=8mm, dz=5mm
Reference Value = 6.913 V/m; Power Drift = 0.01 dB
Peak SAR (extrapolated) = 0.319 W/kg
SAR(1 g) = 0.196 W/kg; SAR(10 g) = 0.120 W/kg
Maximum value of SAR (measured) = 0.275 W/kg

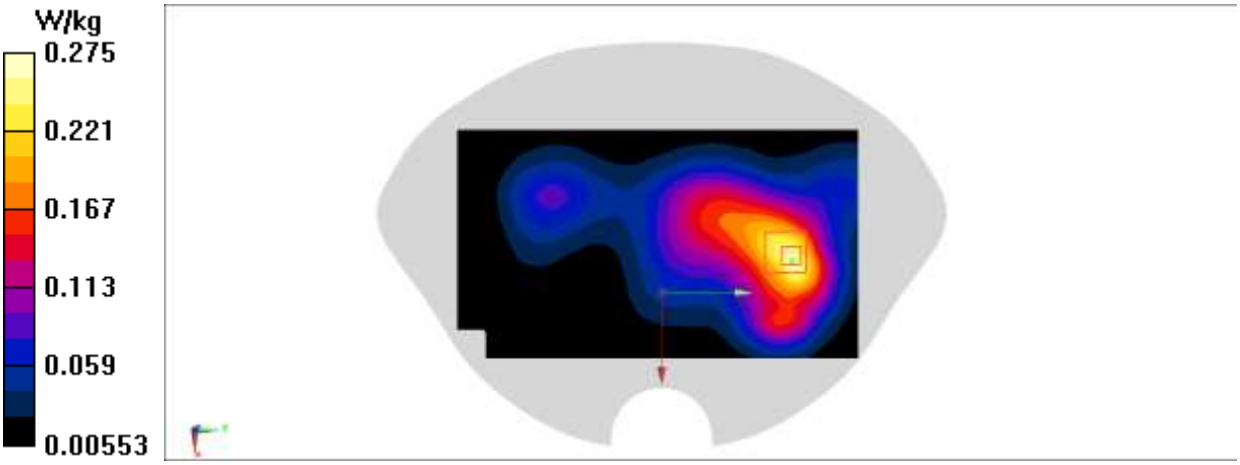

Fig A.72

©Copyright. All rights reserved by CTTL.

N7 Head ANT11

Date/Time: 12/10/2021

Electronics: DAE4 Sn549

Medium: H700-6000M

Medium parameters used: f = 2560 MHz; σ = 1.969 S/m; ε_r = 40.404; ρ = 1000 kg/m^3

Ambient Temperature:23.3ºC Liquid Temperature: 22.5ºC

Communication System: UID 0, 5G n7 (0) Frequency: 2560 MHz Duty Cycle: 1:1

Probe: EX3DV4 - SN7464 ConvF(7.47, 7.47, 7.47); Calibrated: 12/18/2020

Area Scan (91x171x1): Interpolated grid: dx=1.200 mm, dy=1.200 mm

Maximum value of SAR (interpolated) = 0.324 W/kg

Zoom Scan (8x7x7)/Cube 0: Measurement grid: dx=5mm, dy=5mm, dz=5mm

Reference Value = 3.254 V/m; Power Drift = 0.15 dB

Peak SAR (extrapolated) = 0.574 W/kg

SAR(1 g) = 0.251 W/kg; SAR(10 g) = 0.105 W/kg

Maximum value of SAR (measured) = 0.424 W/kg

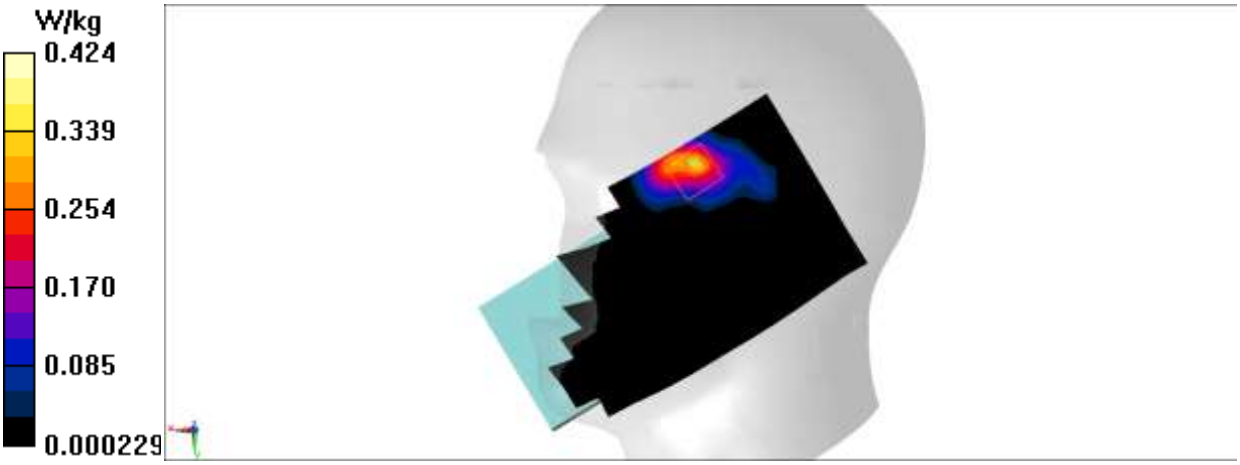

Fig A.73

©Copyright. All rights reserved by CTTL.

N7 Head ANT13

Date/Time: 12/10/2021

Electronics: DAE4 Sn549

Medium: H700-6000M

Medium parameters used: f = 2560 MHz; σ = 1.969 S/m; ε_r = 40.404; ρ = 1000 kg/m^3

Ambient Temperature:23.3ºC Liquid Temperature: 22.5ºC

Communication System: UID 0, 5G n7 (0) Frequency: 2560 MHz Duty Cycle: 1:1

Probe: EX3DV4 - SN7464 ConvF(7.47, 7.47, 7.47); Calibrated: 12/18/2020

Area Scan (91x171x1): Interpolated grid: dx=1.200 mm, dy=1.200 mm

Maximum value of SAR (interpolated) = 0.859 W/kg

Zoom Scan (7x7x7)/Cube 0: Measurement grid: dx=5mm, dy=5mm, dz=5mm

Reference Value = 4.189 V/m; Power Drift = 0.18 dB

Peak SAR (extrapolated) = 0.971 W/kg

SAR(1 g) = 0.436 W/kg; SAR(10 g) = 0.200 W/kg

Maximum value of SAR (measured) = 0.760 W/kg



Fig A.74

©Copyright. All rights reserved by CTTL.

N66 Head ANT11

Date/Time: 12/11/2021

Electronics: DAE4 Sn549

Medium: H700-6000M

Medium parameters used: f = 1730 MHz; σ = 1.328 S/m; ε_r = 41.884; ρ = 1000 kg/m^3

Ambient Temperature:23.3ºC Liquid Temperature: 22.5ºC

Communication System: UID 0, 5G N66 (0) Frequency: 1730 MHz Duty Cycle: 1:1

Probe: EX3DV4 - SN7464 ConvF(8.6, 8.6, 8.6); Calibrated: 12/18/2020

Area Scan (81x141x1): Interpolated grid: dx=1.500 mm, dy=1.500 mm

Maximum value of SAR (interpolated) = 0.143 W/kg

Zoom Scan (5x6x7)/Cube 0: Measurement grid: dx=8mm, dy=8mm, dz=5mm

Reference Value = 3.011 V/m; Power Drift = 0.01 dB

Peak SAR (extrapolated) = 0.171 W/kg

SAR(1 g) = 0.082 W/kg; SAR(10 g) = 0.041 W/kg

Maximum value of SAR (measured) = 0.130 W/kg



Fig A.75

©Copyright. All rights reserved by CTTL.

N66 Head ANT13

Date/Time: 12/11/2021

Electronics: DAE4 Sn549

Medium: H700-6000M

Medium parameters used: f = 1730 MHz; σ = 1.328 S/m; ε_r = 41.884; ρ = 1000 kg/m^3

Ambient Temperature:23.3ºC Liquid Temperature: 22.5ºC

Communication System: UID 0, 5G N66 (0) Frequency: 1730 MHz Duty Cycle: 1:1

Probe: EX3DV4 - SN7464 ConvF(8.6, 8.6, 8.6); Calibrated: 12/18/2020

Area Scan (81x141x1): Interpolated grid: dx=1.500 mm, dy=1.500 mm

Maximum value of SAR (interpolated) = 0.519 W/kg

Zoom Scan (7x7x7)/Cube 0: Measurement grid: dx=5mm, dy=5mm, dz=5mm

Reference Value = 10.87 V/m; Power Drift = -0.11 dB

Peak SAR (extrapolated) = 0.846 W/kg

SAR(1 g) = 0.413 W/kg; SAR(10 g) = 0.191 W/kg

Maximum value of SAR (measured) = 0.467 W/kg

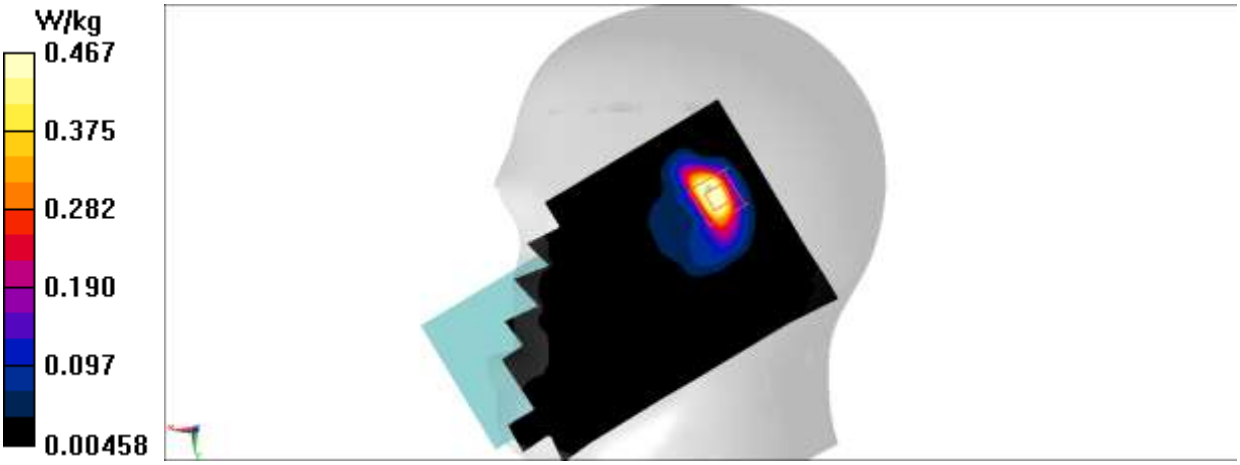

Fig A.76

©Copyright. All rights reserved by CTTL.

N77 3450MHz-3550MHz Head ANT11

Date/Time: 12/11/2021

Electronics: DAE4 Sn549

Medium: H700-6000M

Medium parameters used (interpolated): f = 3500.01 MHz; σ = 2.781 S/m; ε_r = 38.49; ρ = 1000 kg/m^3

Ambient Temperature:23.3ºC Liquid Temperature: 22.5ºC

Communication System: UID 0, 5g n77 (0) Frequency: 3500.01 MHz Duty Cycle: 1:1

Probe: EX3DV4 - SN7464 ConvF(7.02, 7.02, 7.02); Calibrated: 12/18/2020

Area Scan (111x121x1): Interpolated grid: dx=1.000 mm, dy=1.000 mm

Maximum value of SAR (interpolated) = 0.456 W/kg

Zoom Scan (7x8x7)/Cube 0: Measurement grid: dx=4mm, dy=4mm, dz=1.4mm

Reference Value = 1.526 V/m; Power Drift = 0.02 dB

Peak SAR (extrapolated) = 0.651 W/kg

SAR(1 g) = 0.230 W/kg; SAR(10 g) = 0.073 W/kg

Maximum value of SAR (measured) = 0.476 W/kg



Fig A.77

©Copyright. All rights reserved by CTTL.

N77 3450MHz-3550MHz Head ANT12

Date/Time: 12/11/2021

Electronics: DAE4 Sn549

Medium: H700-6000M

Medium parameters used (interpolated): f = 3500.01 MHz; σ = 2.781 S/m; ε_r = 38.49; ρ = 1000 kg/m^3

Ambient Temperature:23.3ºC Liquid Temperature: 22.5ºC

Communication System: UID 0, 5g n77 (0) Frequency: 3500.01 MHz Duty Cycle: 1:1

Probe: EX3DV4 - SN7464 ConvF(7.02, 7.02, 7.02); Calibrated: 12/18/2020

Area Scan (111x121x1): Interpolated grid: dx=1.000 mm, dy=1.000 mm

Maximum value of SAR (interpolated) = 0.723 W/kg

Zoom Scan (7x8x7)/Cube 0: Measurement grid: dx=4mm, dy=4mm, dz=1.4mm

Reference Value = 5.440 V/m; Power Drift = -0.08 dB

Peak SAR (extrapolated) = 0.960 W/kg

SAR(1 g) = 0.367 W/kg; SAR(10 g) = 0.135 W/kg

Maximum value of SAR (measured) = 0.695 W/kg

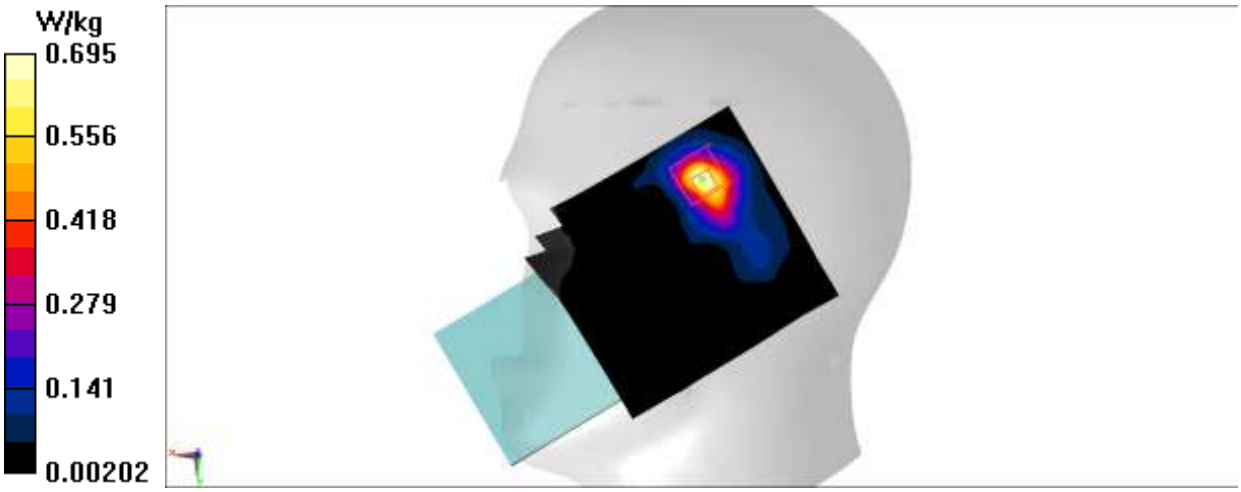

Fig A.78

©Copyright. All rights reserved by CTTL.

N77 3750MHz-3980MHz Head ANT11

Date/Time: 12/11/2021

Electronics: DAE4 Sn549

Medium: H700-6000M

Medium parameters used: f = 3705 MHz; σ = 2.988 S/m; ε_r = 38.323; ρ = 1000 kg/m^3

Ambient Temperature:23.3ºC Liquid Temperature: 22.5ºC

Communication System: UID 0, 5g n77 (0) Frequency: 3705 MHz Duty Cycle: 1:1

Probe: EX3DV4 - SN7464 ConvF(6.68, 6.68, 6.68); Calibrated: 12/18/2020

Area Scan (111x121x1): Interpolated grid: dx=1.000 mm, dy=1.000 mm

Maximum value of SAR (interpolated) = 0.662 W/kg

Zoom Scan (7x8x7)/Cube 0: Measurement grid: dx=4mm, dy=4mm, dz=1.4mm

Reference Value = 2.494 V/m; Power Drift = 0.09 dB

Peak SAR (extrapolated) = 0.982 W/kg

SAR(1 g) = 0.334 W/kg; SAR(10 g) = 0.124 W/kg

Maximum value of SAR (measured) = 0.707 W/kg



Fig A.79

©Copyright. All rights reserved by CTTL.

N77 3750MHz-3980MHz Head ANT12

Date/Time: 12/11/2021

Electronics: DAE4 Sn549

Medium: H700-6000M

Medium parameters used: f = 3705 MHz; σ = 2.988 S/m; ε_r = 38.323; ρ = 1000 kg/m^3

Ambient Temperature:23.3ºC Liquid Temperature: 22.5ºC

Communication System: UID 0, 5g n77 (0) Frequency: 3705 MHz Duty Cycle: 1:1

Probe: EX3DV4 - SN7464 ConvF(6.68, 6.68, 6.68); Calibrated: 12/18/2020

Area Scan (111x121x1): Interpolated grid: dx=1.000 mm, dy=1.000 mm

Maximum value of SAR (interpolated) = 1.31 W/kg

Zoom Scan (10x8x7)/Cube 0: Measurement grid: dx=4mm, dy=4mm, dz=1.4mm

Reference Value = 4.862 V/m; Power Drift = 0.08 dB

Peak SAR (extrapolated) = 0.700 W/kg

SAR(1 g) = 0.248 W/kg; SAR(10 g) = 0.091 W/kg

Maximum value of SAR (measured) = 0.510 W/kg

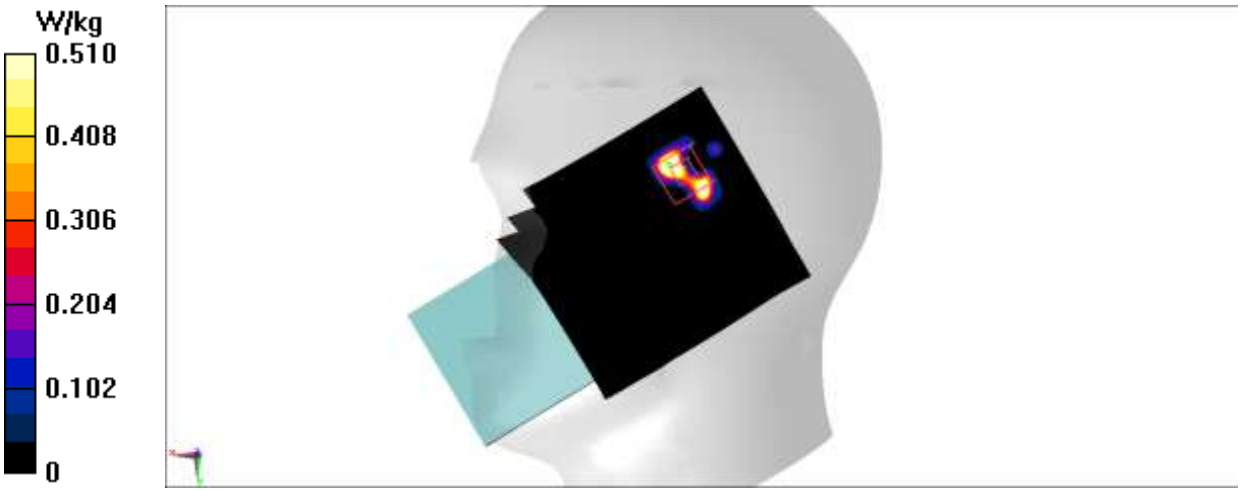

Fig A.80

©Copyright. All rights reserved by CTTL.

N78 Head ANT11

Date/Time: 12/11/2021

Electronics: DAE4 Sn549

Medium: H700-6000M

Medium parameters used: f = 3705 MHz; σ = 2.988 S/m; ε_r = 38.323; ρ = 1000 kg/m^3

Ambient Temperature:23.3ºC Liquid Temperature: 22.5ºC

Communication System: UID 0, 5G n78 (0) Frequency: 3705 MHz Duty Cycle: 1:1

Probe: EX3DV4 - SN7464 ConvF(6.68, 6.68, 6.68); Calibrated: 12/18/2020

Area Scan (111x121x1): Interpolated grid: dx=1.000 mm, dy=1.000 mm

Maximum value of SAR (interpolated) = 0.707 W/kg

Zoom Scan (10x8x7)/Cube 0: Measurement grid: dx=4mm, dy=4mm, dz=1.4mm

Reference Value = 2.928 V/m; Power Drift = 0.05 dB

Peak SAR (extrapolated) = 1.08 W/kg

SAR(1 g) = 0.379 W/kg; SAR(10 g) = 0.151 W/kg

Maximum value of SAR (measured) = 0.768 W/kg



Fig A.81

©Copyright. All rights reserved by CTTL.

N78 Head ANT12

Date/Time: 12/11/2021

Electronics: DAE4 Sn549

Medium: H700-6000M

Medium parameters used: f = 3705 MHz; σ = 2.988 S/m; ε_r = 38.323; ρ = 1000 kg/m^3

Ambient Temperature:23.3ºC Liquid Temperature: 22.5ºC

Communication System: UID 0, 5G n78 (0) Frequency: 3705 MHz Duty Cycle: 1:1

Probe: EX3DV4 - SN7464 ConvF(6.68, 6.68, 6.68); Calibrated: 12/18/2020

Area Scan (111x121x1): Interpolated grid: dx=1.000 mm, dy=1.000 mm

Maximum value of SAR (interpolated) = 0.472 W/kg

Zoom Scan (9x8x7)/Cube 0: Measurement grid: dx=4mm, dy=4mm, dz=1.4mm

Reference Value = 5.791 V/m; Power Drift = 0.07 dB

Peak SAR (extrapolated) = 0.796 W/kg

SAR(1 g) = 0.285 W/kg; SAR(10 g) = 0.104 W/kg

Maximum value of SAR (measured) = 0.573 W/kg



Fig A.82

©Copyright. All rights reserved by CTTL.

N7 Body ANT11

Date/Time: 12/13/2021

Electronics: DAE4 Sn549

Medium: H700-6000M

Medium parameters used: f = 2560 MHz; σ = 1.969 S/m; ε_r = 40.404; ρ = 1000 kg/m^3

Ambient Temperature:23.3ºC Liquid Temperature: 22.5ºC

Communication System: UID 0, 5G n7 (0) Frequency: 2560 MHz Duty Cycle: 1:1

Probe: EX3DV4 - SN7464 ConvF(7.47, 7.47, 7.47); Calibrated: 12/18/2020

Area Scan (91x101x1): Interpolated grid: dx=1.200 mm, dy=1.200 mm

Maximum value of SAR (interpolated) = 0.556 W/kg

Zoom Scan (7x7x7)/Cube 0: Measurement grid: dx=5mm, dy=5mm, dz=5mm

Reference Value = 7.177 V/m; Power Drift = -0.04 dB

Peak SAR (extrapolated) = 0.662 W/kg

SAR(1 g) = 0.304 W/kg; SAR(10 g) = 0.126 W/kg

Maximum value of SAR (measured) = 0.533 W/kg

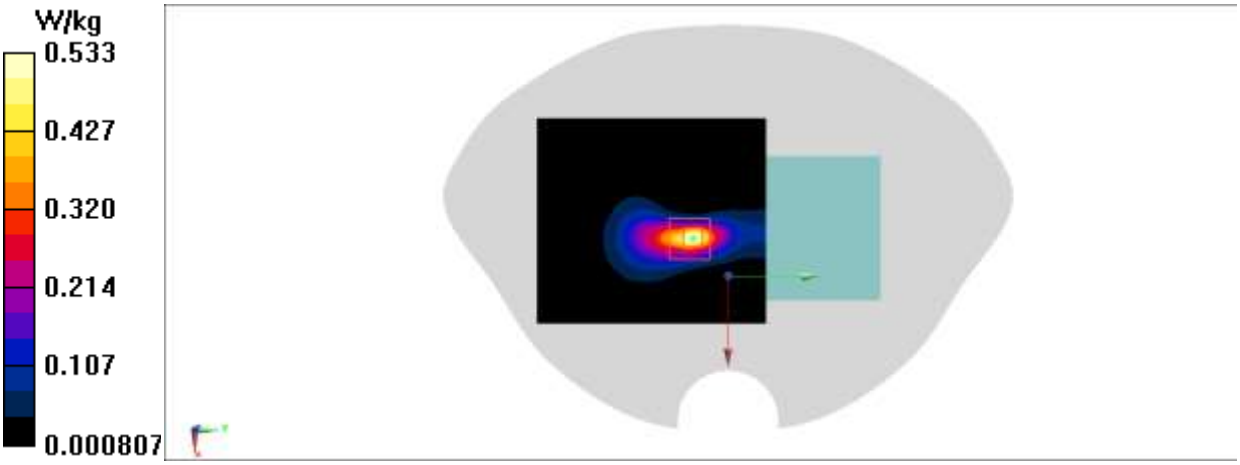

Fig A.83

©Copyright. All rights reserved by CTTL.

N7 Body ANT11

Date/Time: 12/13/2021

Electronics: DAE4 Sn549

Medium: H700-6000M

Medium parameters used: f = 2560 MHz; σ = 1.969 S/m; ε_r = 40.404; ρ = 1000 kg/m^3

Ambient Temperature:23.3ºC Liquid Temperature: 22.5ºC

Communication System: UID 0, 5G n7 (0) Frequency: 2560 MHz Duty Cycle: 1:1

Probe: EX3DV4 - SN7464 ConvF(7.47, 7.47, 7.47); Calibrated: 12/18/2020

Area Scan (91x101x1): Interpolated grid: dx=1.200 mm, dy=1.200 mm

Maximum value of SAR (interpolated) = 0.444 W/kg

Zoom Scan (7x7x7)/Cube 0: Measurement grid: dx=5mm, dy=5mm, dz=5mm

Reference Value = 2.792 V/m; Power Drift = -0.05 dB

Peak SAR (extrapolated) = 0.541 W/kg

SAR(1 g) = 0.275 W/kg; SAR(10 g) = 0.134 W/kg

Maximum value of SAR (measured) = 0.434 W/kg

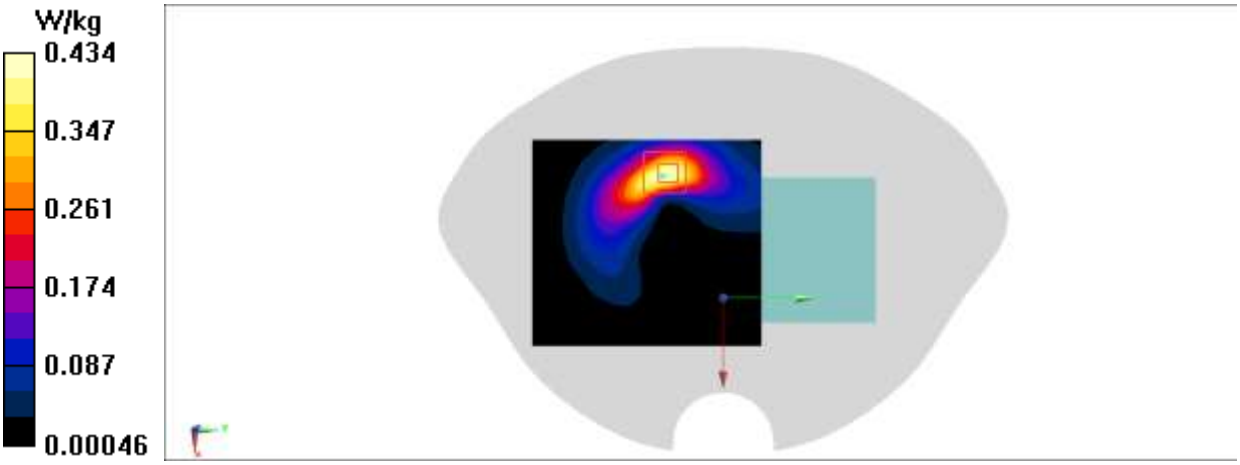

Fig A.84

©Copyright. All rights reserved by CTTL.

N7 Body ANT13

Date/Time: 12/12/2021

Electronics: DAE4 Sn549

Medium: H700-6000M

Medium parameters used: f = 2560 MHz; σ = 1.969 S/m; ε_r = 40.404; ρ = 1000 kg/m^3

Ambient Temperature:23.3ºC Liquid Temperature: 22.5ºC

Communication System: UID 0, 5G n7 (0) Frequency: 2560 MHz Duty Cycle: 1:1

Probe: EX3DV4 - SN7464 ConvF(7.47, 7.47, 7.47); Calibrated: 12/18/2020

Area Scan (91x101x1): Interpolated grid: dx=1.200 mm, dy=1.200 mm

Maximum value of SAR (interpolated) = 0.622 W/kg

Zoom Scan (7x7x7)/Cube 0: Measurement grid: dx=5mm, dy=5mm, dz=5mm

Reference Value = 3.025 V/m; Power Drift = 0.06 dB

Peak SAR (extrapolated) = 0.775 W/kg

SAR(1 g) = 0.368 W/kg; SAR(10 g) = 0.163 W/kg

Maximum value of SAR (measured) = 0.619 W/kg

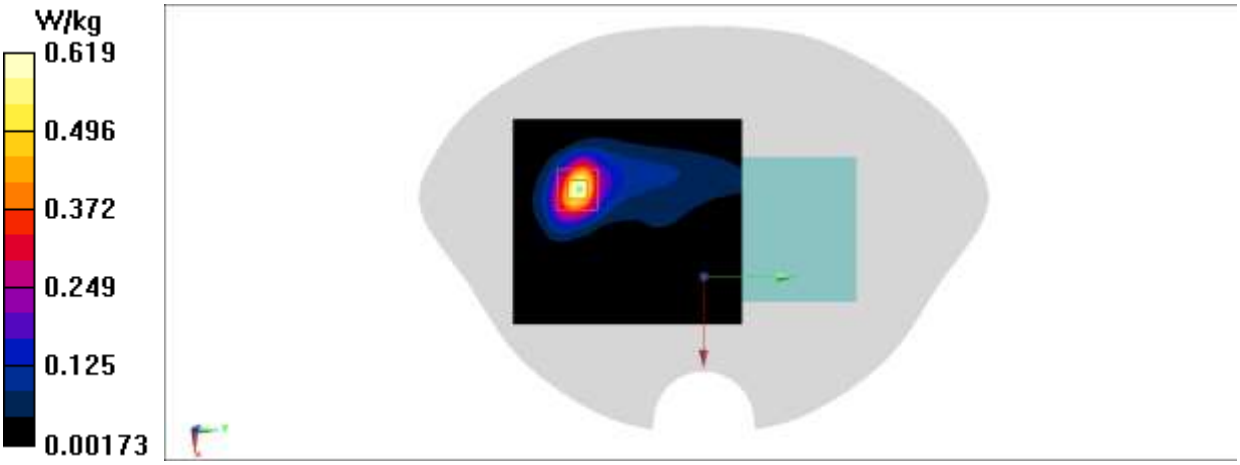

Fig A.85

©Copyright. All rights reserved by CTTL.

N7 Body ANT13

Date/Time: 12/12/2021

Electronics: DAE4 Sn549

Medium: H700-6000M

Medium parameters used: f = 2560 MHz; σ = 1.969 S/m; ε_r = 40.404; ρ = 1000 kg/m^3

Ambient Temperature:23.3ºC Liquid Temperature: 22.5ºC

Communication System: UID 0, 5G n7 (0) Frequency: 2560 MHz Duty Cycle: 1:1

Probe: EX3DV4 - SN7464 ConvF(7.47, 7.47, 7.47); Calibrated: 12/18/2020

Area Scan (91x101x1): Interpolated grid: dx=1.200 mm, dy=1.200 mm

Maximum value of SAR (interpolated) = 0.817 W/kg

Zoom Scan (7x7x7)/Cube 0: Measurement grid: dx=5mm, dy=5mm, dz=5mm

Reference Value = 4.389 V/m; Power Drift = 0.04 dB

Peak SAR (extrapolated) = 0.991 W/kg

SAR(1 g) = 0.502 W/kg; SAR(10 g) = 0.237 W/kg

Maximum value of SAR (measured) = 0.804 W/kg

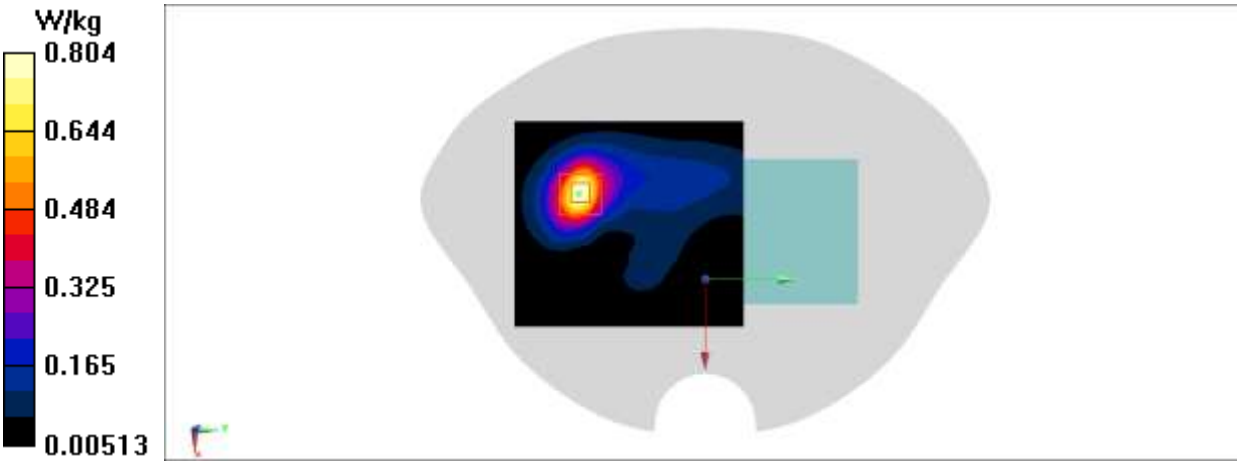

Fig A.86

©Copyright. All rights reserved by CTTL.

N66 Body ANT11

Date/Time: 12/13/2021

Electronics: DAE4 Sn549

Medium: H700-6000M

Medium parameters used: f = 1730 MHz; σ = 1.328 S/m; ε_r = 41.884; ρ = 1000 kg/m^3

Ambient Temperature:23.3ºC Liquid Temperature: 22.5ºC

Communication System: UID 0, 5G N66 (0) Frequency: 1730 MHz Duty Cycle: 1:1

Probe: EX3DV4 - SN7464 ConvF(8.6, 8.6, 8.6); Calibrated: 12/18/2020

Area Scan (71x81x1): Interpolated grid: dx=1.500 mm, dy=1.500 mm

Maximum value of SAR (interpolated) = 0.100 W/kg

Zoom Scan (5x5x7)/Cube 0: Measurement grid: dx=8mm, dy=8mm, dz=5mm

Reference Value = 4.582 V/m; Power Drift = -0.01 dB

Peak SAR (extrapolated) = 0.119 W/kg

SAR(1 g) = 0.063 W/kg; SAR(10 g) = 0.033 W/kg

Maximum value of SAR (measured) = 0.0978 W/kg

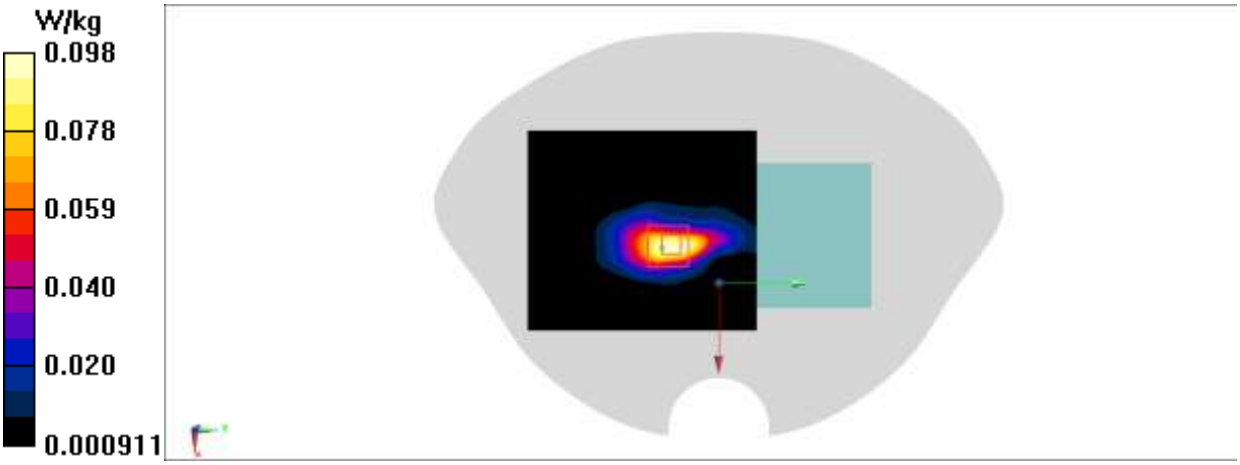

Fig A.87

©Copyright. All rights reserved by CTTL.

N66 Body ANT11

Date/Time: 12/13/2021

Electronics: DAE4 Sn549

Medium: H700-6000M

Medium parameters used: f = 1730 MHz; σ = 1.328 S/m; ε_r = 41.884; ρ = 1000 kg/m^3

Ambient Temperature:23.3ºC Liquid Temperature: 22.5ºC

Communication System: UID 0, 5G N66 (0) Frequency: 1730 MHz Duty Cycle: 1:1

Probe: EX3DV4 - SN7464 ConvF(8.6, 8.6, 8.6); Calibrated: 12/18/2020

Area Scan (81x91x1): Interpolated grid: dx=1.500 mm, dy=1.500 mm

Maximum value of SAR (interpolated) = 0.0600 W/kg

Zoom Scan (6x6x7)/Cube 0: Measurement grid: dx=8mm, dy=8mm, dz=5mm

Reference Value = 2.445 V/m; Power Drift = -0.02 dB

Peak SAR (extrapolated) = 0.0750 W/kg

SAR(1 g) = 0.042 W/kg; SAR(10 g) = 0.023 W/kg

Maximum value of SAR (measured) = 0.0619 W/kg

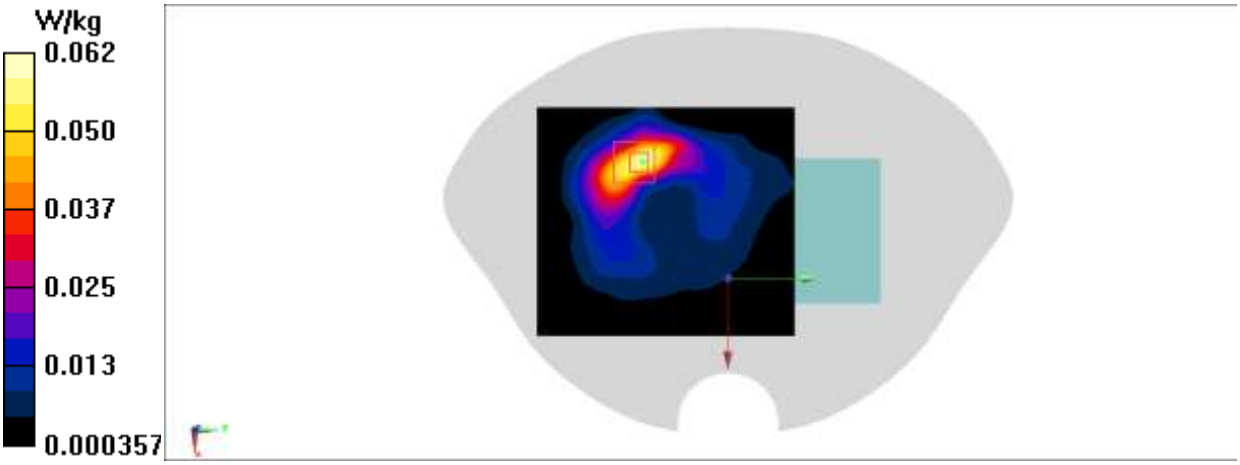

Fig A.88

©Copyright. All rights reserved by CTTL.

N66 Body ANT13

Date/Time: 12/13/2021

Electronics: DAE4 Sn549

Medium: H700-6000M

Medium parameters used: f = 1730 MHz; σ = 1.328 S/m; ε_r = 41.884; ρ = 1000 kg/m^3

Ambient Temperature:23.3ºC Liquid Temperature: 22.5ºC

Communication System: UID 0, 5G N66 (0) Frequency: 1730 MHz Duty Cycle: 1:1

Probe: EX3DV4 - SN7464 ConvF(8.6, 8.6, 8.6); Calibrated: 12/18/2020

Area Scan (61x91x1): Interpolated grid: dx=1.500 mm, dy=1.500 mm

Maximum value of SAR (interpolated) = 0.350 W/kg

Zoom Scan (5x5x7)/Cube 0: Measurement grid: dx=8mm, dy=8mm, dz=5mm

Reference Value = 11.63 V/m; Power Drift = -0.08 dB

Peak SAR (extrapolated) = 0.431 W/kg

SAR(1 g) = 0.239 W/kg; SAR(10 g) = 0.123 W/kg

Maximum value of SAR (measured) = 0.367 W/kg

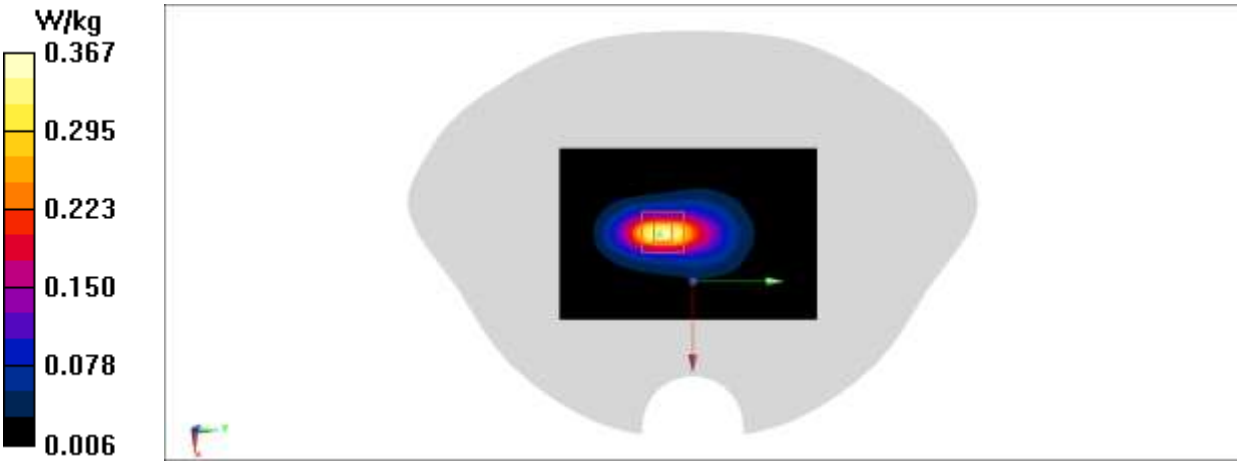

Fig A.89

©Copyright. All rights reserved by CTTL.

N66 Body ANT13

Date/Time: 12/12/2021

Electronics: DAE4 Sn549

Medium: H700-6000M

Medium parameters used (interpolated): f = 1777.5 MHz; σ = 1.357 S/m; ε_r = 41.785; ρ = 1000 kg/m^3

Ambient Temperature:23.3ºC Liquid Temperature: 22.5ºC

Communication System: UID 0, 5G N66 (0) Frequency: 1777.5 MHz Duty Cycle: 1:1

Probe: EX3DV4 - SN7464 ConvF(8.6, 8.6, 8.6); Calibrated: 12/18/2020

Area Scan (91x101x1): Interpolated grid: dx=1.200 mm, dy=1.200 mm

Maximum value of SAR (interpolated) = 0.305 W/kg

Zoom Scan (7x7x7)/Cube 0: Measurement grid: dx=5mm, dy=5mm, dz=5mm

Reference Value = 7.334 V/m; Power Drift = -0.07 dB

Peak SAR (extrapolated) = 0.358 W/kg

SAR(1 g) = 0.216 W/kg; SAR(10 g) = 0.126 W/kg

Maximum value of SAR (measured) = 0.305 W/kg

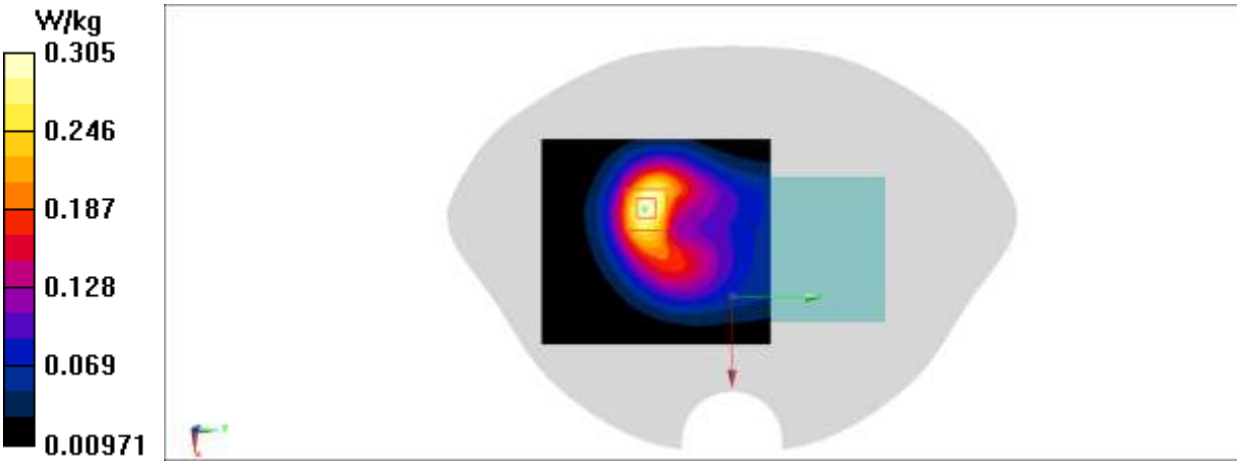

Fig A.90

©Copyright. All rights reserved by CTTL.

N77 3450MHz-3550MHz Body ANT11

Date/Time: 12/12/2021

Electronics: DAE4 Sn549

Medium: H700-6000M

Medium parameters used (interpolated): f = 3500.01 MHz; σ = 2.781 S/m; ε_r = 38.49; ρ = 1000 kg/m^3

Ambient Temperature:23.3ºC Liquid Temperature: 22.5ºC

Communication System: UID 0, 5g n77 (0) Frequency: 3500.01 MHz Duty Cycle: 1:1

Probe: EX3DV4 - SN7464 ConvF(7.02, 7.02, 7.02); Calibrated: 12/18/2020

Area Scan (111x121x1): Interpolated grid: dx=1.000 mm, dy=1.000 mm

Maximum value of SAR (interpolated) = 0.709 W/kg

Zoom Scan (8x8x7)/Cube 0: Measurement grid: dx=4mm, dy=4mm, dz=1.4mm

Reference Value = 10.02 V/m; Power Drift = -0.02 dB

Peak SAR (extrapolated) = 0.961 W/kg

SAR(1 g) = 0.358 W/kg; SAR(10 g) = 0.131 W/kg

Maximum value of SAR (measured) = 0.699 W/kg

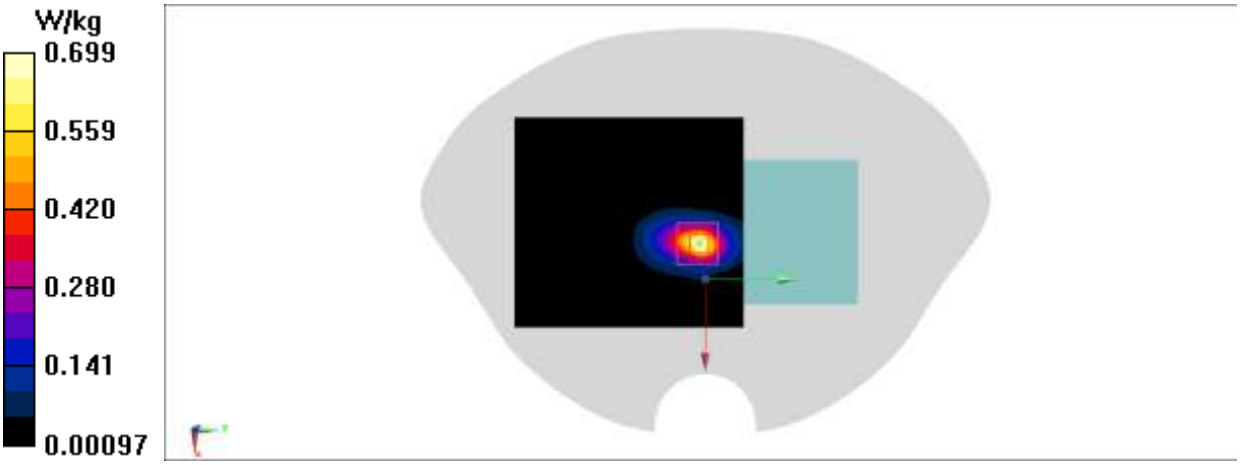

Fig A.91

©Copyright. All rights reserved by CTTL.

N77 3450MHz-3550MHz Body ANT11

Date/Time: 12/12/2021

Electronics: DAE4 Sn549

Medium: H700-6000M

Medium parameters used (interpolated): f = 3500.01 MHz; σ = 2.781 S/m; ε_r = 38.49; ρ = 1000 kg/m^3

Ambient Temperature:23.3ºC Liquid Temperature: 22.5ºC

Communication System: UID 0, 5g n77 (0) Frequency: 3500.01 MHz Duty Cycle: 1:1

Probe: EX3DV4 - SN7464 ConvF(7.02, 7.02, 7.02); Calibrated: 12/18/2020

Area Scan (111x121x1): Interpolated grid: dx=1.000 mm, dy=1.000 mm

Maximum value of SAR (interpolated) = 0.611 W/kg

Zoom Scan (8x8x7)/Cube 0: Measurement grid: dx=4mm, dy=4mm, dz=1.4mm

Reference Value = 5.169 V/m; Power Drift = 0.02 dB

Peak SAR (extrapolated) = 0.834 W/kg

SAR(1 g) = 0.346 W/kg; SAR(10 g) = 0.155 W/kg

Maximum value of SAR (measured) = 0.623 W/kg

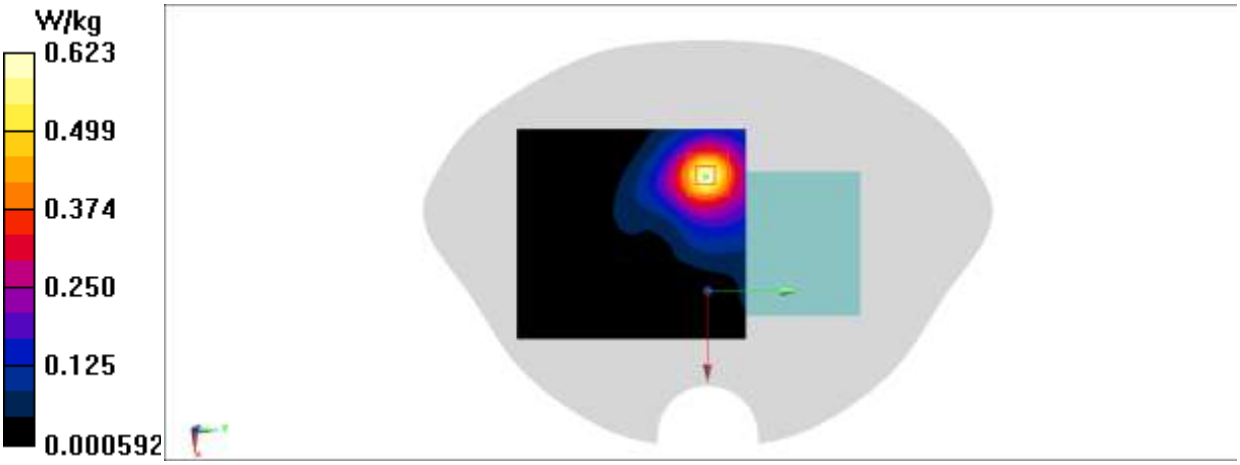

Fig A.92

©Copyright. All rights reserved by CTTL.

N77 3450MHz-3550MHz Body ANT12

Date/Time: 12/12/2021

Electronics: DAE4 Sn549

Medium: H700-6000M

Medium parameters used (interpolated): f = 3500.01 MHz; σ = 2.781 S/m; ε_r = 38.49; ρ = 1000 kg/m^3

Ambient Temperature:23.3ºC Liquid Temperature: 22.5ºC

Communication System: UID 0, 5g n77 (0) Frequency: 3500.01 MHz Duty Cycle: 1:1

Probe: EX3DV4 - SN7464 ConvF(7.02, 7.02, 7.02); Calibrated: 12/18/2020

Area Scan (111x121x1): Interpolated grid: dx=1.000 mm, dy=1.000 mm

Maximum value of SAR (interpolated) = 0.640 W/kg

Zoom Scan (8x8x7)/Cube 0: Measurement grid: dx=4mm, dy=4mm, dz=1.4mm

Reference Value = 1.489 V/m; Power Drift = 0.03 dB

Peak SAR (extrapolated) = 0.833 W/kg

SAR(1 g) = 0.330 W/kg; SAR(10 g) = 0.141 W/kg

Maximum value of SAR (measured) = 0.611 W/kg

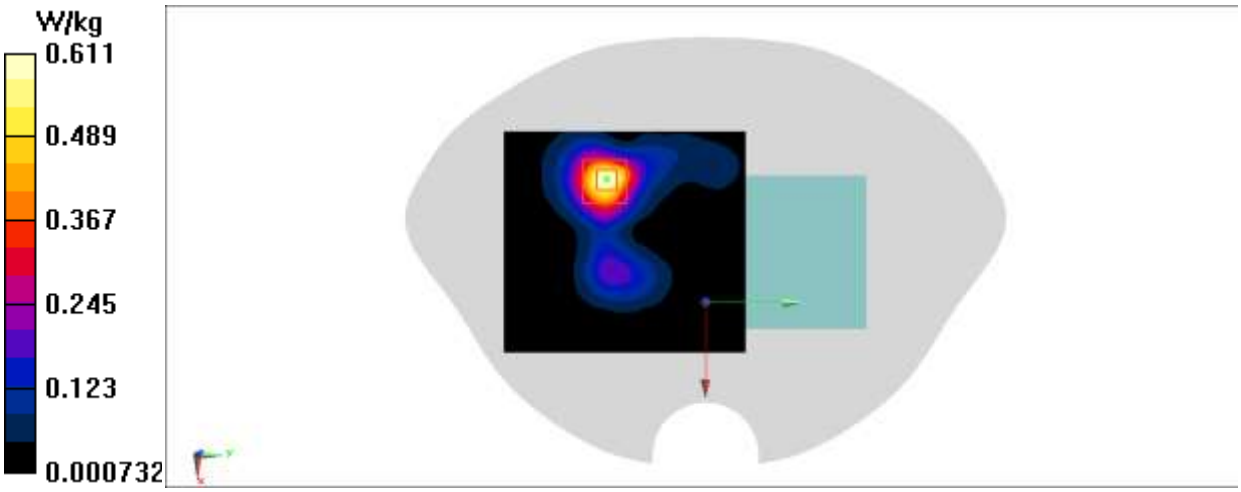

Fig A.93

©Copyright. All rights reserved by CTTL.

N77 3450MHz-3550MHz Body ANT12

Date/Time: 12/11/2021

Electronics: DAE4 Sn549

Medium: H700-6000M

Medium parameters used (interpolated): f = 3500.01 MHz; σ = 2.781 S/m; ε_r = 38.49; ρ = 1000 kg/m^3

Ambient Temperature:23.3ºC Liquid Temperature: 22.5ºC

Communication System: UID 0, 5g n77 (0) Frequency: 3500.01 MHz Duty Cycle: 1:1

Probe: EX3DV4 - SN7464 ConvF(7.02, 7.02, 7.02); Calibrated: 12/18/2020

Area Scan (111x121x1): Interpolated grid: dx=1.000 mm, dy=1.000 mm

Maximum value of SAR (interpolated) = 0.346 W/kg

Zoom Scan (8x8x7)/Cube 0: Measurement grid: dx=4mm, dy=4mm, dz=1.4mm

Reference Value = 2.130 V/m; Power Drift = 0.06 dB

Peak SAR (extrapolated) = 0.435 W/kg

SAR(1 g) = 0.189 W/kg; SAR(10 g) = 0.085 W/kg

Maximum value of SAR (measured) = 0.332 W/kg

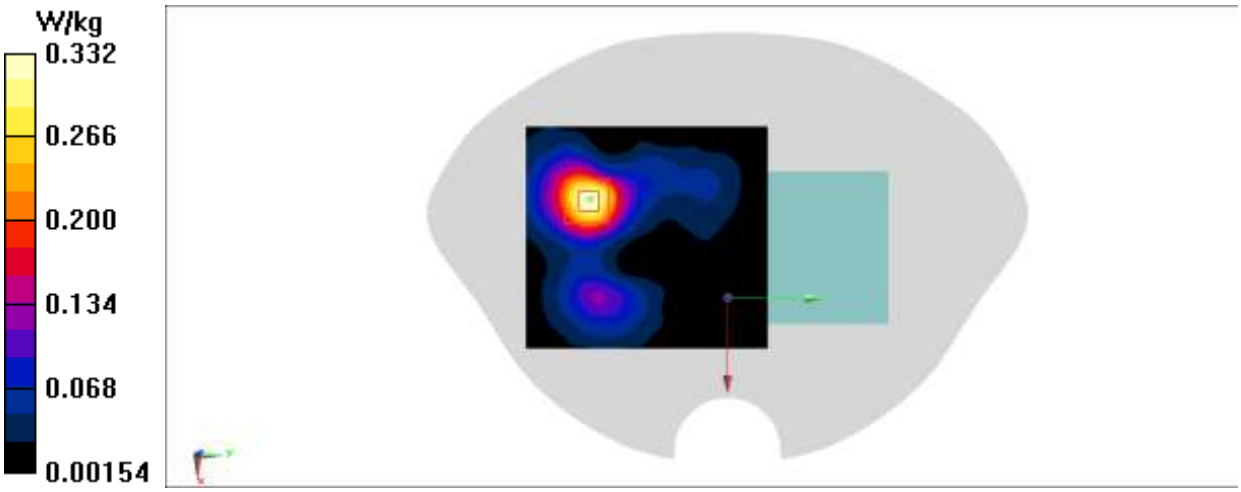

Fig A.94

©Copyright. All rights reserved by CTTL.

N77 3750MHz-3980MHz Body ANT11

Date/Time: 12/12/2021

Electronics: DAE4 Sn549

Medium: H700-6000M

Medium parameters used: f = 3705 MHz; σ = 2.988 S/m; ε_r = 38.323; ρ = 1000 kg/m^3

Ambient Temperature:23.3ºC Liquid Temperature: 22.5ºC

Communication System: UID 0, 5g n77 (0) Frequency: 3705 MHz Duty Cycle: 1:1

Probe: EX3DV4 - SN7464 ConvF(6.68, 6.68, 6.68); Calibrated: 12/18/2020

Area Scan (111x121x1): Interpolated grid: dx=1.000 mm, dy=1.000 mm

Maximum value of SAR (interpolated) = 0.969 W/kg

Zoom Scan (8x8x7)/Cube 0: Measurement grid: dx=4mm, dy=4mm, dz=1.4mm

Reference Value = 6.678 V/m; Power Drift = 0.07 dB

Peak SAR (extrapolated) = 1.37 W/kg

SAR(1 g) = 0.481 W/kg; SAR(10 g) = 0.170 W/kg

Maximum value of SAR (measured) = 0.965 W/kg

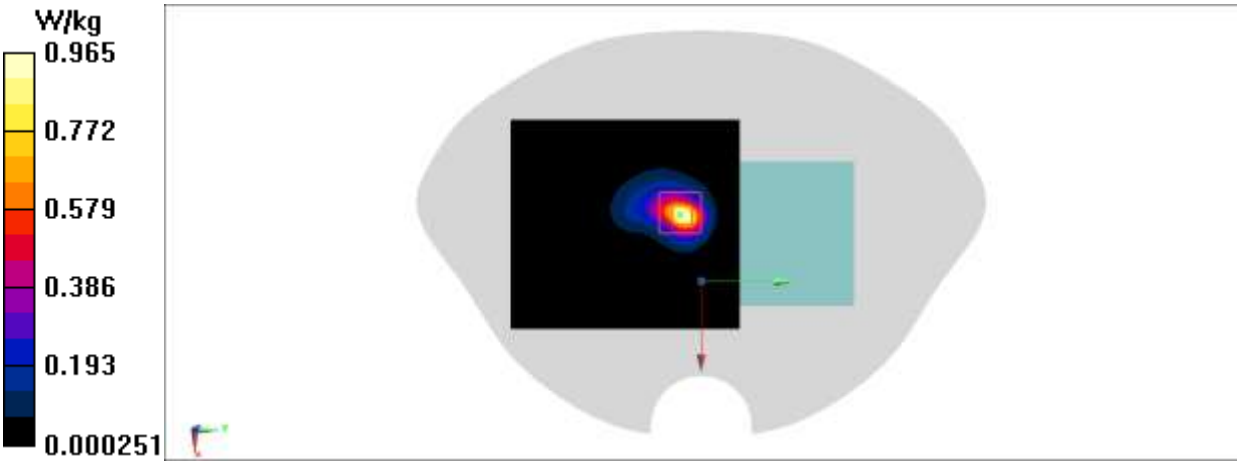

Fig A.95

©Copyright. All rights reserved by CTTL.

N77 3750MHz-3980MHz Body ANT11

Date/Time: 12/12/2021

Electronics: DAE4 Sn549

Medium: H700-6000M

Medium parameters used: f = 3705 MHz; σ = 2.988 S/m; ε_r = 38.323; ρ = 1000 kg/m^3

Ambient Temperature:23.3ºC Liquid Temperature: 22.5ºC

Communication System: UID 0, 5g n77 (0) Frequency: 3705 MHz Duty Cycle: 1:1

Probe: EX3DV4 - SN7464 ConvF(6.68, 6.68, 6.68); Calibrated: 12/18/2020

Area Scan (111x121x1): Interpolated grid: dx=1.000 mm, dy=1.000 mm

Maximum value of SAR (interpolated) = 0.741 W/kg

Zoom Scan (8x8x7)/Cube 0: Measurement grid: dx=4mm, dy=4mm, dz=1.4mm

Reference Value = 4.777 V/m; Power Drift = -0.08 dB

Peak SAR (extrapolated) = 0.996 W/kg

SAR(1 g) = 0.397 W/kg; SAR(10 g) = 0.169 W/kg

Maximum value of SAR (measured) = 0.737 W/kg

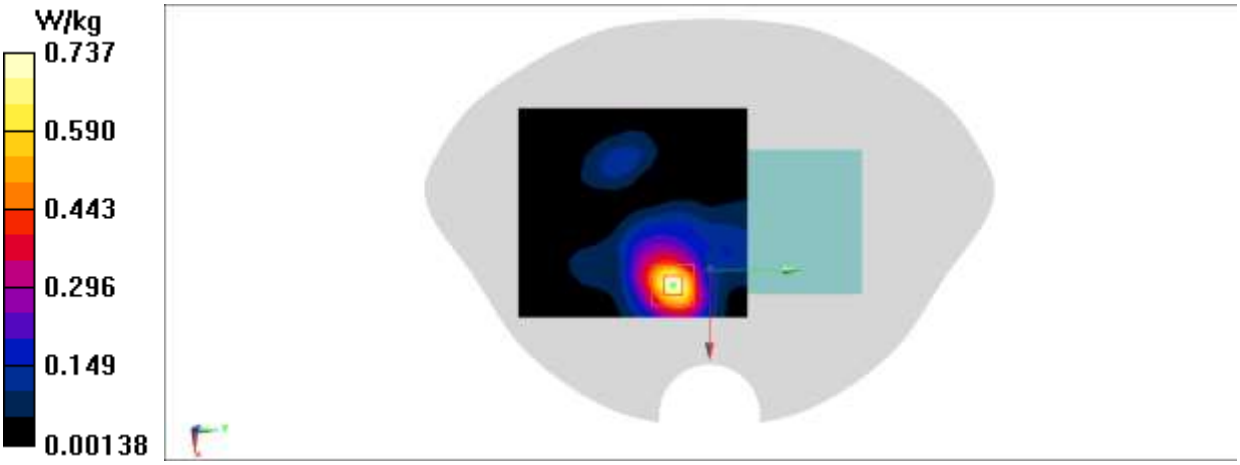

Fig A.96

©Copyright. All rights reserved by CTTL.

N77 3750MHz-3980MHz Body ANT12

Date/Time: 12/12/2021

Electronics: DAE4 Sn549

Medium: H700-6000M

Medium parameters used: f = 3705 MHz; σ = 2.988 S/m; ε_r = 38.323; ρ = 1000 kg/m^3

Ambient Temperature:23.3ºC Liquid Temperature: 22.5ºC

Communication System: UID 0, 5g n77 (0) Frequency: 3705 MHz Duty Cycle: 1:1

Probe: EX3DV4 - SN7464 ConvF(6.68, 6.68, 6.68); Calibrated: 12/18/2020

Area Scan (111x121x1): Interpolated grid: dx=1.000 mm, dy=1.000 mm

Maximum value of SAR (interpolated) = 0.163 W/kg

Zoom Scan (8x8x7)/Cube 0: Measurement grid: dx=4mm, dy=4mm, dz=1.4mm

Reference Value = 1.947 V/m; Power Drift = -0.13 dB

Peak SAR (extrapolated) = 0.241 W/kg

SAR(1 g) = 0.089 W/kg; SAR(10 g) = 0.030 W/kg

Maximum value of SAR (measured) = 0.170 W/kg

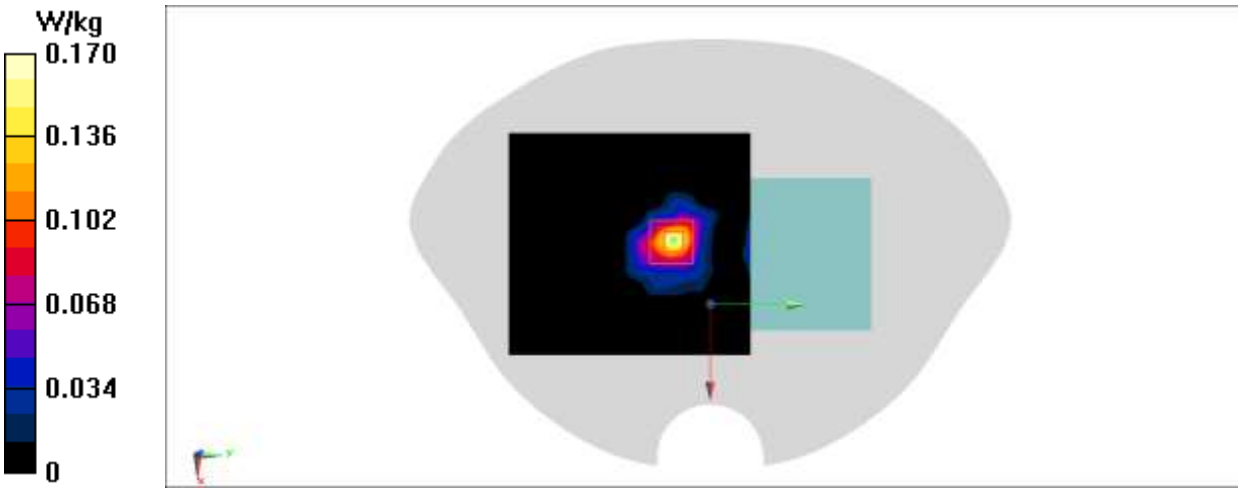

Fig A.97

©Copyright. All rights reserved by CTTL.

N77 3750MHz-3980MHz Body ANT12

Date/Time: 12/11/2021
Electronics: DAE4 Sn549
Medium: H700-6000M
Medium parameters used: f = 3705 MHz; σ = 2.988 S/m; ε_r = 38.323; ρ = 1000 kg/m^3
Ambient Temperature:23.3ºC Liquid Temperature: 22.5ºC
Communication System: UID 0, 5g n77 (0) Frequency: 3705 MHz Duty Cycle: 1:1
Probe: EX3DV4 - SN7464 ConvF(6.68, 6.68, 6.68); Calibrated: 12/18/2020

Area Scan (111x121x1): Interpolated grid: dx=1.000 mm, dy=1.000 mm
Maximum value of SAR (interpolated) = 0.130 W/kg

Zoom Scan (8x8x7)/Cube 0: Measurement grid: dx=4mm, dy=4mm, dz=1.4mm
Reference Value = 0.6790 V/m; Power Drift = 0.01 dB
Peak SAR (extrapolated) = 0.177 W/kg
SAR(1 g) = 0.071 W/kg; SAR(10 g) = 0.031 W/kg
Maximum value of SAR (measured) = 0.129 W/kg

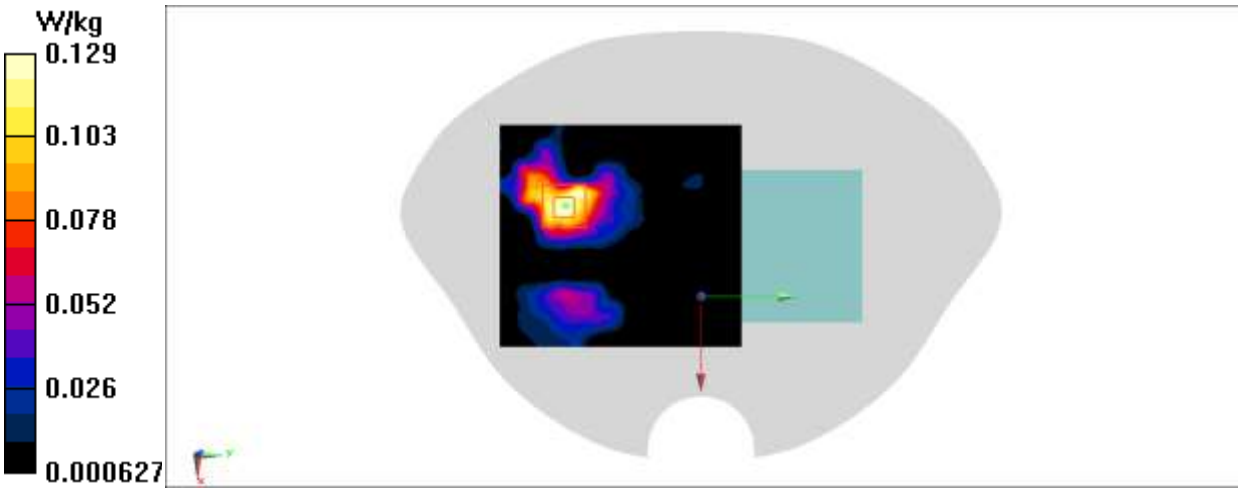

Fig A.98

©Copyright. All rights reserved by CTTL.

N78 Body ANT11

Date/Time: 12/12/2021

Electronics: DAE4 Sn549

Medium: H700-6000M

Medium parameters used: f = 3705 MHz; σ = 2.988 S/m; ε_r = 38.323; ρ = 1000 kg/m^3

Ambient Temperature:23.3ºC Liquid Temperature: 22.5ºC

Communication System: UID 0, 5G n78 (0) Frequency: 3705 MHz Duty Cycle: 1:1

Probe: EX3DV4 - SN7464 ConvF(6.68, 6.68, 6.68); Calibrated: 12/18/2020

Area Scan (111x121x1): Interpolated grid: dx=1.000 mm, dy=1.000 mm

Maximum value of SAR (interpolated) = 0.786 W/kg

Zoom Scan (8x8x7)/Cube 0: Measurement grid: dx=4mm, dy=4mm, dz=1.4mm

Reference Value = 8.827 V/m; Power Drift = 0.02 dB

Peak SAR (extrapolated) = 1.05 W/kg

SAR(1 g) = 0.367 W/kg; SAR(10 g) = 0.129 W/kg

Maximum value of SAR (measured) = 0.728 W/kg

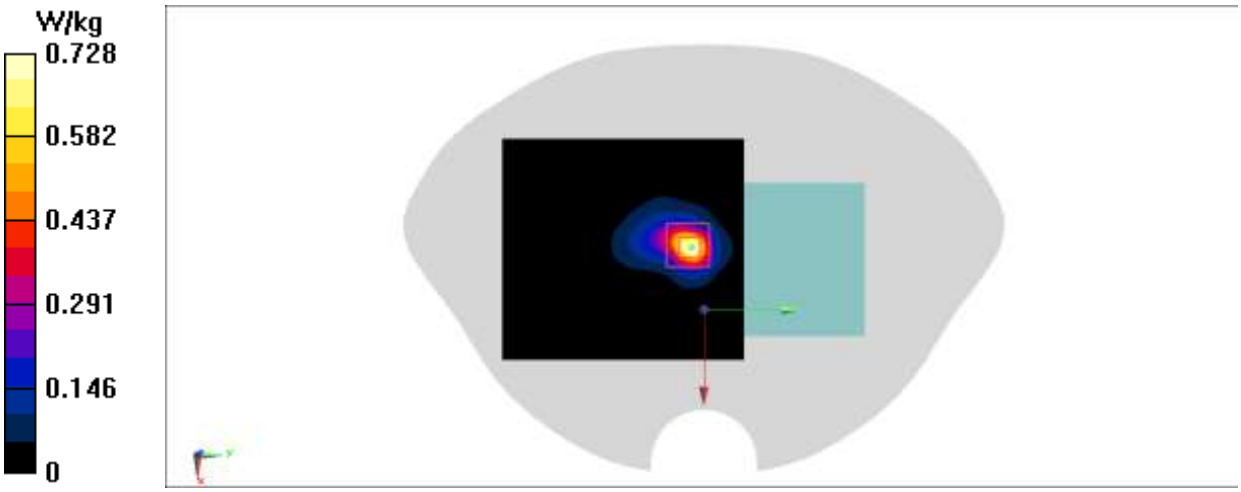

Fig A.99

©Copyright. All rights reserved by CTTL.

N78 Body ANT11

Date/Time: 12/11/2021

Electronics: DAE4 Sn549

Medium: H700-6000M

Medium parameters used (interpolated): f = 3325.02 MHz; σ = 2.643 S/m; ε_r = 38.703; ρ = 1000 kg/m^3

Ambient Temperature:23.3ºC Liquid Temperature: 22.5ºC

Communication System: UID 0, 5G n78 (0) Frequency: 3325.02 MHz Duty Cycle: 1:1

Probe: EX3DV4 - SN7464 ConvF(7.25, 7.25, 7.25); Calibrated: 12/18/2020

Area Scan (111x121x1): Interpolated grid: dx=1.000 mm, dy=1.000 mm

Maximum value of SAR (interpolated) = 0.329 W/kg

Zoom Scan (8x8x7)/Cube 0: Measurement grid: dx=4mm, dy=4mm, dz=1.4mm

Reference Value = 2.915 V/m; Power Drift = 0.02 dB

Peak SAR (extrapolated) = 0.443 W/kg

SAR(1 g) = 0.187 W/kg; SAR(10 g) = 0.083 W/kg

Maximum value of SAR (measured) = 0.335 W/kg

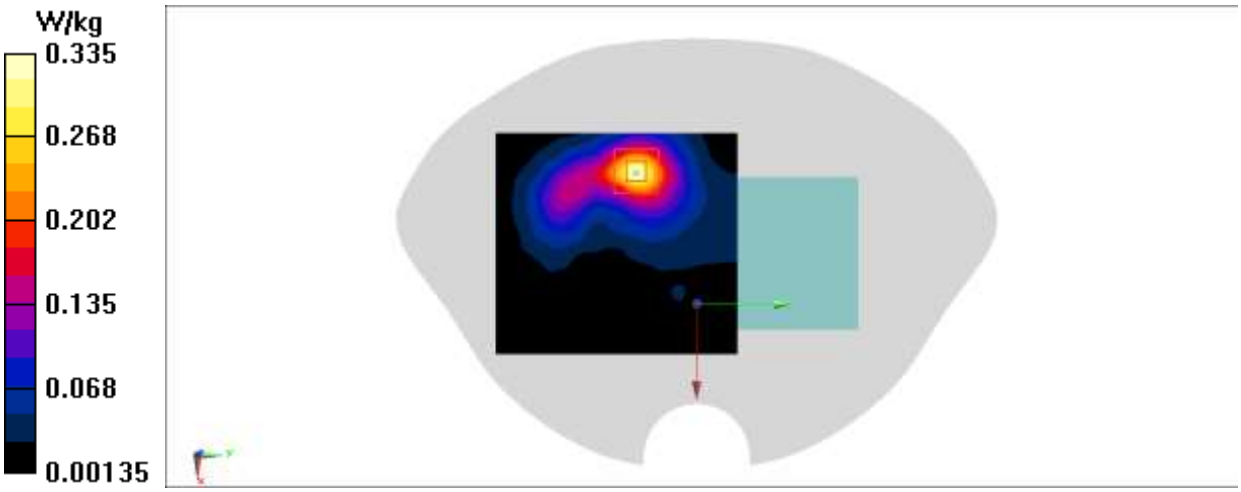

Fig A.100

©Copyright. All rights reserved by CTTL.

N78 Body ANT12

Date/Time: 12/11/2021

Electronics: DAE4 Sn549

Medium: H700-6000M

Medium parameters used: f = 3705 MHz; σ = 2.988 S/m; ε_r = 38.323; ρ = 1000 kg/m^3

Ambient Temperature:23.3ºC Liquid Temperature: 22.5ºC

Communication System: UID 0, 5G n78 (0) Frequency: 3705 MHz Duty Cycle: 1:1

Probe: EX3DV4 - SN7464 ConvF(6.68, 6.68, 6.68); Calibrated: 12/18/2020

Area Scan (111x121x1): Interpolated grid: dx=1.000 mm, dy=1.000 mm

Maximum value of SAR (interpolated) = 0.302 W/kg

Zoom Scan (8x8x7)/Cube 0: Measurement grid: dx=4mm, dy=4mm, dz=1.4mm

Reference Value = 0 V/m; Power Drift = 0.00 dB

Peak SAR (extrapolated) = 0.402 W/kg

SAR(1 g) = 0.141 W/kg; SAR(10 g) = 0.062 W/kg

Maximum value of SAR (measured) = 0.278 W/kg

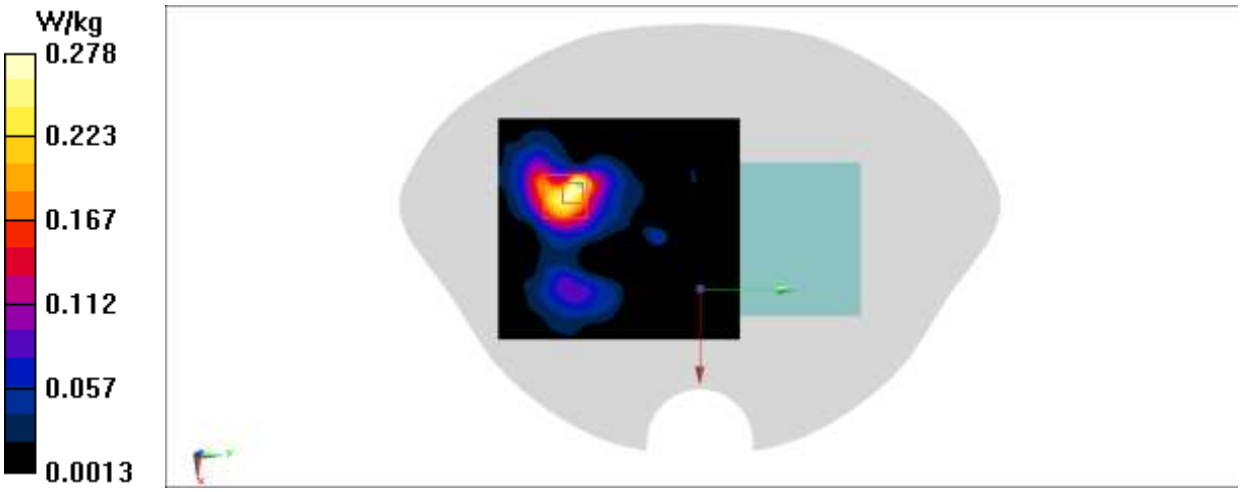

Fig A.101

©Copyright. All rights reserved by CTTL.

N78 Body ANT12

Date/Time: 12/11/2021

Electronics: DAE4 Sn549

Medium: H700-6000M

Medium parameters used: f = 3705 MHz; σ = 2.988 S/m; ε_r = 38.323; ρ = 1000 kg/m^3

Ambient Temperature:23.3ºC Liquid Temperature: 22.5ºC

Communication System: UID 0, 5G n78 (0) Frequency: 3705 MHz Duty Cycle: 1:1

Probe: EX3DV4 - SN7464 ConvF(6.68, 6.68, 6.68); Calibrated: 12/18/2020

Area Scan (111x121x1): Interpolated grid: dx=1.000 mm, dy=1.000 mm

Maximum value of SAR (interpolated) = 0.125 W/kg

Zoom Scan (8x8x7)/Cube 0: Measurement grid: dx=4mm, dy=4mm, dz=1.4mm

Reference Value = 0.9180 V/m; Power Drift = 0.08 dB

Peak SAR (extrapolated) = 0.171 W/kg

SAR(1 g) = 0.068 W/kg; SAR(10 g) = 0.030 W/kg

Maximum value of SAR (measured) = 0.125 W/kg

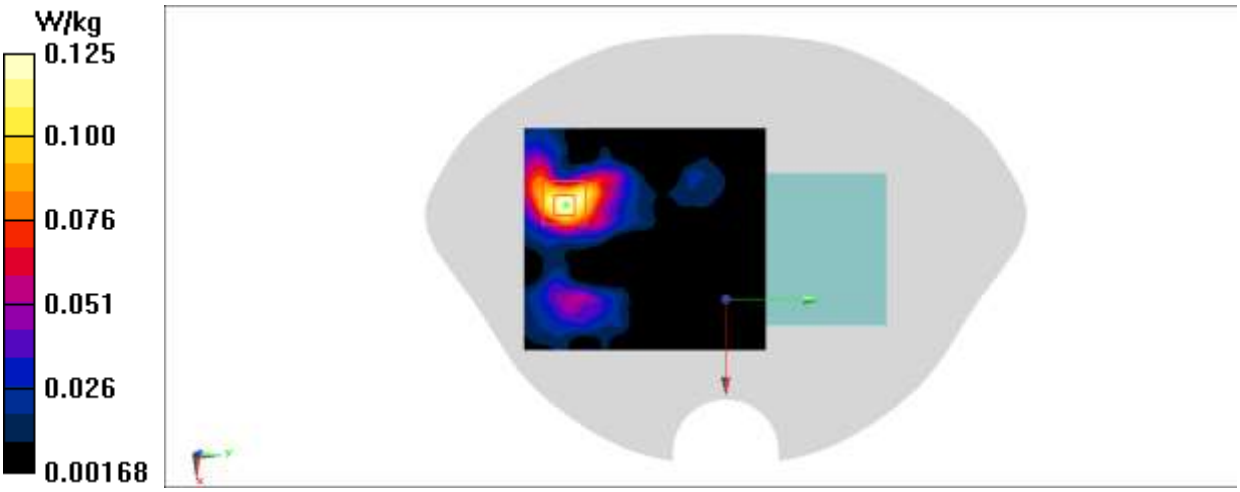

Fig A.102

©Copyright. All rights reserved by CTTL.

WIFI2.4G Head

Date/Time: 12/7/2021

Electronics: DAE4 Sn549

Medium: H680-6000M

Medium parameters used (interpolated): f = 2437 MHz; σ = 1.859 S/m; ε_r = 40.662; ρ = 1000 kg/m^3

Ambient Temperature:23.3ºC Liquid Temperature: 22.5ºC

Communication System: UID 0, WLan 2450 (0) Frequency: 2437 MHz Duty Cycle: 1:1

Probe: EX3DV4 - SN7464 ConvF(7.75, 7.75, 7.75); Calibrated: 12/18/2020

Area Scan (101x171x1): Interpolated grid: dx=1.200 mm, dy=1.200 mm

Maximum value of SAR (interpolated) = 0.400 W/kg

Zoom Scan (7x7x7)/Cube 0: Measurement grid: dx=5mm, dy=5mm, dz=5mm

Reference Value = 4.522 V/m; Power Drift = -0.06 dB

Peak SAR (extrapolated) = 0.291 W/kg

SAR(1 g) = 0.146 W/kg; SAR(10 g) = 0.069 W/kg

Maximum value of SAR (measured) = 0.228 W/kg

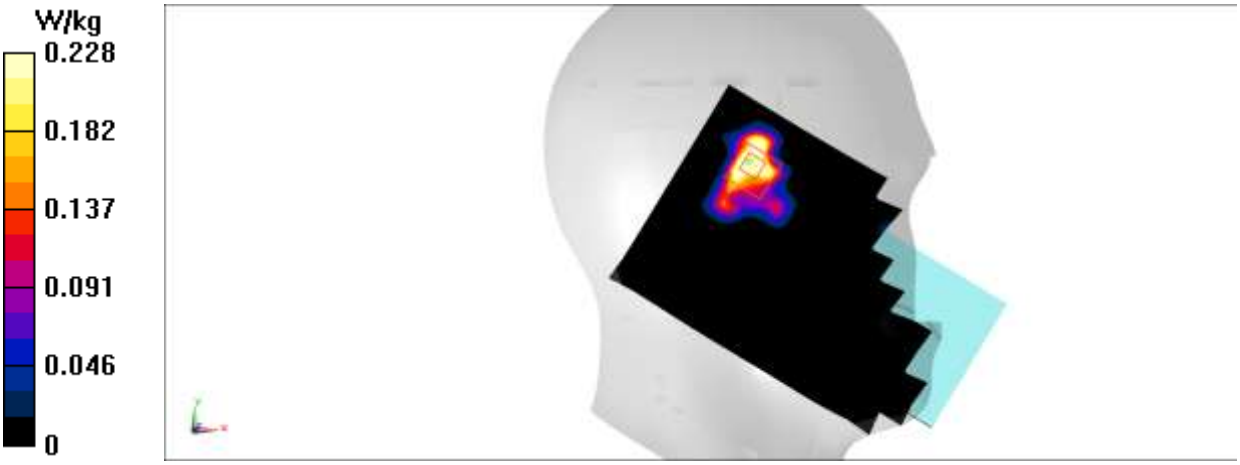

Fig A.103

©Copyright. All rights reserved by CTTL.

WIFI2.4G Body

Date/Time: 12/7/2021

Electronics: DAE4 Sn549

Medium: H680-6000M

Medium parameters used (interpolated): f = 2437 MHz; σ = 1.859 S/m; ε_r = 40.662; ρ = 1000 kg/m^3

Ambient Temperature:23.3ºC Liquid Temperature: 22.5ºC

Communication System: UID 0, WLan 2450 (0) Frequency: 2437 MHz Duty Cycle: 1:1

Probe: EX3DV4 - SN7464 ConvF(7.75, 7.75, 7.75); Calibrated: 12/18/2020

Area Scan (91x171x1): Interpolated grid: dx=1.200 mm, dy=1.200 mm

Maximum value of SAR (interpolated) = 0.150 W/kg

Zoom Scan (7x7x7)/Cube 0: Measurement grid: dx=5mm, dy=5mm, dz=5mm

Reference Value = 7.227 V/m; Power Drift = -0.03 dB

Peak SAR (extrapolated) = 0.188 W/kg

SAR(1 g) = 0.101 W/kg; SAR(10 g) = 0.055 W/kg

Maximum value of SAR (measured) = 0.155 W/kg

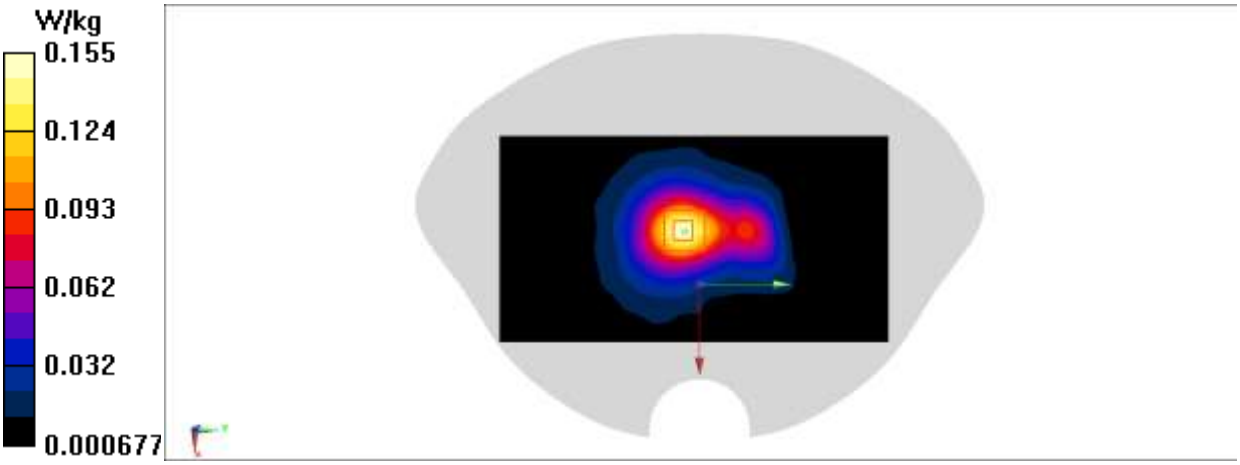

Fig A.104

©Copyright. All rights reserved by CTTL.

WIFI5G Head

Date/Time: 12/16/2021

Electronics: DAE4 Sn549

Medium: H700-6000M

Medium parameters used: f = 5300 MHz; σ = 4.893 S/m; ε_r = 34.637; ρ = 1000 kg/m^3

Ambient Temperature:23.3ºC Liquid Temperature: 22.5ºC

Communication System: UID 0, WLan 11a (0) Frequency: 5300 MHz Duty Cycle: 1:1

Probe: EX3DV4 - SN7464 ConvF(5.55, 5.55, 5.55); Calibrated: 12/18/2020

Area Scan (111x201x1): Interpolated grid: dx=1.000 mm, dy=1.000 mm

Maximum value of SAR (interpolated) = 0.653 W/kg

Zoom Scan (8x8x7)/Cube 0: Measurement grid: dx=4mm, dy=4mm, dz=1.4mm

Reference Value = 1.300 V/m; Power Drift = -0.07 dB

Peak SAR (extrapolated) = 1.23 W/kg

SAR(1 g) = 0.259 W/kg; SAR(10 g) = 0.057 W/kg

Maximum value of SAR (measured) = 0.781 W/kg



Fig A.105

©Copyright. All rights reserved by CTTL.

WIFI5G Body

Date/Time: 12/17/2021

Electronics: DAE4 Sn549

Medium: H700-6000M

Medium parameters used: f = 5320 MHz; σ = 4.915 S/m; ε_r = 34.586; ρ = 1000 kg/m^3

Ambient Temperature:23.3ºC Liquid Temperature: 22.5ºC

Communication System: UID 0, WLan 11a (0) Frequency: 5320 MHz Duty Cycle: 1:1

Probe: EX3DV4 - SN7464 ConvF(5.55, 5.55, 5.55); Calibrated: 12/18/2020

Area Scan (61x121x1): Interpolated grid: dx=1.000 mm, dy=1.000 mm

Maximum value of SAR (interpolated) = 1.15 W/kg

Zoom Scan (8x8x7)/Cube 0: Measurement grid: dx=4mm, dy=4mm, dz=1.4mm

Reference Value = 2.725 V/m; Power Drift = 0.09 dB

Peak SAR (extrapolated) = 1.92 W/kg

SAR(1 g) = 0.490 W/kg; SAR(10 g) = 0.166 W/kg

Maximum value of SAR (measured) = 1.13 W/kg

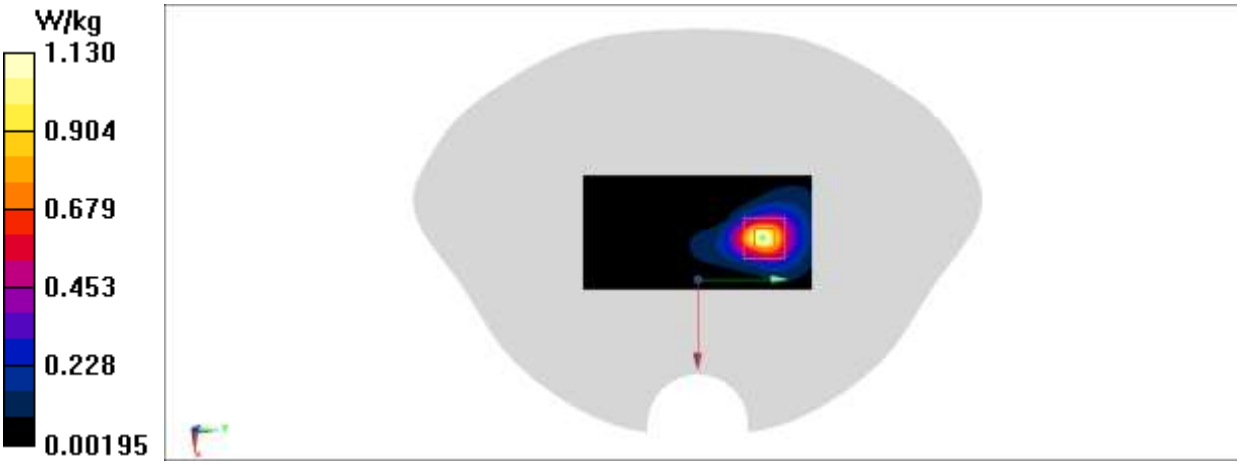

Fig A.106

©Copyright. All rights reserved by CTTL.

BT Head

Date/Time: 12/7/2021

Electronics: DAE4 Sn549

Medium: H680-6000M

Medium parameters used: f = 2480 MHz; σ = 1.896 S/m; ε_r = 40.565; ρ = 1000 kg/m^3

Ambient Temperature:23.3ºC Liquid Temperature: 22.5ºC

Communication System: UID 0, Bluetooth2 (0) Frequency: 2480 MHz Duty Cycle: 1:1

Probe: EX3DV4 - SN7464 ConvF(7.75, 7.75, 7.75); Calibrated: 12/18/2020

Area Scan (101x171x1): Interpolated grid: dx=1.200 mm, dy=1.200 mm

Maximum value of SAR (interpolated) = 0.121 W/kg

Zoom Scan (8x7x7)/Cube 0: Measurement grid: dx=5mm, dy=5mm, dz=5mm

Reference Value = 3.314 V/m; Power Drift = -0.18 dB

Peak SAR (extrapolated) = 0.140 W/kg

SAR(1 g) = 0.065 W/kg; SAR(10 g) = 0.029 W/kg

Maximum value of SAR (measured) = 0.108 W/kg



Fig A.107

©Copyright. All rights reserved by CTTL.

BT Body

Date/Time: 12/7/2021

Electronics: DAE4 Sn549

Medium: H680-6000M

Medium parameters used: f = 2480 MHz; σ = 1.896 S/m; ε_r = 40.565; ρ = 1000 kg/m^3

Ambient Temperature:23.3ºC Liquid Temperature: 22.5ºC

Communication System: UID 0, Bluetooth2 (0) Frequency: 2480 MHz Duty Cycle: 1:1

Probe: EX3DV4 - SN7464 ConvF(7.75, 7.75, 7.75); Calibrated: 12/18/2020

Area Scan (91x171x1): Interpolated grid: dx=1.200 mm, dy=1.200 mm

Maximum value of SAR (interpolated) = 0.0456 W/kg

Zoom Scan (8x8x7)/Cube 0: Measurement grid: dx=5mm, dy=5mm, dz=5mm

Reference Value = 0.4500 V/m; Power Drift = 0.03 dB

Peak SAR (extrapolated) = 0.0560 W/kg

SAR(1 g) = 0.024 W/kg; SAR(10 g) = 0.012 W/kg

Maximum value of SAR (measured) = 0.0399 W/kg

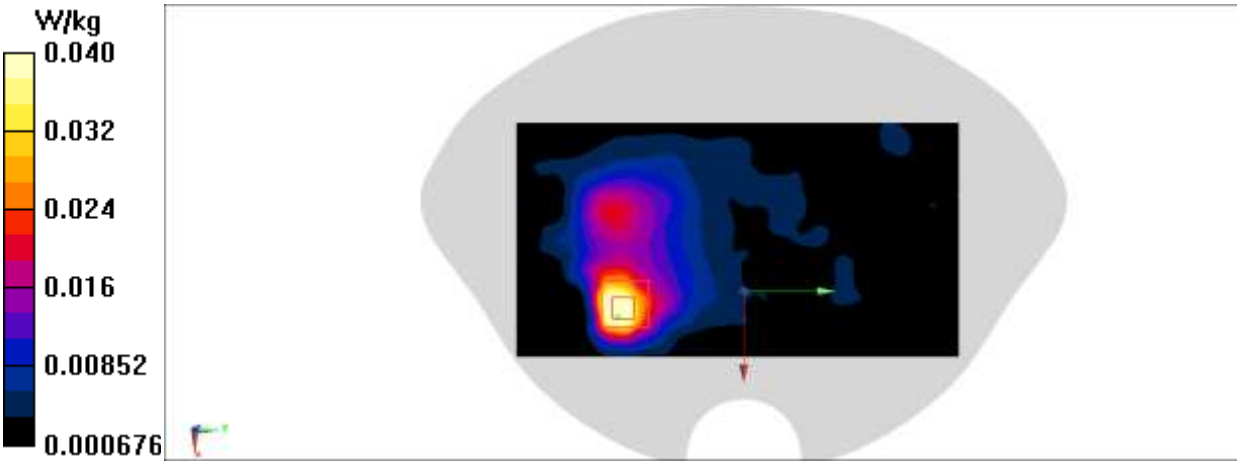

Fig A.108

©Copyright. All rights reserved by CTTL.

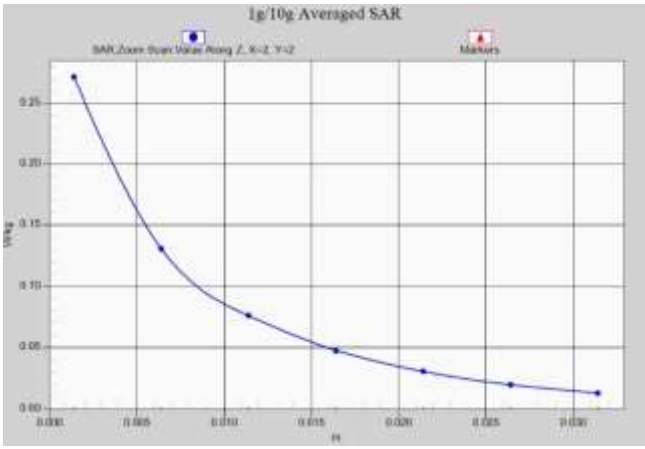

Z-Scan at power reference point (GSM850 ANT13)

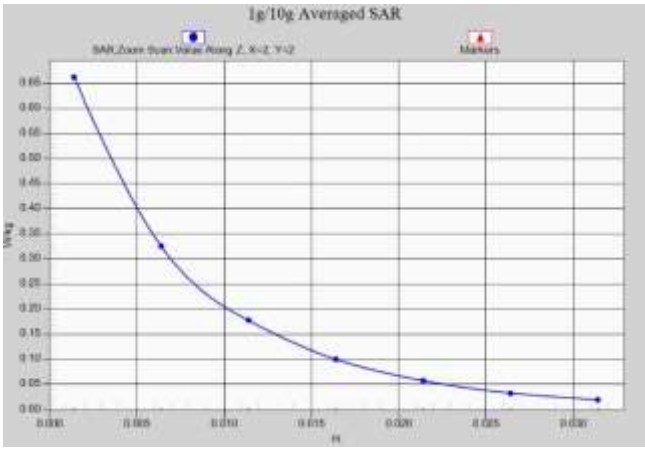

Z-Scan at power reference point (GSM1900 ANT13)

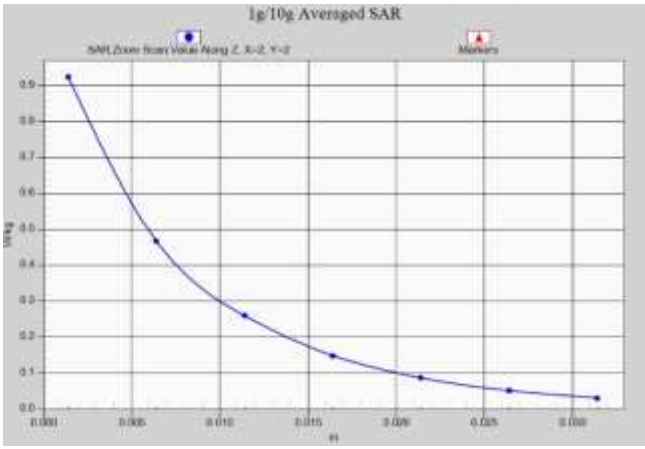

Z-Scan at power reference point (WCDMA1900 ANT13)

©Copyright. All rights reserved by CTTL.

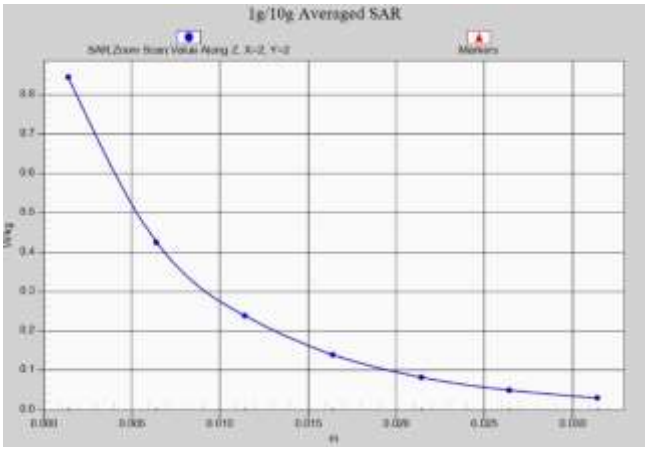

Z-Scan at power reference point (WCDMA1700 ANT13)

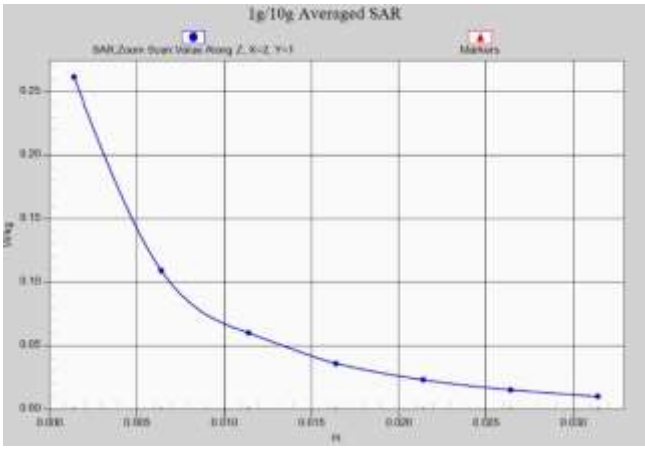

Z-Scan at power reference point (WCDMA850 ANT13)

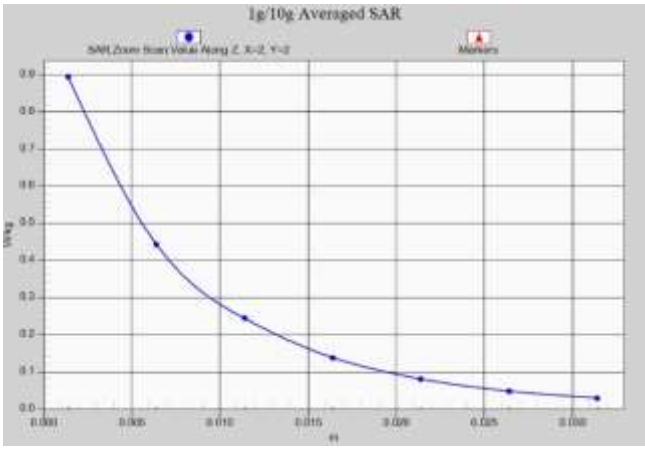

Z-Scan at power reference point (LTE Band2 ANT13)

©Copyright. All rights reserved by CTTL.

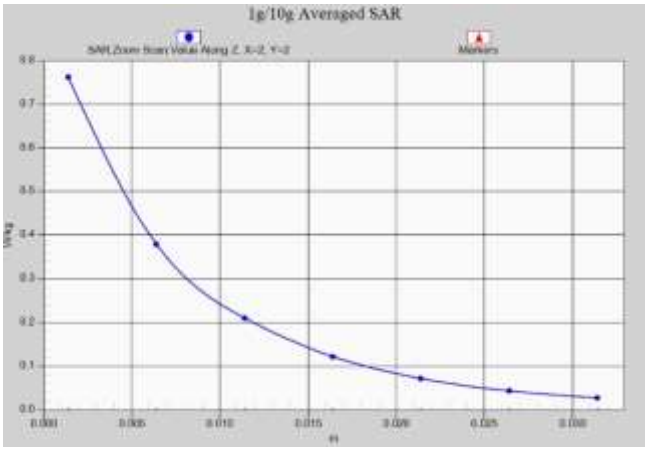

Z-Scan at power reference point (LTE Band4 ANT13)

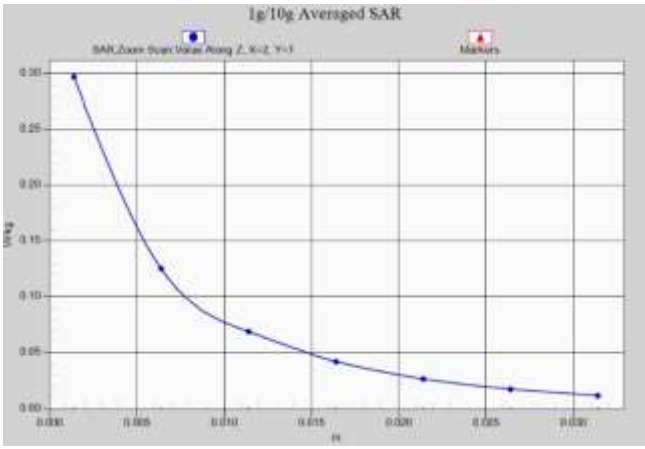

Z-Scan at power reference point (LTE Band5 ANT13)

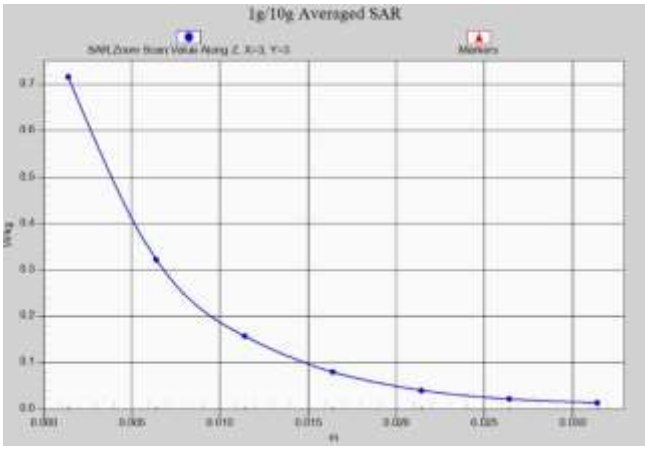

Z-Scan at power reference point (LTE Band7 ANT13)

©Copyright. All rights reserved by CTTL.

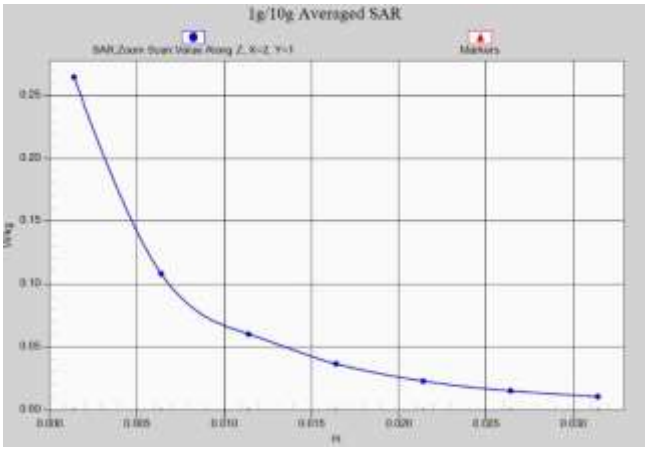

Z-Scan at power reference point (LTE Band12 ANT13)

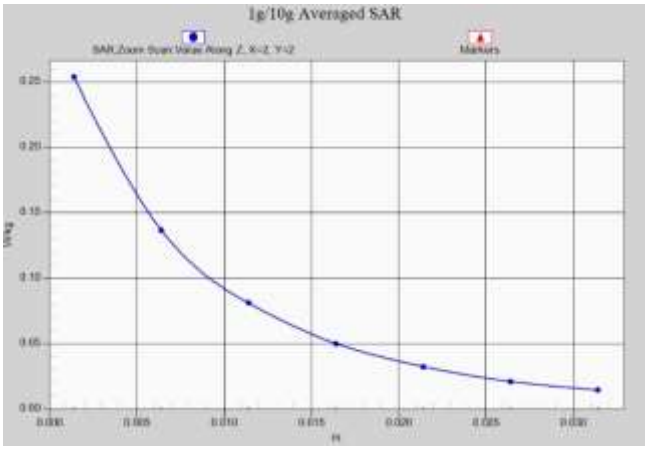

Z-Scan at power reference point (LTE Band13 ANT13)

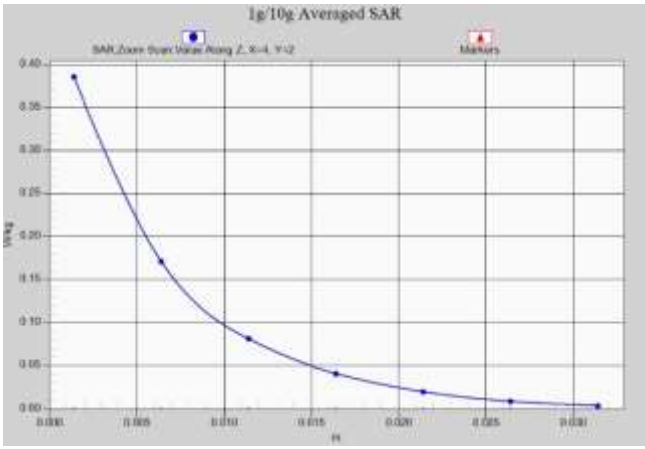

Z-Scan at power reference point (LTE Band38 ANT13)

©Copyright. All rights reserved by CTTL.

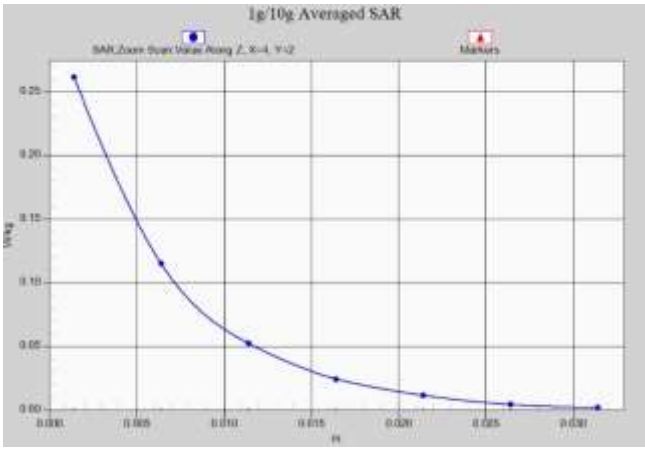

Z-Scan at power reference point (LTE Band41 ANT13)

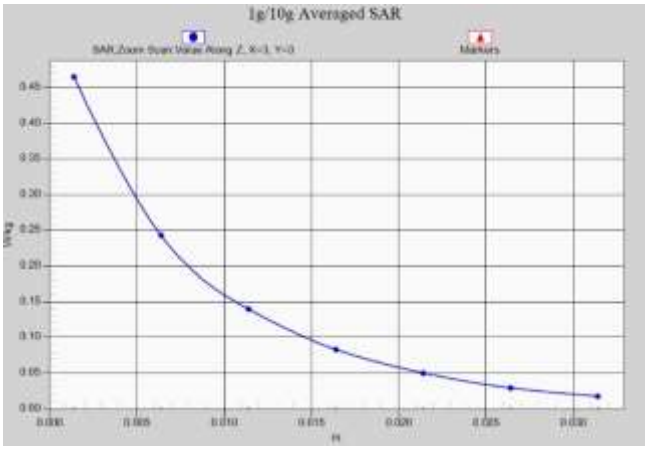

Z-Scan at power reference point (LTE Band66 ANT13)

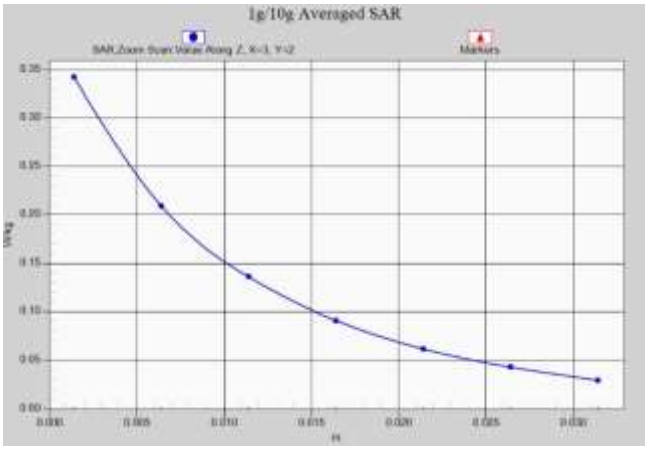

Z-Scan at power reference point (GSM850 ANT13)

©Copyright. All rights reserved by CTTL.

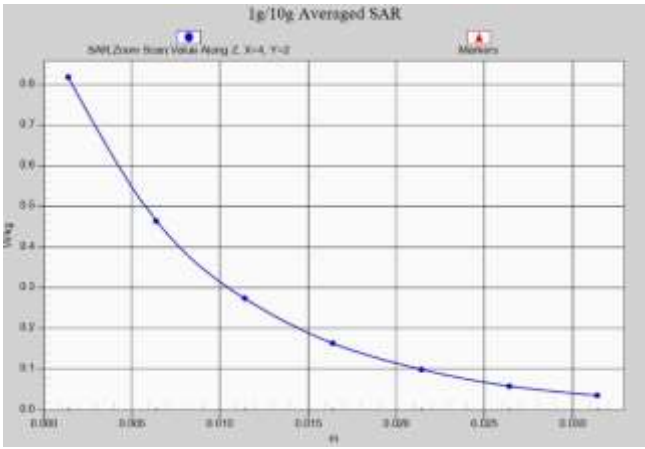

Z-Scan at power reference point (GSM1900 ANT13)

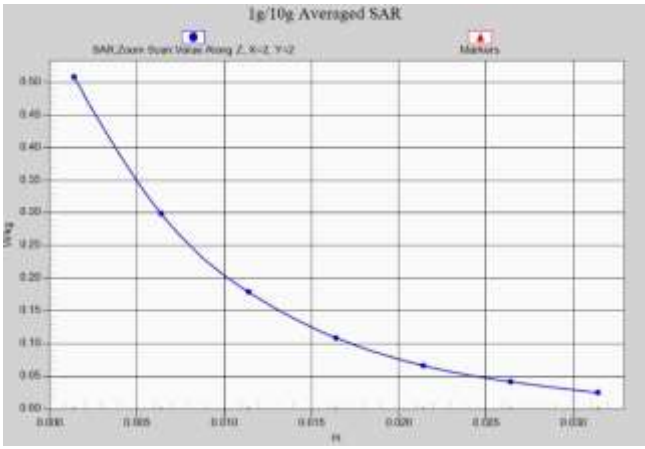

Z-Scan at power reference point (GSM1900 ANT13)

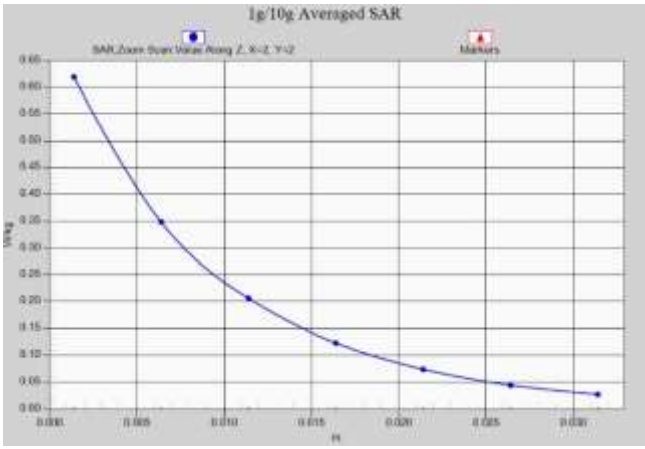

Z-Scan at power reference point (WCDMA1900 ANT13)

©Copyright. All rights reserved by CTTL.

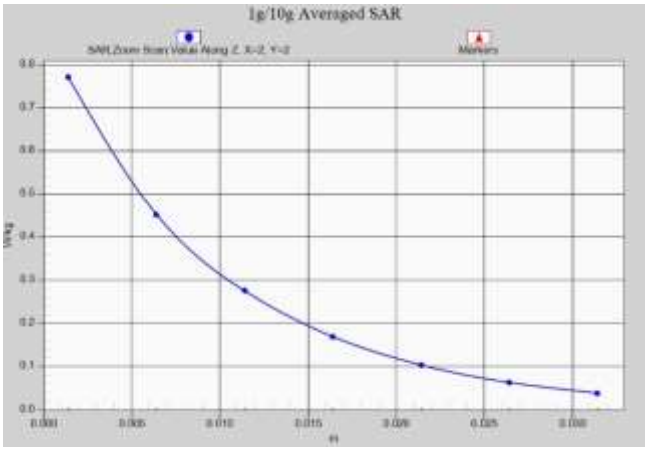

Z-Scan at power reference point (WCDMA1900 ANT13)

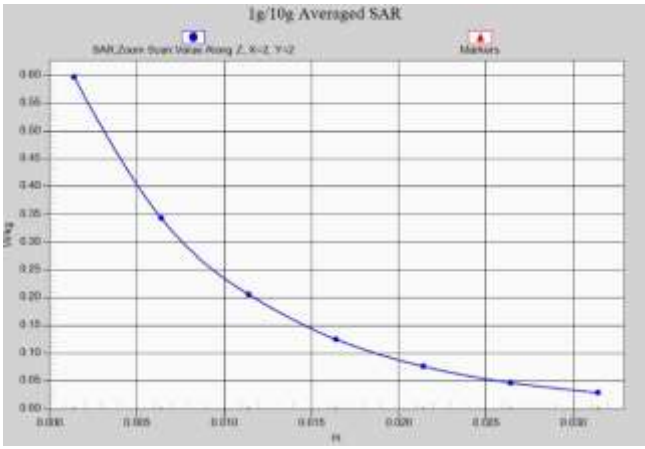

Z-Scan at power reference point (WCDMA1700 ANT13)

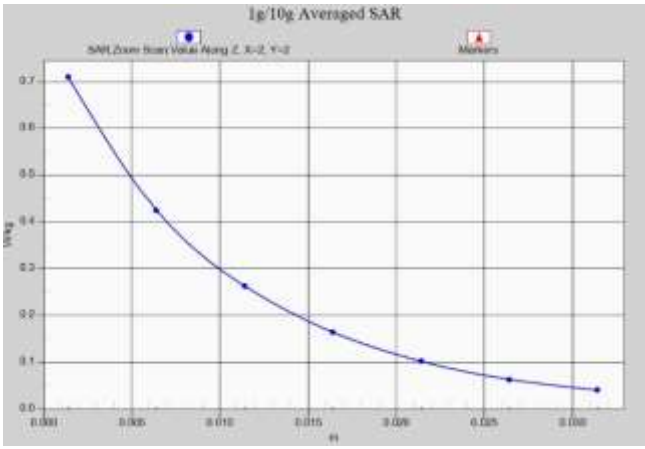

Z-Scan at power reference point (WCDMA1700 ANT13)

©Copyright. All rights reserved by CTTL.

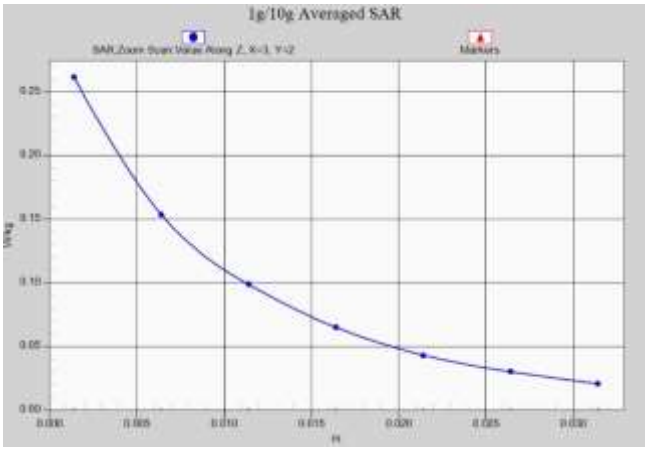

Z-Scan at power reference point (WCDMA850 ANT13)

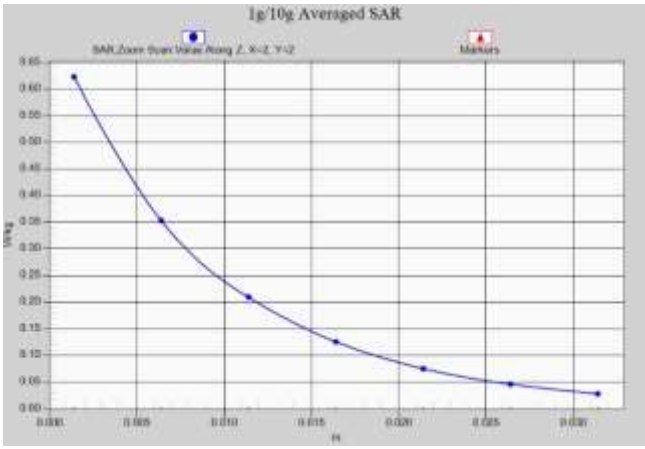

Z-Scan at power reference point (LTE Band2 ANT13)

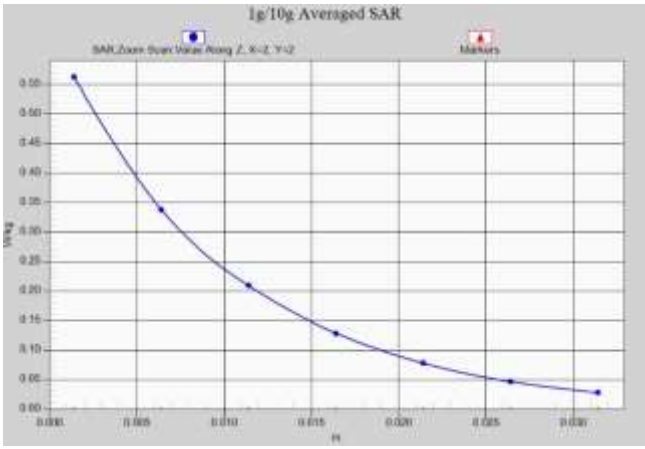

Z-Scan at power reference point (LTE Band2 ANT13)

©Copyright. All rights reserved by CTTL.

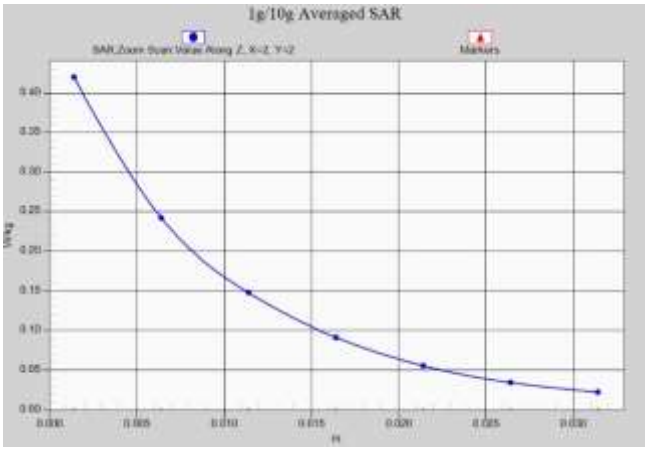

Z-Scan at power reference point (LTE Band4 ANT13)

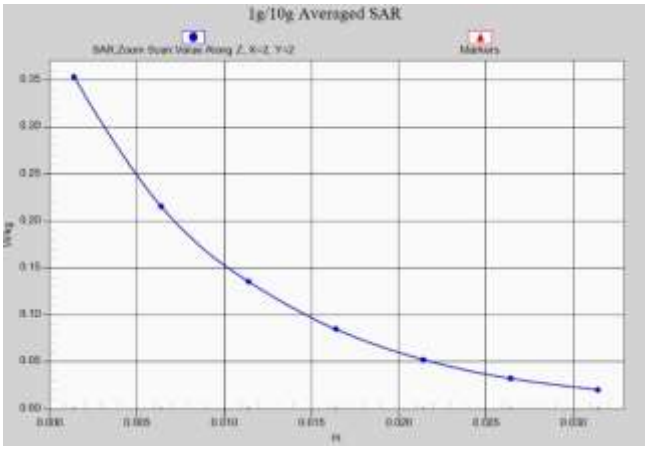

Z-Scan at power reference point (LTE Band4 ANT13)

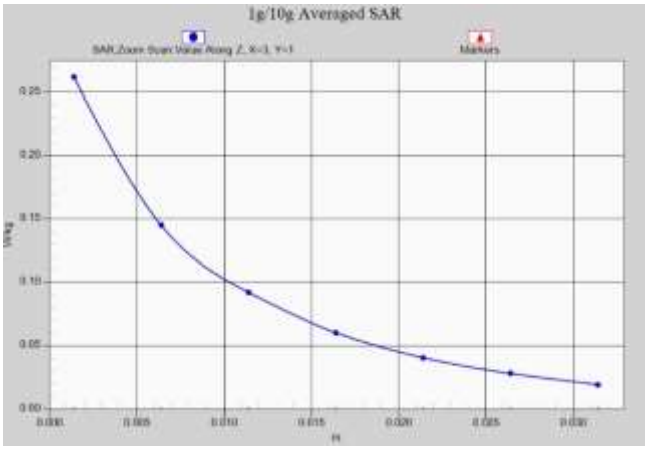

Z-Scan at power reference point (LTE Band5 ANT13)

©Copyright. All rights reserved by CTTL.

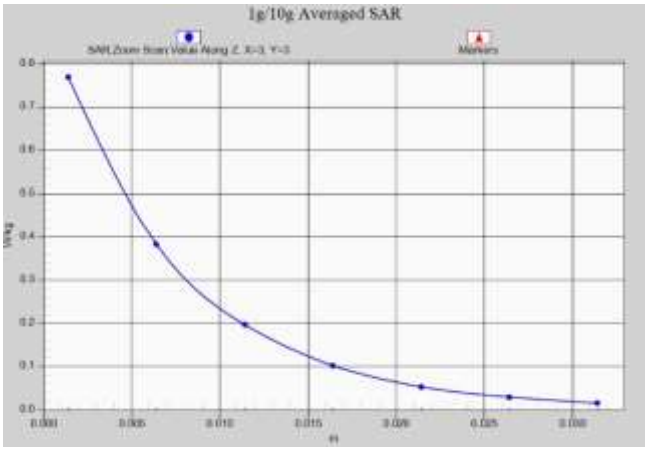

Z-Scan at power reference point (LTE Band7 ANT13)

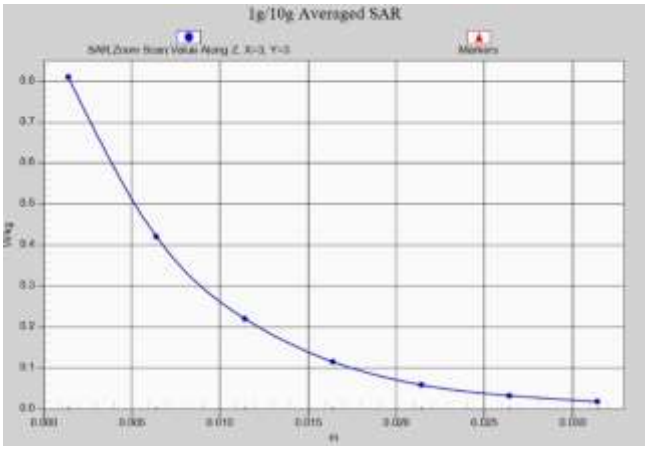

Z-Scan at power reference point (LTE Band7 ANT13)

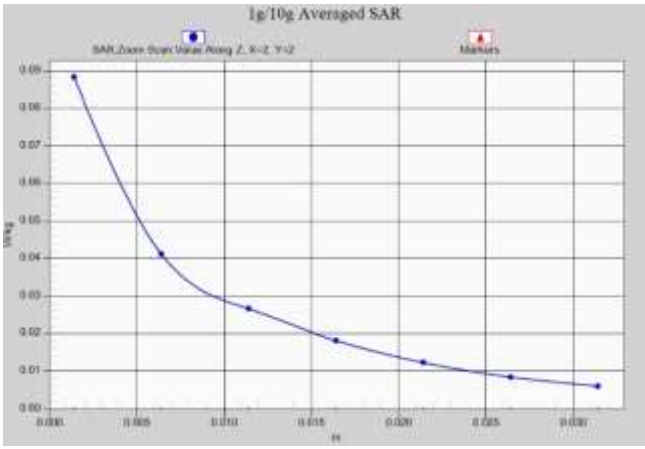

Z-Scan at power reference point (LTE Band12 ANT13)

©Copyright. All rights reserved by CTTL.

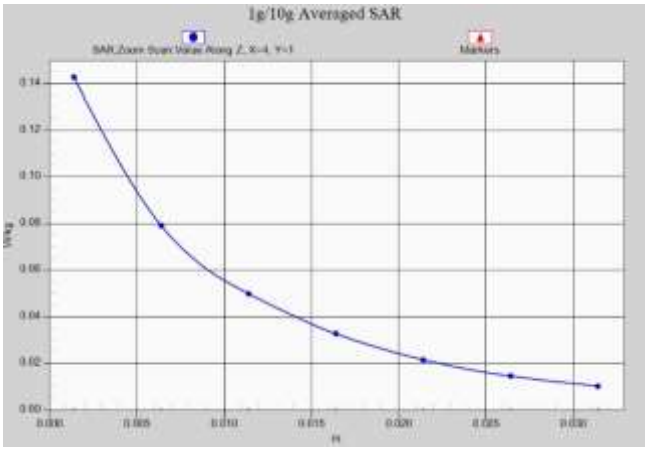

Z-Scan at power reference point (LTE Band13 ANT13)

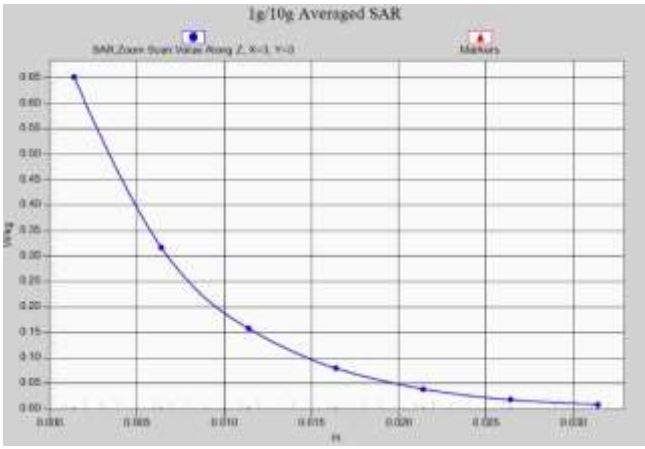

Z-Scan at power reference point (LTE Band38 ANT13)

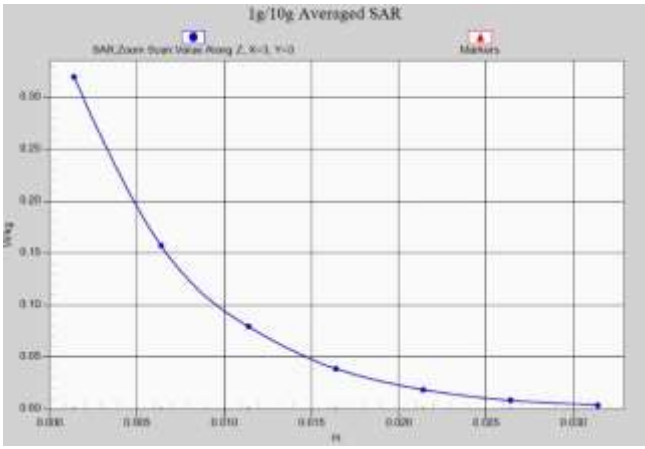

Z-Scan at power reference point (LTE Band38 ANT13)

©Copyright. All rights reserved by CTTL.

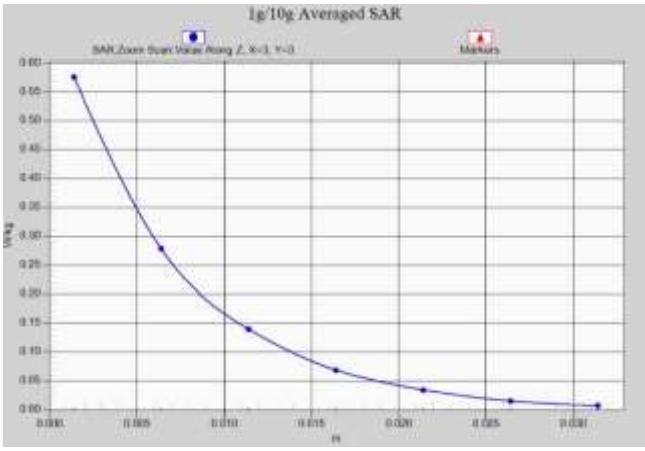

Z-Scan at power reference point (LTE Band41 ANT13)

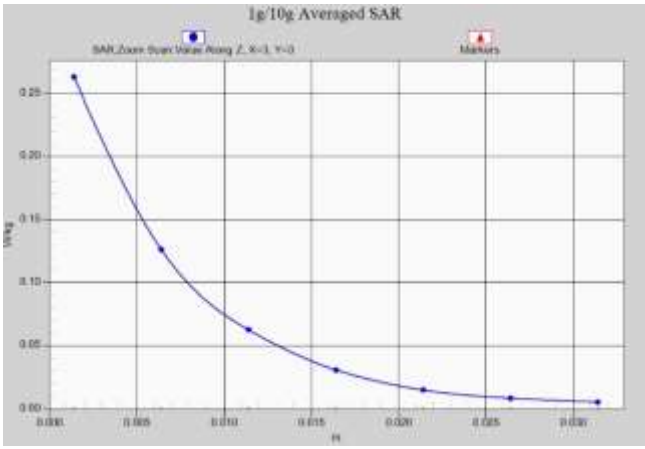

Z-Scan at power reference point (LTE Band41 ANT13)

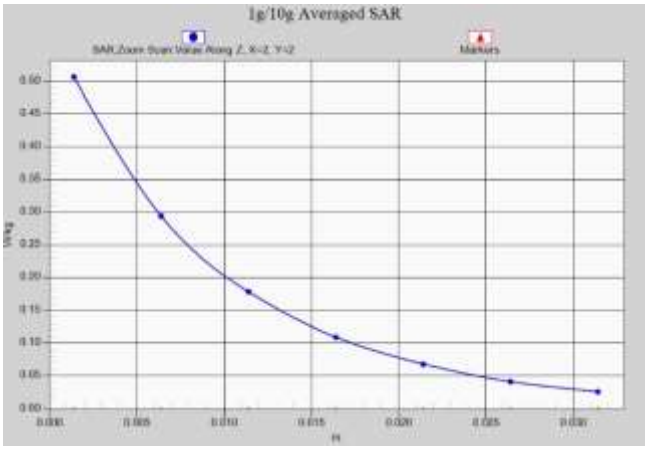

Z-Scan at power reference point (LTE Band66 ANT13)

©Copyright. All rights reserved by CTTL.

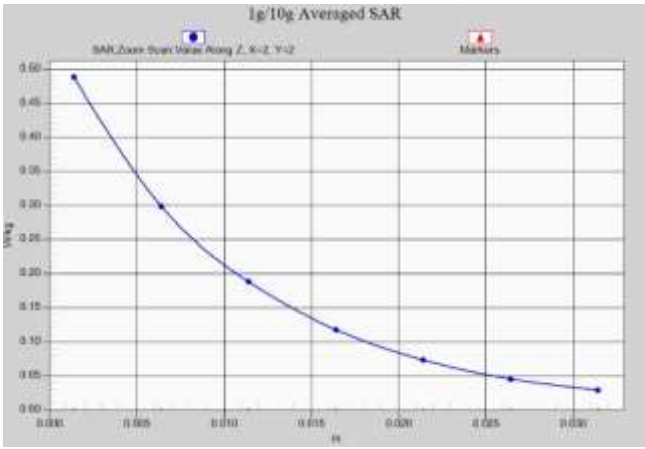

Z-Scan at power reference point (LTE Band66 ANT13)

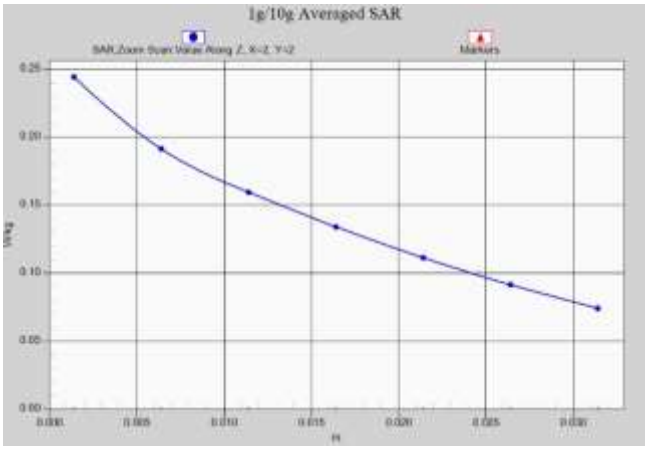

Z-Scan at power reference point (GSM850 ANT41)

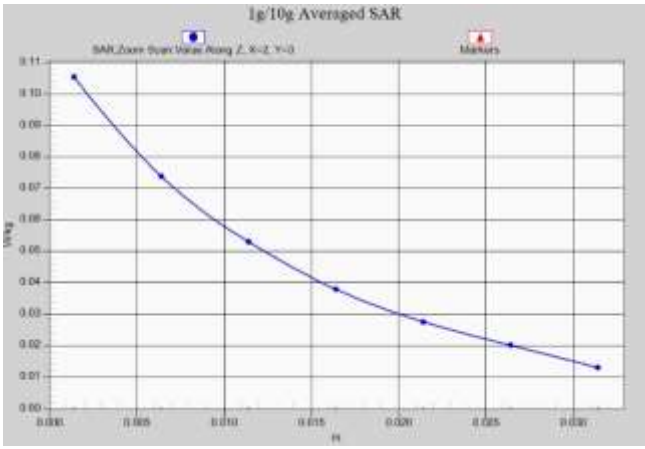

Z-Scan at power reference point (GSM1900 ANT31)

©Copyright. All rights reserved by CTTL.

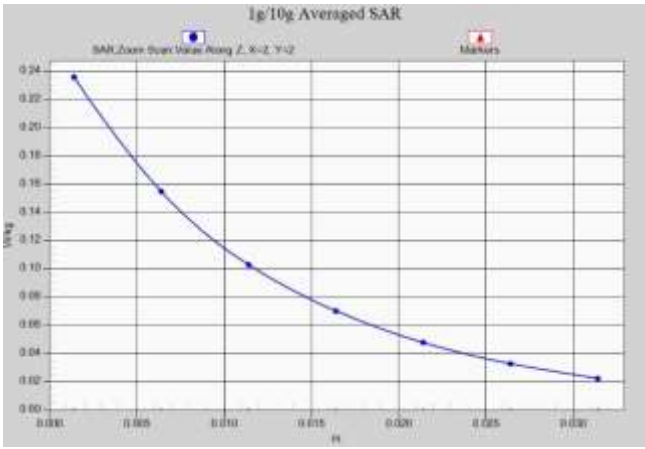

Z-Scan at power reference point (WCDMA1900 ANT31)

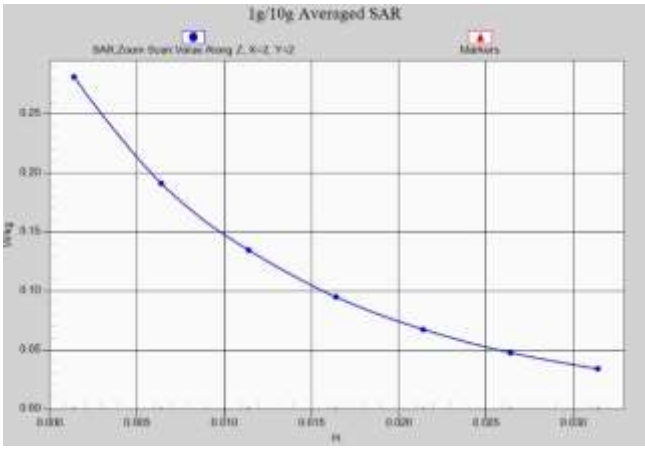

Z-Scan at power reference point (WCDMA1700 ANT31)

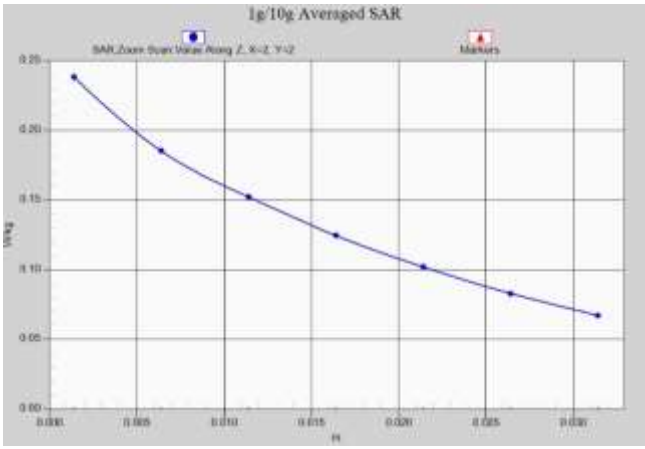

Z-Scan at power reference point (WCDMA850 ANT41)

©Copyright. All rights reserved by CTTL.

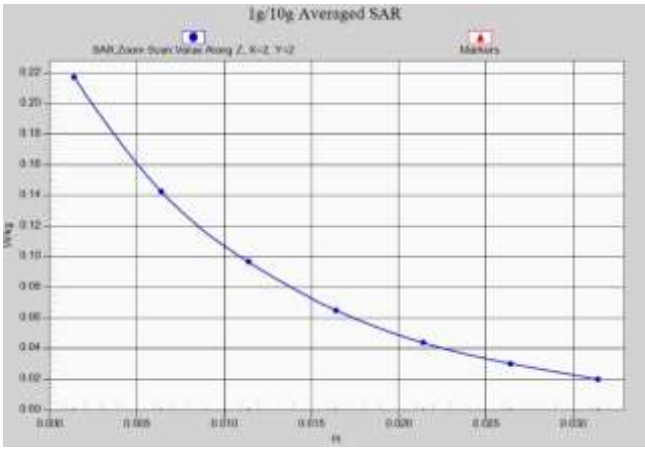

Z-Scan at power reference point (LTE Band2 ANT31)

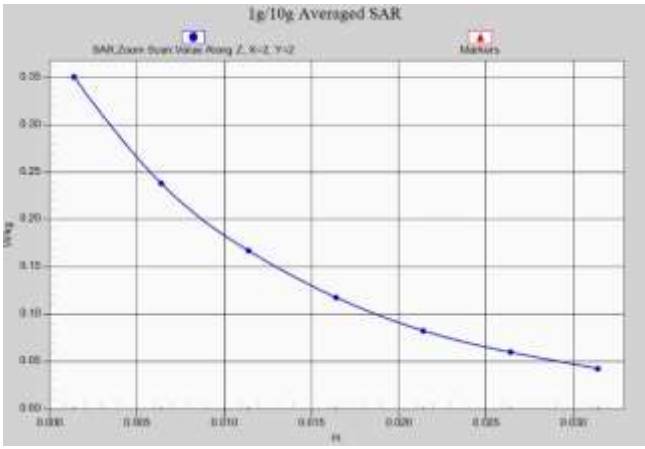

Z-Scan at power reference point (LTE Band4 ANT31)

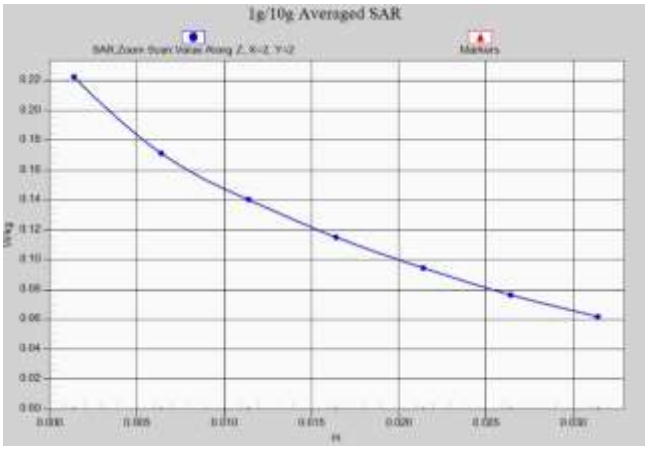

Z-Scan at power reference point (LTE Band5 ANT41)

©Copyright. All rights reserved by CTTL.

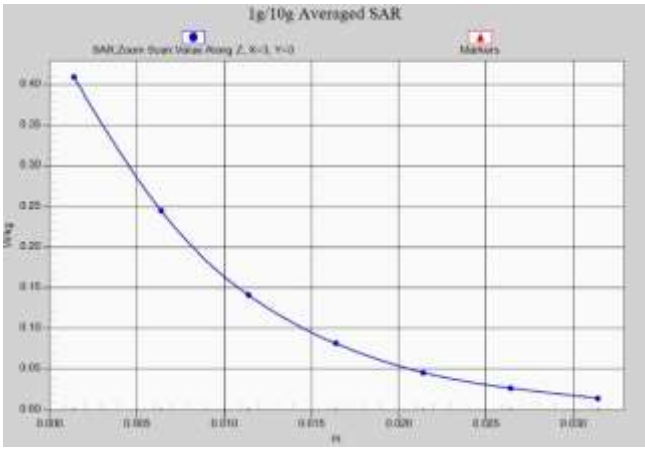

Z-Scan at power reference point (LTE Band7 ANT31)

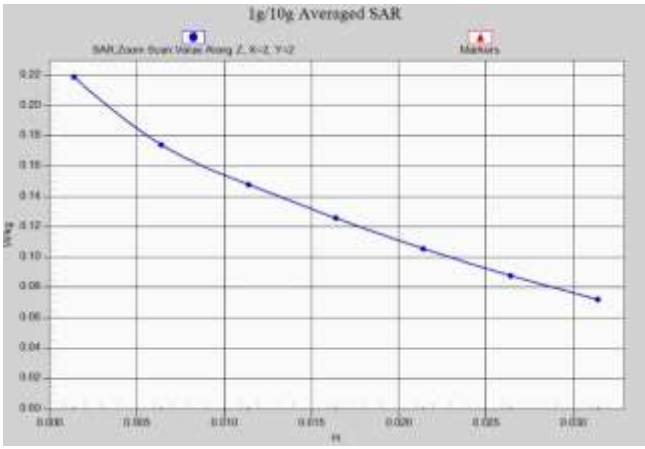

Z-Scan at power reference point (LTE Band12 ANT41)

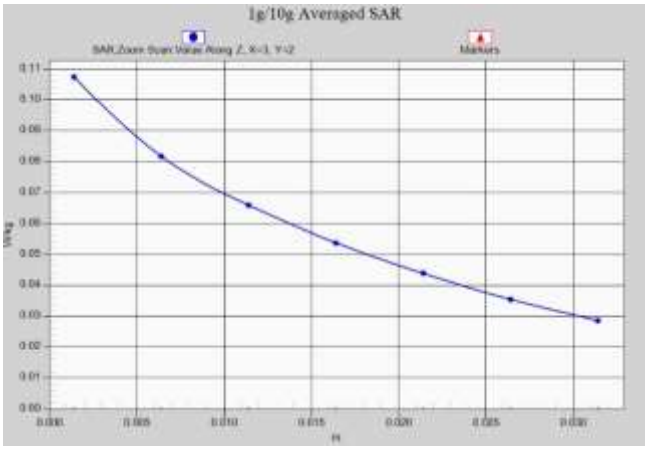

Z-Scan at power reference point (LTE Band13 ANT41)

©Copyright. All rights reserved by CTTL.

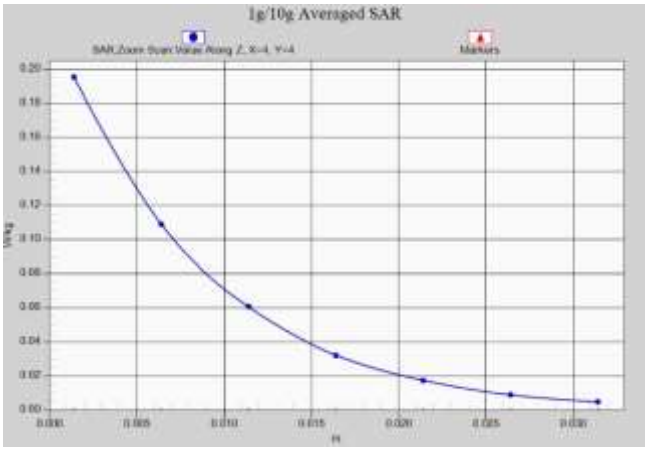

Z-Scan at power reference point (LTE Band38 ANT31)

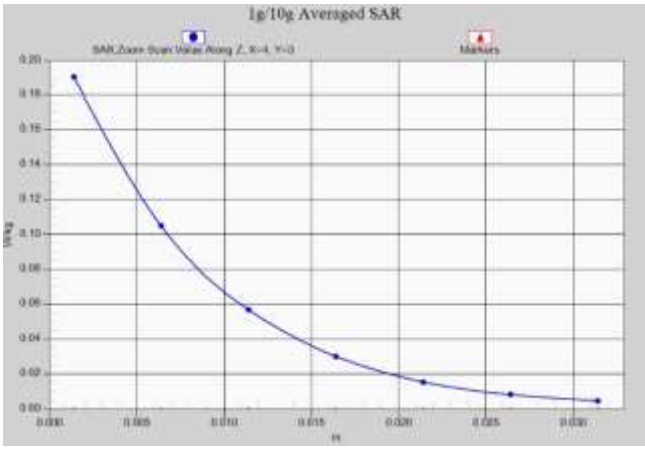

Z-Scan at power reference point (LTE Band41 ANT31)

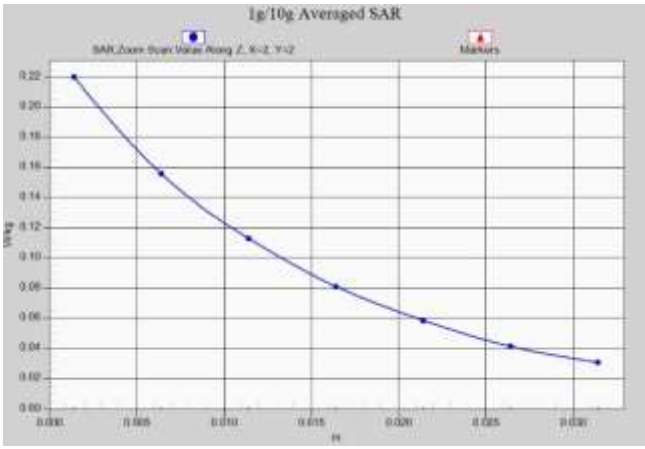

Z-Scan at power reference point (LTE Band66 ANT31)

©Copyright. All rights reserved by CTTL.

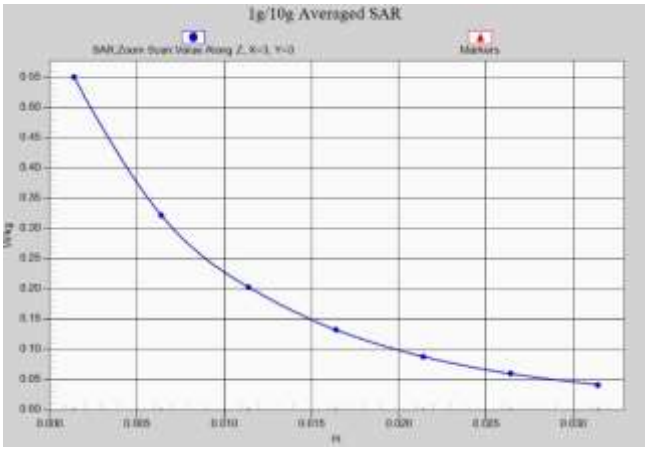

Z-Scan at power reference point (GSM850 ANT41)

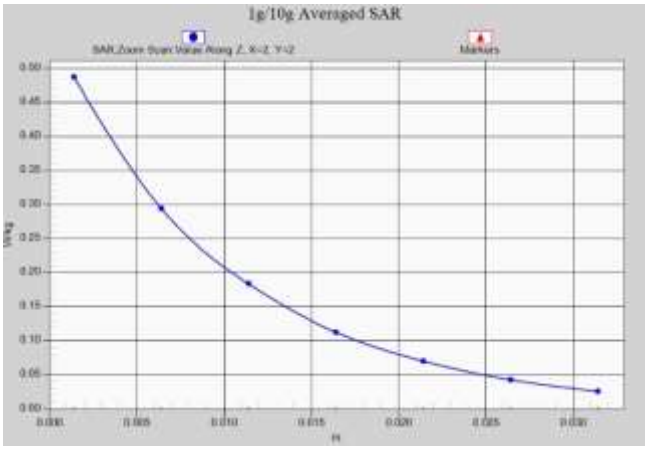

Z-Scan at power reference point (GSM1900 ANT31)

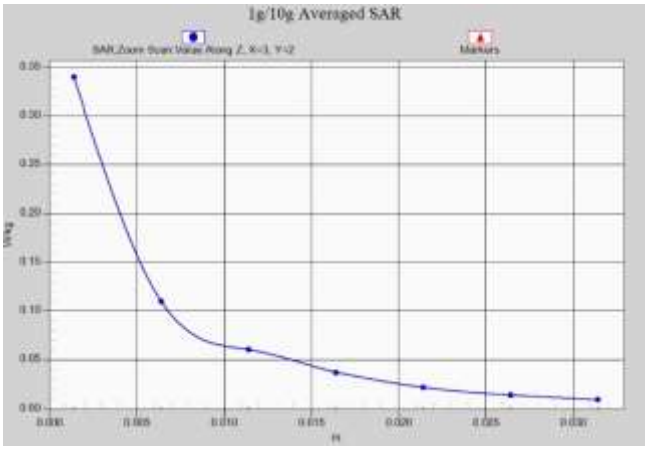

Z-Scan at power reference point (GSM1900 ANT31)

©Copyright. All rights reserved by CTTL.

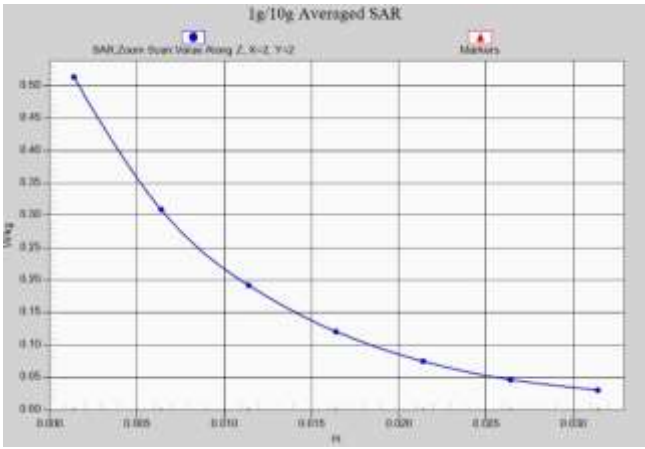

Z-Scan at power reference point (WCDMA1900 ANT31)

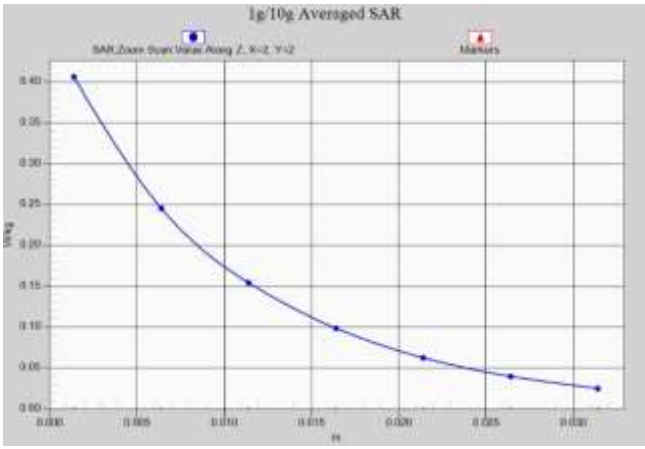

Z-Scan at power reference point (WCDMA1900 ANT31)

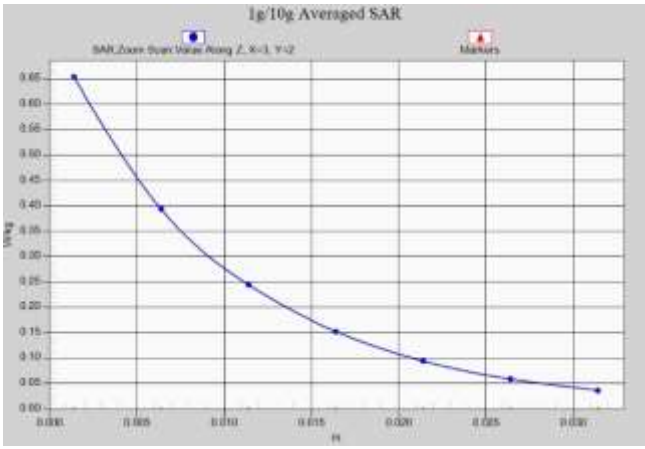

Z-Scan at power reference point (WCDMA1700 ANT31)

©Copyright. All rights reserved by CTTL.

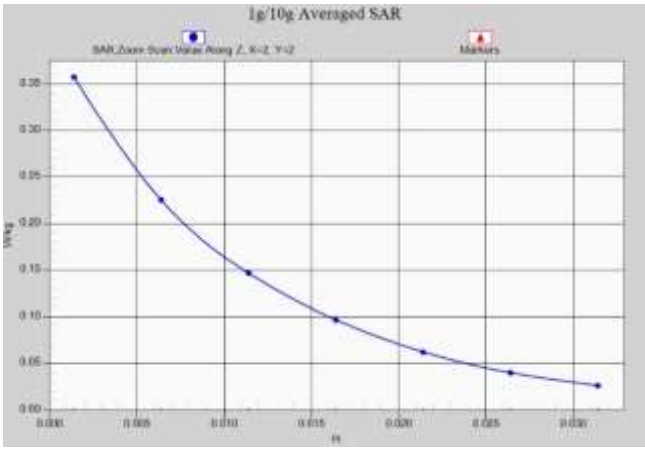

Z-Scan at power reference point (WCDMA1700 ANT31)

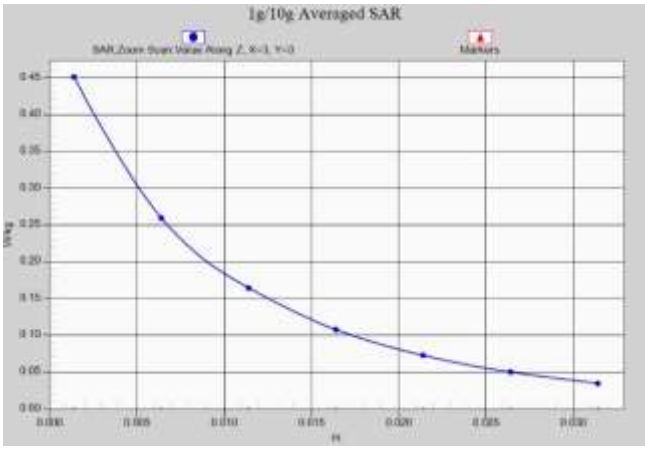

Z-Scan at power reference point (WCDMA850 ANT41)

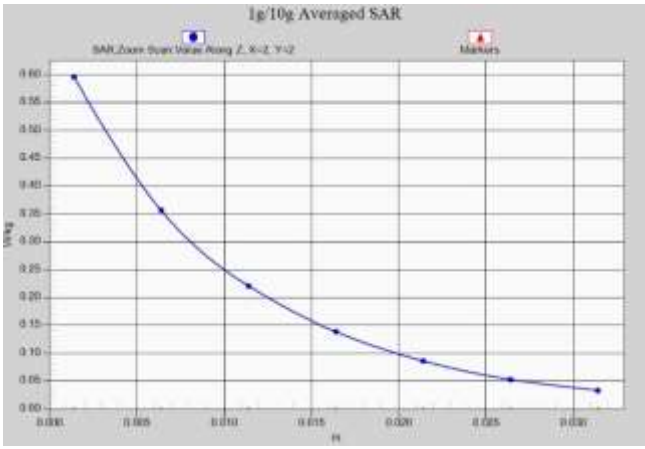

Z-Scan at power reference point (LTE Band2 ANT31)

©Copyright. All rights reserved by CTTL.

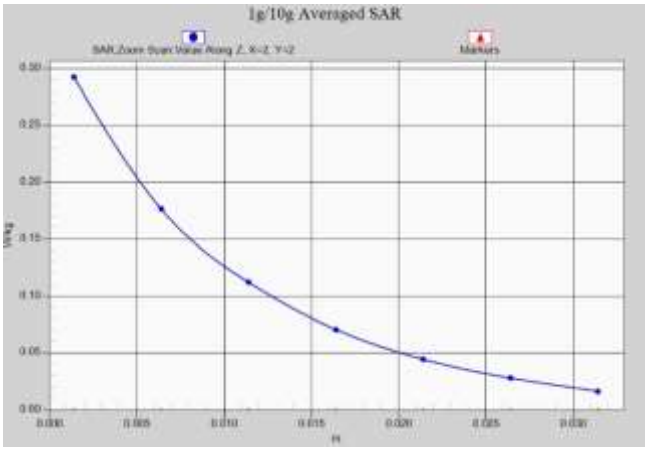

Z-Scan at power reference point (LTE Band2 ANT31)

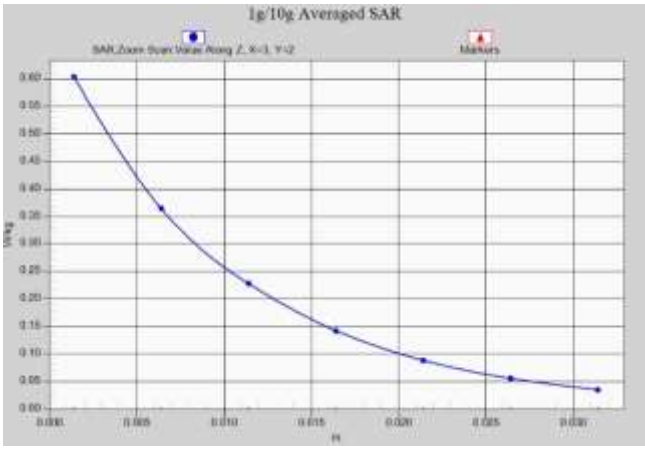

Z-Scan at power reference point (LTE Band4 ANT31)

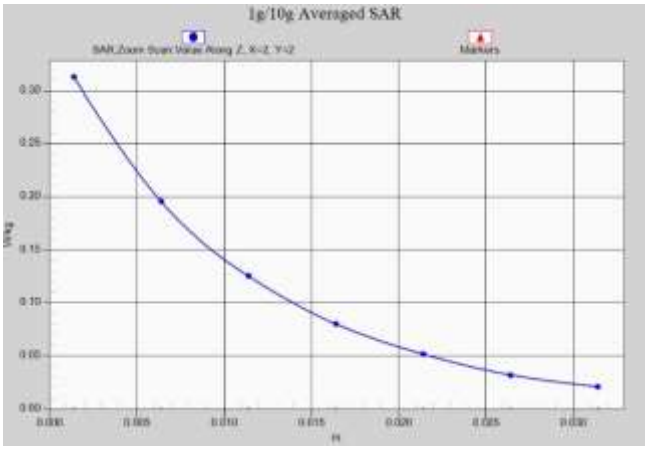

Z-Scan at power reference point (LTE Band4 ANT31)

©Copyright. All rights reserved by CTTL.

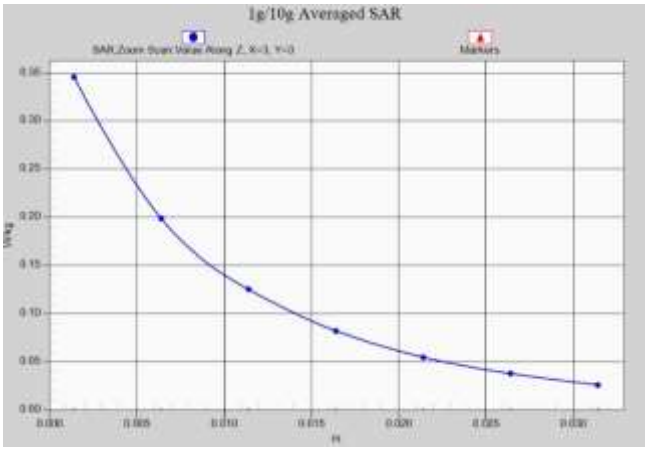

Z-Scan at power reference point (LTE Band5 ANT41)

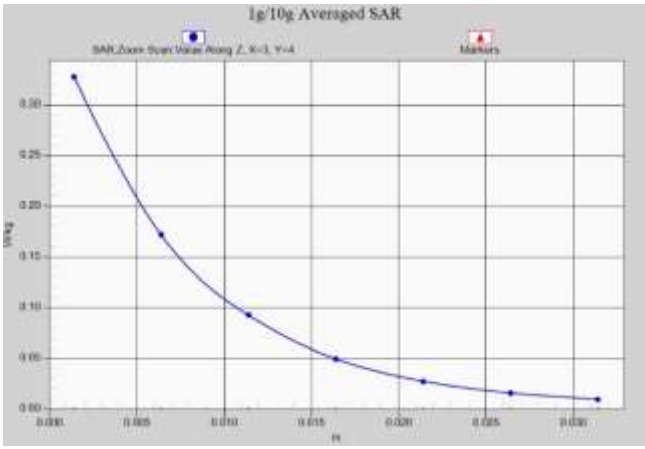

Z-Scan at power reference point (LTE Band7 ANT31)

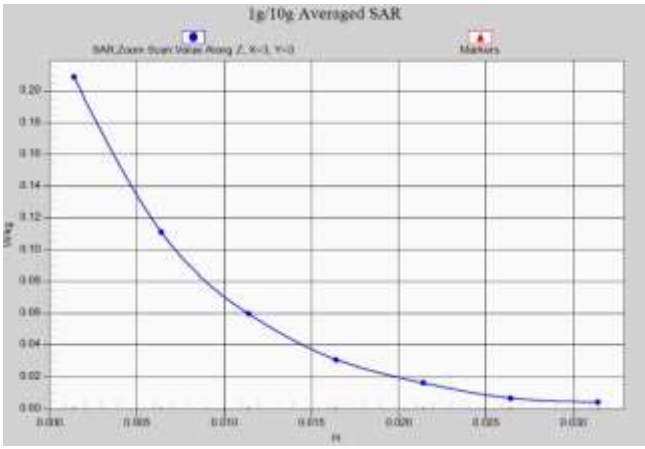

Z-Scan at power reference point (LTE Band7 ANT31)

©Copyright. All rights reserved by CTTL.

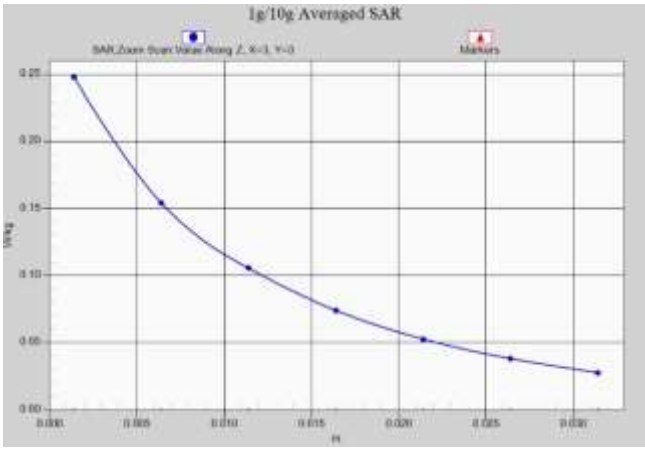

Z-Scan at power reference point (LTE Band12 ANT41)

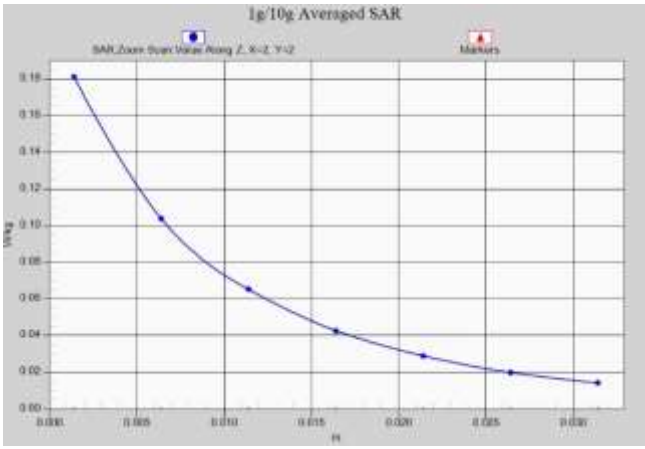

Z-Scan at power reference point (LTE Band13 ANT41)

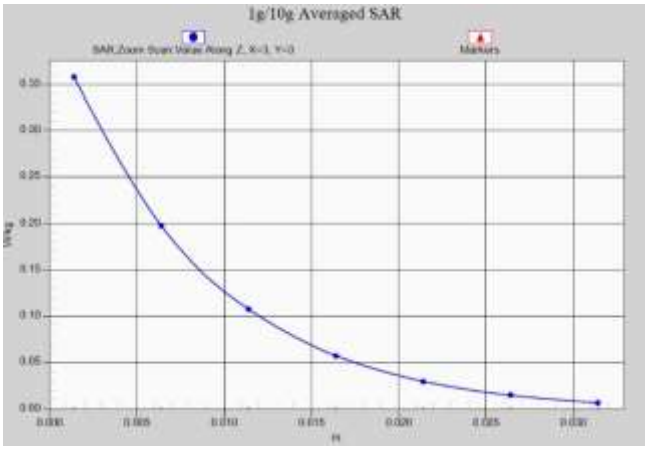

Z-Scan at power reference point (LTE Band38 ANT31)

©Copyright. All rights reserved by CTTL.

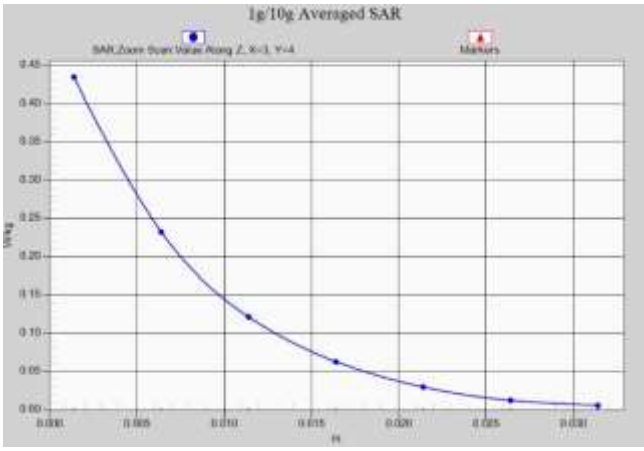

Z-Scan at power reference point (LTE Band41 ANT31)

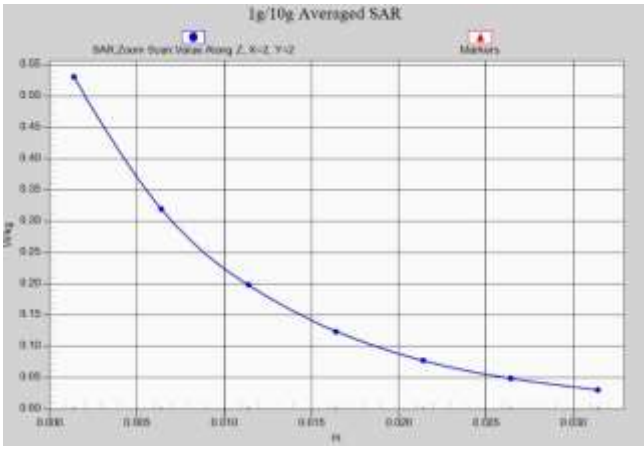

Z-Scan at power reference point (LTE Band66 ANT31)

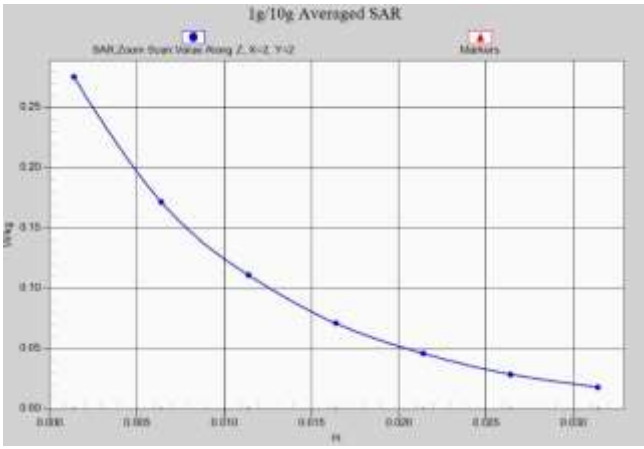

Z-Scan at power reference point (LTE Band66 ANT31)

©Copyright. All rights reserved by CTTL.