Appendix B

Detailed Test Results

GSM850 for Head, Body
GSM1900 for Head, Body
WCDMA Band II for Head, Body
WCDMA Band IV for Head, Body
WCDMA Band V for Head, Body
CDMA BC0 for Head, Body
LTE Band 2 for Head, Body
LTE Band 4 for Head, Body
LTE Band 7 for Head, Body
LTE Band 12 for Head, Body
LTE Band 13 for Head, Body
LTE Band 26 for Head, Body
LTE Band 41 for Head, Body
LTE Band 66 for Head, Body
n2 for Head, Body
n7 for Head, Body
n26 for Head, Body
n38 for Head, Body
n41 for Head, Body
n66 for Head, Body
n77 for Head, Body & Limbs
n78 for Head, Body & Limbs
WIFI 2.4G for Head, Body
WIFI 5G for Head, Body & Limbs
BT for Head, Body

Date: 2023/5/22

Test Laboratory: SGS-SAR Lab

V2250 GSM 850 GPRS 2TS 190CH Left cheek Ant11

DUT: V2250; Type: Mobile Phone; Serial: 868007060199896

Communication System: UID 0, GPRS/EGPRS Mode(2up) Communication System (0); Frequency: 836.6 MHz;Duty Cycle: 1:4.15

Medium: HSL835;Medium parameters used: f = 837 MHz; σ = 0.912 S/m; ε_r = 41.599; ρ = 1000 kg/m^3
Phantom section: Left Section

DASY 5 Configuration:

- Probe: ES3DV3 - SN3137; ConvF(6.09, 6.09, 6.09); Calibrated: 2022/9/16
- Sensor-Surface: 3mm (Mechanical Surface Detection)
- Electronics: DAE4 Sn896; Calibrated: 2023/3/17
- Phantom: SAM 6; Type: SAM Twin; Serial: 1481
- DASY52 52.10.4(1535); SEMCAD X 14.6.14(7501)

Configuration/Head/Area Scan (8x13x1): Measurement grid: dx=15mm, dy=15mm
Maximum value of SAR (measured) = 0.437 W/kg

Configuration/Head/Zoom Scan (5x5x7)/Cube 0: Measurement grid: dx=8mm, dy=8mm, dz=5mm
Reference Value = 4.146 V/m; Power Drift = -0.08 dB
Peak SAR (extrapolated) = 0.759 W/kg
SAR(1 g) = 0.381 W/kg; SAR(10 g) = 0.205 W/kg
Maximum value of SAR (measured) = 0.474 W/kg

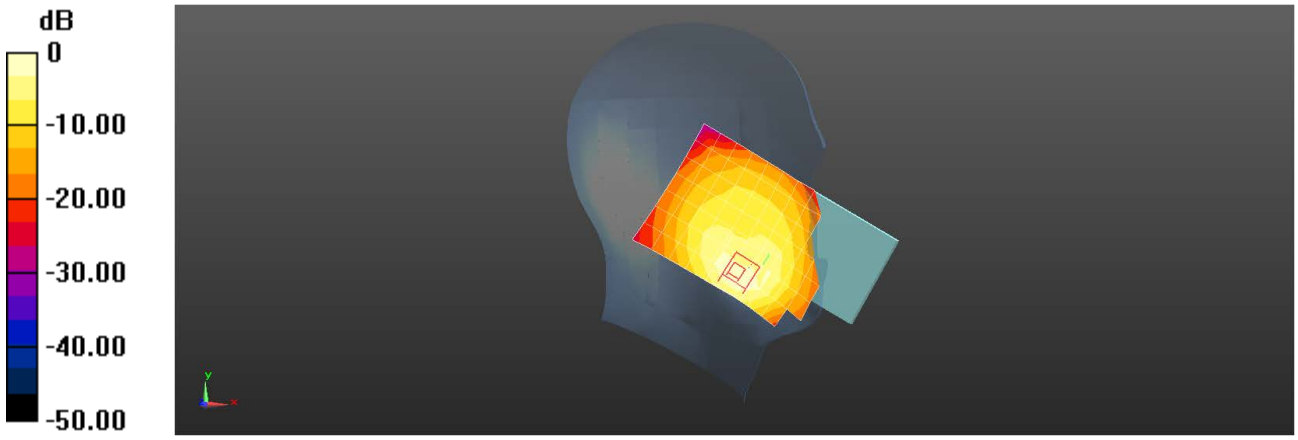

0 dB = 0.437 W/kg = -3.60 dBW/kg

Date: 2023/5/22

Test Laboratory: SGS-SAR Lab

V2250 GSM 850 GSM 190CH Back side 15mm Ant41

DUT: V2250; Type: Mobile Phone; Serial: 868007060199896

Communication System: UID 0, GSM Only Communication System (0); Frequency: 836.6 MHz;Duty Cycle: 1:8.3

Medium: HSL835;Medium parameters used: f = 837 MHz; σ = 0.912 S/m; ε_r = 41.599; ρ = 1000 kg/m^3
Phantom section: Flat Section

DASY 5 Configuration:

- Probe: ES3DV3 - SN3137; ConvF(6.09, 6.09, 6.09); Calibrated: 2022/9/16
- Sensor-Surface: 3mm (Mechanical Surface Detection)
- Electronics: DAE4 Sn896; Calibrated: 2023/3/17
- Phantom: SAM 6; Type: SAM Twin; Serial: 1481
- DASY52 52.10.4(1535); SEMCAD X 14.6.14(7501)

Configuration/Body/Area Scan (8x13x1): Measurement grid: dx=15mm, dy=15mm
Maximum value of SAR (measured) = 0.208 W/kg

Configuration/Body/Zoom Scan (5x5x7)/Cube 0: Measurement grid: dx=8mm, dy=8mm, dz=5mm
Reference Value = 13.60 V/m; Power Drift = -0.07 dB
Peak SAR (extrapolated) = 0.278 W/kg
SAR(1 g) = 0.184 W/kg; SAR(10 g) = 0.124 W/kg
Maximum value of SAR (measured) = 0.213 W/kg

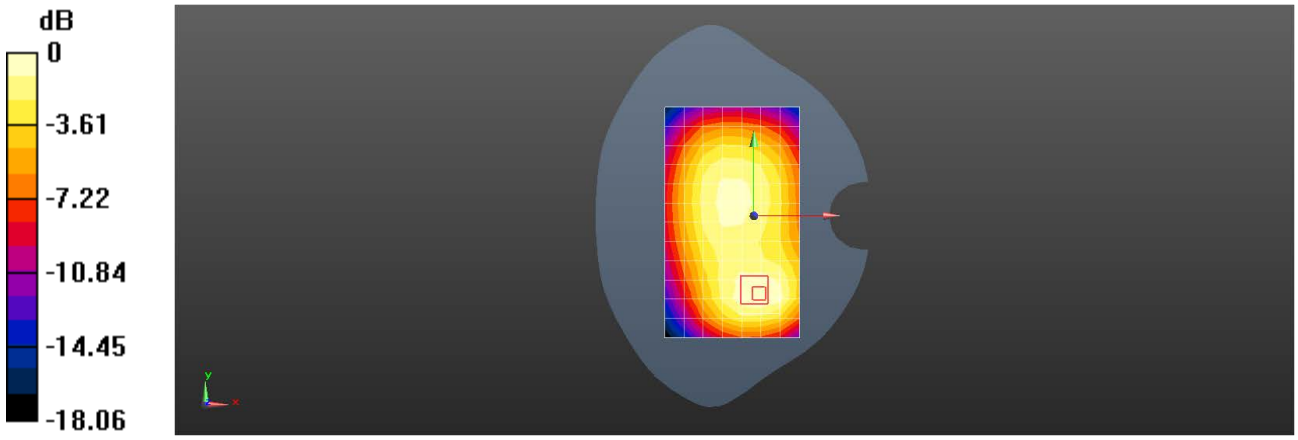

0 dB = 0.208 W/kg = -6.82 dBW/kg

Date: 2023/5/22

Test Laboratory: SGS-SAR Lab

V2250 GSM 850 GPRS 2TS 190CH Left side 10mm Ant11

DUT: V2250; Type: Mobile Phone; Serial: 868007060199896

Communication System: UID 0, GPRS/EGPRS Mode(2up) Communication System (0); Frequency: 836.6 MHz;Duty Cycle: 1:4.15

Medium: HSL835;Medium parameters used: f = 837 MHz; σ = 0.912 S/m; ε_r = 41.599; ρ = 1000 kg/m^3
Phantom section: Flat Section

DASY 5 Configuration:

- Probe: ES3DV3 - SN3137; ConvF(6.09, 6.09, 6.09); Calibrated: 2022/9/16
- Sensor-Surface: 3mm (Mechanical Surface Detection)
- Electronics: DAE4 Sn896; Calibrated: 2023/3/17
- Phantom: SAM 6; Type: SAM Twin; Serial: 1481
- DASY52 52.10.4(1535); SEMCAD X 14.6.14(7501)

Configuration/Body/Area Scan (5x13x1): Measurement grid: dx=15mm, dy=15mm
Maximum value of SAR (measured) = 0.421 W/kg

Configuration/Body/Zoom Scan (5x5x7)/Cube 0: Measurement grid: dx=8mm, dy=8mm, dz=5mm
Reference Value = 9.708 V/m; Power Drift = 0.07 dB
Peak SAR (extrapolated) = 0.755 W/kg
SAR(1 g) = 0.397 W/kg; SAR(10 g) = 0.212 W/kg
Maximum value of SAR (measured) = 0.507 W/kg

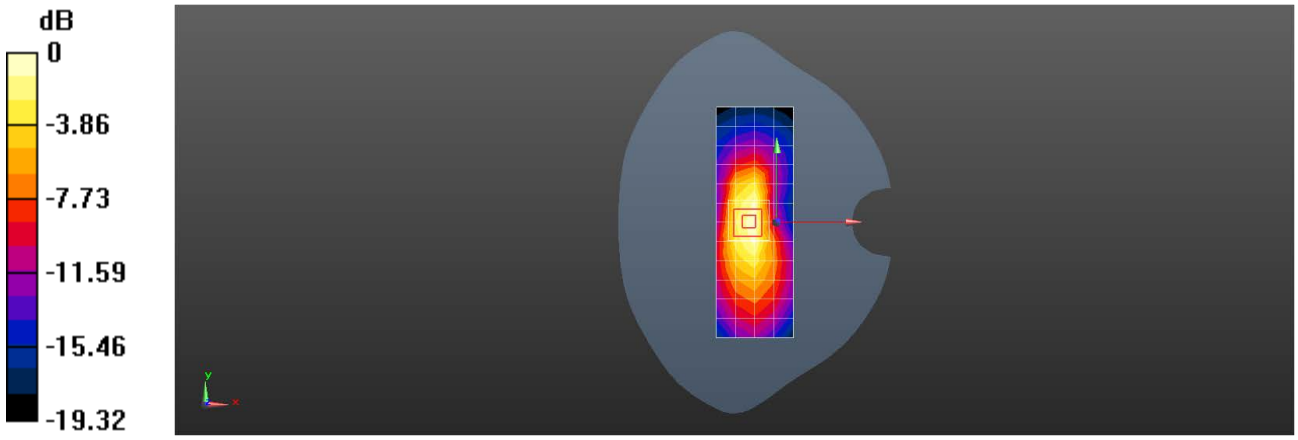

0 dB = 0.421 W/kg = -3.76 dBW/kg

Date: 2023/5/21

Test Laboratory: SGS-SAR Lab

V2250 GSM 1900 GPRS 2TS 661CH Left cheek Ant31

DUT: V2250; Type: Mobile Phone; Serial: 868007060199714

Communication System: UID 0, GPRS/EGPRS Mode(2up) Communication System (0); Frequency: 1880 MHz;Duty Cycle: 1:4.15

Medium: HSL1900;Medium parameters used: f = 1880 MHz; σ = 1.438 S/m; ε_r = 40.055; ρ = 1000 kg/m^3
Phantom section: Left Section

DASY 5 Configuration:

- Probe: EX3DV4 - SN3789; ConvF(7.3, 7.3, 7.3); Calibrated: 2022/9/30
- Sensor-Surface: 1.4mm (Mechanical Surface Detection)
- Electronics: DAE4 Sn702; Calibrated: 2022/11/9
- Phantom: SAM 4; Type: SAM; Serial: 1913
- DASY52 52.10.4(1527); SEMCAD X 14.6.14(7483)

Configuration/Head/Area Scan (8x13x1): Measurement grid: dx=15mm, dy=15mm
Maximum value of SAR (measured) = 0.0971 W/kg

Configuration/Head/Zoom Scan (5x5x7)/Cube 0: Measurement grid: dx=8mm, dy=8mm, dz=5mm
Reference Value = 1.405 V/m; Power Drift = 0.01 dB
Peak SAR (extrapolated) = 0.117 W/kg
SAR(1 g) = 0.077 W/kg; SAR(10 g) = 0.049 W/kg
Maximum value of SAR (measured) = 0.100 W/kg

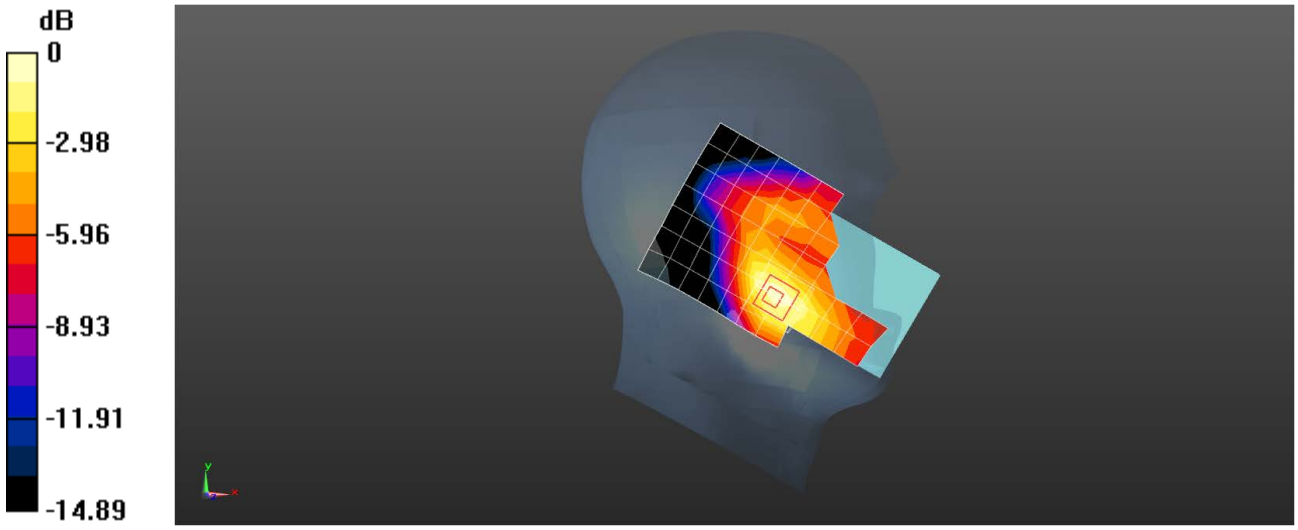

0 dB = 0.100 W/kg = -10.00 dBW/kg

Date: 2023/5/21

Test Laboratory: SGS-SAR Lab

V2250 GSM 1900 GSM 661CH Back side 15mm Ant31

DUT: V2250; Type: Mobile Phone; Serial: 868007060199714

Communication System: UID 0, GSM Only Communication System (0); Frequency: 1880 MHz;Duty Cycle: 1:8.3

Medium: HSL1900;Medium parameters used: f = 1880 MHz; σ = 1.438 S/m; ε_r = 40.055; ρ = 1000 kg/m^3
Phantom section: Flat Section

DASY 5 Configuration:

- Probe: EX3DV4 - SN3789; ConvF(7.3, 7.3, 7.3); Calibrated: 2022/9/30
- Sensor-Surface: 1.4mm (Mechanical Surface Detection)
- Electronics: DAE4 Sn702; Calibrated: 2022/11/9
- Phantom: SAM 4; Type: SAM; Serial: 1913
- DASY52 52.10.4(1527); SEMCAD X 14.6.14(7483)

Configuration/Body/Area Scan (8x13x1): Measurement grid: dx=15mm, dy=15mm
Maximum value of SAR (measured) = 0.392 W/kg

Configuration/Body/Zoom Scan (5x5x7)/Cube 0: Measurement grid: dx=8mm, dy=8mm, dz=5mm
Reference Value = 6.303 V/m; Power Drift = -0.06 dB
Peak SAR (extrapolated) = 0.471 W/kg
SAR(1 g) = 0.300 W/kg; SAR(10 g) = 0.187 W/kg
Maximum value of SAR (measured) = 0.411 W/kg

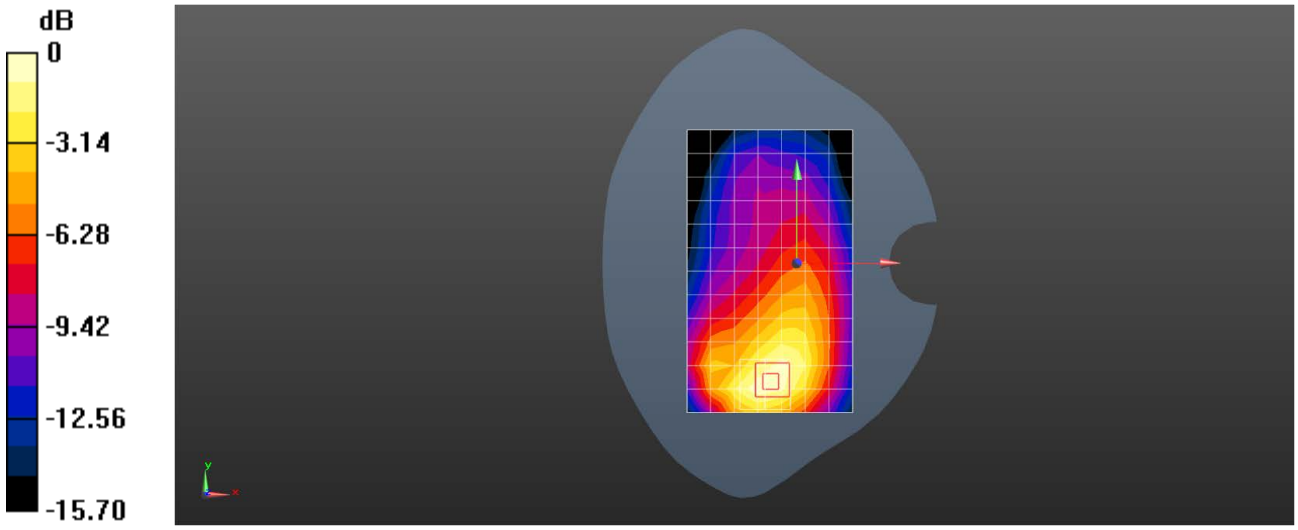

0 dB = 0.411 W/kg = -3.86 dBW/kg

Date: 2023/5/21

Test Laboratory: SGS-SAR Lab

V2250 GSM 1900 GPRS 2TS 661CH Top side 10mm Ant15

DUT: V2250; Type: Mobile Phone; Serial: 868007060199714

Communication System: UID 0, GPRS/EGPRS Mode(2up) Communication System (0); Frequency: 1880 MHz;Duty Cycle: 1:4.15

Medium: HSL1900;Medium parameters used: f = 1880 MHz; σ = 1.438 S/m; ε_r = 40.055; ρ = 1000 kg/m^3
Phantom section: Flat Section

DASY 5 Configuration:

- Probe: EX3DV4 - SN3789; ConvF(7.3, 7.3, 7.3); Calibrated: 2022/9/30
- Sensor-Surface: 1.4mm (Mechanical Surface Detection)
- Electronics: DAE4 Sn702; Calibrated: 2022/11/9
- Phantom: SAM 4; Type: SAM; Serial: 1913
- DASY52 52.10.4(1527); SEMCAD X 14.6.14(7483)

Configuration/Body/Area Scan (5x9x1): Measurement grid: dx=15mm, dy=15mm
Maximum value of SAR (measured) = 0.635 W/kg

Configuration/Body/Zoom Scan (5x5x7)/Cube 0: Measurement grid: dx=8mm, dy=8mm, dz=5mm
Reference Value = 18.19 V/m; Power Drift = 0.01 dB
Peak SAR (extrapolated) = 0.753 W/kg
SAR(1 g) = 0.436 W/kg; SAR(10 g) = 0.250 W/kg
Maximum value of SAR (measured) = 0.633 W/kg

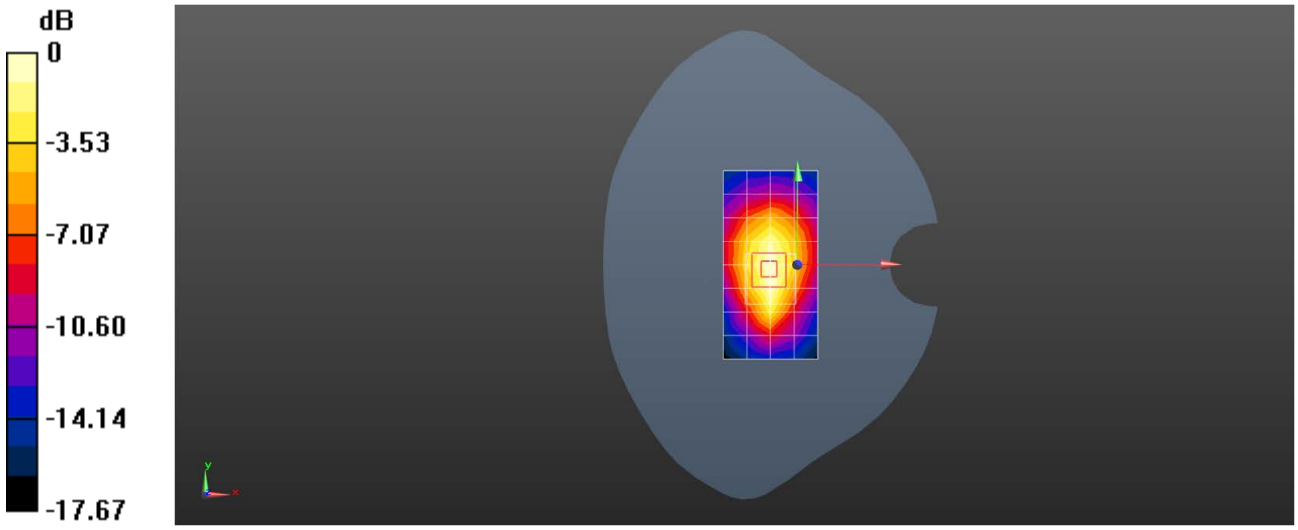

0 dB = 0.633 W/kg = -1.99 dBW/kg

Date: 2023/5/19

Test Laboratory: SGS-SAR Lab

V2250 WCDMA Band II RMC 9400CH Left cheek Ant31

DUT: V2250; Type: Mobile Phone; Serial: 868007060199714

Communication System: UID 0, WCDMA (0); Frequency: 1880 MHz;Duty Cycle: 1:1

Medium: HSL1900;Medium parameters used: f = 1880 MHz; σ = 1.373 S/m; ε_r = 40.81; ρ = 1000 kg/m^3
Phantom section: Left Section

DASY 5 Configuration:

- Probe: EX3DV4 - SN3789; ConvF(7.3, 7.3, 7.3); Calibrated: 2022/9/30
- Sensor-Surface: 1.4mm (Mechanical Surface Detection)
- Electronics: DAE4 Sn702; Calibrated: 2022/11/9
- Phantom: SAM 4; Type: SAM; Serial: 1913
- DASY52 52.10.4(1527); SEMCAD X 14.6.14(7483)

Configuration/Head/Area Scan (8x13x1): Measurement grid: dx=15mm, dy=15mm
Maximum value of SAR (measured) = 0.214 W/kg

Configuration/Head/Zoom Scan (5x5x7)/Cube 0: Measurement grid: dx=8mm, dy=8mm, dz=5mm
Reference Value = 5.554 V/m; Power Drift = -0.03 dB
Peak SAR (extrapolated) = 0.255 W/kg
SAR(1 g) = 0.163 W/kg; SAR(10 g) = 0.102 W/kg
Maximum value of SAR (measured) = 0.217 W/kg

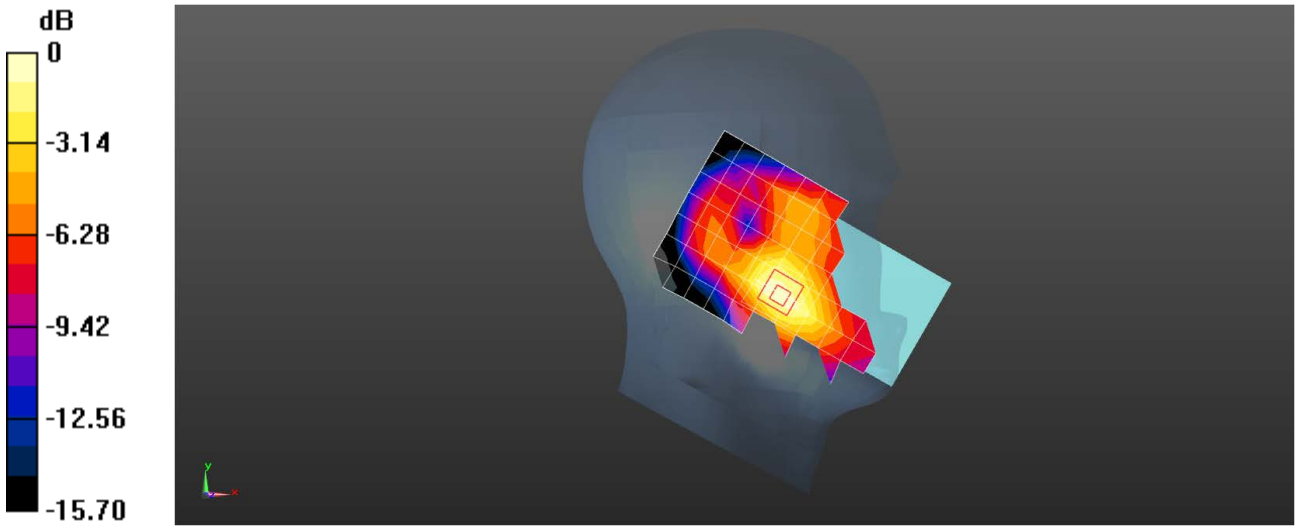

0 dB = 0.217 W/kg = -6.64 dBW/kg

Date: 2023/5/19

Test Laboratory: SGS-SAR Lab

V2250 WCDMA Band II RMC 9400CH Back side 15mm Ant31

DUT: V2250; Type: Mobile Phone; Serial: 868007060199714

Communication System: UID 0, WCDMA (0); Frequency: 1880 MHz;Duty Cycle: 1:1

Medium: HSL1900;Medium parameters used: f = 1880 MHz; σ = 1.373 S/m; ε_r = 40.81; ρ = 1000 kg/m^3
Phantom section: Flat Section

DASY 5 Configuration:

- Probe: EX3DV4 - SN3789; ConvF(7.3, 7.3, 7.3); Calibrated: 2022/9/30
- Sensor-Surface: 1.4mm (Mechanical Surface Detection)
- Electronics: DAE4 Sn702; Calibrated: 2022/11/9
- Phantom: SAM 4; Type: SAM; Serial: 1913
- DASY52 52.10.4(1527); SEMCAD X 14.6.14(7483)

Configuration/Body/Area Scan (8x13x1): Measurement grid: dx=15mm, dy=15mm
Maximum value of SAR (measured) = 0.267 W/kg

Configuration/Body/Zoom Scan (5x5x7)/Cube 0: Measurement grid: dx=8mm, dy=8mm, dz=5mm
Reference Value = 7.539 V/m; Power Drift = 0.00 dB
Peak SAR (extrapolated) = 0.347 W/kg
SAR(1 g) = 0.216 W/kg; SAR(10 g) = 0.132 W/kg
Maximum value of SAR (measured) = 0.300 W/kg

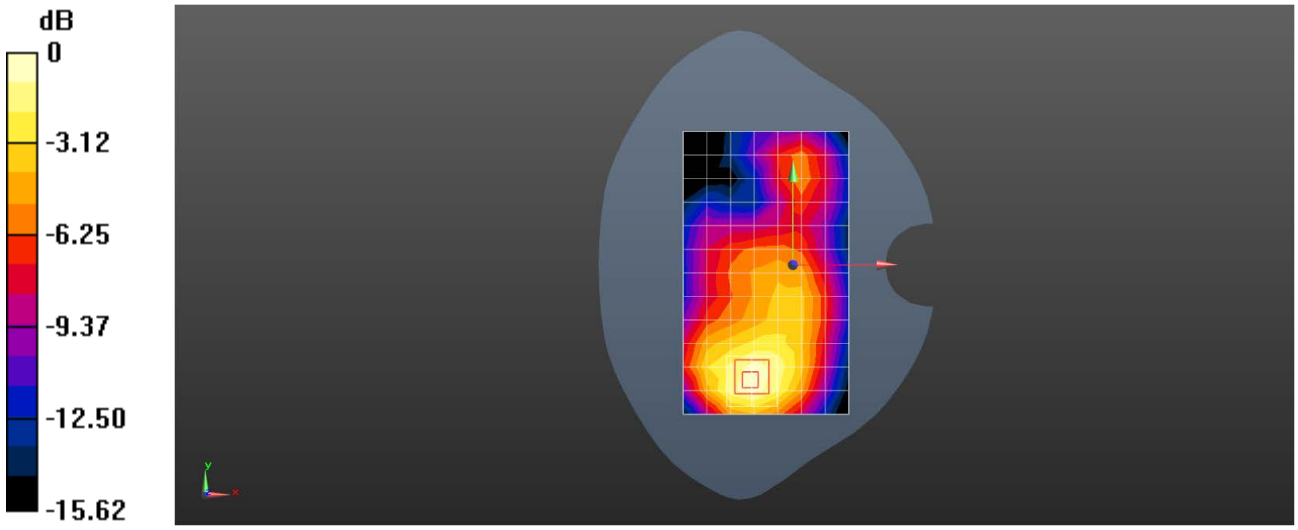

0 dB = 0.300 W/kg = -5.23 dBW/kg

Date: 2023/5/19

Test Laboratory: SGS-SAR Lab

V2250 WCDMA Band II RMC 9400CH Top side 10mm Ant15

DUT: V2250; Type: Mobile Phone; Serial: 868007060199714

Communication System: UID 0, WCDMA (0); Frequency: 1880 MHz;Duty Cycle: 1:1

Medium: HSL1900;Medium parameters used: f = 1880 MHz; σ = 1.373 S/m; ε_r = 40.81; ρ = 1000 kg/m^3
Phantom section: Flat Section

DASY 5 Configuration:

- Probe: EX3DV4 - SN3789; ConvF(7.3, 7.3, 7.3); Calibrated: 2022/9/30
- Sensor-Surface: 1.4mm (Mechanical Surface Detection)
- Electronics: DAE4 Sn702; Calibrated: 2022/11/9
- Phantom: SAM 4; Type: SAM; Serial: 1913
- DASY52 52.10.4(1527); SEMCAD X 14.6.14(7483)

Configuration/Body/Area Scan (5x9x1): Measurement grid: dx=15mm, dy=15mm
Maximum value of SAR (measured) = 0.477 W/kg

Configuration/Body/Zoom Scan (5x5x7)/Cube 0: Measurement grid: dx=8mm, dy=8mm, dz=5mm
Reference Value = 16.31 V/m; Power Drift = -0.08 dB
Peak SAR (extrapolated) = 0.580 W/kg
SAR(1 g) = 0.336 W/kg; SAR(10 g) = 0.193 W/kg
Maximum value of SAR (measured) = 0.490 W/kg

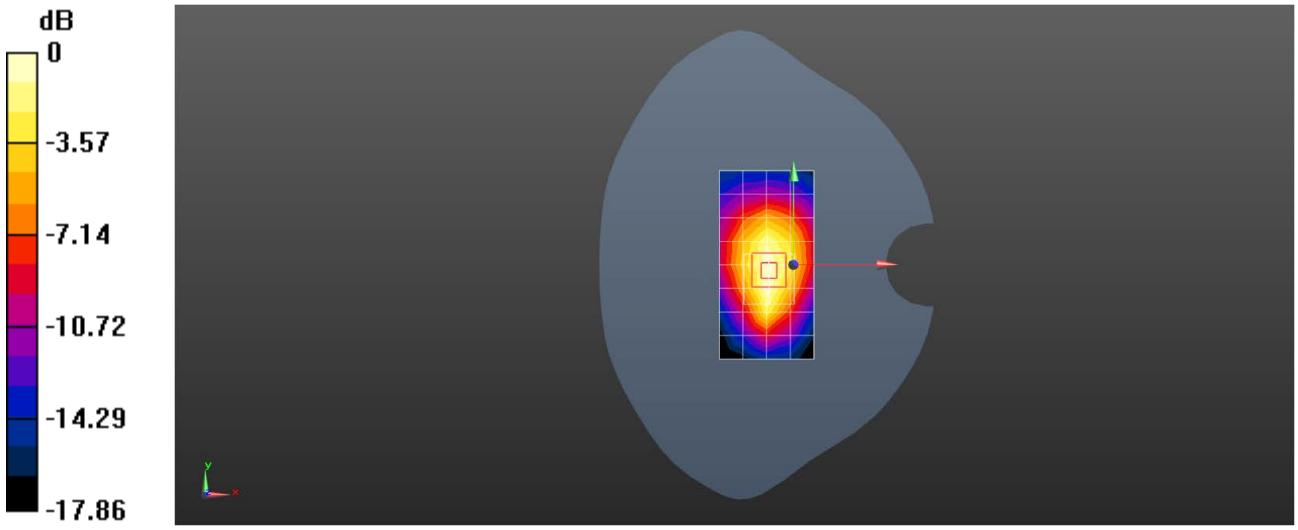

0 dB = 0.490 W/kg = -3.10 dBW/kg

Date: 2023/5/18

Test Laboratory: SGS-SAR Lab

V2250 WCDMA Band IV RMC 1412CH Left cheek Ant31

DUT: V2250; Type: Mobile Phone; Serial: 868007060199714

Communication System: UID 0, WCDMA (0); Frequency: 1732.4 MHz;Duty Cycle: 1:1

Medium: HSL1750;Medium parameters used: f = 1732.4 MHz; σ = 1.361 S/m; ε_r = 40.656; ρ = 1000 kg/m^3
Phantom section: Left Section

DASY 5 Configuration:

- Probe: EX3DV4 - SN3789; ConvF(7.65, 7.65, 7.65); Calibrated: 2022/9/30
- Sensor-Surface: 1.4mm (Mechanical Surface Detection)
- Electronics: DAE4 Sn702; Calibrated: 2022/11/9
- Phantom: SAM 4; Type: SAM; Serial: 1913
- DASY52 52.10.4(1527); SEMCAD X 14.6.14(7483)

Configuration/Head/Area Scan (8x13x1): Measurement grid: dx=15mm, dy=15mm
Maximum value of SAR (measured) = 0.258 W/kg

Configuration/Head/Zoom Scan (5x5x7)/Cube 0: Measurement grid: dx=8mm, dy=8mm, dz=5mm
Reference Value = 2.643 V/m; Power Drift = 0.03 dB
Peak SAR (extrapolated) = 0.299 W/kg
SAR(1 g) = 0.195 W/kg; SAR(10 g) = 0.125 W/kg
Maximum value of SAR (measured) = 0.252 W/kg

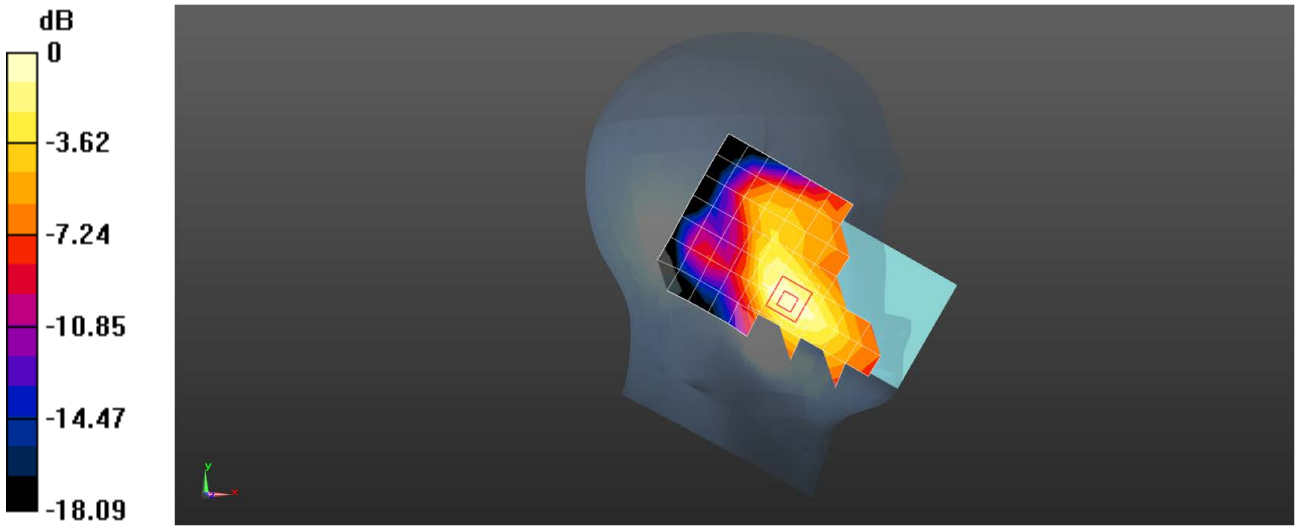

0 dB = 0.252 W/kg = -5.99 dBW/kg

Date: 2023/5/18

Test Laboratory: SGS-SAR Lab

V2250 WCDMA Band IV RMC 1412CH Back side 15mm Ant31

DUT: V2250; Type: Mobile Phone; Serial: 868007060199714

Communication System: UID 0, WCDMA (0); Frequency: 1732.4 MHz;Duty Cycle: 1:1

Medium: HSL1750;Medium parameters used: f = 1732.4 MHz; σ = 1.361 S/m; ε_r = 40.656; ρ = 1000 kg/m^3
Phantom section: Flat Section

DASY 5 Configuration:

- Probe: EX3DV4 - SN3789; ConvF(7.65, 7.65, 7.65); Calibrated: 2022/9/30
- Sensor-Surface: 1.4mm (Mechanical Surface Detection)
- Electronics: DAE4 Sn702; Calibrated: 2022/11/9
- Phantom: SAM 4; Type: SAM; Serial: 1913
- DASY52 52.10.4(1527); SEMCAD X 14.6.14(7483)

Configuration/Body/Area Scan (8x13x1): Measurement grid: dx=15mm, dy=15mm
Maximum value of SAR (measured) = 0.491 W/kg

Configuration/Body/Zoom Scan (5x5x7)/Cube 0: Measurement grid: dx=8mm, dy=8mm, dz=5mm
Reference Value = 8.364 V/m; Power Drift = -0.06 dB
Peak SAR (extrapolated) = 0.566 W/kg
SAR(1 g) = 0.357 W/kg; SAR(10 g) = 0.222 W/kg
Maximum value of SAR (measured) = 0.494 W/kg

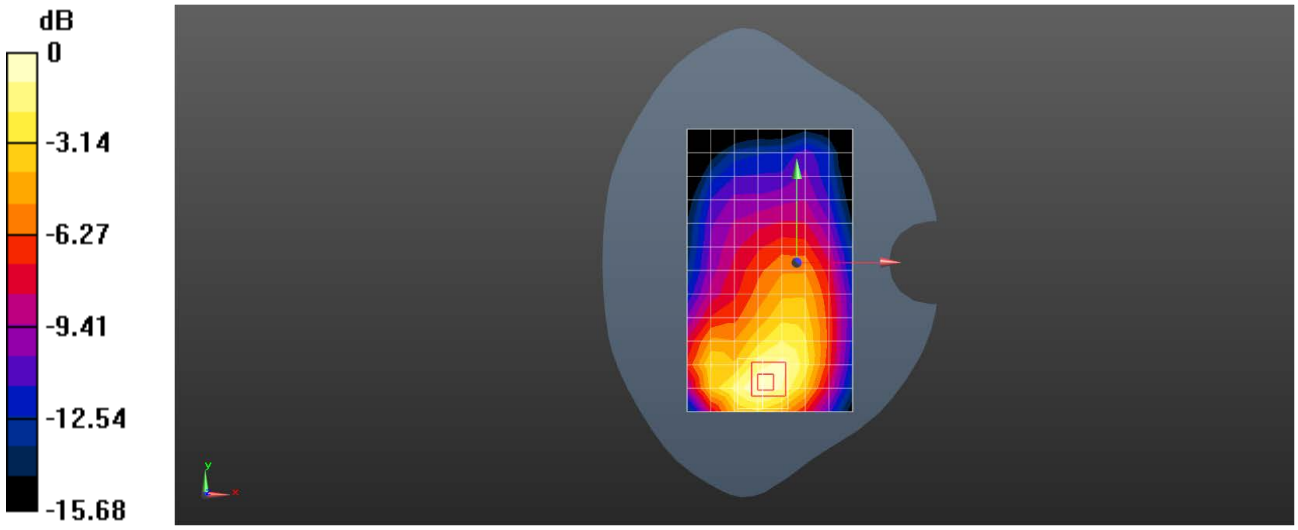

0 dB = 0.494 W/kg = -3.06 dBW/kg

Date: 2023/5/18

Test Laboratory: SGS-SAR Lab

V2250 WCDMA Band IV RMC 1412CH Top side 10mm Ant15

DUT: V2250; Type: Mobile Phone; Serial: 868007060199714

Communication System: UID 0, WCDMA (0); Frequency: 1732.4 MHz;Duty Cycle: 1:1

Medium: HSL1750;Medium parameters used: f = 1732.4 MHz; σ = 1.361 S/m; ε_r = 40.656; ρ = 1000 kg/m^3
Phantom section: Flat Section

DASY 5 Configuration:

- Probe: EX3DV4 - SN3789; ConvF(7.65, 7.65, 7.65); Calibrated: 2022/9/30
- Sensor-Surface: 1.4mm (Mechanical Surface Detection)
- Electronics: DAE4 Sn702; Calibrated: 2022/11/9
- Phantom: SAM 4; Type: SAM; Serial: 1913
- DASY52 52.10.4(1527); SEMCAD X 14.6.14(7483)

Configuration/Body/Area Scan (5x9x1): Measurement grid: dx=15mm, dy=15mm
Maximum value of SAR (measured) = 0.509 W/kg

Configuration/Body/Zoom Scan (5x5x7)/Cube 0: Measurement grid: dx=8mm, dy=8mm, dz=5mm
Reference Value = 16.15 V/m; Power Drift = -0.14 dB
Peak SAR (extrapolated) = 0.604 W/kg
SAR(1 g) = 0.349 W/kg; SAR(10 g) = 0.199 W/kg
Maximum value of SAR (measured) = 0.510 W/kg

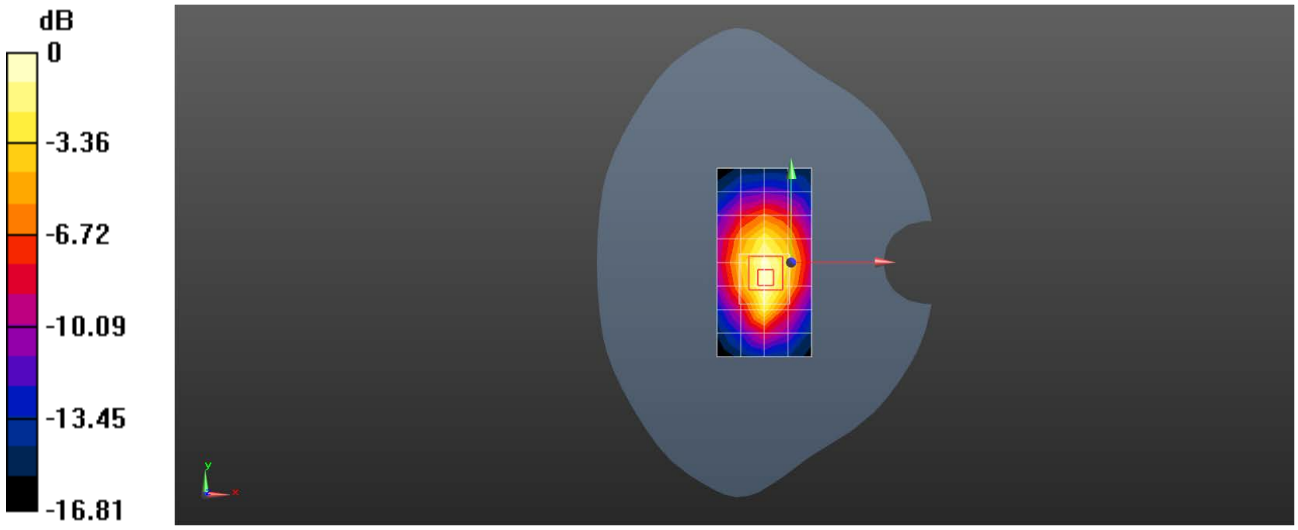

0 dB = 0.510 W/kg = -2.92 dBW/kg

Date: 2023/5/23

Test Laboratory: SGS-SAR Lab

V2250 WCDMA Band V RMC 4182CH Left cheek Ant11

DUT: V2250; Type: Mobile Phone; Serial: 868007060199896

Communication System: UID 0, WCDMA (0); Frequency: 836.4 MHz;Duty Cycle: 1:1

Medium: HSL835;Medium parameters used: f = 836.4 MHz; σ = 0.91 S/m; ε_r = 42.622; ρ = 1000 kg/m^3
Phantom section: Left Section

DASY 5 Configuration:

- Probe: ES3DV3 - SN3137; ConvF(6.09, 6.09, 6.09); Calibrated: 2022/9/16
- Sensor-Surface: 3mm (Mechanical Surface Detection)
- Electronics: DAE4 Sn896; Calibrated: 2023/3/17
- Phantom: SAM 6; Type: SAM Twin; Serial: 1481
- DASY52 52.10.4(1535); SEMCAD X 14.6.14(7501)

Configuration/Head/Area Scan (8x13x1): Measurement grid: dx=15mm, dy=15mm
Maximum value of SAR (measured) = 0.413 W/kg

Configuration/Head/Zoom Scan (5x5x7)/Cube 0: Measurement grid: dx=8mm, dy=8mm, dz=5mm
Reference Value = 4.656 V/m; Power Drift = 0.05 dB
Peak SAR (extrapolated) = 1.02 W/kg
SAR(1 g) = 0.489 W/kg; SAR(10 g) = 0.263 W/kg
Maximum value of SAR (measured) = 0.599 W/kg

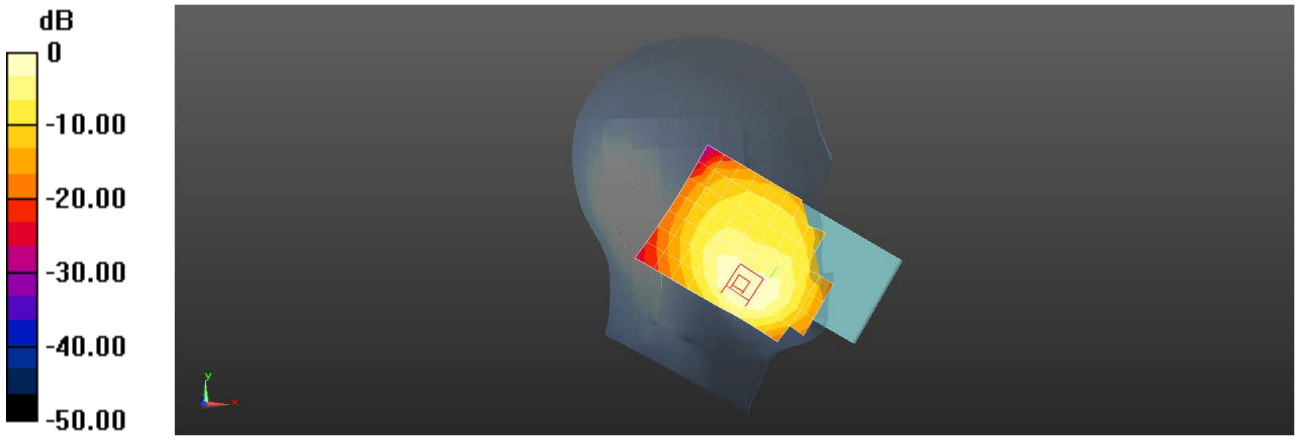

0 dB = 0.413 W/kg = -3.84 dBW/kg

Date: 2023/5/23

Test Laboratory: SGS-SAR Lab

V2250 WCDMA Band V RMC 4182CH Back side 15mm Ant11

DUT: V2250; Type: Mobile Phone; Serial: 868007060199896

Communication System: UID 0, WCDMA (0); Frequency: 836.4 MHz;Duty Cycle: 1:1

Medium: HSL835;Medium parameters used: f = 836.4 MHz; σ = 0.91 S/m; ε_r = 42.622; ρ = 1000 kg/m^3
Phantom section: Flat Section

DASY 5 Configuration:

- Probe: ES3DV3 - SN3137; ConvF(6.09, 6.09, 6.09); Calibrated: 2022/9/16
- Sensor-Surface: 3mm (Mechanical Surface Detection)
- Electronics: DAE4 Sn896; Calibrated: 2023/3/17
- Phantom: SAM 6; Type: SAM Twin; Serial: 1481
- DASY52 52.10.4(1535); SEMCAD X 14.6.14(7501)

Configuration/Body/Area Scan (8x13x1): Measurement grid: dx=15mm, dy=15mm
Maximum value of SAR (measured) = 0.255 W/kg

Configuration/Body/Zoom Scan (5x5x7)/Cube 0: Measurement grid: dx=8mm, dy=8mm, dz=5mm
Reference Value = 9.126 V/m; Power Drift = -0.12 dB
Peak SAR (extrapolated) = 0.364 W/kg
SAR(1 g) = 0.231 W/kg; SAR(10 g) = 0.146 W/kg
Maximum value of SAR (measured) = 0.274 W/kg

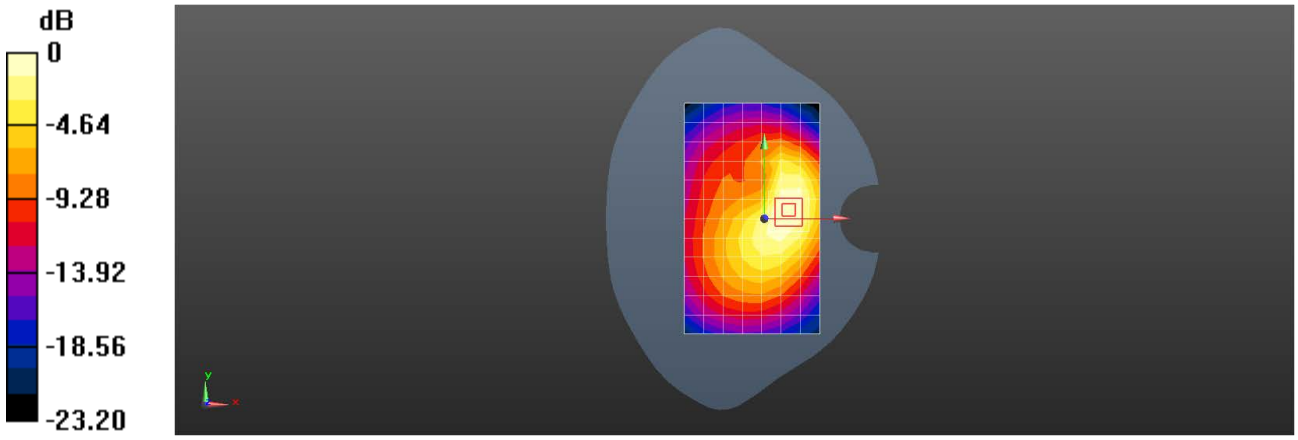

0 dB = 0.255 W/kg = -5.93 dBW/kg

Date: 2023/5/23

Test Laboratory: SGS-SAR Lab

V2250 WCDMA Band V RMC 4182CH Left side 10mm Ant11

DUT: V2250; Type: Mobile Phone; Serial: 868007060199896

Communication System: UID 0, WCDMA (0); Frequency: 836.4 MHz;Duty Cycle: 1:1

Medium: HSL835;Medium parameters used: f = 836.4 MHz; σ = 0.91 S/m; ε_r = 42.622; ρ = 1000 kg/m^3
Phantom section: Flat Section

DASY 5 Configuration:

- Probe: ES3DV3 - SN3137; ConvF(6.09, 6.09, 6.09); Calibrated: 2022/9/16
- Sensor-Surface: 3mm (Mechanical Surface Detection)
- Electronics: DAE4 Sn896; Calibrated: 2023/3/17
- Phantom: SAM 6; Type: SAM Twin; Serial: 1481
- DASY52 52.10.4(1535); SEMCAD X 14.6.14(7501)

Configuration/Body/Area Scan (5x13x1): Measurement grid: dx=15mm, dy=15mm
Maximum value of SAR (measured) = 0.665 W/kg

Configuration/Body/Zoom Scan (5x5x7)/Cube 0: Measurement grid: dx=8mm, dy=8mm, dz=5mm
Reference Value = 25.53 V/m; Power Drift = -0.01 dB
Peak SAR (extrapolated) = 0.986 W/kg
SAR(1 g) = 0.534 W/kg; SAR(10 g) = 0.294 W/kg
Maximum value of SAR (measured) = 0.672 W/kg

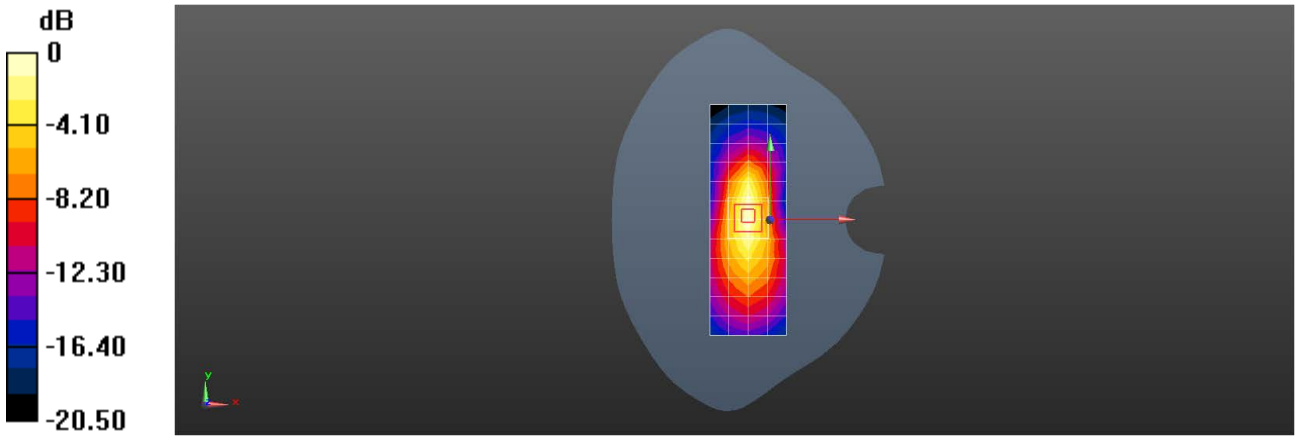

0 dB = 0.665 W/kg = -1.77 dBW/kg

Date: 2023/6/1

Test Laboratory: SGS-SAR Lab

V2250 CDMA BC0 RC3+SO55 384CH Left cheek Ant11

DUT: V2250; Type: Mobile Phone; Serial: 868007060199896

Communication System: UID 0, CDMA (0); Frequency: 836.52 MHz;Duty Cycle: 1:1

Medium: HSL835;Medium parameters used: f = 837 MHz; σ = 0.908 S/m; ε_r = 42.082; ρ = 1000 kg/m^3
Phantom section: Left Section

DASY 5 Configuration:

- Probe: ES3DV3 - SN3137; ConvF(6.09, 6.09, 6.09); Calibrated: 2022/9/16
- Sensor-Surface: 3mm (Mechanical Surface Detection)
- Electronics: DAE4 Sn896; Calibrated: 2023/3/17
- Phantom: SAM 6; Type: SAM Twin; Serial: 1481
- DASY52 52.10.4(1535); SEMCAD X 14.6.14(7501)

Configuration/Head/Area Scan (8x13x1): Measurement grid: dx=15mm, dy=15mm
Maximum value of SAR (measured) = 0.431 W/kg

Configuration/Head/Zoom Scan (5x5x7)/Cube 0: Measurement grid: dx=8mm, dy=8mm, dz=5mm
Reference Value = 4.324 V/m; Power Drift = -0.06 dB
Peak SAR (extrapolated) = 0.952 W/kg
SAR(1 g) = 0.462 W/kg; SAR(10 g) = 0.242 W/kg
Maximum value of SAR (measured) = 0.605 W/kg

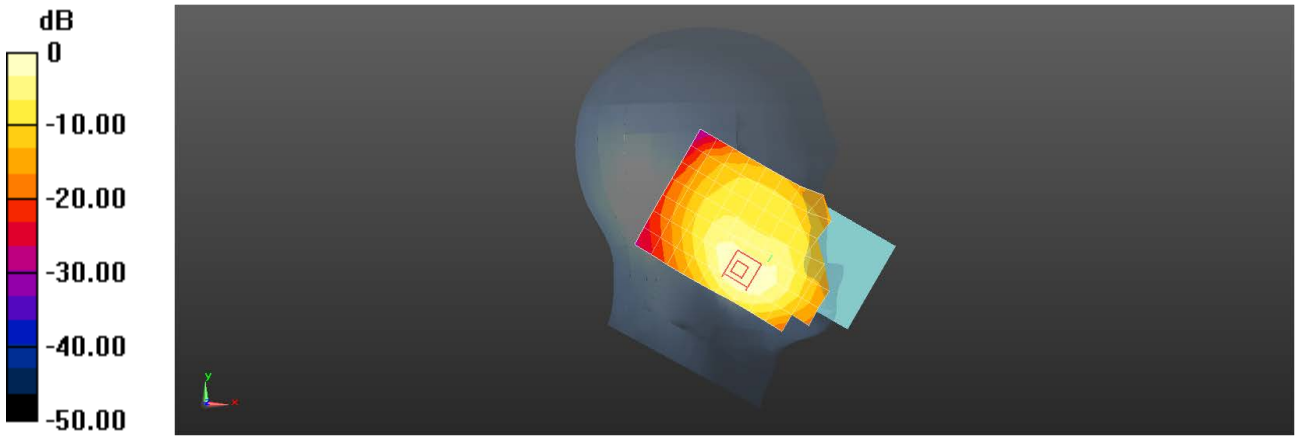

0 dB = 0.431 W/kg = -3.65 dBW/kg

Date: 2023/6/1

Test Laboratory: SGS-SAR Lab

V2250 CDMA BC0 RC3+SO32 384CH Back side 15mm Ant11

DUT: V2250; Type: Mobile Phone; Serial: 868007060199896

Communication System: UID 0, CDMA (0); Frequency: 836.52 MHz;Duty Cycle: 1:1

Medium: HSL835;Medium parameters used: f = 837 MHz; σ = 0.908 S/m; ε_r = 42.082; ρ = 1000 kg/m^3
Phantom section: Flat Section

DASY 5 Configuration:

- Probe: ES3DV3 - SN3137; ConvF(6.09, 6.09, 6.09); Calibrated: 2022/9/16
- Sensor-Surface: 3mm (Mechanical Surface Detection)
- Electronics: DAE4 Sn896; Calibrated: 2023/3/17
- Phantom: SAM 6; Type: SAM Twin; Serial: 1481
- DASY52 52.10.4(1535); SEMCAD X 14.6.14(7501)

Configuration/Body/Area Scan (8x13x1): Measurement grid: dx=15mm, dy=15mm
Maximum value of SAR (measured) = 0.229 W/kg

Configuration/Body/Zoom Scan (5x5x7)/Cube 0: Measurement grid: dx=8mm, dy=8mm, dz=5mm
Reference Value = 6.516 V/m; Power Drift = -0.02 dB
Peak SAR (extrapolated) = 0.311 W/kg
SAR(1 g) = 0.198 W/kg; SAR(10 g) = 0.125 W/kg
Maximum value of SAR (measured) = 0.234 W/kg

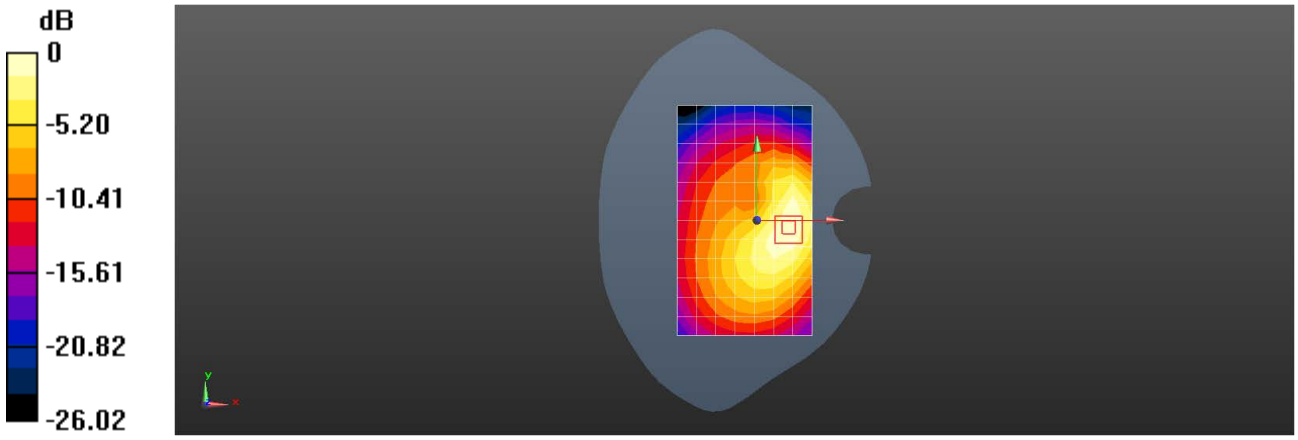

0 dB = 0.229 W/kg = -6.40 dBW/kg

Date: 2023/6/1

Test Laboratory: SGS-SAR Lab

V2250 CDMA BC0 EVDO RETAP 4096Bits 384CH Left side 10mm Ant11

DUT: V2250; Type: Mobile Phone; Serial: 868007060199896

Communication System: UID 0, CDMA (0); Frequency: 836.52 MHz;Duty Cycle: 1:1

Medium: HSL835;Medium parameters used: f = 837 MHz; σ = 0.908 S/m; ε_r = 42.082; ρ = 1000 kg/m^3
Phantom section: Flat Section

DASY 5 Configuration:

- Probe: ES3DV3 - SN3137; ConvF(6.09, 6.09, 6.09); Calibrated: 2022/9/16
- Sensor-Surface: 3mm (Mechanical Surface Detection)
- Electronics: DAE4 Sn896; Calibrated: 2023/3/17
- Phantom: SAM 6; Type: SAM Twin; Serial: 1481
- DASY52 52.10.4(1535); SEMCAD X 14.6.14(7501)

Configuration/Body/Area Scan (5x13x1): Measurement grid: dx=15mm, dy=15mm
Maximum value of SAR (measured) = 0.598 W/kg

Configuration/Body/Zoom Scan (5x5x7)/Cube 0: Measurement grid: dx=8mm, dy=8mm, dz=5mm
Reference Value = 24.14 V/m; Power Drift = -0.19 dB
Peak SAR (extrapolated) = 0.914 W/kg
SAR(1 g) = 0.492 W/kg; SAR(10 g) = 0.269 W/kg
Maximum value of SAR (measured) = 0.624 W/kg

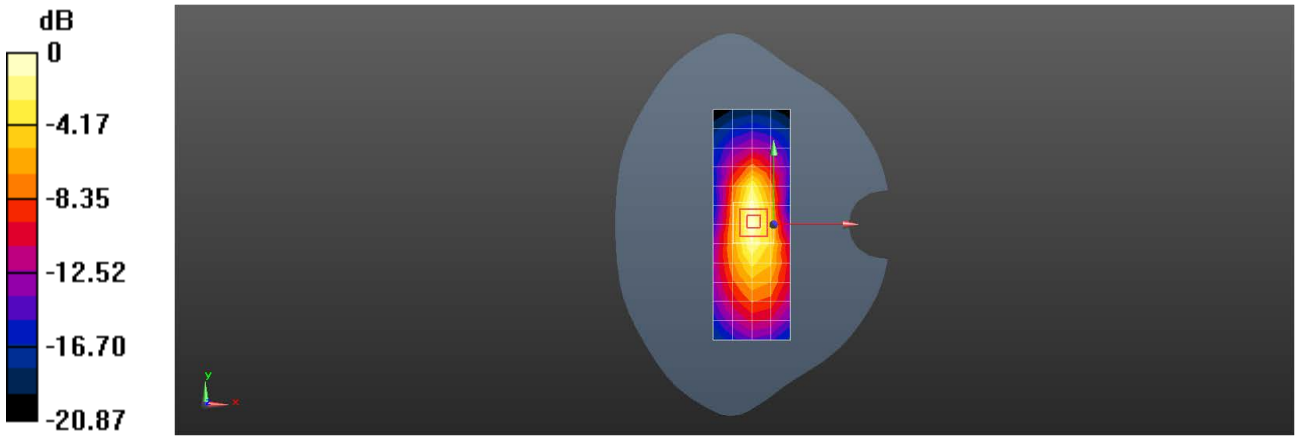

0 dB = 0.598 W/kg = -2.23 dBW/kg

Date: 2023/5/19

Test Laboratory: SGS-SAR Lab

V2250 LTE Band 2 20M QPSK 1RB0 18900CH Left cheek Ant31

DUT: V2250; Type: Mobile Phone; Serial: 868007060199714

Communication System: UID 0, LTE-FDD BW 20MHz (0); Frequency: 1880 MHz;Duty Cycle: 1:1

Medium: HSL1900;Medium parameters used: f = 1880 MHz; σ = 1.373 S/m; ε_r = 40.81; ρ = 1000 kg/m^3
Phantom section: Left Section

DASY 5 Configuration:

- Probe: EX3DV4 - SN3789; ConvF(7.3, 7.3, 7.3); Calibrated: 2022/9/30
- Sensor-Surface: 1.4mm (Mechanical Surface Detection)
- Electronics: DAE4 Sn702; Calibrated: 2022/11/9
- Phantom: SAM 4; Type: SAM; Serial: 1913
- DASY52 52.10.4(1527); SEMCAD X 14.6.14(7483)

Configuration/Head/Area Scan (8x13x1): Measurement grid: dx=15mm, dy=15mm
Maximum value of SAR (measured) = 0.171 W/kg

Configuration/Head/Zoom Scan (5x5x7)/Cube 0: Measurement grid: dx=8mm, dy=8mm, dz=5mm
Reference Value = 2.563 V/m; Power Drift = 0.04 dB
Peak SAR (extrapolated) = 0.199 W/kg
SAR(1 g) = 0.129 W/kg; SAR(10 g) = 0.079 W/kg
Maximum value of SAR (measured) = 0.173 W/kg

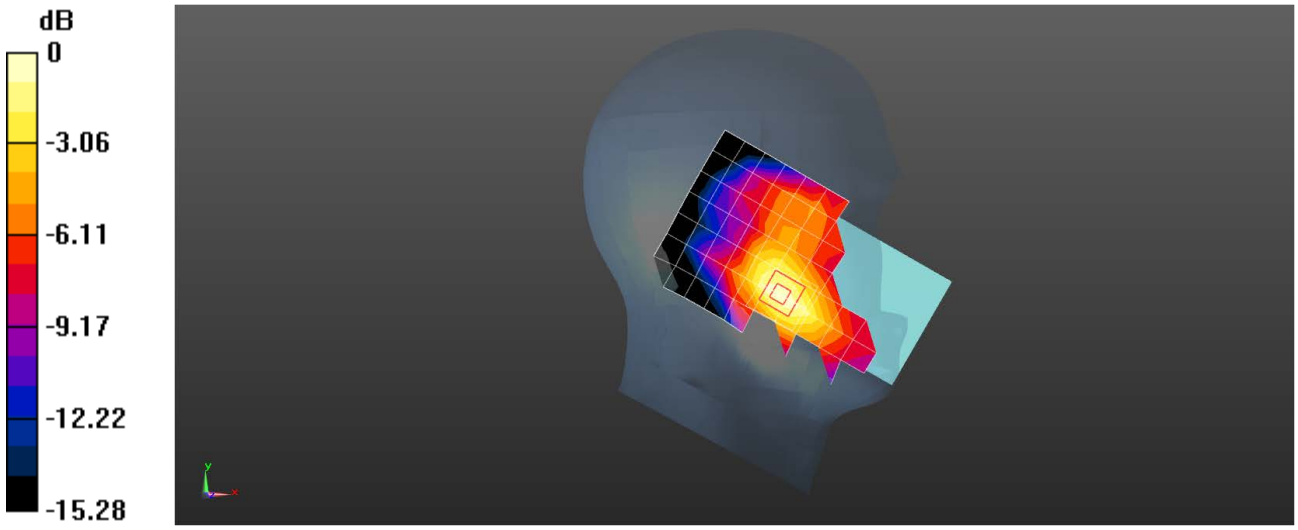

0 dB = 0.173 W/kg = -7.62 dBW/kg

Date: 2023/5/19

Test Laboratory: SGS-SAR Lab

V2250 LTE Band 2 20M QPSK 50RB0 18700CH Back side 15mm Ant31

DUT: V2250; Type: Mobile Phone; Serial: 868007060199714

Communication System: UID 0, LTE-FDD BW 20MHz (0); Frequency: 1860 MHz;Duty Cycle: 1:1

Medium: HSL1900;Medium parameters used: f = 1860 MHz; σ = 1.366 S/m; ε_r = 40.82; ρ = 1000 kg/m^3
Phantom section: Flat Section

DASY 5 Configuration:

- Probe: EX3DV4 - SN3789; ConvF(7.3, 7.3, 7.3); Calibrated: 2022/9/30
- Sensor-Surface: 1.4mm (Mechanical Surface Detection)
- Electronics: DAE4 Sn702; Calibrated: 2022/11/9
- Phantom: SAM 4; Type: SAM; Serial: 1913
- DASY52 52.10.4(1527); SEMCAD X 14.6.14(7483)

Configuration/Body/Area Scan (8x13x1): Measurement grid: dx=15mm, dy=15mm
Maximum value of SAR (measured) = 0.289 W/kg

Configuration/Body/Zoom Scan (5x5x7)/Cube 0: Measurement grid: dx=8mm, dy=8mm, dz=5mm
Reference Value = 6.554 V/m; Power Drift = -0.19 dB
Peak SAR (extrapolated) = 0.360 W/kg
SAR(1 g) = 0.221 W/kg; SAR(10 g) = 0.136 W/kg
Maximum value of SAR (measured) = 0.311 W/kg

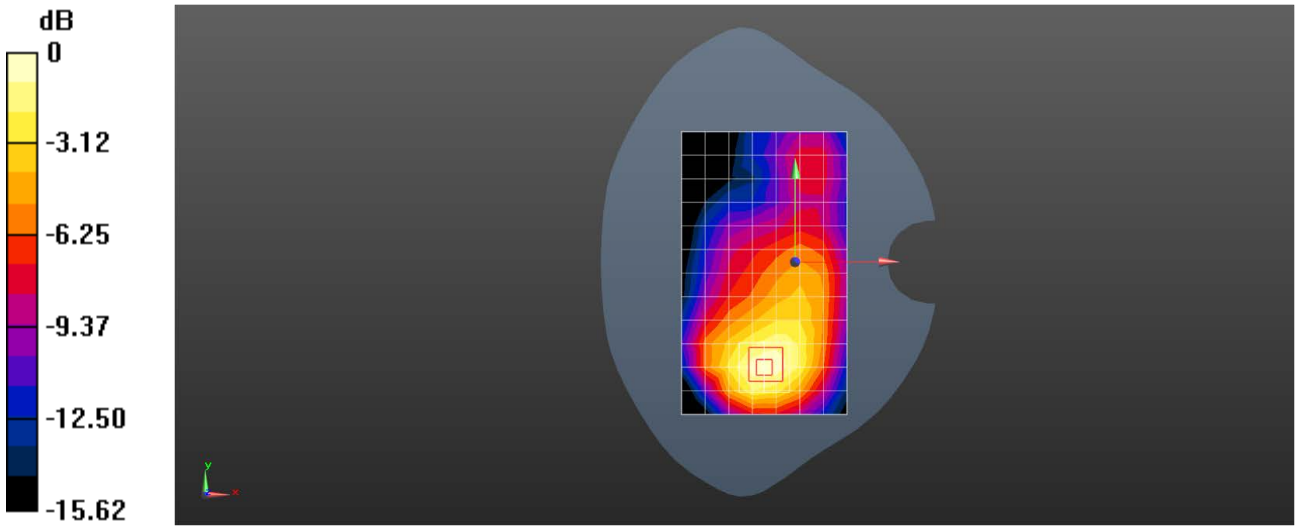

0 dB = 0.311 W/kg = -5.07 dBW/kg

Date: 2023/5/19

Test Laboratory: SGS-SAR Lab

V2250 LTE Band 2 20M QPSK 50RB0 18700CH Bottom side 10mm Ant31

DUT: V2250; Type: Mobile Phone; Serial: 868007060199714

Communication System: UID 0, LTE-FDD BW 20MHz (0); Frequency: 1860 MHz;Duty Cycle: 1:1

Medium: HSL1900;Medium parameters used: f = 1860 MHz; σ = 1.366 S/m; ε_r = 40.82; ρ = 1000 kg/m^3
Phantom section: Flat Section

DASY 5 Configuration:

- Probe: EX3DV4 - SN3789; ConvF(7.3, 7.3, 7.3); Calibrated: 2022/9/30
- Sensor-Surface: 1.4mm (Mechanical Surface Detection)
- Electronics: DAE4 Sn702; Calibrated: 2022/11/9
- Phantom: SAM 4; Type: SAM; Serial: 1913
- DASY52 52.10.4(1527); SEMCAD X 14.6.14(7483)

Configuration/Body/Area Scan (5x8x1): Measurement grid: dx=15mm, dy=15mm
Maximum value of SAR (measured) = 0.497 W/kg

Configuration/Body/Zoom Scan (5x5x7)/Cube 0: Measurement grid: dx=8mm, dy=8mm, dz=5mm
Reference Value = 16.90 V/m; Power Drift = -0.14 dB
Peak SAR (extrapolated) = 0.629 W/kg
SAR(1 g) = 0.361 W/kg; SAR(10 g) = 0.204 W/kg
Maximum value of SAR (measured) = 0.531 W/kg

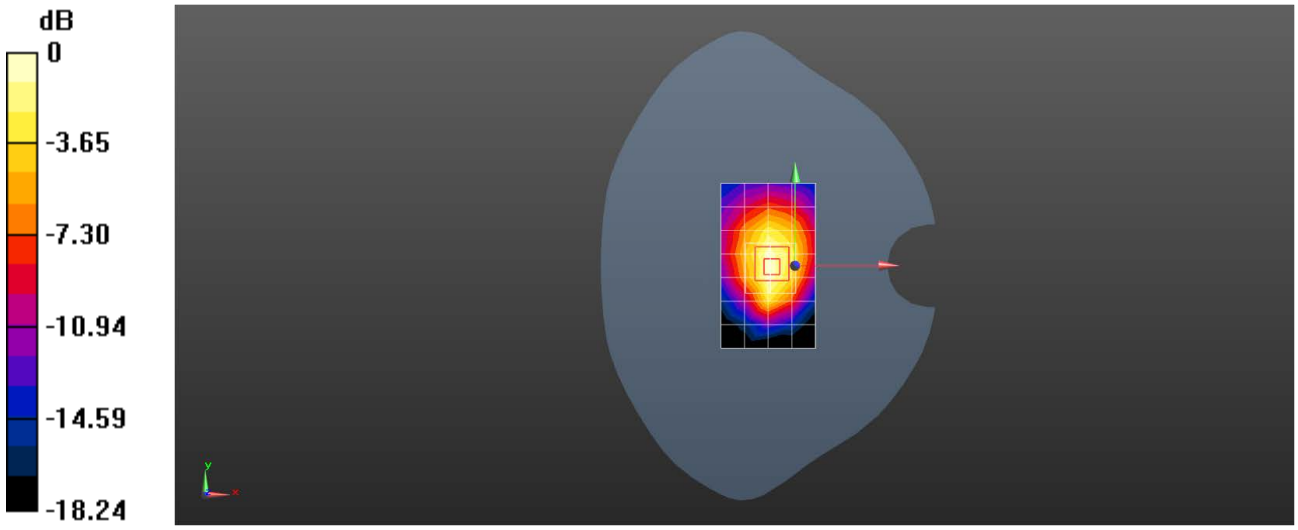

0 dB = 0.531 W/kg = -2.75 dBW/kg

Date: 2023/5/23

Test Laboratory: SGS-SAR Lab

V2250 Inter-band LTE Band 4 20M QPSK 1RB0 20300CH Right cheek Ant12

DUT: V2250; Type: Mobile Phone; Serial: 868007060199714

Communication System: UID 0, LTE-FDD BW 20MHz (0); Frequency: 1745 MHz;Duty Cycle: 1:1

Medium: HSL1750;Medium parameters used: f = 1745 MHz; σ = 1.342 S/m; ε_r = 40.416; ρ = 1000 kg/m^3
Phantom section: Right Section

DASY 5 Configuration:

- Probe: EX3DV4 - SN3789; ConvF(7.65, 7.65, 7.65); Calibrated: 2022/9/30
- Sensor-Surface: 1.4mm (Mechanical Surface Detection)
- Electronics: DAE4 Sn702; Calibrated: 2022/11/9
- Phantom: SAM 4; Type: SAM; Serial: 1913
- DASY52 52.10.4(1527); SEMCAD X 14.6.14(7483)

Configuration/Head/Area Scan (8x13x1): Measurement grid: dx=15mm, dy=15mm
Maximum value of SAR (measured) = 0.431 W/kg

Configuration/Head/Zoom Scan (5x5x7)/Cube 0: Measurement grid: dx=8mm, dy=8mm, dz=5mm
Reference Value = 0.7070 V/m; Power Drift = 0.01 dB
Peak SAR (extrapolated) = 0.628 W/kg
SAR(1 g) = 0.256 W/kg; SAR(10 g) = 0.112 W/kg
Maximum value of SAR (measured) = 0.489 W/kg

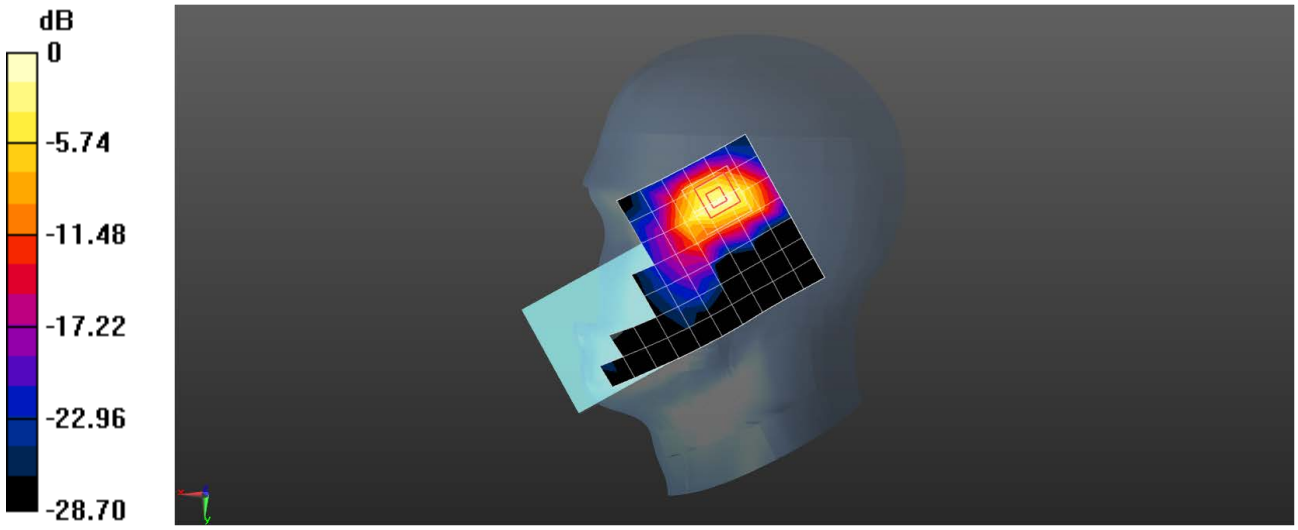

0 dB = 0.489 W/kg = -3.11 dBW/kg

Date: 2023/5/18

Test Laboratory: SGS-SAR Lab

V2250 LTE Band 4 20M QPSK 50RB50 20050CH Back side 15mm Ant31

DUT: V2250; Type: Mobile Phone; Serial: 868007060199714

Communication System: UID 0, LTE-FDD BW 20MHz (0); Frequency: 1720 MHz;Duty Cycle: 1:1

Medium: HSL1750;Medium parameters used: f = 1720 MHz; σ = 1.355 S/m; ε_r = 40.662; ρ = 1000 kg/m^3
Phantom section: Flat Section

DASY 5 Configuration:

- Probe: EX3DV4 - SN3789; ConvF(7.65, 7.65, 7.65); Calibrated: 2022/9/30
- Sensor-Surface: 1.4mm (Mechanical Surface Detection)
- Electronics: DAE4 Sn702; Calibrated: 2022/11/9
- Phantom: SAM 4; Type: SAM; Serial: 1913
- DASY52 52.10.4(1527); SEMCAD X 14.6.14(7483)

Configuration/Body/Area Scan (8x13x1): Measurement grid: dx=15mm, dy=15mm
Maximum value of SAR (measured) = 0.552 W/kg

Configuration/Body/Zoom Scan (5x5x7)/Cube 0: Measurement grid: dx=8mm, dy=8mm, dz=5mm
Reference Value = 7.825 V/m; Power Drift = -0.06 dB
Peak SAR (extrapolated) = 0.648 W/kg
SAR(1 g) = 0.405 W/kg; SAR(10 g) = 0.249 W/kg
Maximum value of SAR (measured) = 0.550 W/kg

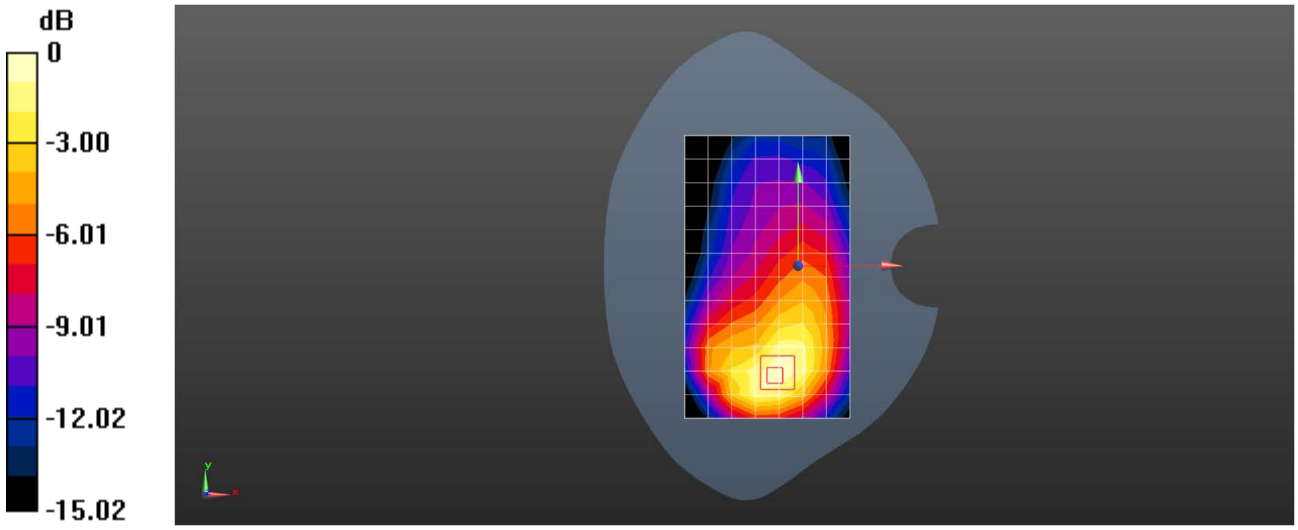

0 dB = 0.550 W/kg = -2.60 dBW/kg

Date: 2023/5/18

Test Laboratory: SGS-SAR Lab

V2250 LTE Band 4 20M QPSK 50RB50 20175CH Top side 10mm Ant15

DUT: V2250; Type: Mobile Phone; Serial: 868007060199714

Communication System: UID 0, LTE-FDD BW 20MHz (0); Frequency: 1732.5 MHz;Duty Cycle: 1:1

Medium: HSL1750;Medium parameters used: f = 1732.5 MHz; σ = 1.361 S/m; ε_r = 40.656; ρ = 1000 kg/m^3
Phantom section: Flat Section

DASY 5 Configuration:

- Probe: EX3DV4 - SN3789; ConvF(7.65, 7.65, 7.65); Calibrated: 2022/9/30
- Sensor-Surface: 1.4mm (Mechanical Surface Detection)
- Electronics: DAE4 Sn702; Calibrated: 2022/11/9
- Phantom: SAM 4; Type: SAM; Serial: 1913
- DASY52 52.10.4(1527); SEMCAD X 14.6.14(7483)

Configuration/Body/Area Scan (5x8x1): Measurement grid: dx=15mm, dy=15mm
Maximum value of SAR (measured) = 0.634 W/kg

Configuration/Body/Zoom Scan (5x5x7)/Cube 0: Measurement grid: dx=8mm, dy=8mm, dz=5mm
Reference Value = 19.07 V/m; Power Drift = 0.11 dB
Peak SAR (extrapolated) = 0.855 W/kg
SAR(1 g) = 0.486 W/kg; SAR(10 g) = 0.276 W/kg
Maximum value of SAR (measured) = 0.714 W/kg

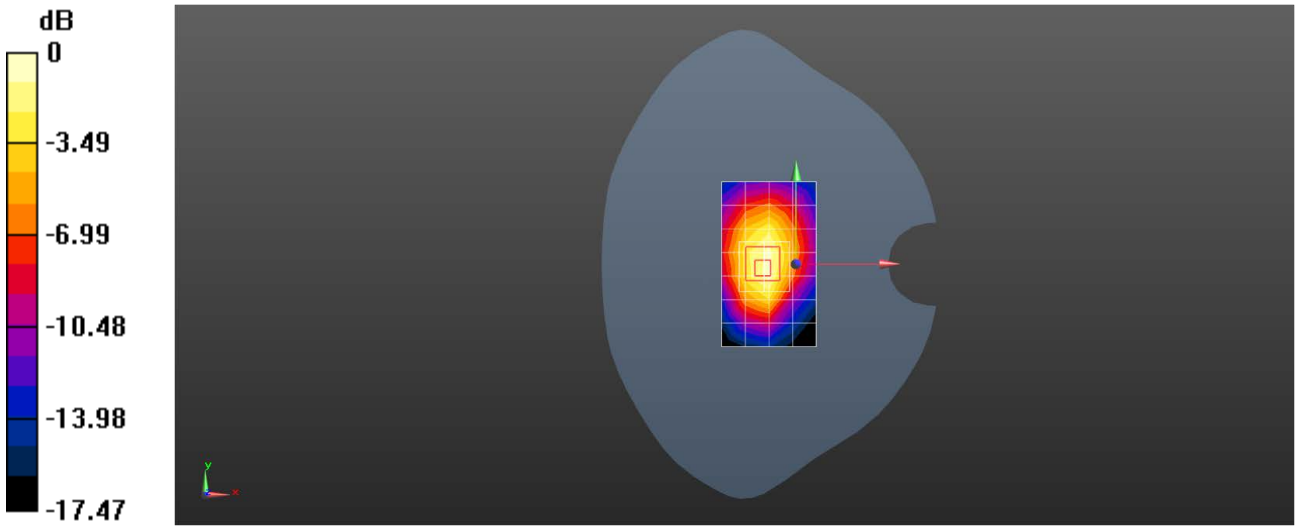

0 dB = 0.714 W/kg = -1.46 dBW/kg

Date: 2023/6/1

Test Laboratory: SGS-SAR Lab

V2250 ENDC LTE Band 7 20M QPSK 1RB99 20850CH Right cheek Ant12

DUT: V2250; Type: Mobile Phone; Serial: 868007060199474

Communication System: UID 0, LTE-FDD BW 20MHz (0); Frequency: 2510 MHz;Duty Cycle: 1:1

Medium: HSL2600;Medium parameters used: f = 2510 MHz; σ = 1.855 S/m; ε_r = 40.096; ρ = 1000 kg/m^3
Phantom section: Right Section

DASY 5 Configuration:

- Probe: EX3DV4 - SN7620; ConvF(8, 8, 8); Calibrated: 2022/11/20
- Sensor-Surface: 1.4mm (Mechanical Surface Detection)
- Electronics: DAE4 Sn1267; Calibrated: 2022/12/10
- Phantom: SAM 2; Type: SAM Twin; Serial: 1640
- DASY52 52.10.4(1527); SEMCAD X 14.6.14(7483)

Configuration/Head/Area Scan (9x16x1): Measurement grid: dx=12mm, dy=12mm
Maximum value of SAR (measured) = 0.594 W/kg

Configuration/Head/Zoom Scan (7x7x7)/Cube 0: Measurement grid: dx=5mm, dy=5mm, dz=5mm
Reference Value = 3.076 V/m; Power Drift = 0.02 dB
Peak SAR (extrapolated) = 1.11 W/kg
SAR(1 g) = 0.398 W/kg; SAR(10 g) = 0.164 W/kg
Maximum value of SAR (measured) = 0.800 W/kg



0 dB = 0.800 W/kg = -0.97 dBW/kg

Date: 2023/5/20

Test Laboratory: SGS-SAR Lab

V2250 LTE Band 7 20M QPSK 1RB99 21350CH Back side 15mm Ant15

DUT: V2250; Type: Mobile Phone; Serial: 868007060199474

Communication System: UID 0, LTE-FDD BW 20MHz (0); Frequency: 2560 MHz;Duty Cycle: 1:1

Medium: HSL2600;Medium parameters used: f = 2560 MHz; σ = 1.926 S/m; ε_r = 39.85; ρ = 1000 kg/m^3
Phantom section: Flat Section

DASY 5 Configuration:

- Probe: EX3DV4 - SN7620; ConvF(8, 8, 8); Calibrated: 2022/11/20
- Sensor-Surface: 1.4mm (Mechanical Surface Detection)
- Electronics: DAE4 Sn1267; Calibrated: 2022/12/10
- Phantom: SAM 2; Type: SAM Twin; Serial: 1640
- DASY52 52.10.4(1527); SEMCAD X 14.6.14(7483)

Configuration/Body/Area Scan (9x16x1): Measurement grid: dx=12mm, dy=12mm
Maximum value of SAR (measured) = 0.345 W/kg

Configuration/Body/Zoom Scan (7x7x7)/Cube 0: Measurement grid: dx=5mm, dy=5mm, dz=5mm
Reference Value = 6.685 V/m; Power Drift = -0.06 dB
Peak SAR (extrapolated) = 0.448 W/kg
SAR(1 g) = 0.218 W/kg; SAR(10 g) = 0.122 W/kg
Maximum value of SAR (measured) = 0.350 W/kg

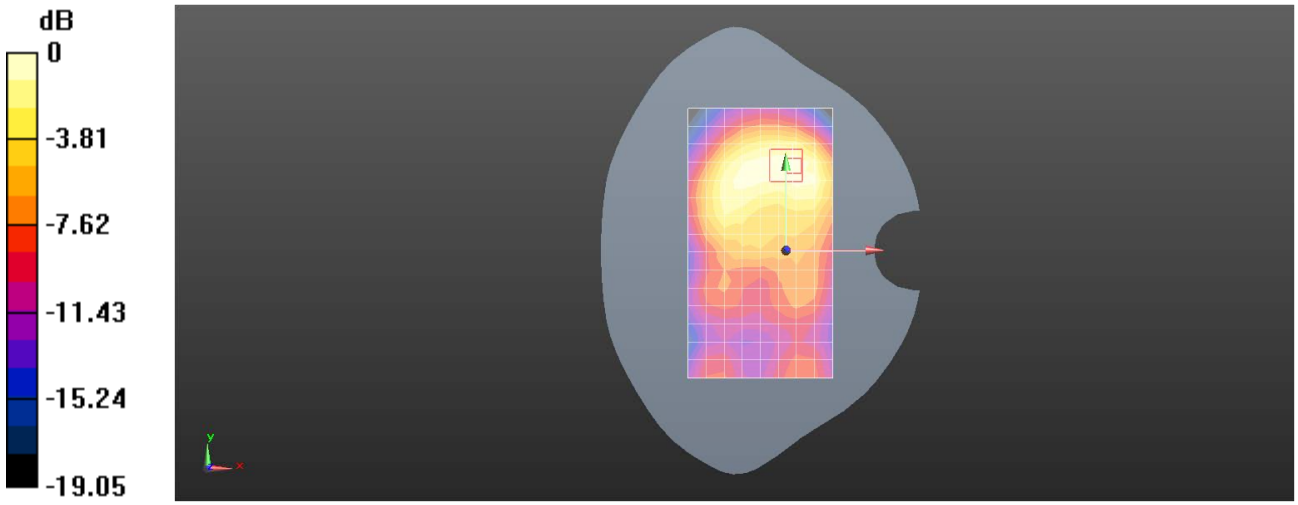

0 dB = 0.350 W/kg = -4.56 dBW/kg

Date: 2023/6/1

Test Laboratory: SGS-SAR Lab

V2250 ENDC LTE Band 7 20M QPSK 1RB99 21100CH Back side 10mm Ant12

DUT: V2250; Type: Mobile Phone; Serial: 868007060199714

Communication System: UID 0, LTE-FDD BW 20MHz (0); Frequency: 2535 MHz;Duty Cycle: 1:1

Medium: HSL2600;Medium parameters used: f = 2535 MHz; σ = 1.9 S/m; ε_r = 40.083; ρ = 1000 kg/m^3
Phantom section: Flat Section

DASY 5 Configuration:

- Probe: EX3DV4 - SN7620; ConvF(8, 8, 8); Calibrated: 2022/11/20
- Sensor-Surface: 1.4mm (Mechanical Surface Detection)
- Electronics: DAE4 Sn1267; Calibrated: 2022/12/10
- Phantom: SAM 2; Type: SAM Twin; Serial: 1640
- DASY52 52.10.4(1527); SEMCAD X 14.6.14(7483)

Configuration/Body/Area Scan (9x16x1): Measurement grid: dx=12mm, dy=12mm
Maximum value of SAR (measured) = 0.430 W/kg

Configuration/Body/Zoom Scan (7x7x7)/Cube 0: Measurement grid: dx=5mm, dy=5mm, dz=5mm
Reference Value = 4.616 V/m; Power Drift = 0.08 dB
Peak SAR (extrapolated) = 0.596 W/kg
SAR(1 g) = 0.295 W/kg; SAR(10 g) = 0.147 W/kg
Maximum value of SAR (measured) = 0.481 W/kg

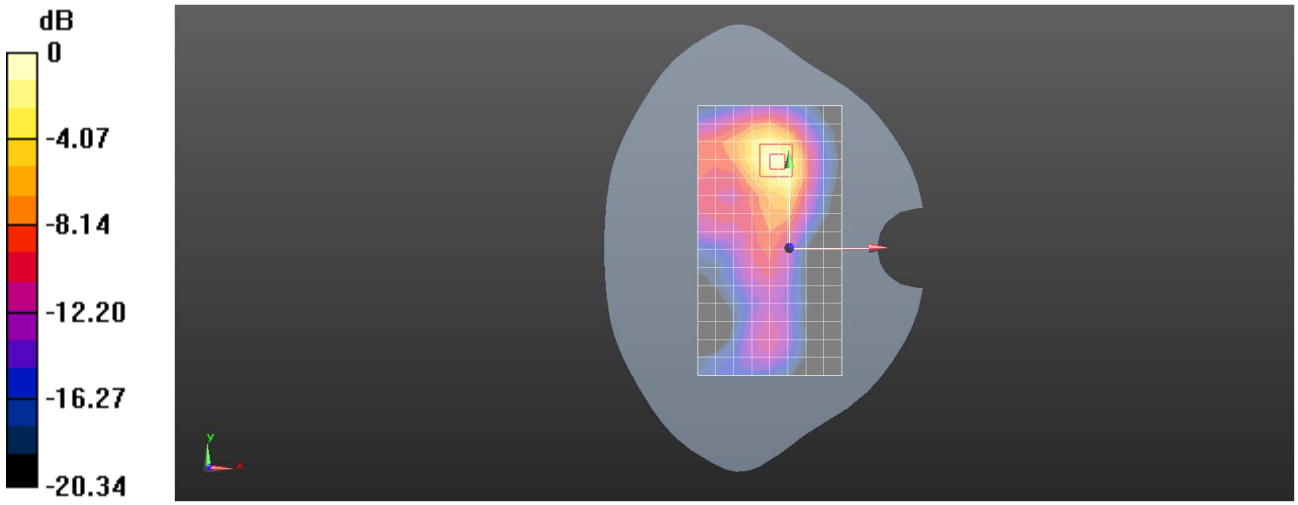

0 dB = 0.481 W/kg = -3.18 dBW/kg

Date: 2023/5/19

Test Laboratory: SGS-SAR Lab

V2250 LTE Band 12 10M QPSK 1RB0 23060CH Left cheek Ant11

DUT: V2250; Type: Mobile Phone; Serial: 868007060199896

Communication System: UID 0, LTE-FDD BW 10MHZ (0); Frequency: 704 MHz;Duty Cycle: 1:1

Medium: HSL750;Medium parameters used: f = 704 MHz; σ = 0.865 S/m; ε_r = 41.573; ρ = 1000 kg/m^3
Phantom section: Left Section

DASY 5 Configuration:

- Probe: ES3DV3 - SN3137; ConvF(6.3, 6.3, 6.3); Calibrated: 2022/9/16
- Sensor-Surface: 3mm (Mechanical Surface Detection)
- Electronics: DAE4 Sn896; Calibrated: 2023/3/17
- Phantom: SAM 6; Type: SAM Twin; Serial: 1481
- DASY52 52.10.4(1535); SEMCAD X 14.6.14(7501)

Configuration/Head/Area Scan (8x13x1): Measurement grid: dx=15mm, dy=15mm
Maximum value of SAR (measured) = 0.197 W/kg

Configuration/Head/Zoom Scan (5x5x7)/Cube 0: Measurement grid: dx=8mm, dy=8mm, dz=5mm
Reference Value = 4.068 V/m; Power Drift = -0.13 dB
Peak SAR (extrapolated) = 0.490 W/kg
SAR(1 g) = 0.214 W/kg; SAR(10 g) = 0.113 W/kg
Maximum value of SAR (measured) = 0.245 W/kg



0 dB = 0.197 W/kg = -7.06 dBW/kg

Date: 2023/5/19

Test Laboratory: SGS-SAR Lab

V2250 LTE Band 12 10M QPSK 1RB0 23095CH Front side 15mm Ant41

DUT: V2250; Type: Mobile Phone; Serial: 868007060199896

Communication System: UID 0, LTE-FDD BW 10MHZ (0); Frequency: 707.5 MHz;Duty Cycle: 1:1

Medium: HSL750;Medium parameters used: f = 707.5 MHz; σ = 0.868 S/m; ε_r = 41.451; ρ = 1000 kg/m^3
Phantom section: Flat Section

DASY 5 Configuration:

- Probe: ES3DV3 - SN3137; ConvF(6.3, 6.3, 6.3); Calibrated: 2022/9/16
- Sensor-Surface: 3mm (Mechanical Surface Detection)
- Electronics: DAE4 Sn896; Calibrated: 2023/3/17
- Phantom: SAM 6; Type: SAM Twin; Serial: 1481
- DASY52 52.10.4(1535); SEMCAD X 14.6.14(7501)

Configuration/Body/Area Scan (8x13x1): Measurement grid: dx=15mm, dy=15mm
Maximum value of SAR (measured) = 0.163 W/kg

Configuration/Body/Zoom Scan (5x5x7)/Cube 0: Measurement grid: dx=8mm, dy=8mm, dz=5mm
Reference Value = 13.57 V/m; Power Drift = -0.03 dB
Peak SAR (extrapolated) = 0.190 W/kg
SAR(1 g) = 0.151 W/kg; SAR(10 g) = 0.107 W/kg
Maximum value of SAR (measured) = 0.165 W/kg

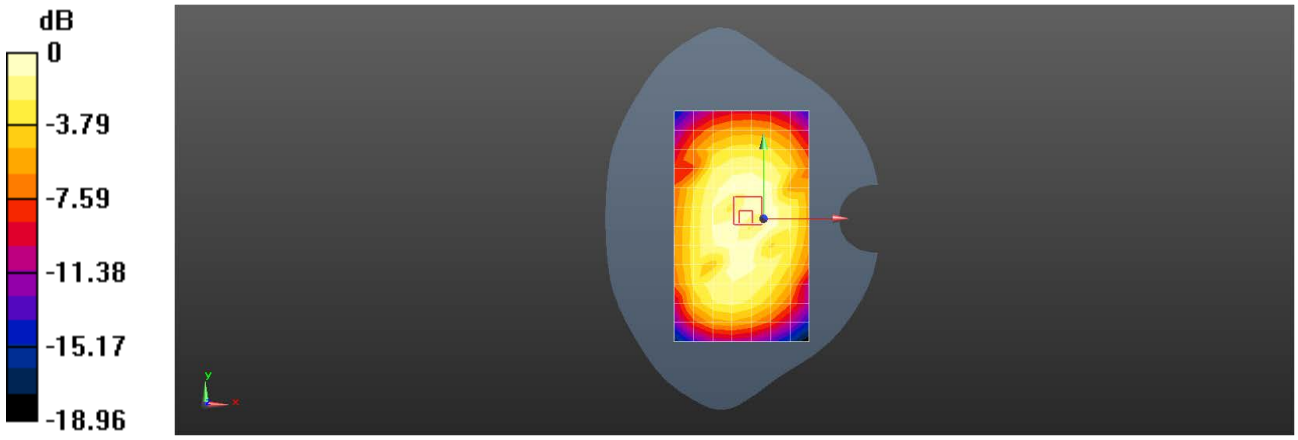

0 dB = 0.163 W/kg = -7.89 dBW/kg

Date: 2023/5/19

Test Laboratory: SGS-SAR Lab

V2250 LTE Band 12 10M QPSK 1RB0 23060CH Left side 10mm Ant11

DUT: V2250; Type: Mobile Phone; Serial: 868007060199896

Communication System: UID 0, LTE-FDD BW 10MHZ (0); Frequency: 704 MHz;Duty Cycle: 1:1

Medium: HSL750;Medium parameters used: f = 704 MHz; σ = 0.865 S/m; ε_r = 41.573; ρ = 1000 kg/m^3
Phantom section: Flat Section

DASY 5 Configuration:

- Probe: ES3DV3 - SN3137; ConvF(6.3, 6.3, 6.3); Calibrated: 2022/9/16
- Sensor-Surface: 3mm (Mechanical Surface Detection)
- Electronics: DAE4 Sn896; Calibrated: 2023/3/17
- Phantom: SAM 6; Type: SAM Twin; Serial: 1481
- DASY52 52.10.4(1535); SEMCAD X 14.6.14(7501)

Configuration/Body/Area Scan (5x13x1): Measurement grid: dx=15mm, dy=15mm
Maximum value of SAR (measured) = 0.324 W/kg

Configuration/Body/Zoom Scan (5x5x7)/Cube 0: Measurement grid: dx=8mm, dy=8mm, dz=5mm
Reference Value = 18.54 V/m; Power Drift = -0.05 dB
Peak SAR (extrapolated) = 0.518 W/kg
SAR(1 g) = 0.295 W/kg; SAR(10 g) = 0.170 W/kg
Maximum value of SAR (measured) = 0.371 W/kg

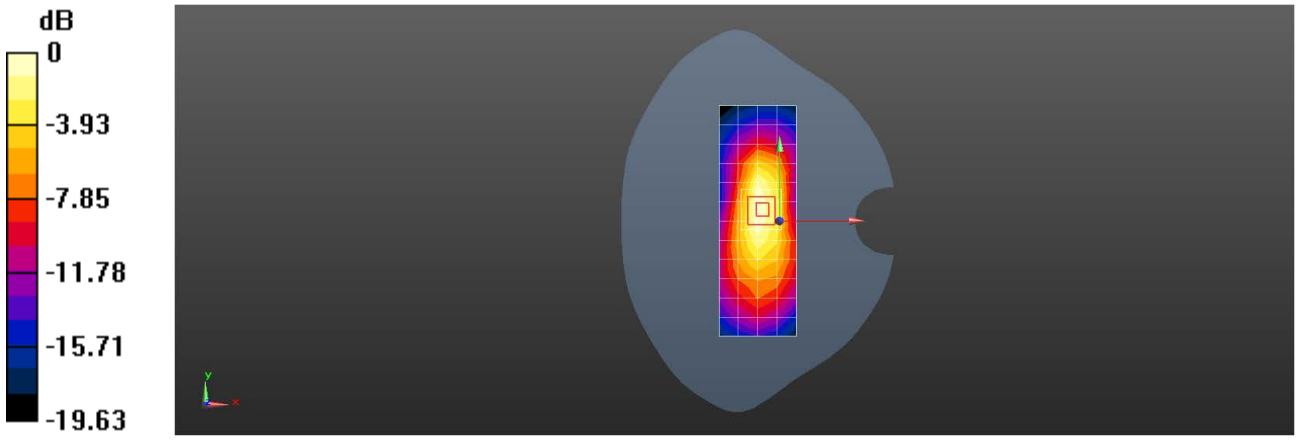

0 dB = 0.324 W/kg = -4.90 dBW/kg

Date: 2023/5/19

Test Laboratory: SGS-SAR Lab

V2250 LTE Band 13 10M QPSK 1RB25 23230CH Left cheek Ant11

DUT: V2250; Type: Mobile Phone; Serial: 868007060199896

Communication System: UID 0, LTE-FDD BW 10MHZ (0); Frequency: 782 MHz;Duty Cycle: 1:1

Medium: HSL750;Medium parameters used: f = 782 MHz; σ = 0.879 S/m; ε_r = 40.452; ρ = 1000 kg/m^3
Phantom section: Left Section

DASY 5 Configuration:

- Probe: ES3DV3 - SN3137; ConvF(6.3, 6.3, 6.3); Calibrated: 2022/9/16
- Sensor-Surface: 3mm (Mechanical Surface Detection)
- Electronics: DAE4 Sn896; Calibrated: 2023/3/17
- Phantom: SAM 6; Type: SAM Twin; Serial: 1481
- DASY52 52.10.4(1535); SEMCAD X 14.6.14(7501)

Configuration/Head/Area Scan (8x13x1): Measurement grid: dx=15mm, dy=15mm
Maximum value of SAR (measured) = 0.170 W/kg

Configuration/Head/Zoom Scan (5x5x7)/Cube 0: Measurement grid: dx=8mm, dy=8mm, dz=5mm
Reference Value = 3.155 V/m; Power Drift = 0.11 dB
Peak SAR (extrapolated) = 0.327 W/kg
SAR(1 g) = 0.166 W/kg; SAR(10 g) = 0.088 W/kg
Maximum value of SAR (measured) = 0.197 W/kg

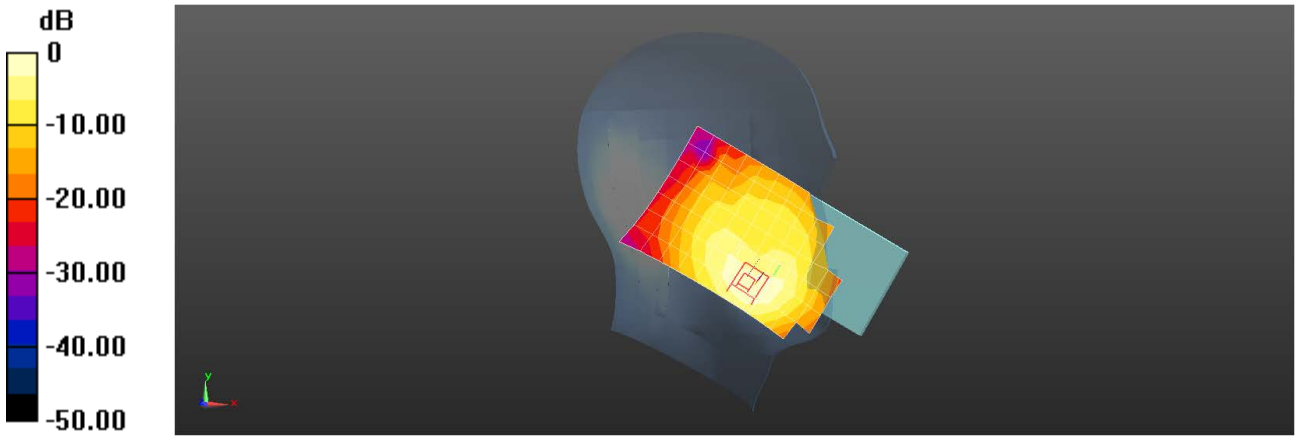

0 dB = 0.170 W/kg = -7.70 dBW/kg

Date: 2023/5/19

Test Laboratory: SGS-SAR Lab

V2250 LTE Band 13 10M QPSK 1RB25 23230CH Back side 15mm Ant41

DUT: V2250; Type: Mobile Phone; Serial: 868007060199896

Communication System: UID 0, LTE-FDD BW 10MHZ (0); Frequency: 782 MHz;Duty Cycle: 1:1

Medium: HSL750;Medium parameters used: f = 782 MHz; σ = 0.879 S/m; ε_r = 40.452; ρ = 1000 kg/m^3
Phantom section: Flat Section

DASY 5 Configuration:

- Probe: ES3DV3 - SN3137; ConvF(6.3, 6.3, 6.3); Calibrated: 2022/9/16
- Sensor-Surface: 3mm (Mechanical Surface Detection)
- Electronics: DAE4 Sn896; Calibrated: 2023/3/17
- Phantom: SAM 6; Type: SAM Twin; Serial: 1481
- DASY52 52.10.4(1535); SEMCAD X 14.6.14(7501)

Configuration/Body/Area Scan (8x13x1): Measurement grid: dx=15mm, dy=15mm
Maximum value of SAR (measured) = 0.124 W/kg

Configuration/Body/Zoom Scan (5x5x7)/Cube 0: Measurement grid: dx=8mm, dy=8mm, dz=5mm
Reference Value = 10.39 V/m; Power Drift = -0.10 dB
Peak SAR (extrapolated) = 0.175 W/kg
SAR(1 g) = 0.120 W/kg; SAR(10 g) = 0.081 W/kg
Maximum value of SAR (measured) = 0.138 W/kg

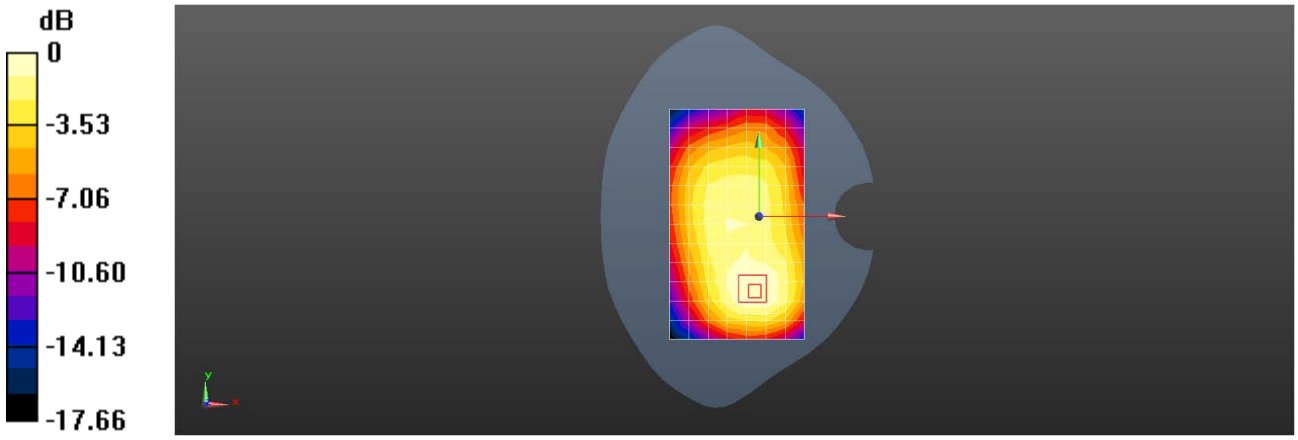

0 dB = 0.124 W/kg = -9.05 dBW/kg

Date: 2023/5/19

Test Laboratory: SGS-SAR Lab

V2250 LTE Band 13 10M QPSK 1RB25 23230CH Left side 10mm Ant11

DUT: V2250; Type: Mobile Phone; Serial: 868007060199896

Communication System: UID 0, LTE-FDD BW 10MHZ (0); Frequency: 782 MHz;Duty Cycle: 1:1

Medium: HSL750;Medium parameters used: f = 782 MHz; σ = 0.879 S/m; ε_r = 40.452; ρ = 1000 kg/m^3
Phantom section: Flat Section

DASY 5 Configuration:

- Probe: ES3DV3 - SN3137; ConvF(6.3, 6.3, 6.3); Calibrated: 2022/9/16
- Sensor-Surface: 3mm (Mechanical Surface Detection)
- Electronics: DAE4 Sn896; Calibrated: 2023/3/17
- Phantom: SAM 6; Type: SAM Twin; Serial: 1481
- DASY52 52.10.4(1535); SEMCAD X 14.6.14(7501)

Configuration/Body/Area Scan (5x13x1): Measurement grid: dx=15mm, dy=15mm
Maximum value of SAR (measured) = 0.218 W/kg

Configuration/Body/Zoom Scan (5x5x7)/Cube 0: Measurement grid: dx=8mm, dy=8mm, dz=5mm
Reference Value = 15.14 V/m; Power Drift = -0.04 dB
Peak SAR (extrapolated) = 0.361 W/kg
SAR(1 g) = 0.201 W/kg; SAR(10 g) = 0.111 W/kg
Maximum value of SAR (measured) = 0.254 W/kg

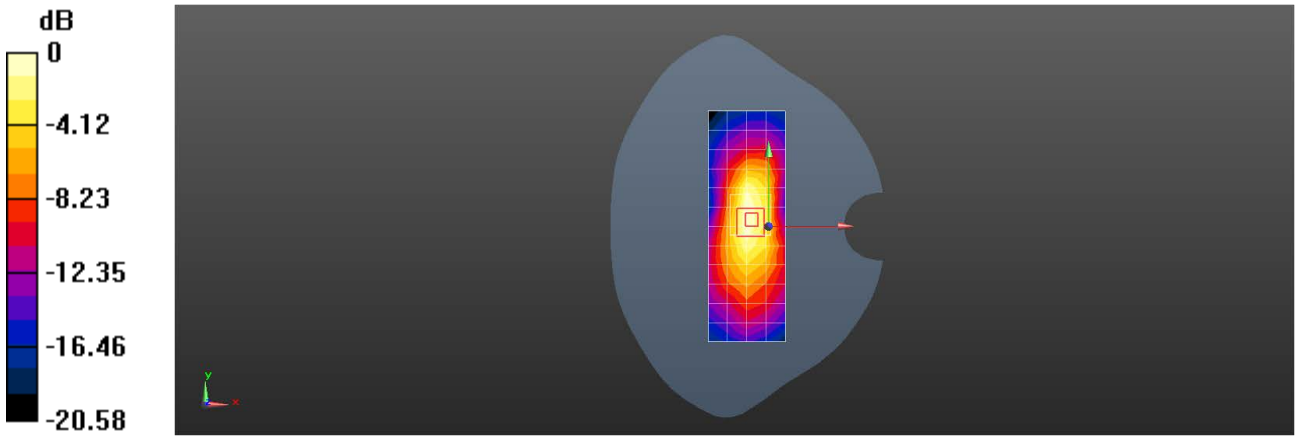

0 dB = 0.218 W/kg = -6.61 dBW/kg

Date: 2023/5/20

Test Laboratory: SGS-SAR Lab

V2250 LTE Band 26 15M QPSK 1RB74 26865CH Left cheek Ant11

DUT: V2250; Type: Mobile Phone; Serial: 868007060199896

Communication System: UID 0, LTE-FDD BW 15MHz (0); Frequency: 831.5 MHz;Duty Cycle: 1:1

Medium: HSL835;Medium parameters used: f = 831.5 MHz; σ = 0.903 S/m; ε_r = 41.714; ρ = 1000 kg/m^3
Phantom section: Left Section

DASY 5 Configuration:

- Probe: ES3DV3 - SN3137; ConvF(6.09, 6.09, 6.09); Calibrated: 2022/9/16
- Sensor-Surface: 3mm (Mechanical Surface Detection)
- Electronics: DAE4 Sn896; Calibrated: 2023/3/17
- Phantom: SAM 6; Type: SAM Twin; Serial: 1481
- DASY52 52.10.4(1535); SEMCAD X 14.6.14(7501)

Configuration/Head/Area Scan (9x13x1): Measurement grid: dx=15mm, dy=15mm
Maximum value of SAR (measured) = 0.449 W/kg

Configuration/Head/Zoom Scan (5x5x7)/Cube 0: Measurement grid: dx=8mm, dy=8mm, dz=5mm
Reference Value = 4.616 V/m; Power Drift = 0.05 dB
Peak SAR (extrapolated) = 0.878 W/kg
SAR(1 g) = 0.432 W/kg; SAR(10 g) = 0.235 W/kg
Maximum value of SAR (measured) = 0.528 W/kg

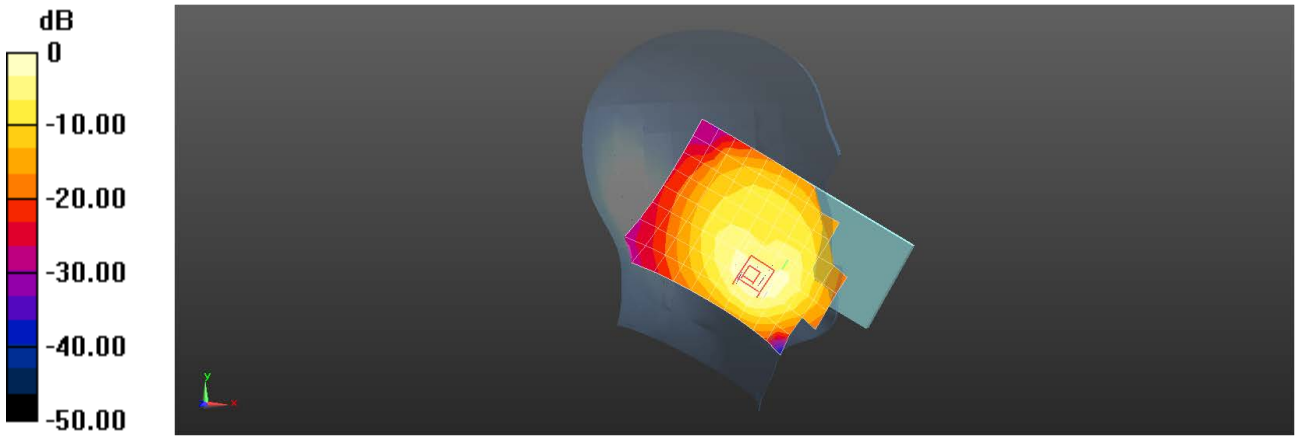

0 dB = 0.449 W/kg = -3.47 dBW/kg

Date: 2023/5/20

Test Laboratory: SGS-SAR Lab

V2250 LTE Band 26 15M QPSK 1RB74 26865CH Back side 15mm Ant11

DUT: V2250; Type: Mobile Phone; Serial: 868007060199896

Communication System: UID 0, LTE-FDD BW 15MHz (0); Frequency: 831.5 MHz;Duty Cycle: 1:1

Medium: HSL835;Medium parameters used: f = 831.5 MHz; σ = 0.903 S/m; ε_r = 41.714; ρ = 1000 kg/m^3
Phantom section: Flat Section

DASY 5 Configuration:

- Probe: ES3DV3 - SN3137; ConvF(6.09, 6.09, 6.09); Calibrated: 2022/9/16
- Sensor-Surface: 3mm (Mechanical Surface Detection)
- Electronics: DAE4 Sn896; Calibrated: 2023/3/17
- Phantom: SAM 6; Type: SAM Twin; Serial: 1481
- DASY52 52.10.4(1535); SEMCAD X 14.6.14(7501)

Configuration/Body/Area Scan (8x13x1): Measurement grid: dx=15mm, dy=15mm
Maximum value of SAR (measured) = 0.228 W/kg

Configuration/Body/Zoom Scan (5x5x7)/Cube 0: Measurement grid: dx=8mm, dy=8mm, dz=5mm
Reference Value = 7.711 V/m; Power Drift = -0.14 dB
Peak SAR (extrapolated) = 0.312 W/kg
SAR(1 g) = 0.199 W/kg; SAR(10 g) = 0.126 W/kg
Maximum value of SAR (measured) = 0.235 W/kg

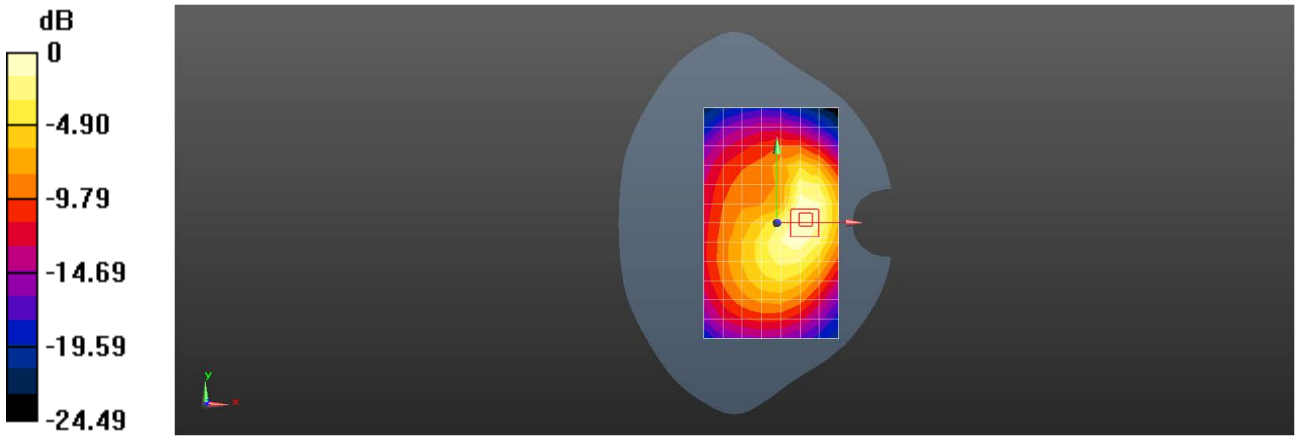

0 dB = 0.228 W/kg = -6.42 dBW/kg

Date: 2023/5/20

Test Laboratory: SGS-SAR Lab

V2250 LTE Band 26 15M QPSK 1RB74 26865CH Left side 10mm Ant11

DUT: V2250; Type: Mobile Phone; Serial: 868007060199896

Communication System: UID 0, LTE-FDD BW 15MHz (0); Frequency: 831.5 MHz;Duty Cycle: 1:1

Medium: HSL835;Medium parameters used: f = 831.5 MHz; σ = 0.903 S/m; ε_r = 41.714; ρ = 1000 kg/m^3
Phantom section: Flat Section

DASY 5 Configuration:

- Probe: ES3DV3 - SN3137; ConvF(6.09, 6.09, 6.09); Calibrated: 2022/9/16
- Sensor-Surface: 3mm (Mechanical Surface Detection)
- Electronics: DAE4 Sn896; Calibrated: 2023/3/17
- Phantom: SAM 6; Type: SAM Twin; Serial: 1481
- DASY52 52.10.4(1535); SEMCAD X 14.6.14(7501)

Configuration/Body/Area Scan (5x13x1): Measurement grid: dx=15mm, dy=15mm
Maximum value of SAR (measured) = 0.537 W/kg

Configuration/Body/Zoom Scan (5x5x7)/Cube 0: Measurement grid: dx=8mm, dy=8mm, dz=5mm
Reference Value = 23.18 V/m; Power Drift = -0.03 dB
Peak SAR (extrapolated) = 0.885 W/kg
SAR(1 g) = 0.488 W/kg; SAR(10 g) = 0.270 W/kg
Maximum value of SAR (measured) = 0.614 W/kg

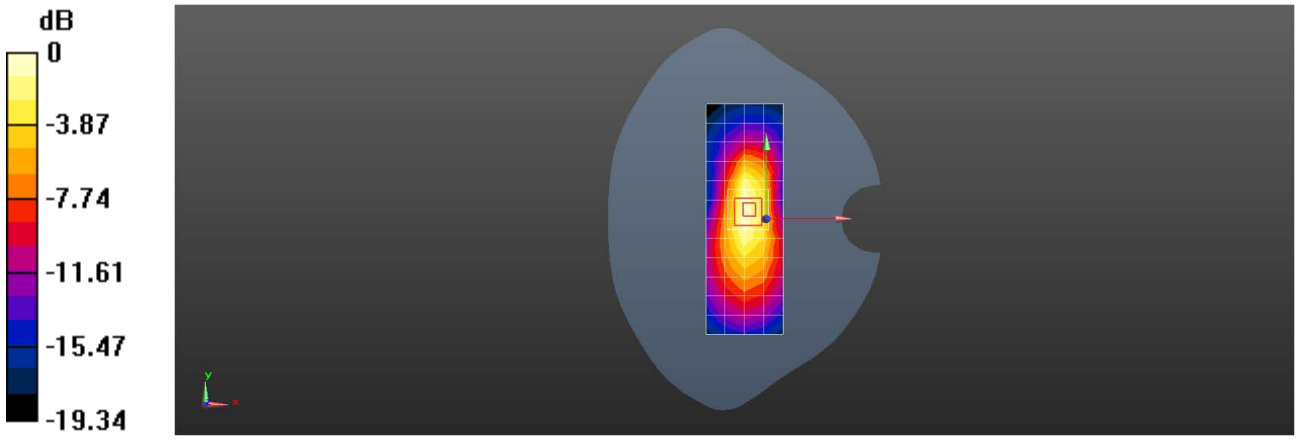

0 dB = 0.537 W/kg = -2.70 dBW/kg

Date: 2023/6/2

Test Laboratory: SGS-SAR Lab

V2250 LTE Band 41 20M PCC QPSK 1RB0 40620CH SCC QPSK 0RB0 40818CH Right cheek Ant15

DUT: V2250; Type: Mobile Phone; Serial: 868007060199896

Communication System: UID 0, LTE-TDD BW 20MHz (0); Frequency: 2593 MHz;Duty Cycle: 1:1.58

Medium: HSL2600;Medium parameters used: f = 2593 MHz; σ = 1.869 S/m; ε_r = 38.29; ρ = 1000 kg/m^3
Phantom section: Right Section

DASY 5 Configuration:

- Probe: EX3DV4 - SN7620; ConvF(8, 8, 8); Calibrated: 2022/11/20
- Sensor-Surface: 1.4mm (Mechanical Surface Detection)
- Electronics: DAE4 Sn1267; Calibrated: 2022/12/10
- Phantom: SAM 2; Type: SAM Twin; Serial: 1640
- DASY52 52.10.4(1527); SEMCAD X 14.6.14(7483)

Configuration/Head/Area Scan (10x17x1): Measurement grid: dx=12mm, dy=12mm
Maximum value of SAR (measured) = 0.704 W/kg

Configuration/Head/Zoom Scan (7x7x7)/Cube 0: Measurement grid: dx=5mm, dy=5mm, dz=5mm
Reference Value = 7.937 V/m; Power Drift = -0.19 dB
Peak SAR (extrapolated) = 1.02 W/kg
SAR(1 g) = 0.475 W/kg; SAR(10 g) = 0.218 W/kg
Maximum value of SAR (measured) = 0.779 W/kg



0 dB = 0.779 W/kg = -1.08 dBW/kg

Date: 2023/5/22

Test Laboratory: SGS-SAR Lab

V2250 LTE Band 41 20M QPSK 1RB0 40620CH Front side 15mm Ant15

DUT: V2250; Type: Mobile Phone; Serial: 868007060199474

Communication System: UID 0, LTE-TDD BW 20MHz (0); Frequency: 2593 MHz;Duty Cycle: 1:1.58

Medium: HSL2600;Medium parameters used: f = 2593 MHz; σ = 1.9 S/m; ε_r = 38.487; ρ = 1000 kg/m^3
Phantom section: Flat Section

DASY 5 Configuration:

- Probe: EX3DV4 - SN7620; ConvF(8, 8, 8); Calibrated: 2022/11/20
- Sensor-Surface: 1.4mm (Mechanical Surface Detection)
- Electronics: DAE4 Sn1267; Calibrated: 2022/12/10
- Phantom: SAM 2; Type: SAM Twin; Serial: 1640
- DASY52 52.10.4(1527); SEMCAD X 14.6.14(7483)

Configuration/Body/Area Scan (9x16x1): Measurement grid: dx=12mm, dy=12mm
Maximum value of SAR (measured) = 0.262 W/kg

Configuration/Body/Zoom Scan (7x7x7)/Cube 0: Measurement grid: dx=5mm, dy=5mm, dz=5mm
Reference Value = 4.432 V/m; Power Drift = -0.09 dB
Peak SAR (extrapolated) = 0.340 W/kg
SAR(1 g) = 0.169 W/kg; SAR(10 g) = 0.091 W/kg
Maximum value of SAR (measured) = 0.268 W/kg

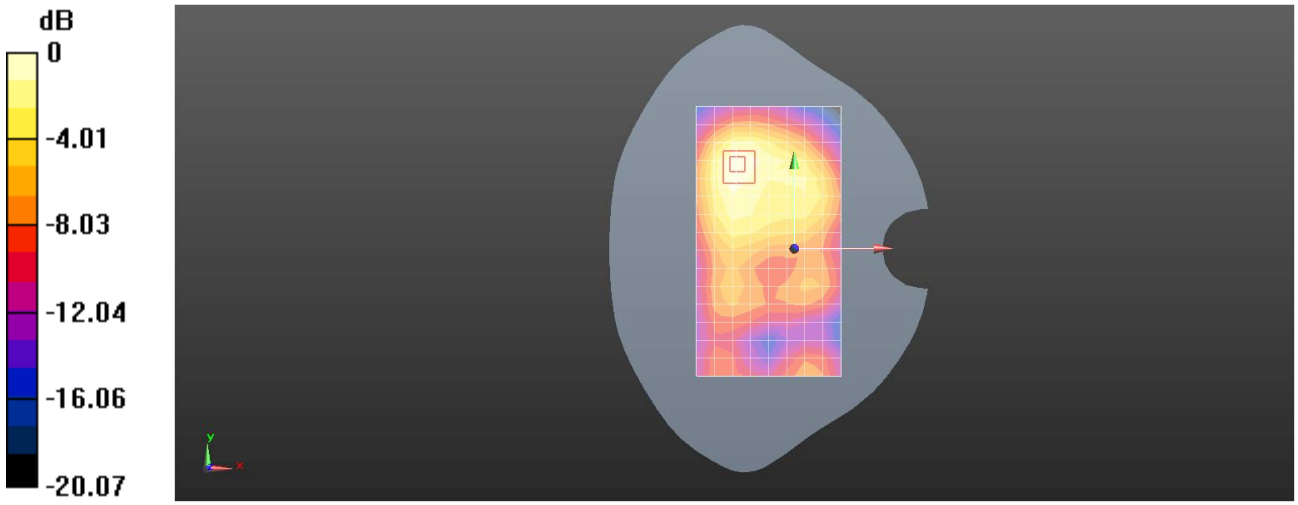

0 dB = 0.268 W/kg = -5.72 dBW/kg

Date: 2023/5/22

Test Laboratory: SGS-SAR Lab

V2250 LTE Band 41 20M QPSK 1RB0 40620CH Back side 10mm Ant15

DUT: V2250; Type: Mobile Phone; Serial: 868007060199474

Communication System: UID 0, LTE-TDD BW 20MHz (0); Frequency: 2593 MHz;Duty Cycle: 1:1.58

Medium: HSL2600;Medium parameters used: f = 2593 MHz; σ = 1.9 S/m; ε_r = 38.487; ρ = 1000 kg/m^3
Phantom section: Flat Section

DASY 5 Configuration:

- Probe: EX3DV4 - SN7620; ConvF(8, 8, 8); Calibrated: 2022/11/20
- Sensor-Surface: 1.4mm (Mechanical Surface Detection)
- Electronics: DAE4 Sn1267; Calibrated: 2022/12/10
- Phantom: SAM 2; Type: SAM Twin; Serial: 1640
- DASY52 52.10.4(1527); SEMCAD X 14.6.14(7483)

Configuration/Body/Area Scan (9x16x1): Measurement grid: dx=12mm, dy=12mm
Maximum value of SAR (measured) = 0.442 W/kg

Configuration/Body/Zoom Scan (7x7x7)/Cube 0: Measurement grid: dx=5mm, dy=5mm, dz=5mm
Reference Value = 5.974 V/m; Power Drift = -0.05 dB
Peak SAR (extrapolated) = 0.634 W/kg
SAR(1 g) = 0.289 W/kg; SAR(10 g) = 0.147 W/kg
Maximum value of SAR (measured) = 0.490 W/kg

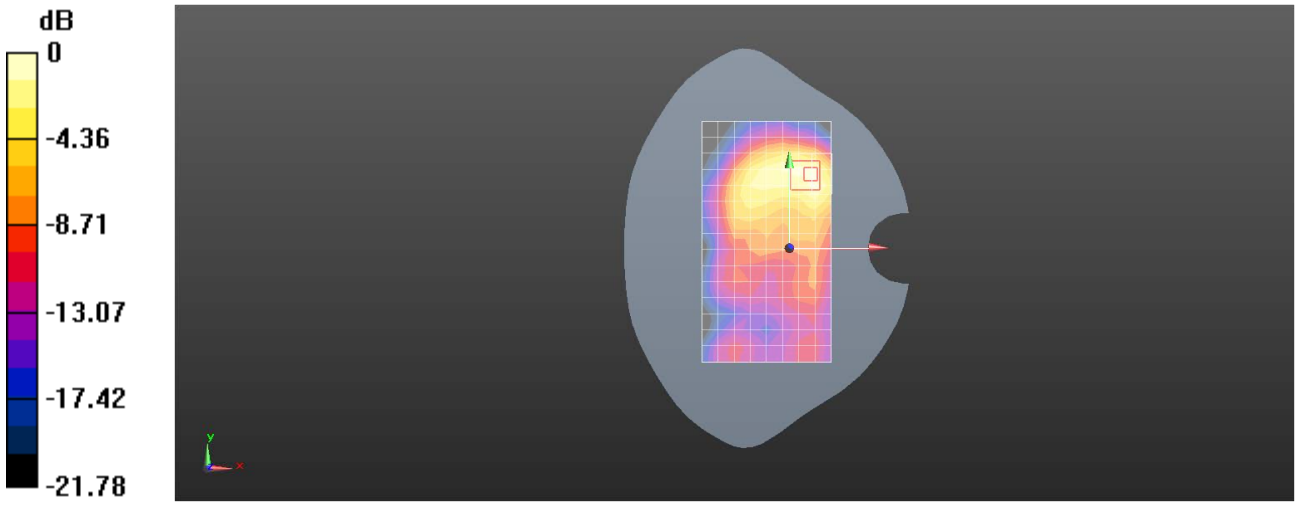

0 dB = 0.490 W/kg = -3.10 dBW/kg

Date: 2023/5/25

Test Laboratory: SGS-SAR Lab

V2250 LTE Band 66 20M QPSK 1RB50 132322CH Left cheek Ant31

DUT: V2250; Type: Mobile Phone; Serial: 868007060199714

Communication System: UID 0, LTE-FDD BW 20MHz (0); Frequency: 1745 MHz;Duty Cycle: 1:1

Medium: HSL1750;Medium parameters used: f = 1745 MHz; σ = 1.343 S/m; ε_r = 40.524; ρ = 1000 kg/m^3
Phantom section: Left Section

DASY 5 Configuration:

- Probe: EX3DV4 - SN3789; ConvF(7.65, 7.65, 7.65); Calibrated: 2022/9/30
- Sensor-Surface: 1.4mm (Mechanical Surface Detection)
- Electronics: DAE4 Sn702; Calibrated: 2022/11/9
- Phantom: SAM 4; Type: SAM; Serial: 1913
- DASY52 52.10.4(1527); SEMCAD X 14.6.14(7483)

Configuration/Head/Area Scan (8x13x1): Measurement grid: dx=15mm, dy=15mm
Maximum value of SAR (measured) = 0.190 W/kg

Configuration/Head/Zoom Scan (5x5x7)/Cube 0: Measurement grid: dx=8mm, dy=8mm, dz=5mm
Reference Value = 2.291 V/m; Power Drift = 0.02 dB
Peak SAR (extrapolated) = 0.215 W/kg
SAR(1 g) = 0.140 W/kg; SAR(10 g) = 0.088 W/kg
Maximum value of SAR (measured) = 0.185 W/kg

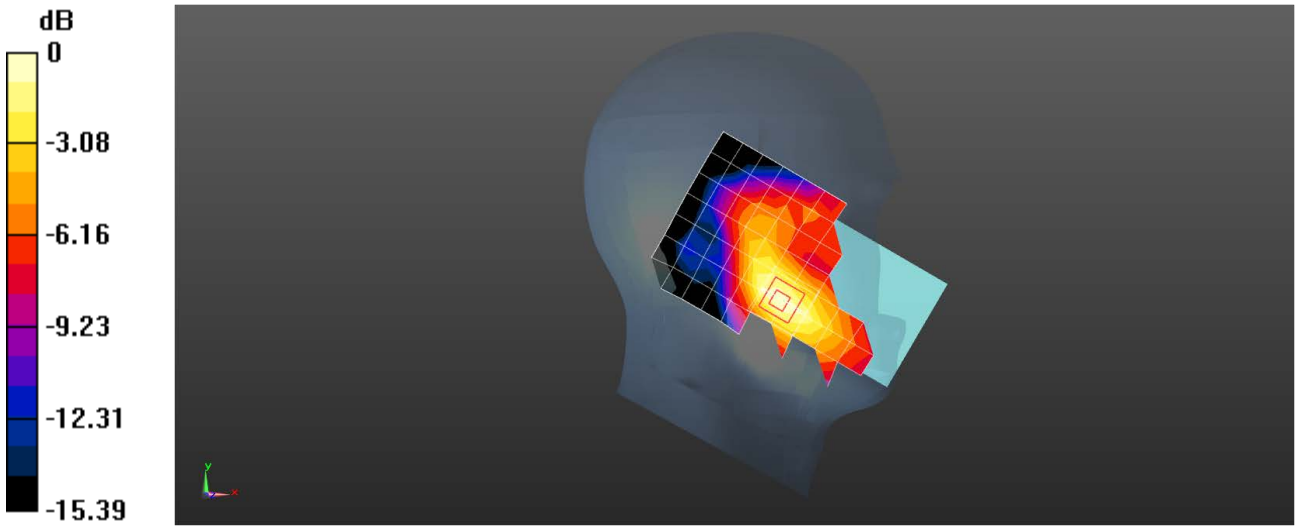

0 dB = 0.185 W/kg = -7.33 dBW/kg

Date: 2023/5/25

Test Laboratory: SGS-SAR Lab

V2250 LTE Band 66 20M QPSK 1RB99 132072CH Back side 15mm Ant15

DUT: V2250; Type: Mobile Phone; Serial: 868007060199714

Communication System: UID 0, LTE-FDD BW 20MHz (0); Frequency: 1720 MHz;Duty Cycle: 1:1

Medium: HSL1750;Medium parameters used: f = 1720 MHz; σ = 1.33 S/m; ε_r = 40.536; ρ = 1000 kg/m^3
Phantom section: Flat Section

DASY 5 Configuration:

- Probe: EX3DV4 - SN3789; ConvF(7.65, 7.65, 7.65); Calibrated: 2022/9/30
- Sensor-Surface: 1.4mm (Mechanical Surface Detection)
- Electronics: DAE4 Sn702; Calibrated: 2022/11/9
- Phantom: SAM 4; Type: SAM; Serial: 1913
- DASY52 52.10.4(1527); SEMCAD X 14.6.14(7483)

Configuration/Body/Area Scan (8x13x1): Measurement grid: dx=15mm, dy=15mm
Maximum value of SAR (measured) = 0.446 W/kg

Configuration/Body/Zoom Scan (5x5x7)/Cube 0: Measurement grid: dx=8mm, dy=8mm, dz=5mm
Reference Value = 8.667 V/m; Power Drift = 0.06 dB
Peak SAR (extrapolated) = 0.553 W/kg
SAR(1 g) = 0.352 W/kg; SAR(10 g) = 0.225 W/kg
Maximum value of SAR (measured) = 0.478 W/kg

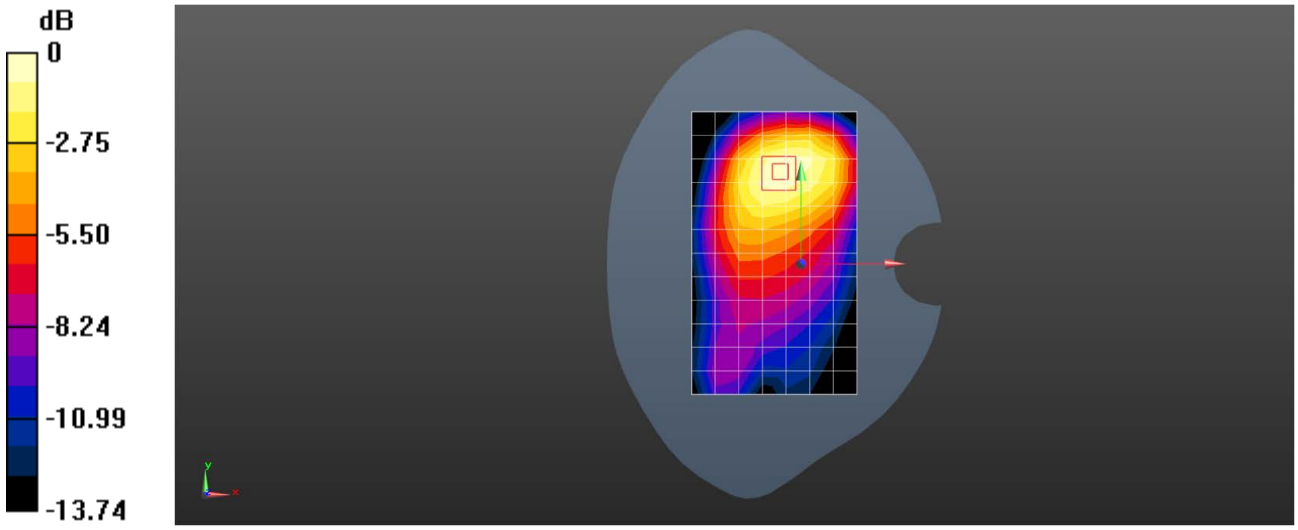

0 dB = 0.478 W/kg = -3.21 dBW/kg

Date: 2023/5/25

Test Laboratory: SGS-SAR Lab

V2250 LTE Band 66 20M QPSK 50RB50 132072CH Top side 10mm Ant15

DUT: V2250; Type: Mobile Phone; Serial: 868007060199714

Communication System: UID 0, LTE-FDD BW 20MHz (0); Frequency: 1720 MHz;Duty Cycle: 1:1

Medium: HSL1750;Medium parameters used: f = 1720 MHz; σ = 1.33 S/m; ε_r = 40.536; ρ = 1000 kg/m^3
Phantom section: Flat Section

DASY 5 Configuration:

- Probe: EX3DV4 - SN3789; ConvF(7.65, 7.65, 7.65); Calibrated: 2022/9/30
- Sensor-Surface: 1.4mm (Mechanical Surface Detection)
- Electronics: DAE4 Sn702; Calibrated: 2022/11/9
- Phantom: SAM 4; Type: SAM; Serial: 1913
- DASY52 52.10.4(1527); SEMCAD X 14.6.14(7483)

Configuration/Body/Area Scan (5x8x1): Measurement grid: dx=15mm, dy=15mm
Maximum value of SAR (measured) = 0.565 W/kg

Configuration/Body/Zoom Scan (5x5x7)/Cube 0: Measurement grid: dx=8mm, dy=8mm, dz=5mm
Reference Value = 18.17 V/m; Power Drift = 0.12 dB
Peak SAR (extrapolated) = 0.754 W/kg
SAR(1 g) = 0.429 W/kg; SAR(10 g) = 0.243 W/kg
Maximum value of SAR (measured) = 0.630 W/kg

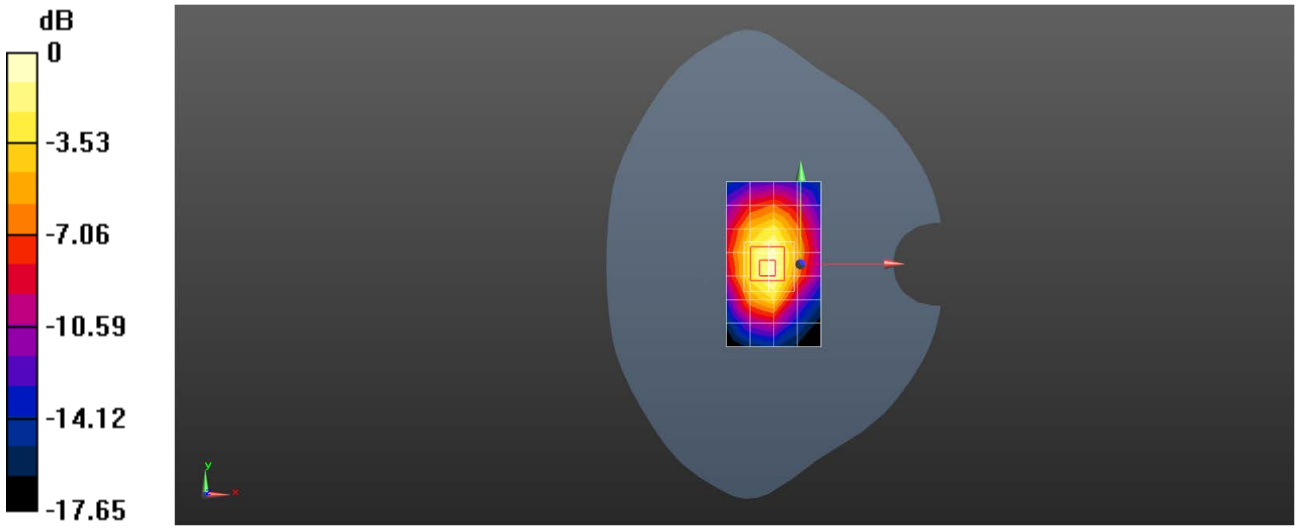

0 dB = 0.630 W/kg = -2.01 dBW/kg

Date: 2023/5/21

Test Laboratory: SGS-SAR Lab

V2250 5G NR SA N2 20M QPSK 1RB53 376000CH Left cheek Ant31

DUT: V2250; Type: Mobile Phone; Serial: 868007060199714

Communication System: UID 0, NR (0); Frequency: 1880 MHz;Duty Cycle: 1:1

Medium: HSL1900;Medium parameters used: f = 1880 MHz; σ = 1.438 S/m; ε_r = 40.055; ρ = 1000 kg/m^3
Phantom section: Left Section

DASY 5 Configuration:

- Probe: EX3DV4 - SN3789; ConvF(7.3, 7.3, 7.3); Calibrated: 2022/9/30
- Sensor-Surface: 1.4mm (Mechanical Surface Detection)
- Electronics: DAE4 Sn702; Calibrated: 2022/11/9
- Phantom: SAM 4; Type: SAM; Serial: 1913
- DASY52 52.10.4(1527); SEMCAD X 14.6.14(7483)

Configuration/Head/Area Scan (8x9x1): Measurement grid: dx=15mm, dy=15mm
Maximum value of SAR (measured) = 0.175 W/kg

Configuration/Head/Zoom Scan (5x5x7)/Cube 0: Measurement grid: dx=8mm, dy=8mm, dz=5mm
Reference Value = 3.355 V/m; Power Drift = 0.14 dB
Peak SAR (extrapolated) = 0.220 W/kg
SAR(1 g) = 0.143 W/kg; SAR(10 g) = 0.089 W/kg
Maximum value of SAR (measured) = 0.188 W/kg

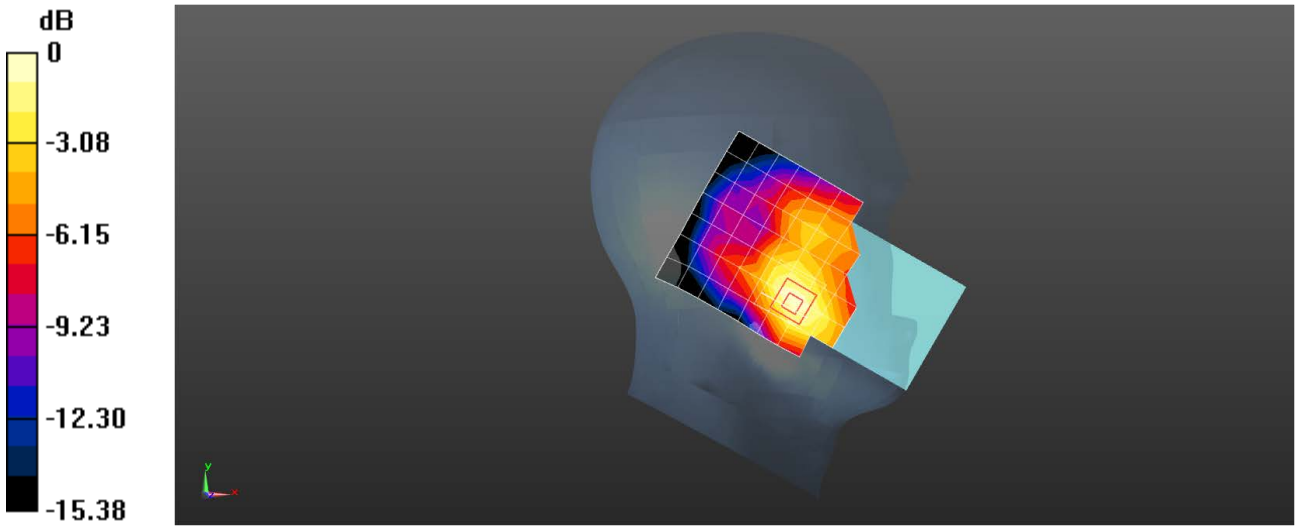

0 dB = 0.188 W/kg = -7.26 dBW/kg

Date: 2023/5/21

Test Laboratory: SGS-SAR Lab

V2250 5G NR SA N2 20M QPSK 1RB104 376000CH Back side 15mm Ant31

DUT: V2250; Type: Mobile Phone; Serial: 868007060199714

Communication System: UID 0, NR (0); Frequency: 1880 MHz;Duty Cycle: 1:1

Medium: HSL1900;Medium parameters used: f = 1880 MHz; σ = 1.438 S/m; ε_r = 40.055; ρ = 1000 kg/m^3
Phantom section: Flat Section

DASY 5 Configuration:

- Probe: EX3DV4 - SN3789; ConvF(7.3, 7.3, 7.3); Calibrated: 2022/9/30
- Sensor-Surface: 1.4mm (Mechanical Surface Detection)
- Electronics: DAE4 Sn702; Calibrated: 2022/11/9
- Phantom: SAM 4; Type: SAM; Serial: 1913
- DASY52 52.10.4(1527); SEMCAD X 14.6.14(7483)

Configuration/Body/Area Scan (8x13x1): Measurement grid: dx=15mm, dy=15mm
Maximum value of SAR (measured) = 0.322 W/kg

Configuration/Body/Zoom Scan (5x5x7)/Cube 0: Measurement grid: dx=8mm, dy=8mm, dz=5mm
Reference Value = 7.306 V/m; Power Drift = -0.16 dB
Peak SAR (extrapolated) = 0.375 W/kg
SAR(1 g) = 0.232 W/kg; SAR(10 g) = 0.143 W/kg
Maximum value of SAR (measured) = 0.322 W/kg

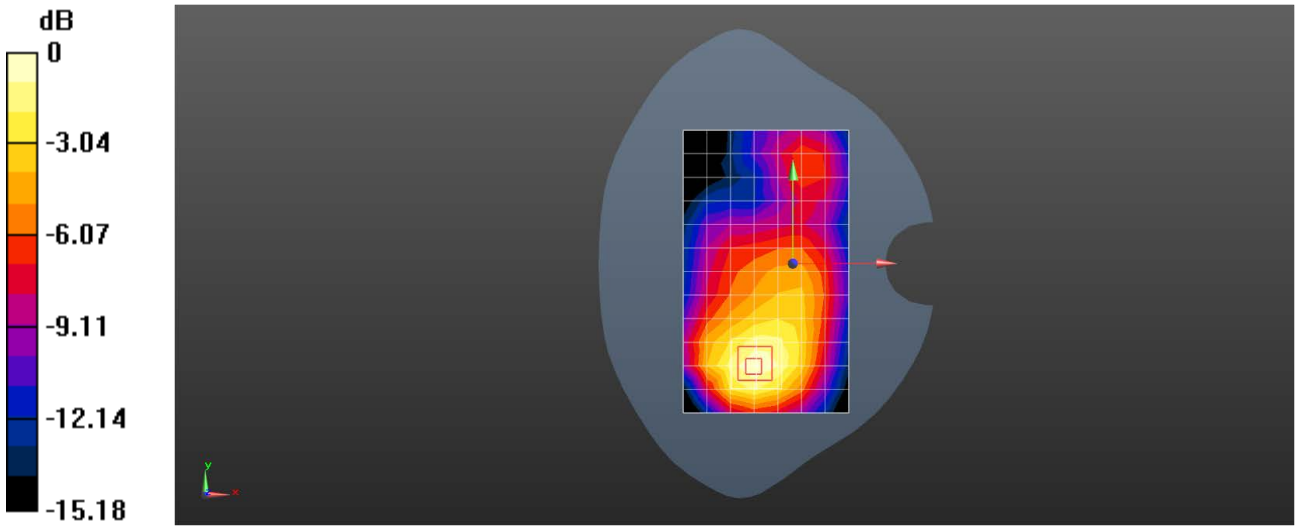

0 dB = 0.322 W/kg = -4.92 dBW/kg

Date: 2023/5/21

Test Laboratory: SGS-SAR Lab

V2250 5G NR SA N2 20M QPSK 50RB28 376000CH Top side 10mm Ant15

DUT: V2250; Type: Mobile Phone; Serial: 868007060199714

Communication System: UID 0, NR (0); Frequency: 1880 MHz;Duty Cycle: 1:1

Medium: HSL1900;Medium parameters used: f = 1880 MHz; σ = 1.438 S/m; ε_r = 40.055; ρ = 1000 kg/m^3
Phantom section: Flat Section

DASY 5 Configuration:

- Probe: EX3DV4 - SN3789; ConvF(7.3, 7.3, 7.3); Calibrated: 2022/9/30
- Sensor-Surface: 1.4mm (Mechanical Surface Detection)
- Electronics: DAE4 Sn702; Calibrated: 2022/11/9
- Phantom: SAM 4; Type: SAM; Serial: 1913
- DASY52 52.10.4(1527); SEMCAD X 14.6.14(7483)

Configuration/Body/Area Scan (5x8x1): Measurement grid: dx=15mm, dy=15mm
Maximum value of SAR (measured) = 0.461 W/kg

Configuration/Body/Zoom Scan (5x5x7)/Cube 0: Measurement grid: dx=8mm, dy=8mm, dz=5mm
Reference Value = 15.61 V/m; Power Drift = 0.08 dB
Peak SAR (extrapolated) = 0.594 W/kg
SAR(1 g) = 0.336 W/kg; SAR(10 g) = 0.192 W/kg
Maximum value of SAR (measured) = 0.495 W/kg

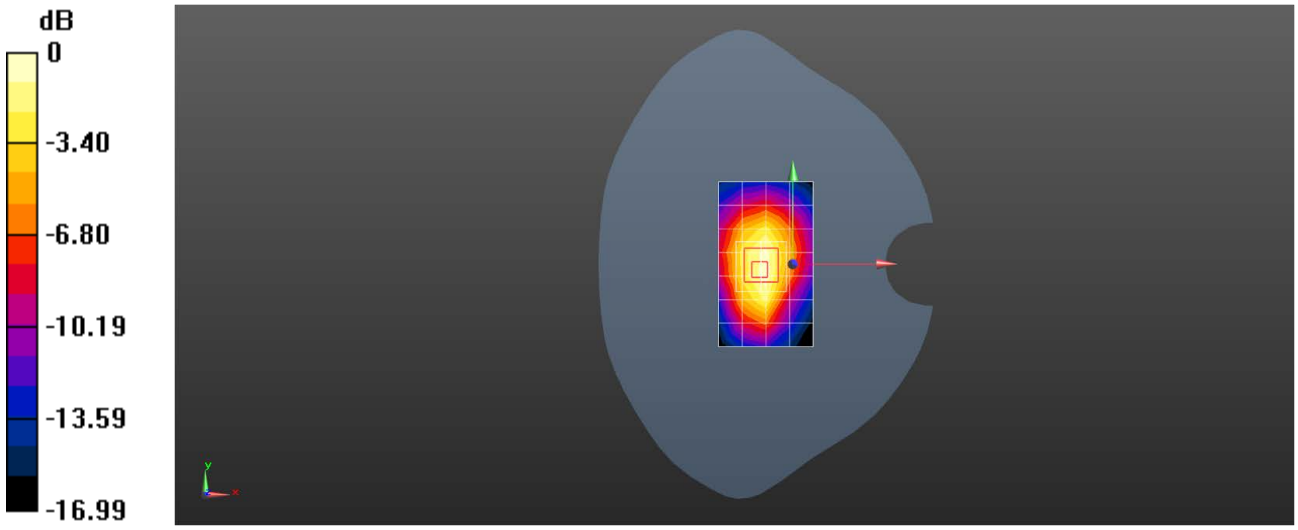

0 dB = 0.495 W/kg = -3.05 dBW/kg

Date: 2023/5/20

Test Laboratory: SGS-SAR Lab

V2250 5G NR SA N7 40M QPSK 1RB108 510000CH Right cheek Ant15

DUT: V2250; Type: Mobile Phone; Serial: 868007060199474

Communication System: UID 0, NR (0); Frequency: 2550 MHz;Duty Cycle: 1:1

Medium: HSL2600;Medium parameters used: f = 2550 MHz; σ = 1.914 S/m; ε_r = 39.882; ρ = 1000 kg/m^3
Phantom section: Right Section

DASY 5 Configuration:

- Probe: EX3DV4 - SN7620; ConvF(8, 8, 8); Calibrated: 2022/11/20
- Sensor-Surface: 1.4mm (Mechanical Surface Detection)
- Electronics: DAE4 Sn1267; Calibrated: 2022/12/10
- Phantom: SAM 2; Type: SAM Twin; Serial: 1640
- DASY52 52.10.4(1527); SEMCAD X 14.6.14(7483)

Configuration/Head/Area Scan (9x17x1): Measurement grid: dx=12mm, dy=12mm
Maximum value of SAR (measured) = 0.966 W/kg

Configuration/Head/Zoom Scan (7x7x7)/Cube 0: Measurement grid: dx=5mm, dy=5mm, dz=5mm
Reference Value = 8.980 V/m; Power Drift = 0.01 dB
Peak SAR (extrapolated) = 1.29 W/kg
SAR(1 g) = 0.569 W/kg; SAR(10 g) = 0.254 W/kg
Maximum value of SAR (measured) = 0.942 W/kg



0 dB = 0.942 W/kg = -0.26 dBW/kg

Date: 2023/5/20

Test Laboratory: SGS-SAR Lab

V2250 5G NR SA N7 40M QPSK 108RB54 504000CH Back side 15mm Ant12

DUT: V2250; Type: Mobile Phone; Serial: 868007060199474

Communication System: UID 0, NR (0); Frequency: 2520 MHz;Duty Cycle: 1:1

Medium: HSL2600;Medium parameters used: f = 2520 MHz; σ = 1.877 S/m; ε_r = 39.968; ρ = 1000 kg/m^3
Phantom section: Flat Section

DASY 5 Configuration:

- Probe: EX3DV4 - SN7620; ConvF(8, 8, 8); Calibrated: 2022/11/20
- Sensor-Surface: 1.4mm (Mechanical Surface Detection)
- Electronics: DAE4 Sn1267; Calibrated: 2022/12/10
- Phantom: SAM 2; Type: SAM Twin; Serial: 1640
- DASY52 52.10.4(1527); SEMCAD X 14.6.14(7483)

Configuration/Body/Area Scan (9x16x1): Measurement grid: dx=12mm, dy=12mm
Maximum value of SAR (measured) = 0.291 W/kg

Configuration/Body/Zoom Scan (7x7x7)/Cube 0: Measurement grid: dx=5mm, dy=5mm, dz=5mm
Reference Value = 4.928 V/m; Power Drift = -0.06 dB
Peak SAR (extrapolated) = 0.423 W/kg
SAR(1 g) = 0.203 W/kg; SAR(10 g) = 0.100 W/kg
Maximum value of SAR (measured) = 0.336 W/kg

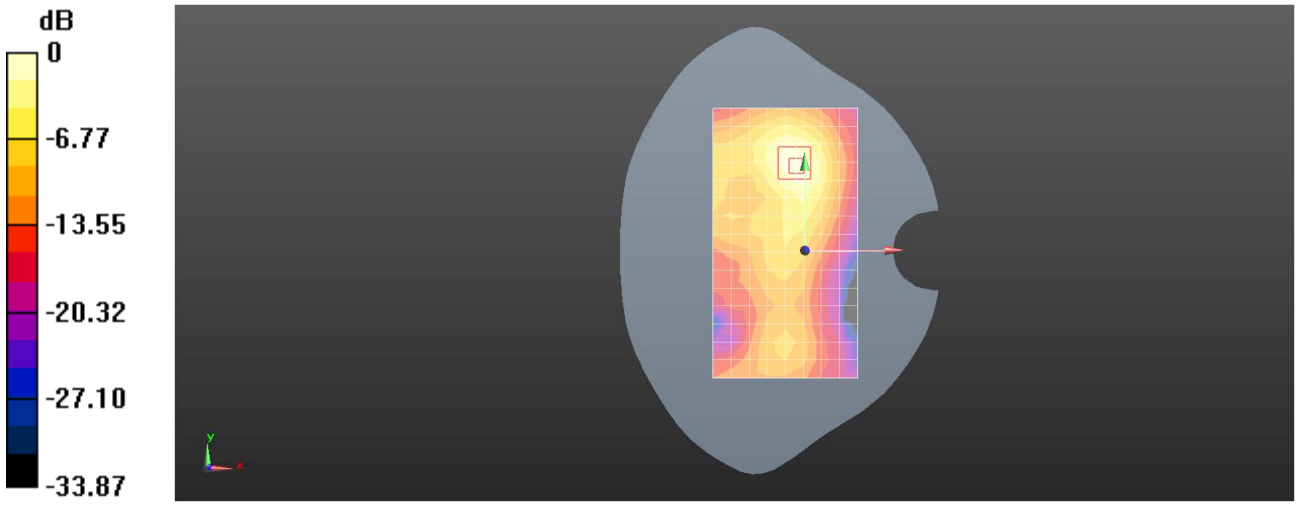

0 dB = 0.336 W/kg = -4.74 dBW/kg

Date: 2023/5/20

Test Laboratory: SGS-SAR Lab

V2250 5G NR SA N7 40M QPSK 108RB54 510000CH Top side 10mm Ant15

DUT: V2250; Type: Mobile Phone; Serial: 868007060199474

Communication System: UID 0, NR (0); Frequency: 2550 MHz;Duty Cycle: 1:1

Medium: HSL2600;Medium parameters used: f = 2550 MHz; σ = 1.914 S/m; ε_r = 39.882; ρ = 1000 kg/m^3
Phantom section: Flat Section

DASY 5 Configuration:

- Probe: EX3DV4 - SN7620; ConvF(8, 8, 8); Calibrated: 2022/11/20
- Sensor-Surface: 1.4mm (Mechanical Surface Detection)
- Electronics: DAE4 Sn1267; Calibrated: 2022/12/10
- Phantom: SAM 2; Type: SAM Twin; Serial: 1640
- DASY52 52.10.4(1527); SEMCAD X 14.6.14(7483)

Configuration/Body/Area Scan (5x10x1): Measurement grid: dx=12mm, dy=12mm
Maximum value of SAR (measured) = 0.521 W/kg

Configuration/Body/Zoom Scan (7x7x7)/Cube 0: Measurement grid: dx=5mm, dy=5mm, dz=5mm
Reference Value = 13.18 V/m; Power Drift = -0.08 dB
Peak SAR (extrapolated) = 0.642 W/kg
SAR(1 g) = 0.307 W/kg; SAR(10 g) = 0.150 W/kg
Maximum value of SAR (measured) = 0.504 W/kg

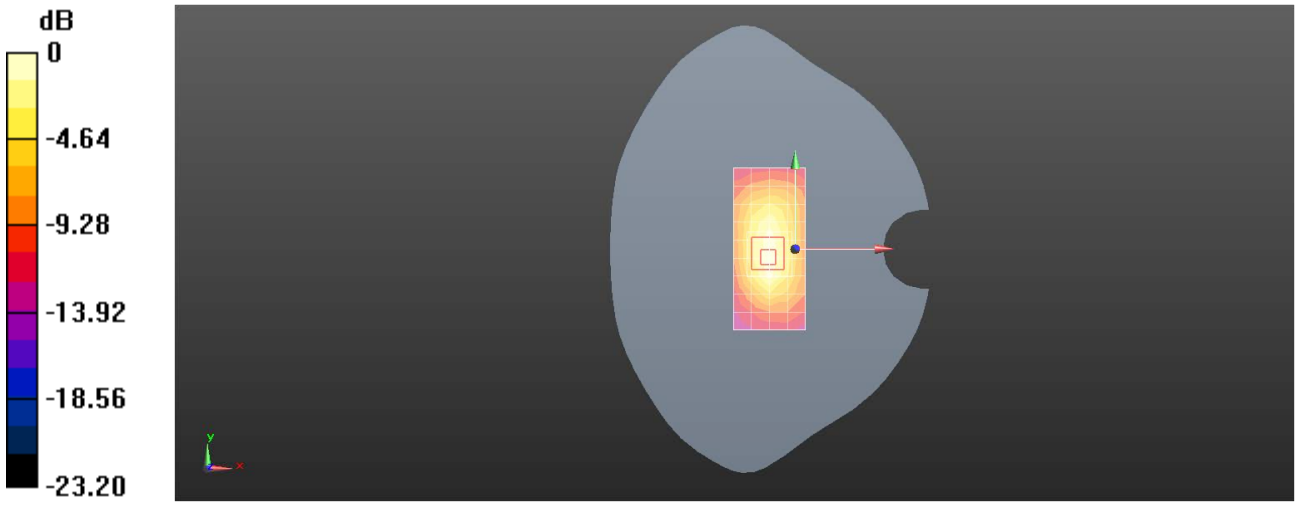

0 dB = 0.504 W/kg = -2.98 dBW/kg

Date: 2023/5/21

Test Laboratory: SGS-SAR Lab

V2250 5G NR SA N26 20M QPSK 50RB28 166300CH Left cheek Ant11

DUT: V2250; Type: Mobile Phone; Serial: 868007060199896

Communication System: UID 0, NR (0); Frequency: 831.5 MHz;Duty Cycle: 1:1

Medium: HSL835;Medium parameters used: f = 831.5 MHz; σ = 0.904 S/m; ε_r = 40.737; ρ = 1000 kg/m^3
Phantom section: Left Section

DASY 5 Configuration:

- Probe: ES3DV3 - SN3137; ConvF(6.09, 6.09, 6.09); Calibrated: 2022/9/16
- Sensor-Surface: 3mm (Mechanical Surface Detection)
- Electronics: DAE4 Sn896; Calibrated: 2023/3/17
- Phantom: SAM 6; Type: SAM Twin; Serial: 1481
- DASY52 52.10.4(1535); SEMCAD X 14.6.14(7501)

Configuration/Head/Area Scan (8x13x1): Measurement grid: dx=15mm, dy=15mm
Maximum value of SAR (measured) = 0.544 W/kg

Configuration/Head/Zoom Scan (5x5x7)/Cube 0: Measurement grid: dx=8mm, dy=8mm, dz=5mm
Reference Value = 4.856 V/m; Power Drift = 0.03 dB
Peak SAR (extrapolated) = 1.24 W/kg
SAR(1 g) = 0.594 W/kg; SAR(10 g) = 0.311 W/kg
Maximum value of SAR (measured) = 0.795 W/kg

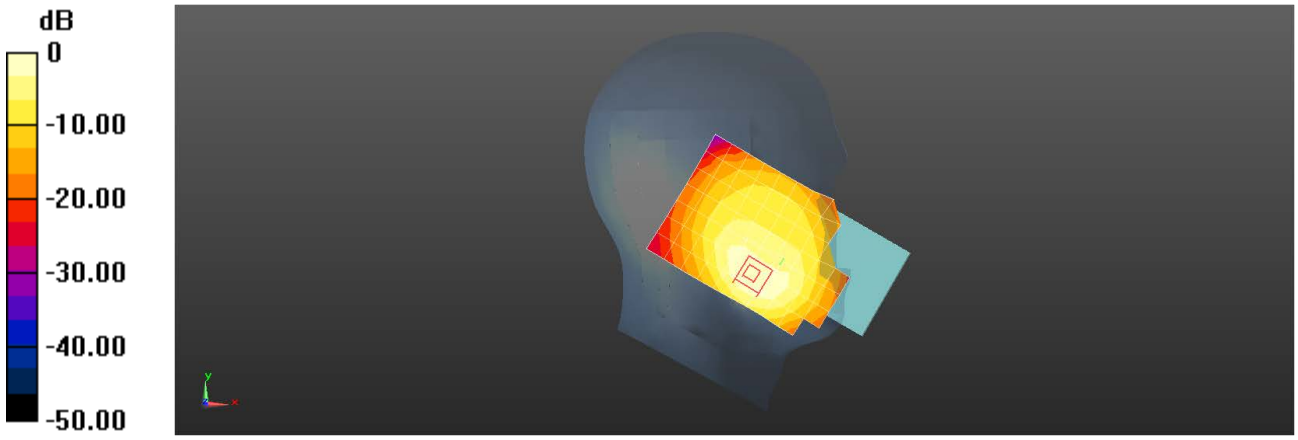

0 dB = 0.544 W/kg = -2.65 dBW/kg

Date: 2023/5/21

Test Laboratory: SGS-SAR Lab

V2250 5G NR SA N26 20M QPSK 50RB28 166300CH Back side 15mm Ant41

DUT: V2250; Type: Mobile Phone; Serial: 868007060199896

Communication System: UID 0, NR (0); Frequency: 831.5 MHz;Duty Cycle: 1:1

Medium: HSL835;Medium parameters used: f = 831.5 MHz; σ = 0.904 S/m; ε_r = 40.737; ρ = 1000 kg/m^3
Phantom section: Flat Section

DASY 5 Configuration:

- Probe: ES3DV3 - SN3137; ConvF(6.09, 6.09, 6.09); Calibrated: 2022/9/16
- Sensor-Surface: 3mm (Mechanical Surface Detection)
- Electronics: DAE4 Sn896; Calibrated: 2023/3/17
- Phantom: SAM 6; Type: SAM Twin; Serial: 1481
- DASY52 52.10.4(1535); SEMCAD X 14.6.14(7501)

Configuration/Body/Area Scan (8x13x1): Measurement grid: dx=15mm, dy=15mm
Maximum value of SAR (measured) = 0.237 W/kg

Configuration/Body/Zoom Scan (5x5x7)/Cube 0: Measurement grid: dx=8mm, dy=8mm, dz=5mm
Reference Value = 14.60 V/m; Power Drift = -0.04 dB
Peak SAR (extrapolated) = 0.315 W/kg
SAR(1 g) = 0.208 W/kg; SAR(10 g) = 0.140 W/kg
Maximum value of SAR (measured) = 0.239 W/kg

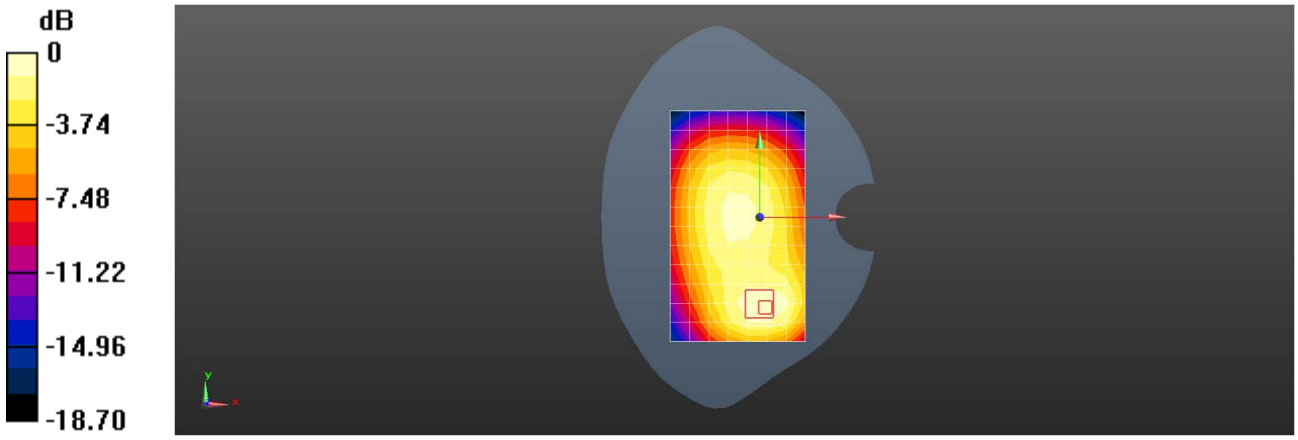

0 dB = 0.237 W/kg = -6.26 dBW/kg

Date: 2023/5/21

Test Laboratory: SGS-SAR Lab

V2250 5G NR SA N26 20M QPSK 50RB28 166300CH Left side 10mm Ant11

DUT: V2250; Type: Mobile Phone; Serial: 868007060199896

Communication System: UID 0, NR (0); Frequency: 831.5 MHz;Duty Cycle: 1:1

Medium: HSL835;Medium parameters used: f = 831.5 MHz; σ = 0.904 S/m; ε_r = 40.737; ρ = 1000 kg/m^3
Phantom section: Flat Section

DASY 5 Configuration:

- Probe: ES3DV3 - SN3137; ConvF(6.09, 6.09, 6.09); Calibrated: 2022/9/16
- Sensor-Surface: 3mm (Mechanical Surface Detection)
- Electronics: DAE4 Sn896; Calibrated: 2023/3/17
- Phantom: SAM 6; Type: SAM Twin; Serial: 1481
- DASY52 52.10.4(1535); SEMCAD X 14.6.14(7501)

Configuration/Body/Area Scan (5x13x1): Measurement grid: dx=15mm, dy=15mm
Maximum value of SAR (measured) = 0.531 W/kg

Configuration/Body/Zoom Scan (5x5x7)/Cube 0: Measurement grid: dx=8mm, dy=8mm, dz=5mm
Reference Value = 22.81 V/m; Power Drift = 0.14 dB
Peak SAR (extrapolated) = 0.863 W/kg
SAR(1 g) = 0.476 W/kg; SAR(10 g) = 0.263 W/kg
Maximum value of SAR (measured) = 0.603 W/kg

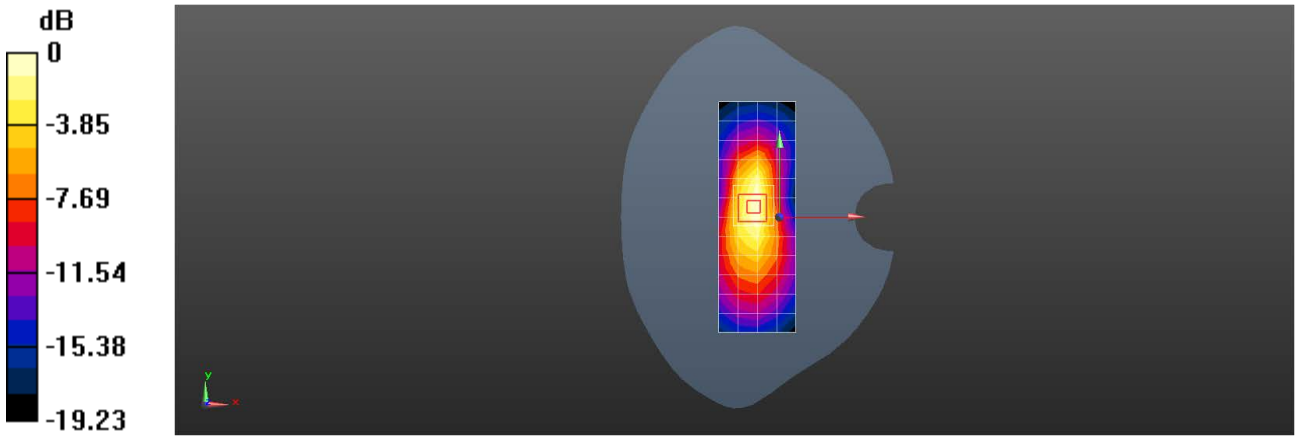

0 dB = 0.531 W/kg = -2.75 dBW/kg

Date: 2023/5/31

Test Laboratory: SGS-SAR Lab

V2250 5G NR SA N38 40M QPSK 50RB28 519000CH Right cheek Ant12

DUT: V2250; Type: Mobile Phone; Serial: 868007060199474

Communication System: UID 0, NR (0); Frequency: 2595 MHz;Duty Cycle: 1:1

Medium: HSL2600;Medium parameters used: f = 2595 MHz; σ = 1.963 S/m; ε_r = 39.919; ρ = 1000 kg/m^3
Phantom section: Right Section

DASY 5 Configuration:

- Probe: EX3DV4 - SN7620; ConvF(8, 8, 8); Calibrated: 2022/11/20
- Sensor-Surface: 1.4mm (Mechanical Surface Detection)
- Electronics: DAE4 Sn1267; Calibrated: 2022/12/10
- Phantom: SAM 2; Type: SAM Twin; Serial: 1640
- DASY52 52.10.4(1527); SEMCAD X 14.6.14(7483)

Configuration/Head/Area Scan (10x16x1): Measurement grid: dx=12mm, dy=12mm
Maximum value of SAR (measured) = 0.908 W/kg

Configuration/Head/Zoom Scan (7x7x7)/Cube 0: Measurement grid: dx=5mm, dy=5mm, dz=5mm
Reference Value = 6.103 V/m; Power Drift = 0.06 dB
Peak SAR (extrapolated) = 1.35 W/kg
SAR(1 g) = 0.560 W/kg; SAR(10 g) = 0.247 W/kg
Maximum value of SAR (measured) = 1.03 W/kg



0 dB = 1.03 W/kg = 0.13 dBW/kg

Date: 2023/5/31

Test Laboratory: SGS-SAR Lab

V2250 5G NR SA N38 40M QPSK 1RB1 520000CH Back side 15mm Ant12

DUT: V2250; Type: Mobile Phone; Serial: 868007060199474

Communication System: UID 0, NR (0); Frequency: 2600 MHz;Duty Cycle: 1:1

Medium: HSL2600;Medium parameters used: f = 2600 MHz; σ = 1.941 S/m; ε_r = 39.832; ρ = 1000 kg/m^3
Phantom section: Flat Section

DASY 5 Configuration:

- Probe: EX3DV4 - SN7620; ConvF(8, 8, 8); Calibrated: 2022/11/20
- Sensor-Surface: 1.4mm (Mechanical Surface Detection)
- Electronics: DAE4 Sn1267; Calibrated: 2022/12/10
- Phantom: SAM 2; Type: SAM Twin; Serial: 1640
- DASY52 52.10.4(1527); SEMCAD X 14.6.14(7483)

Configuration/Body/Area Scan (9x16x1): Measurement grid: dx=12mm, dy=12mm
Maximum value of SAR (measured) = 0.483 W/kg

Configuration/Body/Zoom Scan (7x7x7)/Cube 0: Measurement grid: dx=5mm, dy=5mm, dz=5mm
Reference Value = 4.685 V/m; Power Drift = -0.05 dB
Peak SAR (extrapolated) = 0.679 W/kg
SAR(1 g) = 0.325 W/kg; SAR(10 g) = 0.158 W/kg
Maximum value of SAR (measured) = 0.539 W/kg

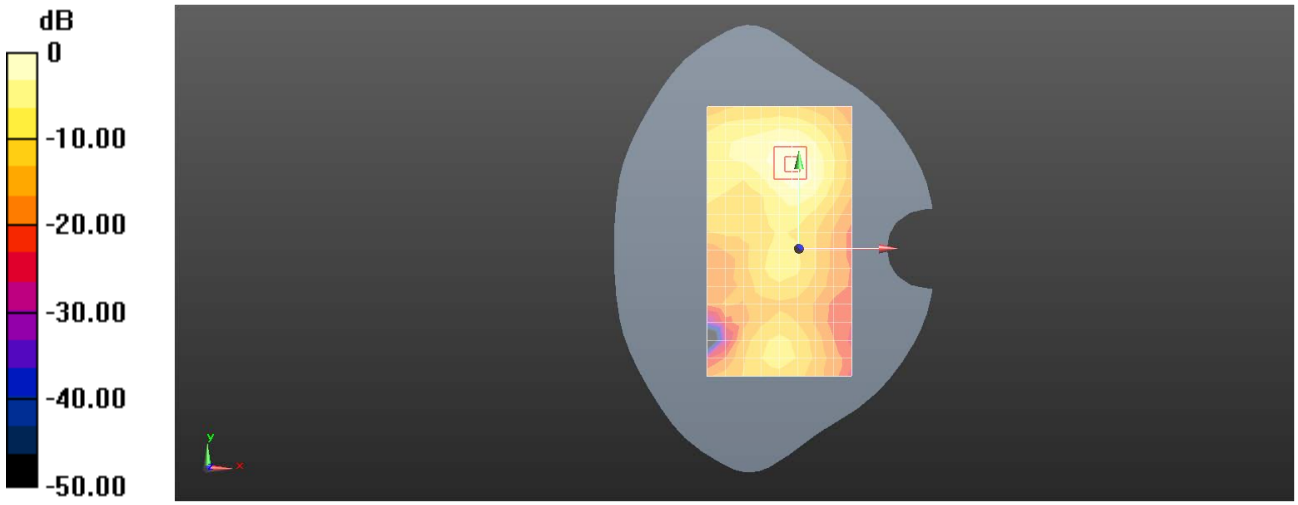

0 dB = 0.539 W/kg = -2.68 dBW/kg

Date: 2023/5/31

Test Laboratory: SGS-SAR Lab

V2250 5G NR SA N38 40M QPSK 50RB28 520000CH Back side 10mm Ant12

DUT: V2250; Type: Mobile Phone; Serial: 868007060199474

Communication System: UID 0, NR (0); Frequency: 2600 MHz;Duty Cycle: 1:1

Medium: HSL2600;Medium parameters used: f = 2600 MHz; σ = 1.941 S/m; ε_r = 39.832; ρ = 1000 kg/m^3
Phantom section: Flat Section

DASY 5 Configuration:

- Probe: EX3DV4 - SN7620; ConvF(8, 8, 8); Calibrated: 2022/11/20
- Sensor-Surface: 1.4mm (Mechanical Surface Detection)
- Electronics: DAE4 Sn1267; Calibrated: 2022/12/10
- Phantom: SAM 2; Type: SAM Twin; Serial: 1640
- DASY52 52.10.4(1527); SEMCAD X 14.6.14(7483)

Configuration/Body/Area Scan (9x16x1): Measurement grid: dx=12mm, dy=12mm
Maximum value of SAR (measured) = 0.420 W/kg

Configuration/Body/Zoom Scan (7x7x7)/Cube 0: Measurement grid: dx=5mm, dy=5mm, dz=5mm
Reference Value = 2.476 V/m; Power Drift = -0.01 dB
Peak SAR (extrapolated) = 0.595 W/kg
SAR(1 g) = 0.262 W/kg; SAR(10 g) = 0.116 W/kg
Maximum value of SAR (measured) = 0.454 W/kg

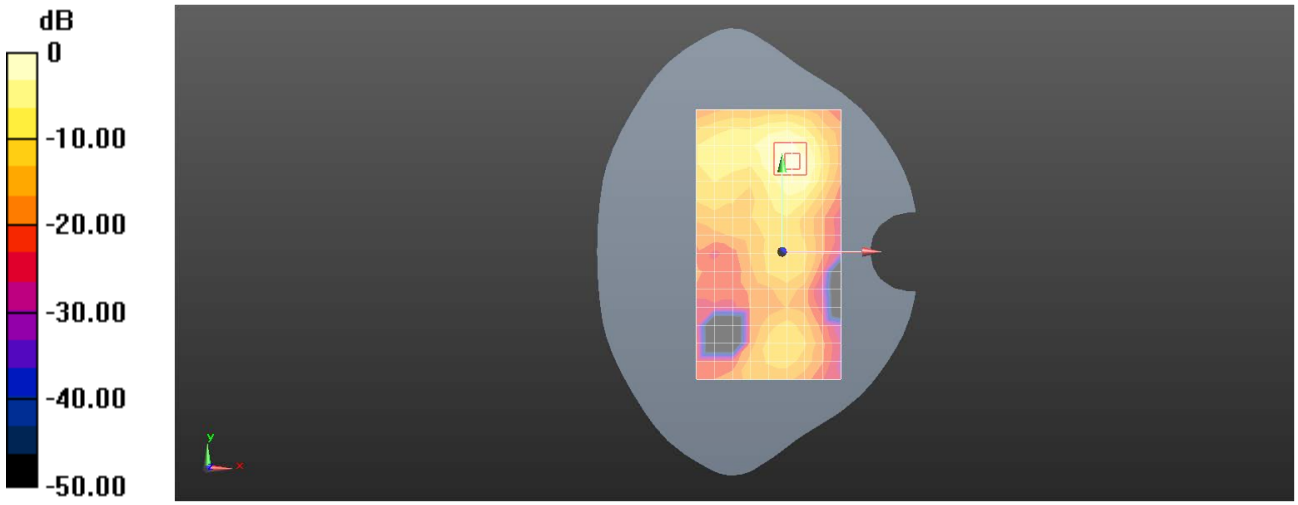

0 dB = 0.454 W/kg = -3.43 dBW/kg

Date: 2023/5/22

Test Laboratory: SGS-SAR Lab

V2250 5G NR SA N41 100M QPSK 1RB1 513900CH Left cheek Ant23

DUT: V2250; Type: Mobile Phone; Serial: 868007060199474

Communication System: UID 0, NR (0); Frequency: 2569.5 MHz;Duty Cycle: 1:1

Medium: HSL2600;Medium parameters used: f = 2569.5 MHz; σ = 1.874 S/m; ε_r = 38.548; ρ = 1000 kg/m^3
Phantom section: Left Section

DASY 5 Configuration:

- Probe: EX3DV4 - SN7620; ConvF(8, 8, 8); Calibrated: 2022/11/20
- Sensor-Surface: 1.4mm (Mechanical Surface Detection)
- Electronics: DAE4 Sn1267; Calibrated: 2022/12/10
- Phantom: SAM 2; Type: SAM Twin; Serial: 1640
- DASY52 52.10.4(1527); SEMCAD X 14.6.14(7483)

Configuration/Head/Area Scan (9x16x1): Measurement grid: dx=12mm, dy=12mm
Maximum value of SAR (measured) = 1.16 W/kg

Configuration/Head/Zoom Scan (7x7x7)/Cube 0: Measurement grid: dx=5mm, dy=5mm, dz=5mm
Reference Value = 0.6910 V/m; Power Drift = 0.07 dB
Peak SAR (extrapolated) = 2.19 W/kg
SAR(1 g) = 0.775 W/kg; SAR(10 g) = 0.294 W/kg
Maximum value of SAR (measured) = 1.57 W/kg

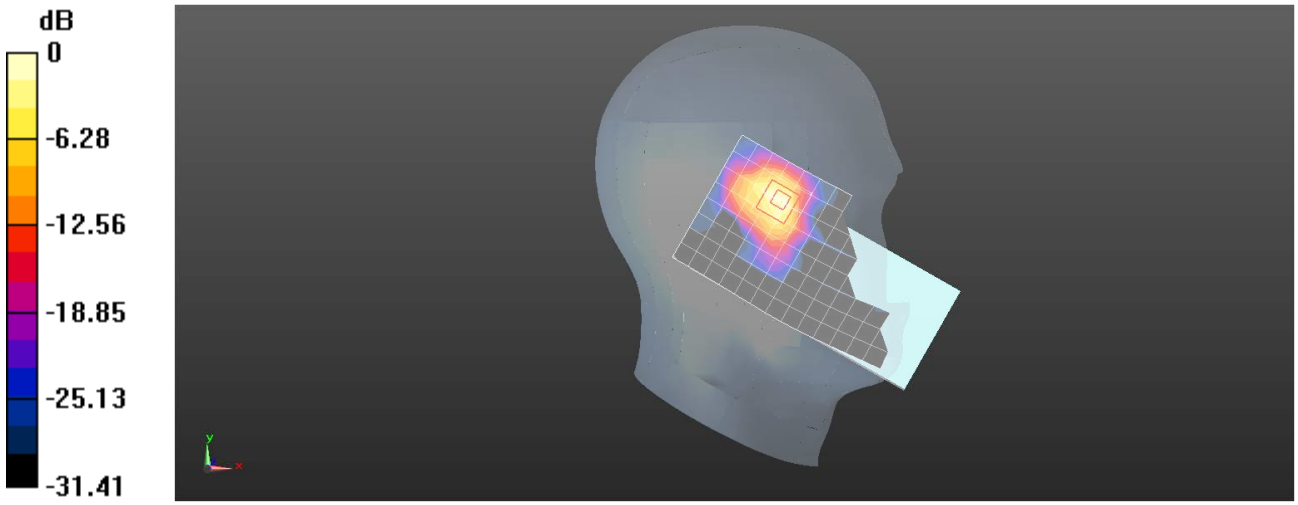

0 dB = 1.57 W/kg = 1.96 dBW/kg

Date: 2023/5/22

Test Laboratory: SGS-SAR Lab

V2250 5G NR SA N41 100M QPSK 135RB69 509202CH Back side 15mm Ant12

DUT: V2250; Type: Mobile Phone; Serial: 868007060199474

Communication System: UID 0, NR (0); Frequency: 2546.01 MHz;Duty Cycle: 1:1

Medium: HSL2600;Medium parameters used: f = 2546.01 MHz; σ = 1.844 S/m; ε_r = 38.63; ρ = 1000 kg/m^3
Phantom section: Flat Section

DASY 5 Configuration:

- Probe: EX3DV4 - SN7620; ConvF(8, 8, 8); Calibrated: 2022/11/20
- Sensor-Surface: 1.4mm (Mechanical Surface Detection)
- Electronics: DAE4 Sn1267; Calibrated: 2022/12/10
- Phantom: SAM 2; Type: SAM Twin; Serial: 1640
- DASY52 52.10.4(1527); SEMCAD X 14.6.14(7483)

Configuration/Body/Area Scan (9x16x1): Measurement grid: dx=12mm, dy=12mm
Maximum value of SAR (measured) = 0.338 W/kg

Configuration/Body/Zoom Scan (7x7x7)/Cube 0: Measurement grid: dx=5mm, dy=5mm, dz=5mm
Reference Value = 4.842 V/m; Power Drift = -0.07 dB
Peak SAR (extrapolated) = 0.461 W/kg
SAR(1 g) = 0.218 W/kg; SAR(10 g) = 0.107 W/kg
Maximum value of SAR (measured) = 0.364 W/kg

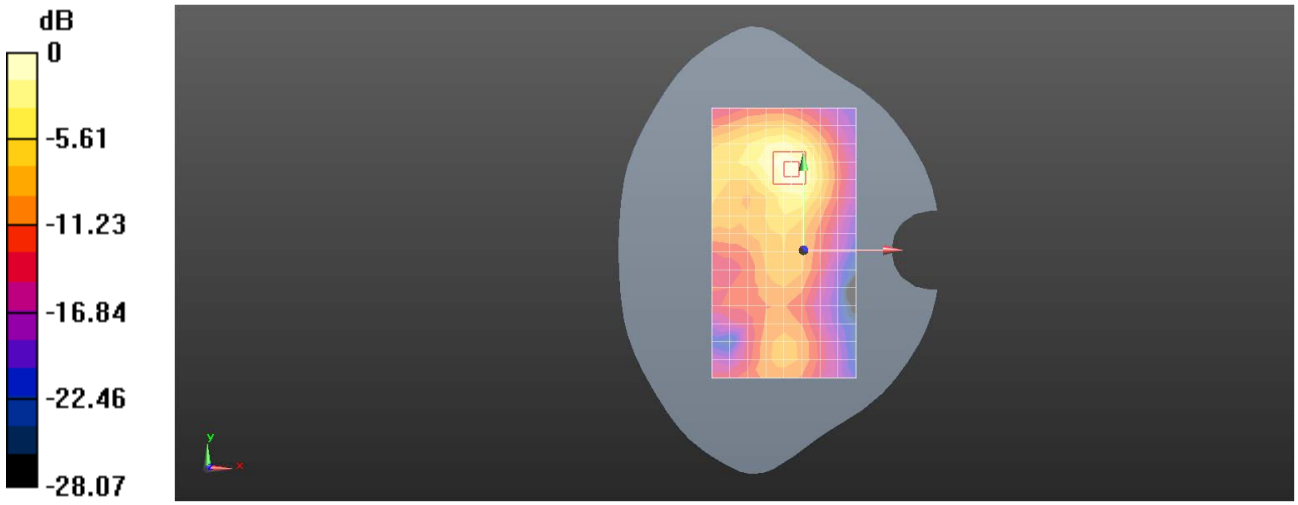

0 dB = 0.364 W/kg = -4.39 dBW/kg

Date: 2023/5/22

Test Laboratory: SGS-SAR Lab

V2250 5G NR SA N41 100M QPSK 135RB69 509202CH Back side 10mm Ant12

DUT: V2250; Type: Mobile Phone; Serial: 868007060199474

Communication System: UID 0, NR (0); Frequency: 2546.01 MHz;Duty Cycle: 1:1

Medium: HSL2600;Medium parameters used: f = 2546.01 MHz; σ = 1.844 S/m; ε_r = 38.63; ρ = 1000 kg/m^3
Phantom section: Flat Section

DASY 5 Configuration:

- Probe: EX3DV4 - SN7620; ConvF(8, 8, 8); Calibrated: 2022/11/20
- Sensor-Surface: 1.4mm (Mechanical Surface Detection)
- Electronics: DAE4 Sn1267; Calibrated: 2022/12/10
- Phantom: SAM 2; Type: SAM Twin; Serial: 1640
- DASY52 52.10.4(1527); SEMCAD X 14.6.14(7483)

Configuration/Body/Area Scan (9x16x1): Measurement grid: dx=12mm, dy=12mm
Maximum value of SAR (measured) = 0.291 W/kg

Configuration/Body/Zoom Scan (7x7x7)/Cube 0: Measurement grid: dx=5mm, dy=5mm, dz=5mm
Reference Value = 3.384 V/m; Power Drift = -0.06 dB
Peak SAR (extrapolated) = 0.428 W/kg
SAR(1 g) = 0.183 W/kg; SAR(10 g) = 0.081 W/kg
Maximum value of SAR (measured) = 0.325 W/kg

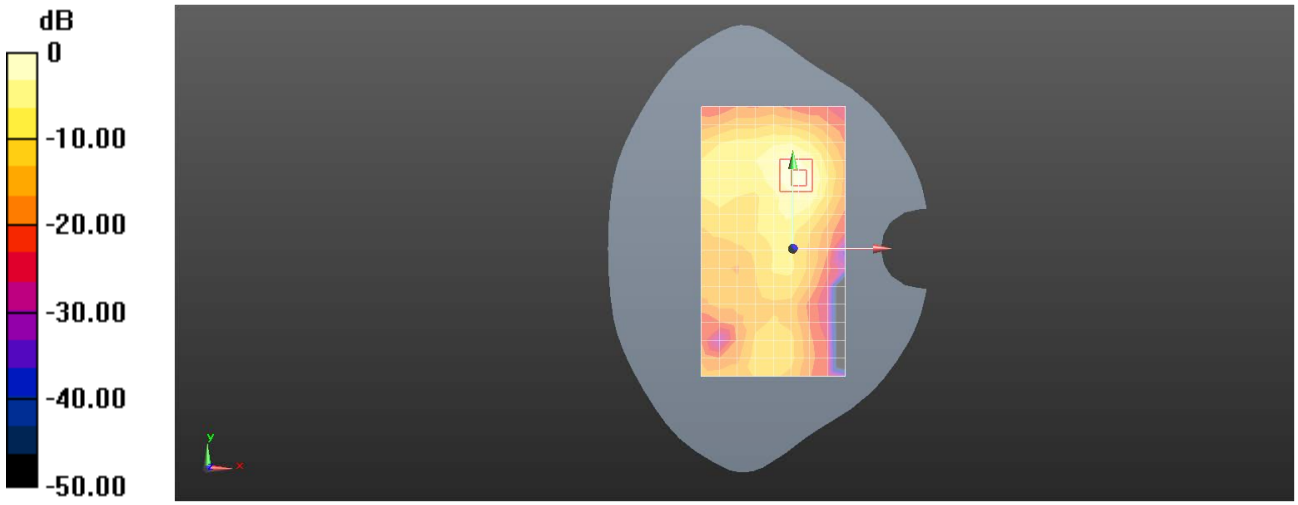

0 dB = 0.325 W/kg = -4.88 dBW/kg

Date: 2023/5/25

Test Laboratory: SGS-SAR Lab

V2250 5G NR NSA N66 40M QPSK 108RB54 352000CH Right cheek Ant12

DUT: V2250; Type: Mobile Phone; Serial: 868007060199714

Communication System: UID 0, NR (0); Frequency: 1760 MHz;Duty Cycle: 1:1

Medium: HSL1750;Medium parameters used: f = 1760 MHz; σ = 1.35 S/m; ε_r = 40.516; ρ = 1000 kg/m^3
Phantom section: Right Section

DASY 5 Configuration:

- Probe: EX3DV4 - SN3789; ConvF(7.65, 7.65, 7.65); Calibrated: 2022/9/30
- Sensor-Surface: 1.4mm (Mechanical Surface Detection)
- Electronics: DAE4 Sn702; Calibrated: 2022/11/9
- Phantom: SAM 4; Type: SAM; Serial: 1913
- DASY52 52.10.4(1527); SEMCAD X 14.6.14(7483)

Configuration/Head/Area Scan (8x13x1): Measurement grid: dx=15mm, dy=15mm
Maximum value of SAR (measured) = 0.513 W/kg

Configuration/Head/Zoom Scan (5x5x7)/Cube 0: Measurement grid: dx=8mm, dy=8mm, dz=5mm
Reference Value = 1.010 V/m; Power Drift = 0.04 dB
Peak SAR (extrapolated) = 0.712 W/kg
SAR(1 g) = 0.287 W/kg; SAR(10 g) = 0.129 W/kg
Maximum value of SAR (measured) = 0.545 W/kg

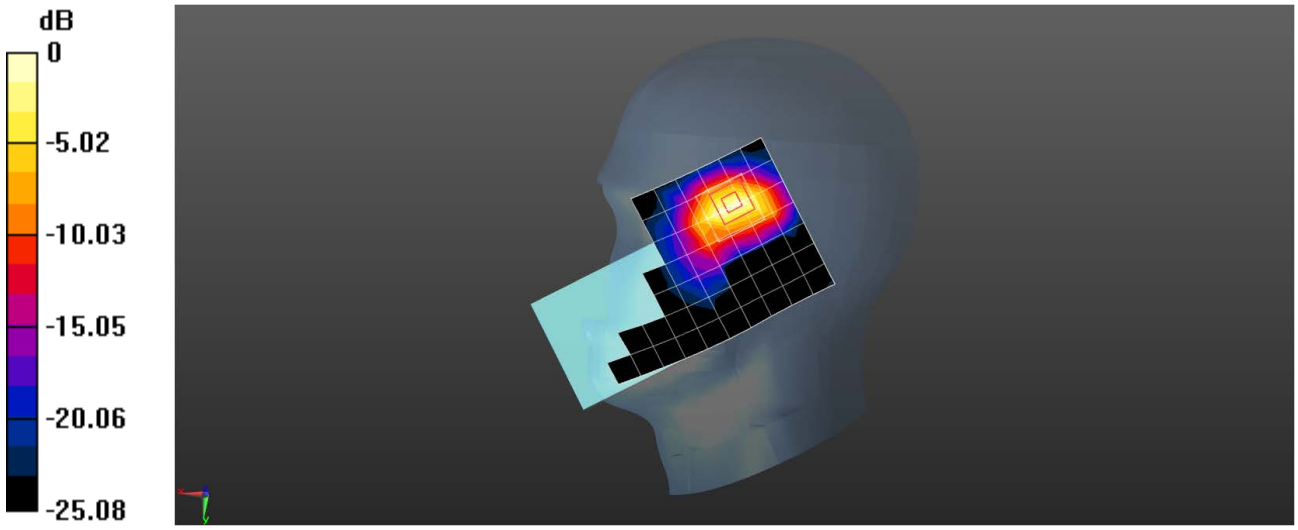

0 dB = 0.545 W/kg = -2.64 dBW/kg

Date: 2023/5/25

Test Laboratory: SGS-SAR Lab

V2250 5G NR SA N66 40M QPSK 108RB54 349000CH Back side 15mm Ant31

DUT: V2250; Type: Mobile Phone; Serial: 868007060199896

Communication System: UID 0, NR (0); Frequency: 1745 MHz;Duty Cycle: 1:1

Medium: HSL1750;Medium parameters used: f = 1745 MHz; σ = 1.343 S/m; ε_r = 40.524; ρ = 1000 kg/m^3
Phantom section: Flat Section

DASY 5 Configuration:

- Probe: EX3DV4 - SN3789; ConvF(7.65, 7.65, 7.65); Calibrated: 2022/9/30
- Sensor-Surface: 1.4mm (Mechanical Surface Detection)
- Electronics: DAE4 Sn702; Calibrated: 2022/11/9
- Phantom: SAM 4; Type: SAM; Serial: 1913
- DASY52 52.10.4(1527); SEMCAD X 14.6.14(7483)

Configuration/Body/Area Scan (8x13x1): Measurement grid: dx=15mm, dy=15mm
Maximum value of SAR (measured) = 0.560 W/kg

Configuration/Body/Zoom Scan (5x5x7)/Cube 0: Measurement grid: dx=8mm, dy=8mm, dz=5mm
Reference Value = 7.107 V/m; Power Drift = -0.06 dB
Peak SAR (extrapolated) = 0.659 W/kg
SAR(1 g) = 0.414 W/kg; SAR(10 g) = 0.255 W/kg
Maximum value of SAR (measured) = 0.566 W/kg

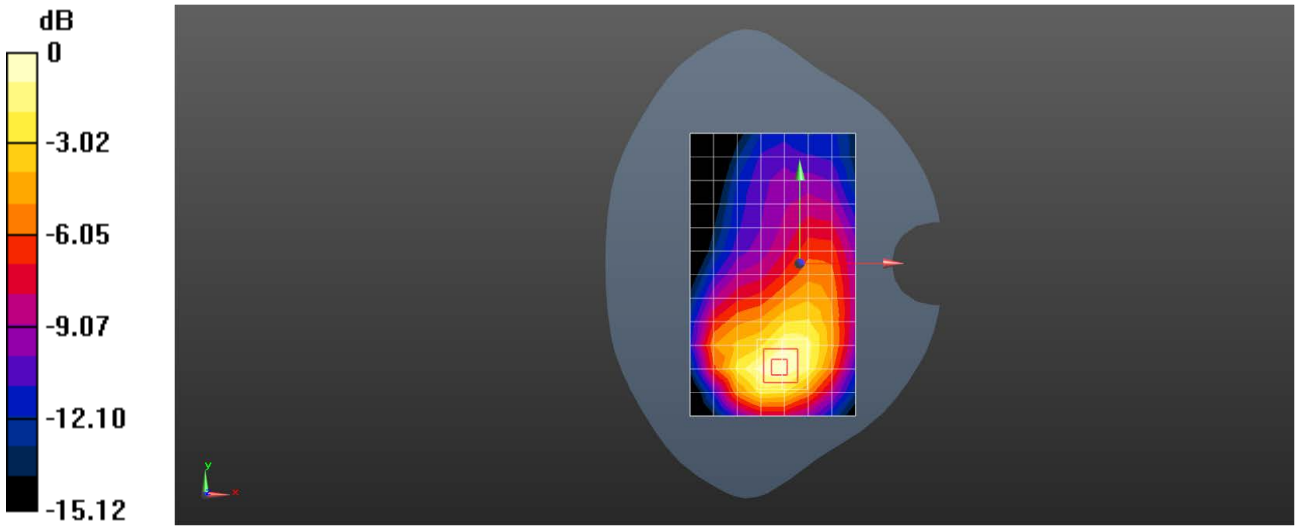

0 dB = 0.566 W/kg = -2.47 dBW/kg

Date: 2023/5/25

Test Laboratory: SGS-SAR Lab

V2250 5G NR SA N66 40M QPSK 108RB54 349000CH Bottom side 10mm Ant31

DUT: V2250; Type: Mobile Phone; Serial: 868007060199714

Communication System: UID 0, NR (0); Frequency: 1745 MHz;Duty Cycle: 1:1

Medium: HSL1750;Medium parameters used: f = 1745 MHz; σ = 1.343 S/m; ε_r = 40.524; ρ = 1000 kg/m^3
Phantom section: Flat Section

DASY 5 Configuration:

- Probe: EX3DV4 - SN3789; ConvF(7.65, 7.65, 7.65); Calibrated: 2022/9/30
- Sensor-Surface: 1.4mm (Mechanical Surface Detection)
- Electronics: DAE4 Sn702; Calibrated: 2022/11/9
- Phantom: SAM 4; Type: SAM; Serial: 1913
- DASY52 52.10.4(1527); SEMCAD X 14.6.14(7483)

Configuration/Body/Area Scan (5x9x1): Measurement grid: dx=15mm, dy=15mm
Maximum value of SAR (measured) = 0.609 W/kg

Configuration/Body/Zoom Scan (5x5x7)/Cube 0: Measurement grid: dx=8mm, dy=8mm, dz=5mm
Reference Value = 18.27 V/m; Power Drift = 0.13 dB
Peak SAR (extrapolated) = 0.816 W/kg
SAR(1 g) = 0.471 W/kg; SAR(10 g) = 0.264 W/kg
Maximum value of SAR (measured) = 0.696 W/kg

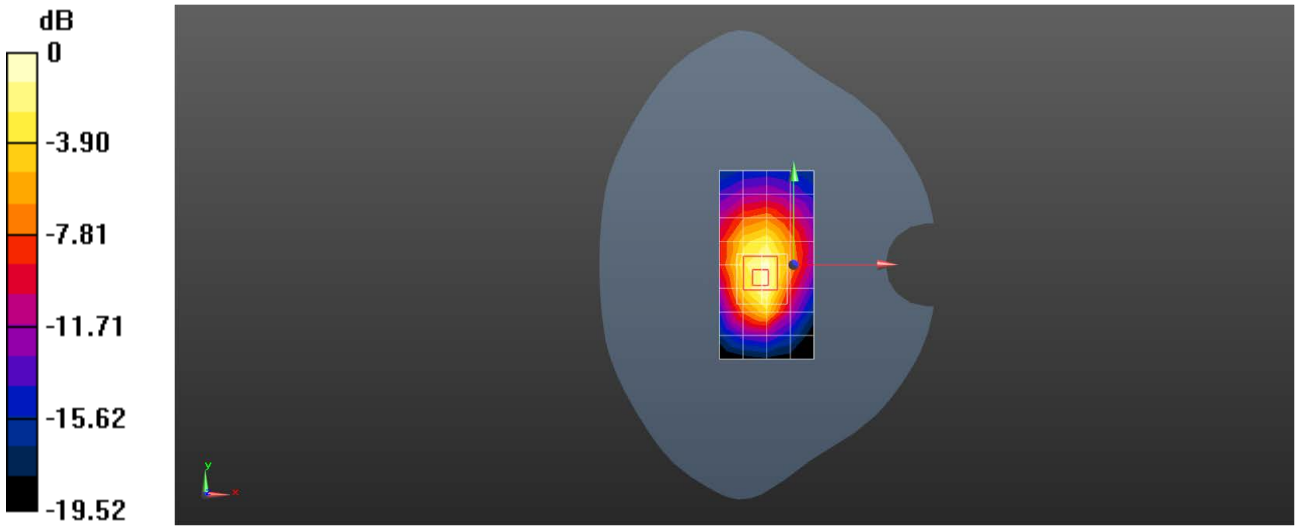

0 dB = 0.696 W/kg = -1.57 dBW/kg

Date: 2023/5/20

Test Laboratory: SGS-SAR Lab

V2250 5G NR SA N77 100M QPSK 1RB137 657200CH Left cheek Ant23

DUT: V2250; Type: Mobile Phone; Serial: 868007060199995

Communication System: UID 0, NR (0); Frequency: 3858 MHz;Duty Cycle: 1:1

Medium: HSL3900;Medium parameters used: f = 3858 MHz; σ = 3.259 S/m; ε_r = 36.764; ρ = 1000 kg/m^3
Phantom section: Left Section

DASY 5 Configuration:

- Probe: EX3DV4 - SN3793; ConvF(6.19, 6.19, 6.19); Calibrated: 2022/9/30
- Sensor-Surface: 1.4mm (Mechanical Surface Detection)
- Electronics: DAE4 Sn1663; Calibrated: 2023/3/27
- Phantom: SAM 3; Type: SAM Twin; Serial: 2031
- DASY52 52.10.4(1527); SEMCAD X 14.6.14(7483)

Configuration/Head/Area Scan (9x16x1): Measurement grid: dx=12mm, dy=12mm
Maximum value of SAR (measured) = 0.848 W/kg

Configuration/Head/Zoom Scan (7x7x7)/Cube 0: Measurement grid: dx=5mm, dy=5mm, dz=5mm
Reference Value = 3.668 V/m; Power Drift = 0.18 dB
Peak SAR (extrapolated) = 1.32 W/kg
SAR(1 g) = 0.567 W/kg; SAR(10 g) = 0.218 W/kg
Maximum value of SAR (measured) = 0.970 W/kg

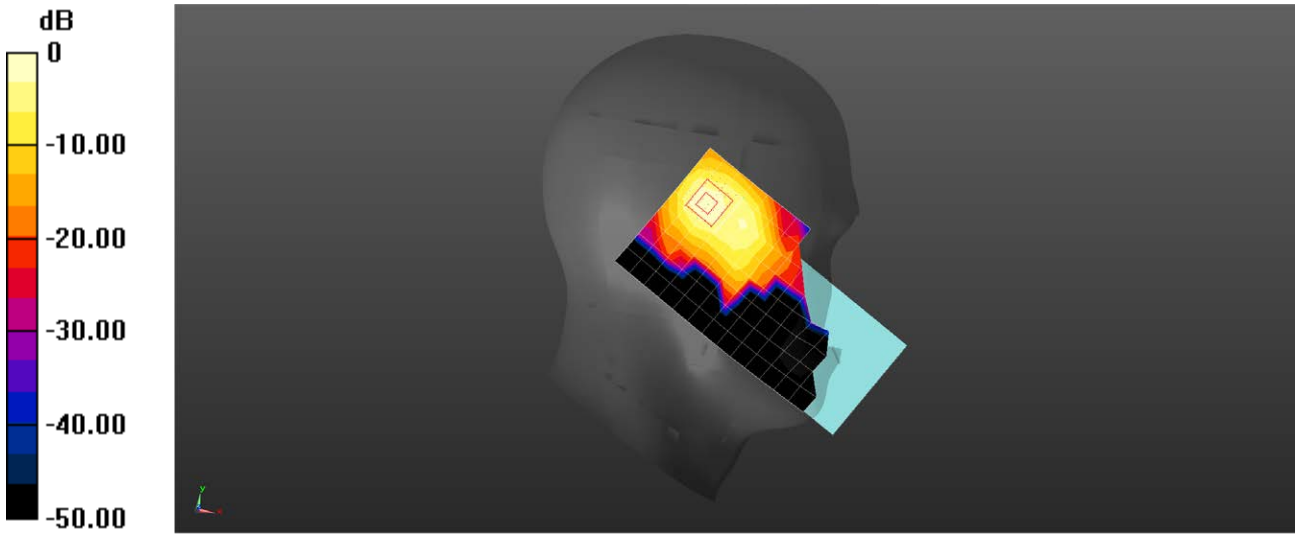

0 dB = 0.848 W/kg = -0.72 dBW/kg

Date: 2023/5/18

Test Laboratory: SGS-SAR Lab

V2250 5G NR SA N77 100M QPSK 1RB271 633334CH Back side 15mm Ant13

DUT: V2250; Type: Mobile Phone; Serial: 868007060199995

Communication System: UID 0, NR (0); Frequency: 3500 MHz;Duty Cycle: 1:1

Medium: HSL3500;Medium parameters used: f = 3500 MHz; σ = 3.013 S/m; ε_r = 38.185; ρ = 1000 kg/m^3
Phantom section: Flat Section

DASY 5 Configuration:

- Probe: EX3DV4 - SN3793; ConvF(6.77, 6.77, 6.77); Calibrated: 2022/9/30
- Sensor-Surface: 1.4mm (Mechanical Surface Detection)
- Electronics: DAE4 Sn1663; Calibrated: 2023/3/27
- Phantom: SAM 3; Type: SAM Twin; Serial: 2031
- DASY52 52.10.4(1527); SEMCAD X 14.6.14(7483)

Configuration/Body/Area Scan (10x16x1): Measurement grid: dx=12mm, dy=12mm
Maximum value of SAR (measured) = 0.784 W/kg

Configuration/Body/Zoom Scan (7x7x7)/Cube 0: Measurement grid: dx=5mm, dy=5mm, dz=5mm
Reference Value = 5.546 V/m; Power Drift = -0.12 dB
Peak SAR (extrapolated) = 1.05 W/kg
SAR(1 g) = 0.459 W/kg; SAR(10 g) = 0.202 W/kg
Maximum value of SAR (measured) = 0.811 W/kg

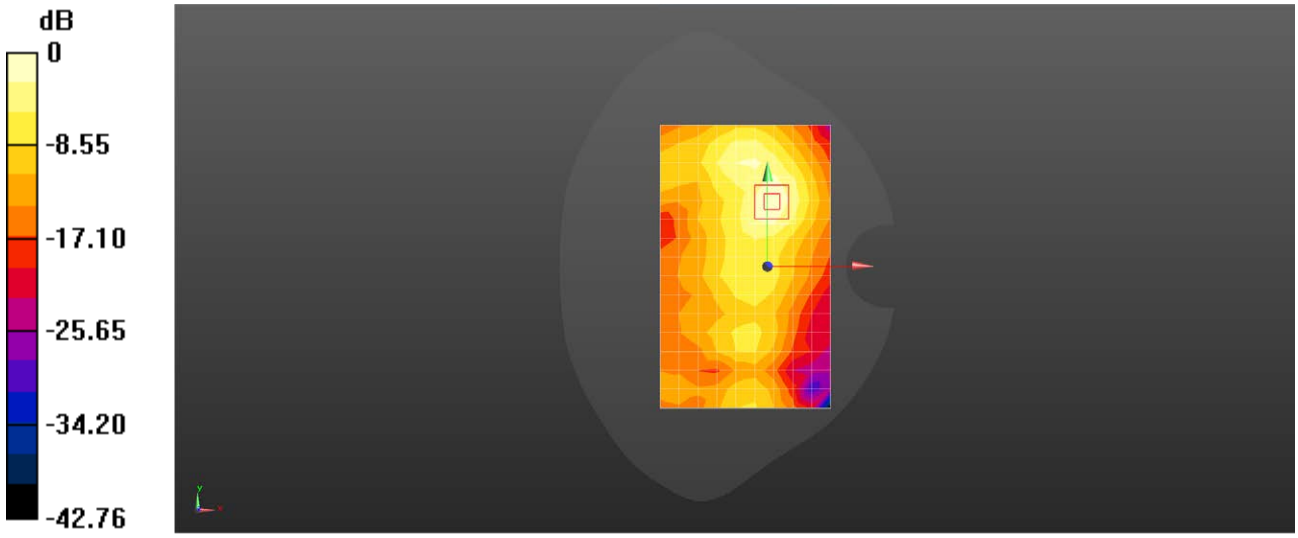

0 dB = 0.784 W/kg = -1.05 dBW/kg

Date: 2023/5/18

Test Laboratory: SGS-SAR Lab

V2250 5G NR SA N77 100M QPSK 1RB271 633334CH Right side 10mm Ant23

DUT: V2250; Type: Mobile Phone; Serial: 868007060199995

Communication System: UID 0, NR (0); Frequency: 3500 MHz;Duty Cycle: 1:1

Medium: HSL3500;Medium parameters used: f = 3500 MHz; σ = 3.013 S/m; ε_r = 38.185; ρ = 1000 kg/m^3
Phantom section: Flat Section

DASY 5 Configuration:

- Probe: EX3DV4 - SN3793; ConvF(6.77, 6.77, 6.77); Calibrated: 2022/9/30
- Sensor-Surface: 1.4mm (Mechanical Surface Detection)
- Electronics: DAE4 Sn1663; Calibrated: 2023/3/27
- Phantom: SAM 3; Type: SAM Twin; Serial: 2031
- DASY52 52.10.4(1527); SEMCAD X 14.6.14(7483)

Configuration/Body/Area Scan (6x16x1): Measurement grid: dx=12mm, dy=12mm
Maximum value of SAR (measured) = 0.461 W/kg

Configuration/Body/Zoom Scan (7x7x7)/Cube 0: Measurement grid: dx=5mm, dy=5mm, dz=5mm
Reference Value = 5.934 V/m; Power Drift = 0.04 dB
Peak SAR (extrapolated) = 0.652 W/kg
SAR(1 g) = 0.261 W/kg; SAR(10 g) = 0.111 W/kg
Maximum value of SAR (measured) = 0.492 W/kg

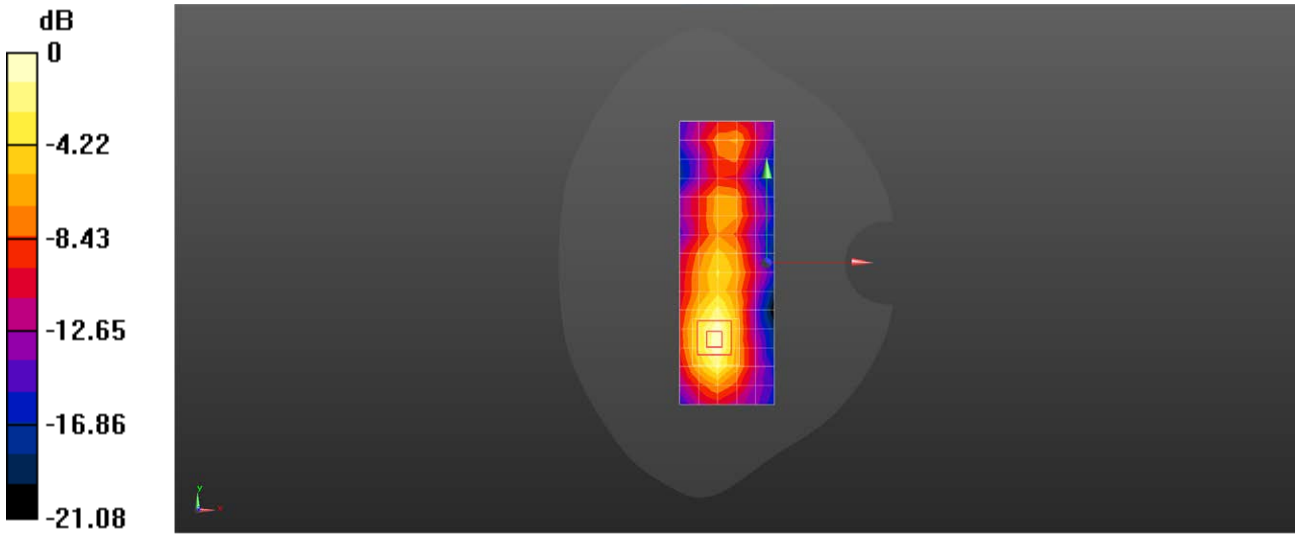

0 dB = 0.461 W/kg = -3.36 dBW/kg

Date: 2023/5/18

Test Laboratory: SGS-SAR Lab

V2250 5G NR SA N77 100M QPSK 1RB271 633334CH Left side 0mm Ant13

DUT: V2250; Type: Mobile Phone; Serial: 868007060199995

Communication System: UID 0, NR (0); Frequency: 3500 MHz;Duty Cycle: 1:1

Medium: HSL3500;Medium parameters used: f = 3500 MHz; σ = 3.013 S/m; ε_r = 38.185; ρ = 1000 kg/m^3
Phantom section: Flat Section

DASY 5 Configuration:

- Probe: EX3DV4 - SN3793; ConvF(6.77, 6.77, 6.77); Calibrated: 2022/9/30
- Sensor-Surface: 1.4mm (Mechanical Surface Detection)
- Electronics: DAE4 Sn1663; Calibrated: 2023/3/27
- Phantom: SAM 3; Type: SAM Twin; Serial: 2031
- DASY52 52.10.4(1527); SEMCAD X 14.6.14(7483)

Configuration/Body/Area Scan (6x16x1): Measurement grid: dx=12mm, dy=12mm
Maximum value of SAR (measured) = 6.28 W/kg

Configuration/Body/Zoom Scan (7x7x7)/Cube 0: Measurement grid: dx=5mm, dy=5mm, dz=5mm
Reference Value = 8.672 V/m; Power Drift = 0.09 dB
Peak SAR (extrapolated) = 35.5 W/kg
SAR(1 g) = 8.42 W/kg; SAR(10 g) = 2.22 W/kg
Maximum value of SAR (measured) = 23.0 W/kg

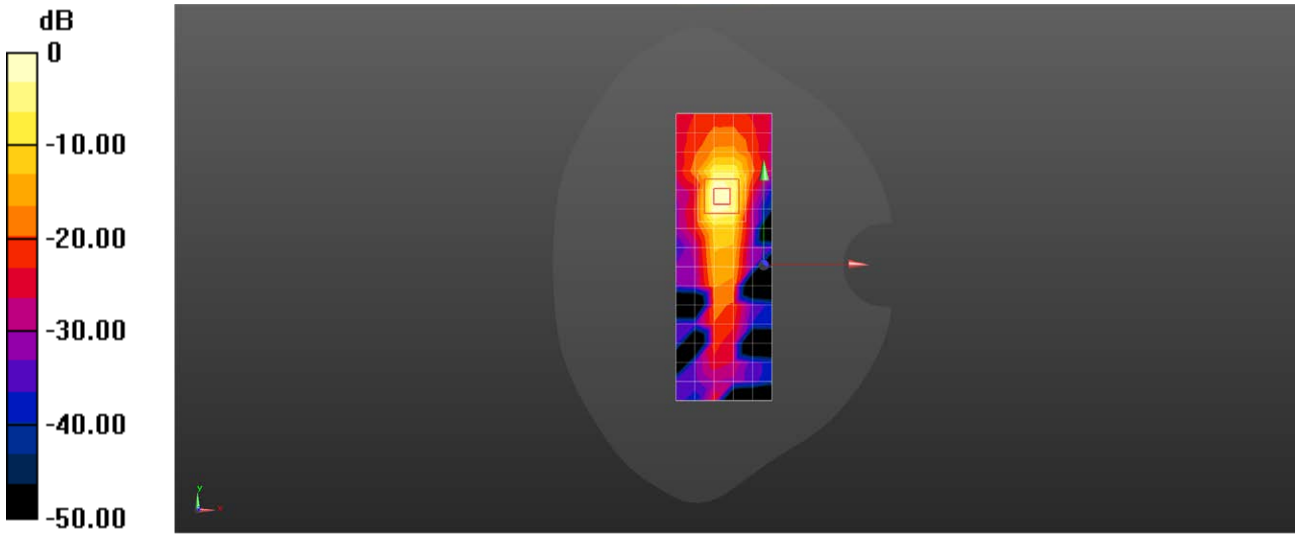

0 dB = 6.28 W/kg = 7.98 dBW/kg

Date: 2023/6/2

Test Laboratory: SGS-SAR Lab

V2250 5G NR SA N78 100M QPSK 1RB271 633334CH Right cheek Ant13

DUT: V2250; Type: Mobile Phone; Serial: 868007060199995

Communication System: UID 0, NR (0); Frequency: 3500 MHz;Duty Cycle: 1:1

Medium: HSL3500;Medium parameters used: f = 3500 MHz; σ = 2.952 S/m; ε_r = 38.396; ρ = 1000 kg/m^3
Phantom section: Right Section

DASY 5 Configuration:

- Probe: EX3DV4 - SN7735; ConvF(6.77, 6.77, 6.77); Calibrated: 2022/8/9
- Sensor-Surface: 1.4mm (Mechanical Surface Detection)
- Electronics: DAE4 Sn1663; Calibrated: 2023/3/27
- Phantom: SAM 3; Type: QD 000 P41 Ax; Serial: 2031
- DASY52 52.10.4(1527); SEMCAD X 14.6.14(7483)

Configuration/Head/Area Scan (10x17x1): Measurement grid: dx=12mm, dy=12mm
Maximum value of SAR (measured) = 1.06 W/kg

Configuration/Head/Zoom Scan (7x7x7)/Cube 0: Measurement grid: dx=5mm, dy=5mm, dz=5mm
Reference Value = 3.287 V/m; Power Drift = -0.08 dB
Peak SAR (extrapolated) = 1.46 W/kg
SAR(1 g) = 0.548 W/kg; SAR(10 g) = 0.183 W/kg
Maximum value of SAR (measured) = 1.12 W/kg



0 dB = 1.06 W/kg = 0.24 dBW/kg

Date: 2023/6/2

Test Laboratory: SGS-SAR Lab

V2250 5G NR SA N78 100M QPSK 135RB69 633334CH Back side 15mm Ant13

DUT: V2250; Type: Mobile Phone; Serial: 868007060199896

Communication System: UID 0, NR (0); Frequency: 3500 MHz;Duty Cycle: 1:1

Medium: HSL3500;Medium parameters used: f = 3500 MHz; σ = 2.952 S/m; ε_r = 38.396; ρ = 1000 kg/m^3
Phantom section: Flat Section

DASY 5 Configuration:

- Probe: EX3DV4 - SN7735; ConvF(6.77, 6.77, 6.77); Calibrated: 2022/8/9
- Sensor-Surface: 1.4mm (Mechanical Surface Detection)
- Electronics: DAE4 Sn1663; Calibrated: 2023/3/27
- Phantom: SAM 3; Type: QD 000 P41 Ax; Serial: 2031
- DASY52 52.10.4(1527); SEMCAD X 14.6.14(7483)

Configuration/Body/Area Scan (10x16x1): Measurement grid: dx=12mm, dy=12mm
Maximum value of SAR (measured) = 1.25 W/kg

Configuration/Body/Zoom Scan (7x7x7)/Cube 0: Measurement grid: dx=5mm, dy=5mm, dz=5mm
Reference Value = 3.465 V/m; Power Drift = 0.02 dB
Peak SAR (extrapolated) = 1.61 W/kg
SAR(1 g) = 0.747 W/kg; SAR(10 g) = 0.338 W/kg
Maximum value of SAR (measured) = 1.28 W/kg

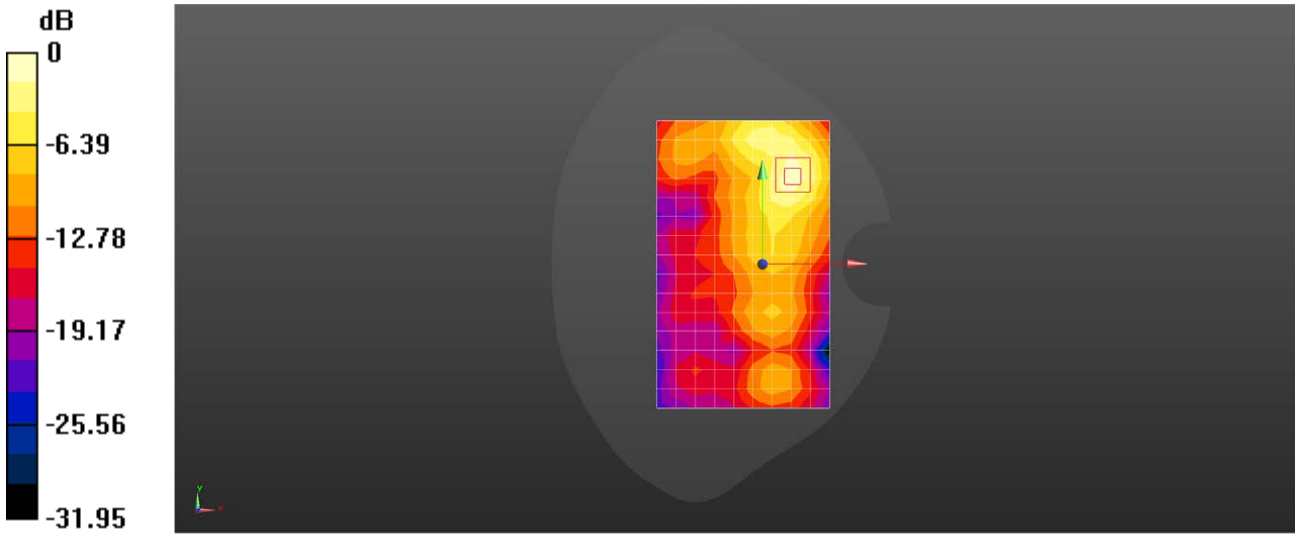

0 dB = 1.25 W/kg = 0.98 dBW/kg

Date: 2023/6/2

Test Laboratory: SGS-SAR Lab

V2250 5G NR SA N78 100M QPSK 1RB271 633334CH Left side 10mm Ant13

DUT: V2250; Type: Mobile Phone; Serial: 868007060199995

Communication System: UID 0, NR (0); Frequency: 3500 MHz;Duty Cycle: 1:1

Medium: HSL3500;Medium parameters used: f = 3500 MHz; σ = 2.952 S/m; ε_r = 38.396; ρ = 1000 kg/m^3
Phantom section: Flat Section

DASY 5 Configuration:

- Probe: EX3DV4 - SN7735; ConvF(6.77, 6.77, 6.77); Calibrated: 2022/8/9
- Sensor-Surface: 1.4mm (Mechanical Surface Detection)
- Electronics: DAE4 Sn1663; Calibrated: 2023/3/27
- Phantom: SAM 3; Type: QD 000 P41 Ax; Serial: 2031
- DASY52 52.10.4(1527); SEMCAD X 14.6.14(7483)

Configuration/Body/Area Scan (6x16x1): Measurement grid: dx=12mm, dy=12mm
Maximum value of SAR (measured) = 0.719 W/kg

Configuration/Body/Zoom Scan (7x7x7)/Cube 0: Measurement grid: dx=5mm, dy=5mm, dz=5mm
Reference Value = 4.134 V/m; Power Drift = 0.03 dB
Peak SAR (extrapolated) = 0.946 W/kg
SAR(1 g) = 0.395 W/kg; SAR(10 g) = 0.152 W/kg
Maximum value of SAR (measured) = 0.735 W/kg

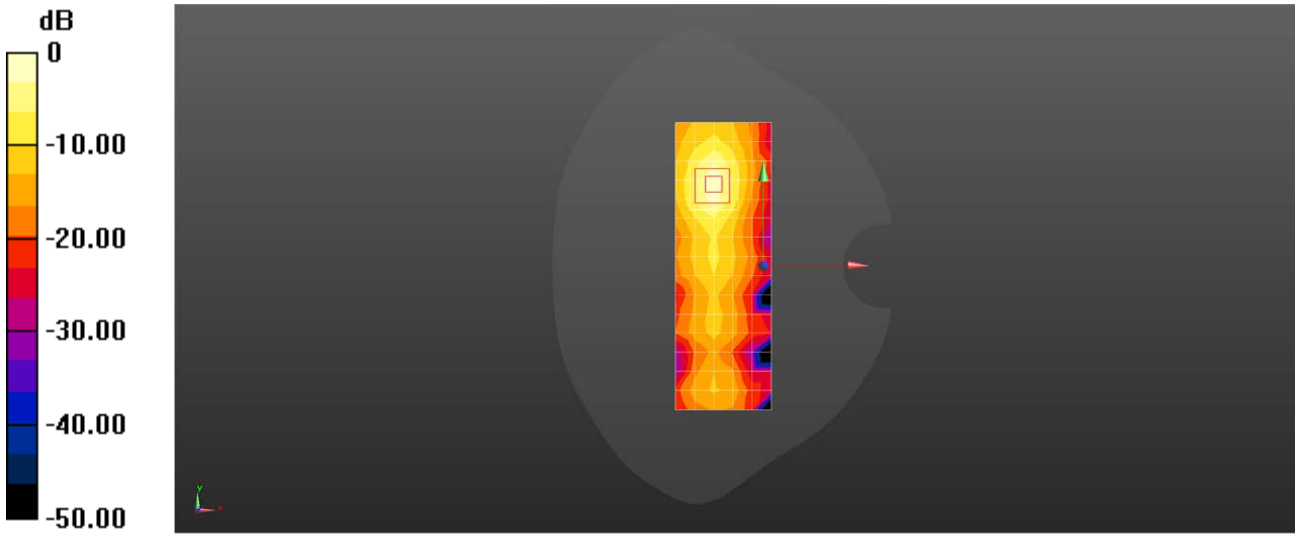

0 dB = 0.719 W/kg = -1.43 dBW/kg

Date: 2023/6/2

Test Laboratory: SGS-SAR Lab

V2250 5G NR SA N78 100M QPSK 135RB69 633334CH Top side 0mm Ant13

DUT: V2250; Type: Mobile Phone; Serial: 868007060199995

Communication System: UID 0, NR (0); Frequency: 3500 MHz;Duty Cycle: 1:1

Medium: HSL3500;Medium parameters used: f = 3500 MHz; σ = 2.952 S/m; ε_r = 38.396; ρ = 1000 kg/m^3
Phantom section: Flat Section

DASY 5 Configuration:

- Probe: EX3DV4 - SN7735; ConvF(6.77, 6.77, 6.77); Calibrated: 2022/8/9
- Sensor-Surface: 1.4mm (Mechanical Surface Detection)
- Electronics: DAE4 Sn1663; Calibrated: 2023/3/27
- Phantom: SAM 3; Type: QD 000 P41 Ax; Serial: 2031
- DASY52 52.10.4(1527); SEMCAD X 14.6.14(7483)

Configuration/Body/Area Scan (6x11x1): Measurement grid: dx=12mm, dy=12mm
Maximum value of SAR (measured) = 14.6 W/kg

Configuration/Body/Zoom Scan (7x7x7)/Cube 0: Measurement grid: dx=5mm, dy=5mm, dz=5mm
Reference Value = 15.04 V/m; Power Drift = 0.01 dB
Peak SAR (extrapolated) = 30.5 W/kg
SAR(1 g) = 8.96 W/kg; SAR(10 g) = 2.41 W/kg
Maximum value of SAR (measured) = 19.6 W/kg

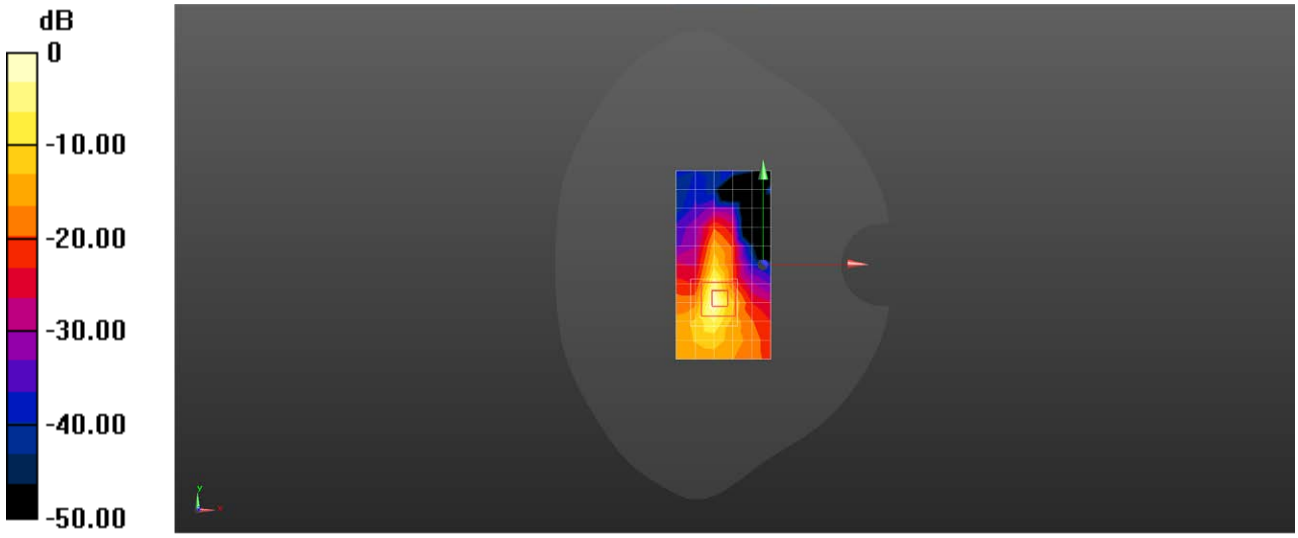

0 dB = 14.6 W/kg = 11.64 dBW/kg

Date: 2023/5/27

Test Laboratory: SGS-SAR Lab

V2250 WIFI 2.4G 802.11b 6CH Left cheek Ant22

DUT: V2250; Type: Mobile Phone; Serial: 868007060199474

Communication System: UID 0, WI-FI(2.4GHz) (0); Frequency: 2437 MHz;Duty Cycle: 1:1.001

Medium: HSL2450;Medium parameters used: f = 2437 MHz; σ = 1.748 S/m; ε_r = 39.372; ρ = 1000 kg/m^3
Phantom section: Left Section

DASY 5 Configuration:

- Probe: EX3DV4 - SN7620; ConvF(8.2, 8.2, 8.2); Calibrated: 2022/11/20
- Sensor-Surface: 1.4mm (Mechanical Surface Detection)
- Electronics: DAE4 Sn1267; Calibrated: 2022/12/10
- Phantom: SAM 2; Type: SAM Twin; Serial: 1640
- DASY52 52.10.4(1527); SEMCAD X 14.6.14(7483)

Configuration/Head/Area Scan (9x17x1): Measurement grid: dx=12mm, dy=12mm
Maximum value of SAR (measured) = 0.663 W/kg

Configuration/Head/Zoom Scan (7x7x7)/Cube 0: Measurement grid: dx=5mm, dy=5mm, dz=5mm
Reference Value = 9.065 V/m; Power Drift = 0.06 dB
Peak SAR (extrapolated) = 0.957 W/kg
SAR(1 g) = 0.429 W/kg; SAR(10 g) = 0.200 W/kg
Maximum value of SAR (measured) = 0.734 W/kg

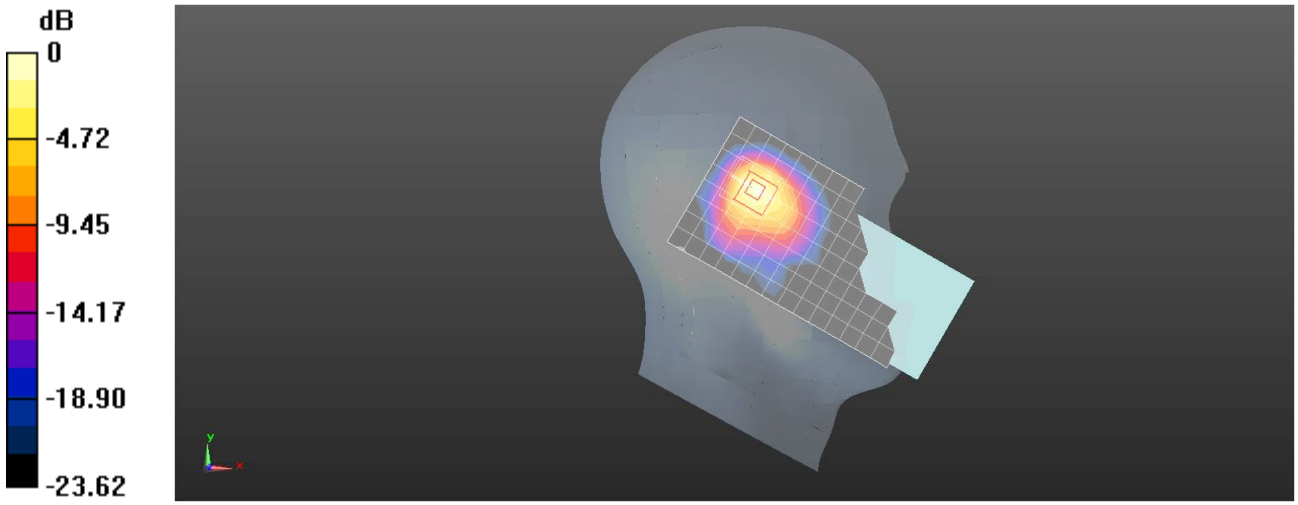

0 dB = 0.734 W/kg = -1.34 dBW/kg

Date: 2023/5/27

Test Laboratory: SGS-SAR Lab

V2250 WIFI 2.4G 802.11b 6CH Back side 15mm MIMO

DUT: V2250; Type: Mobile Phone; Serial: 868007060199474

Communication System: UID 0, WI-FI(2.4GHz) (0); Frequency: 2437 MHz;Duty Cycle: 1:1.001

Medium: HSL2450;Medium parameters used: f = 2437 MHz; σ = 1.748 S/m; ε_r = 39.372; ρ = 1000 kg/m^3
Phantom section: Flat Section

DASY 5 Configuration:

- Probe: EX3DV4 - SN7620; ConvF(8.2, 8.2, 8.2); Calibrated: 2022/11/20
- Sensor-Surface: 1.4mm (Mechanical Surface Detection)
- Electronics: DAE4 Sn1267; Calibrated: 2022/12/10
- Phantom: SAM 2; Type: SAM Twin; Serial: 1640
- DASY52 52.10.4(1527); SEMCAD X 14.6.14(7483)

Configuration/Body/Area Scan (9x16x1): Measurement grid: dx=12mm, dy=12mm
Maximum value of SAR (measured) = 0.0839 W/kg

Configuration/Body/Zoom Scan (7x7x7)/Cube 0: Measurement grid: dx=5mm, dy=5mm, dz=5mm
Reference Value = 3.235 V/m; Power Drift = -0.09 dB
Peak SAR (extrapolated) = 0.110 W/kg
SAR(1 g) = 0.054 W/kg; SAR(10 g) = 0.028 W/kg
Maximum value of SAR (measured) = 0.0870 W/kg

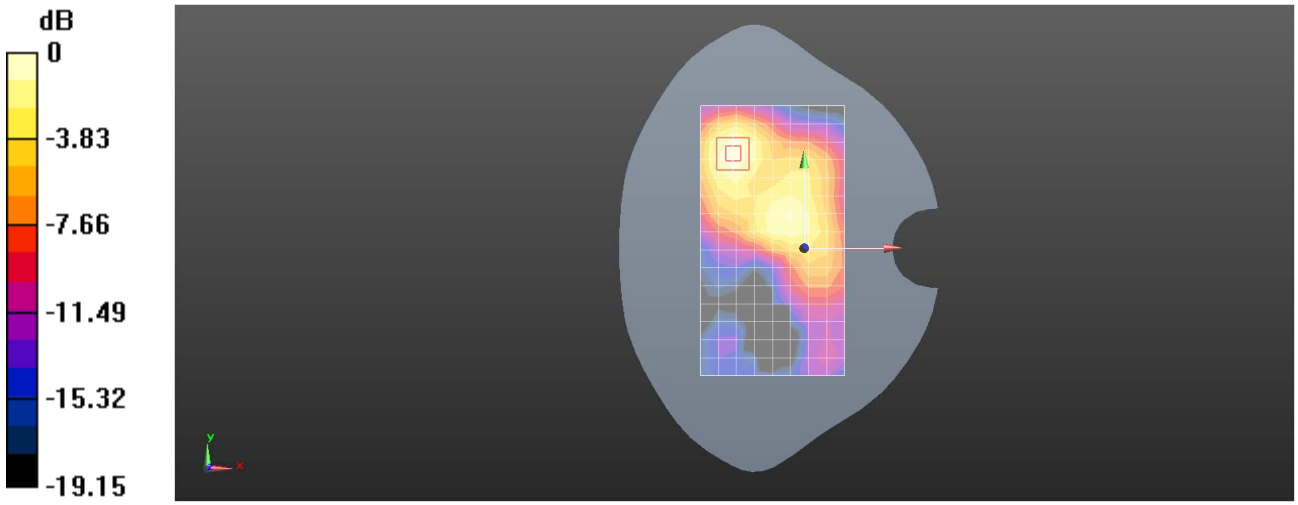

0 dB = 0.0870 W/kg = -10.60 dBW/kg

Date: 2023/5/27

Test Laboratory: SGS-SAR Lab

V2250 WIFI 2.4G 802.11b 6CH Back side 10mm Ant22

DUT: V2250; Type: Mobile Phone; Serial: 868007060199474

Communication System: UID 0, WI-FI(2.4GHz) (0); Frequency: 2437 MHz;Duty Cycle: 1:1.001

Medium: HSL2450;Medium parameters used: f = 2437 MHz; σ = 1.748 S/m; ε_r = 39.372; ρ = 1000 kg/m^3
Phantom section: Flat Section

DASY 5 Configuration:

- Probe: EX3DV4 - SN7620; ConvF(8.2, 8.2, 8.2); Calibrated: 2022/11/20
- Sensor-Surface: 1.4mm (Mechanical Surface Detection)
- Electronics: DAE4 Sn1267; Calibrated: 2022/12/10
- Phantom: SAM 2; Type: SAM Twin; Serial: 1640
- DASY52 52.10.4(1527); SEMCAD X 14.6.14(7483)

Configuration/Body/Area Scan (9x16x1): Measurement grid: dx=12mm, dy=12mm
Maximum value of SAR (measured) = 0.170 W/kg

Configuration/Body/Zoom Scan (7x7x7)/Cube 0: Measurement grid: dx=5mm, dy=5mm, dz=5mm
Reference Value = 4.131 V/m; Power Drift = -0.13 dB
Peak SAR (extrapolated) = 0.227 W/kg
SAR(1 g) = 0.108 W/kg; SAR(10 g) = 0.057 W/kg
Maximum value of SAR (measured) = 0.174 W/kg

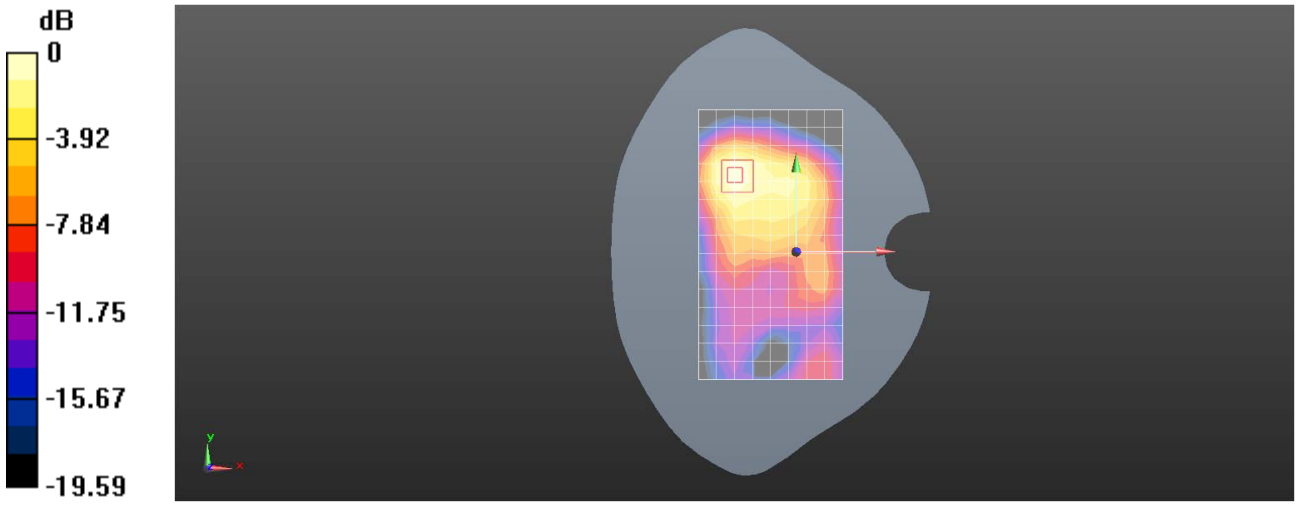

0 dB = 0.174 W/kg = -7.59 dBW/kg

Date: 2023/5/28

Test Laboratory: SGS-SAR Lab

V2250 WIFI 5G 802.11ac VHT80 138CH Left cheek Ant22

DUT: V2250; Type: Mobile Phone; Serial: 868007060199672

Communication System: UID 0, WI-FI(5GHz) (0); Frequency: 5690 MHz;Duty Cycle: 1:1.004

Medium: HSL5G;Medium parameters used: f = 5690 MHz; σ = 5.151 S/m; ε_r = 35.611; ρ = 1000 kg/m^3
Phantom section: Left Section

DASY 5 Configuration:

- Probe: EX3DV4 - SN3789; ConvF(4.43, 4.43, 4.43); Calibrated: 2022/9/30
- Sensor-Surface: 1.4mm (Mechanical Surface Detection)
- Electronics: DAE4 Sn702; Calibrated: 2022/11/9
- Phantom: SAM 4; Type: SAM; Serial: 1913
- DASY52 52.10.4(1527); SEMCAD X 14.6.14(7483)

Configuration/Head/Area Scan (10x20x1): Measurement grid: dx=10mm, dy=10mm
Maximum value of SAR (measured) = 1.04 W/kg

Configuration/Head/Zoom Scan (7x7x12)/Cube 0: Measurement grid: dx=4mm, dy=4mm, dz=2mm
Reference Value = 3.013 V/m; Power Drift = 0.06 dB
Peak SAR (extrapolated) = 2.01 W/kg
SAR(1 g) = 0.397 W/kg; SAR(10 g) = 0.100 W/kg
Maximum value of SAR (measured) = 1.12 W/kg



0 dB = 1.12 W/kg = 0.49 dBW/kg

Date: 2023/5/29

Test Laboratory: SGS-SAR Lab

V2250 WIFI 5G 802.11a 161CH Back side 15mm MIMO

DUT: V2250; Type: Mobile Phone; Serial: 868007060199672

Communication System: UID 0, WI-FI(5GHz) (0); Frequency: 5805 MHz;Duty Cycle: 1:1.013

Medium: HSL5G;Medium parameters used: f = 5805 MHz; σ = 5.325 S/m; ε_r = 35.293; ρ = 1000 kg/m^3
Phantom section: Flat Section

DASY 5 Configuration:

- Probe: EX3DV4 - SN3789; ConvF(4.55, 4.55, 4.55); Calibrated: 2022/9/30
- Sensor-Surface: 1.4mm (Mechanical Surface Detection)
- Electronics: DAE4 Sn702; Calibrated: 2022/11/9
- Phantom: SAM 4; Type: SAM; Serial: 1913
- DASY52 52.10.4(1527); SEMCAD X 14.6.14(7483)

Configuration/Body/Area Scan (10x19x1): Measurement grid: dx=10mm, dy=10mm
Maximum value of SAR (measured) = 0.527 W/kg

Configuration/Body/Zoom Scan (7x7x12)/Cube 0: Measurement grid: dx=4mm, dy=4mm, dz=2mm
Reference Value = 1.183 V/m; Power Drift = 0.02 dB
Peak SAR (extrapolated) = 0.986 W/kg
SAR(1 g) = 0.263 W/kg; SAR(10 g) = 0.100 W/kg
Maximum value of SAR (measured) = 0.600 W/kg

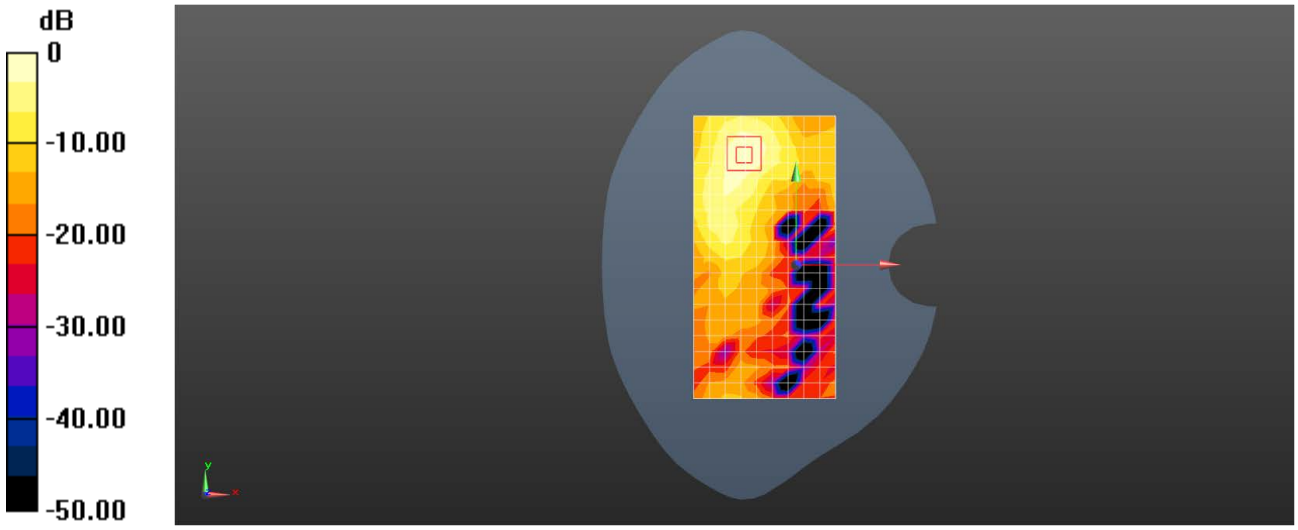

0 dB = 0.600 W/kg = -2.22 dBW/kg

Date: 2023/5/29

Test Laboratory: SGS-SAR Lab

V2250 WIFI 5G 802.11a 161CH Top side 10mm MIMO

DUT: V2250; Type: Mobile Phone; Serial: 868007060199672

Communication System: UID 0, WI-FI(5GHz) (0); Frequency: 5805 MHz;Duty Cycle: 1:1.013

Medium: HSL5G;Medium parameters used: f = 5805 MHz; σ = 5.325 S/m; ε_r = 35.293; ρ = 1000 kg/m^3
Phantom section: Flat Section

DASY 5 Configuration:

- Probe: EX3DV4 - SN3789; ConvF(4.55, 4.55, 4.55); Calibrated: 2022/9/30
- Sensor-Surface: 1.4mm (Mechanical Surface Detection)
- Electronics: DAE4 Sn702; Calibrated: 2022/11/9
- Phantom: SAM 4; Type: SAM; Serial: 1913
- DASY52 52.10.4(1527); SEMCAD X 14.6.14(7483)

Configuration/Body/Area Scan (5x10x1): Measurement grid: dx=10mm, dy=10mm
Maximum value of SAR (measured) = 1.33 W/kg

Configuration/Body/Zoom Scan (7x7x12)/Cube 0: Measurement grid: dx=4mm, dy=4mm, dz=2mm
Reference Value = 6.245 V/m; Power Drift = 0.01 dB
Peak SAR (extrapolated) = 2.47 W/kg
SAR(1 g) = 0.656 W/kg; SAR(10 g) = 0.231 W/kg
Maximum value of SAR (measured) = 1.55 W/kg

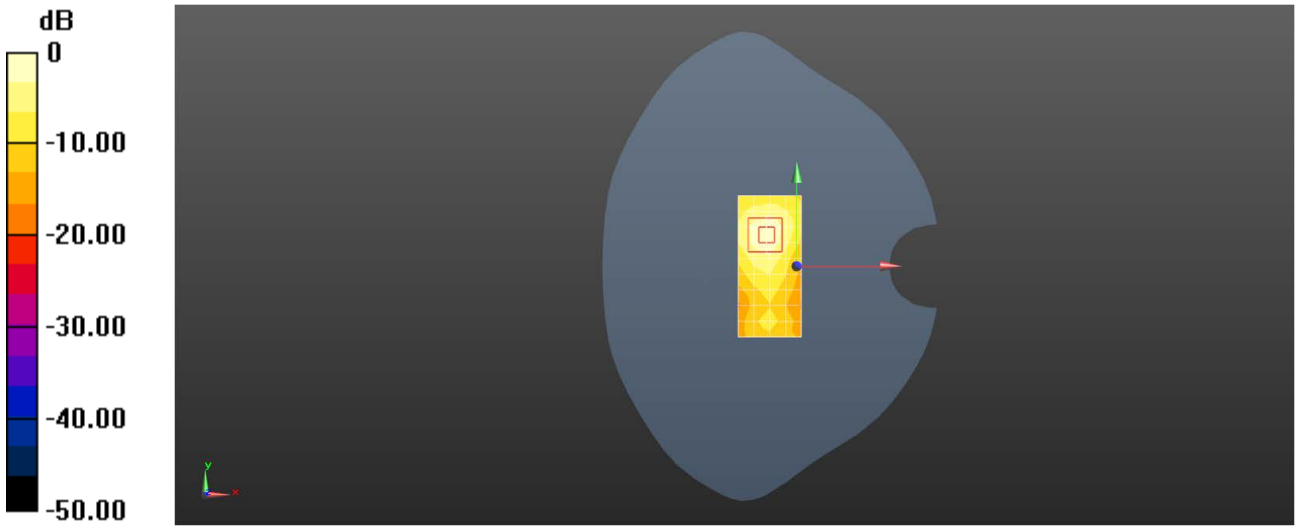

0 dB = 1.55 W/kg = 1.90 dBW/kg

Date: 2023/5/27

Test Laboratory: SGS-SAR Lab

V2250 WIFI 5G 802.11a 52CH Top side 0mm Ant22

DUT: V2250; Type: Mobile Phone; Serial: 868007060199672

Communication System: UID 0, WI-FI(5GHz) (0); Frequency: 5260 MHz;Duty Cycle: 1:1.013

Medium: HSL5G;Medium parameters used: f = 5260 MHz; σ = 4.703 S/m; ε_r = 36.8; ρ = 1000 kg/m^3
Phantom section: Flat Section

DASY 5 Configuration:

- Probe: EX3DV4 - SN3789; ConvF(5.02, 5.02, 5.02); Calibrated: 2022/9/30
- Sensor-Surface: 1.4mm (Mechanical Surface Detection)
- Electronics: DAE4 Sn702; Calibrated: 2022/11/9
- Phantom: SAM 4; Type: SAM; Serial: 1913
- DASY52 52.10.4(1527); SEMCAD X 14.6.14(7483)

Configuration/Body/Area Scan (7x12x1): Measurement grid: dx=10mm, dy=10mm
Maximum value of SAR (measured) = 10.3 W/kg

Configuration/Body/Zoom Scan (7x7x12)/Cube 0: Measurement grid: dx=4mm, dy=4mm, dz=2mm
Reference Value = 14.54 V/m; Power Drift = 0.05 dB
Peak SAR (extrapolated) = 18.1 W/kg
SAR(1 g) = 3.19 W/kg; SAR(10 g) = 0.680 W/kg
Maximum value of SAR (measured) = 10.6 W/kg

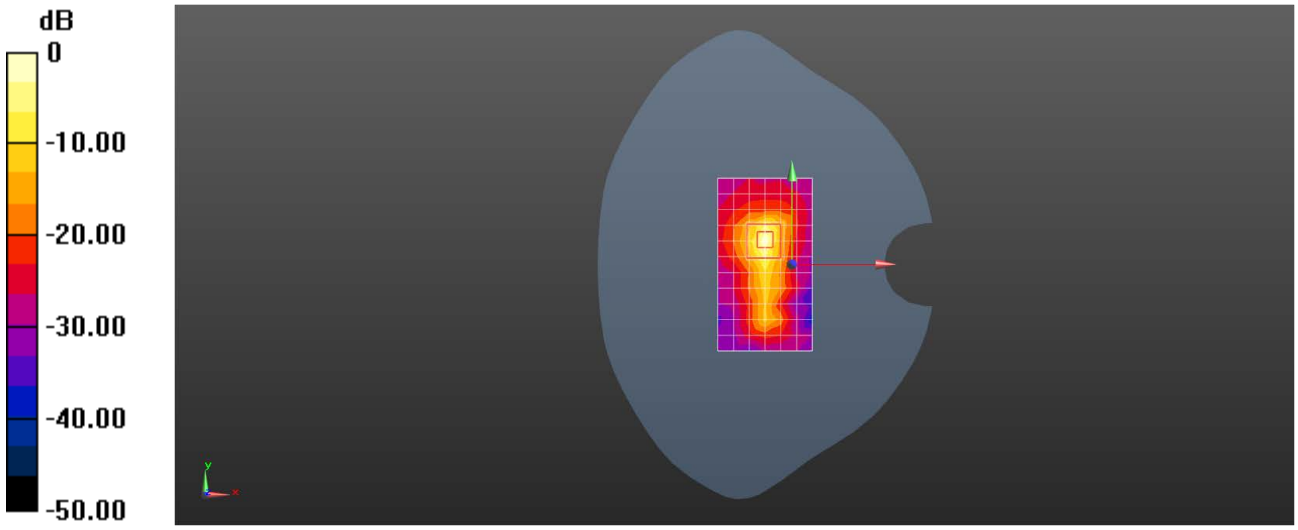

0 dB = 10.6 W/kg = 10.25 dBW/kg

Date: 2023/5/27

Test Laboratory: SGS-SAR Lab

V2250 Bluetooth DH5 39CH Left cheek Ant22

DUT: V2250; Type: Mobile Phone; Serial: 868007060199474

Communication System: UID 0, Bluetooth (0); Frequency: 2441 MHz;Duty Cycle: 1:1.302

Medium: HSL2450;Medium parameters used: f = 2441 MHz; σ = 1.753 S/m; ε_r = 39.355; ρ = 1000 kg/m^3
Phantom section: Left Section

DASY 5 Configuration:

- Probe: EX3DV4 - SN7620; ConvF(8.2, 8.2, 8.2); Calibrated: 2022/11/20
- Sensor-Surface: 1.4mm (Mechanical Surface Detection)
- Electronics: DAE4 Sn1267; Calibrated: 2022/12/10
- Phantom: SAM 2; Type: SAM Twin; Serial: 1640
- DASY52 52.10.4(1527); SEMCAD X 14.6.14(7483)

Configuration/Head/Area Scan (9x17x1): Measurement grid: dx=12mm, dy=12mm
Maximum value of SAR (measured) = 0.156 W/kg

Configuration/Head/Zoom Scan (7x7x7)/Cube 0: Measurement grid: dx=5mm, dy=5mm, dz=5mm
Reference Value = 3.492 V/m; Power Drift = 0.09 dB
Peak SAR (extrapolated) = 0.260 W/kg
SAR(1 g) = 0.114 W/kg; SAR(10 g) = 0.051 W/kg
Maximum value of SAR (measured) = 0.186 W/kg



0 dB = 0.186 W/kg = -7.30 dBW/kg

Date: 2023/5/27

Test Laboratory: SGS-SAR Lab

V2250 Bluetooth DH5 39CH Back side 15mm Ant22

DUT: V2250; Type: Mobile Phone; Serial: 868007060199474

Communication System: UID 0, Bluetooth (0); Frequency: 2441 MHz;Duty Cycle: 1:1.302

Medium: HSL2450;Medium parameters used: f = 2441 MHz; σ = 1.753 S/m; ε_r = 39.355; ρ = 1000 kg/m^3
Phantom section: Flat Section

DASY 5 Configuration:

- Probe: EX3DV4 - SN7620; ConvF(8.2, 8.2, 8.2); Calibrated: 2022/11/20
- Sensor-Surface: 1.4mm (Mechanical Surface Detection)
- Electronics: DAE4 Sn1267; Calibrated: 2022/12/10
- Phantom: SAM 2; Type: SAM Twin; Serial: 1640
- DASY52 52.10.4(1527); SEMCAD X 14.6.14(7483)

Configuration/Body/Area Scan (9x16x1): Measurement grid: dx=12mm, dy=12mm
Maximum value of SAR (measured) = 0.0175 W/kg

Configuration/Body/Zoom Scan (7x7x7)/Cube 0: Measurement grid: dx=5mm, dy=5mm, dz=5mm
Reference Value = 0 V/m; Power Drift = 0.00 dB
Peak SAR (extrapolated) = 0.0220 W/kg
SAR(1 g) = 0.011 W/kg; SAR(10 g) = 0.00577 W/kg
Maximum value of SAR (measured) = 0.0176 W/kg

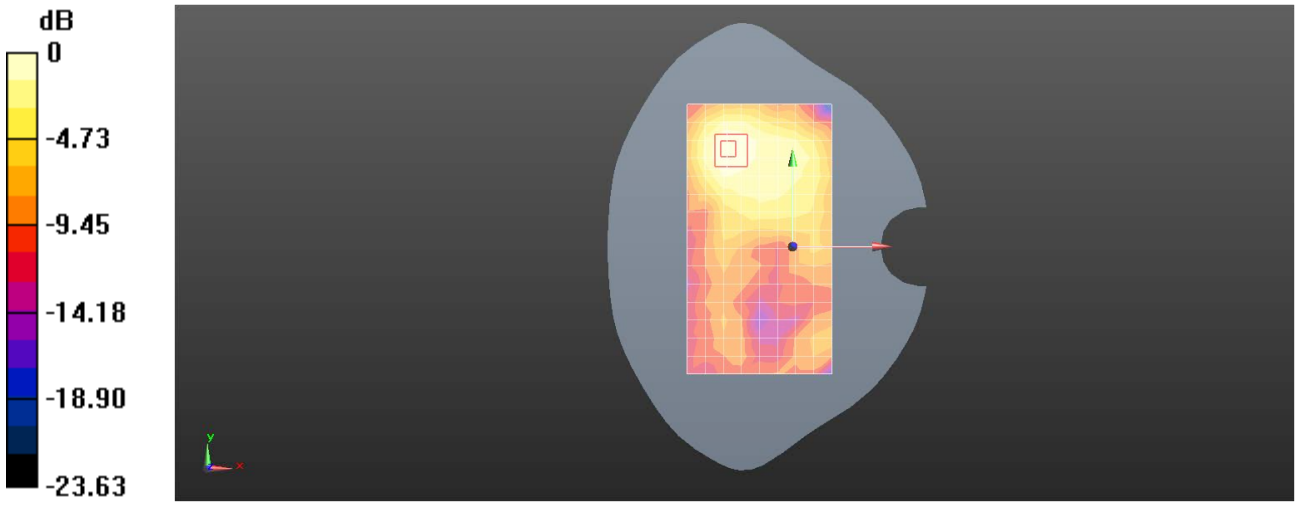

0 dB = 0.0176 W/kg = -17.54 dBW/kg

Date: 2023/5/27

Test Laboratory: SGS-SAR Lab

V2250 Bluetooth DH5 39CH Back side 10mm Ant22

DUT: V2250; Type: Mobile Phone; Serial: 868007060199474

Communication System: UID 0, Bluetooth (0); Frequency: 2441 MHz;Duty Cycle: 1:1.302

Medium: HSL2450;Medium parameters used: f = 2441 MHz; σ = 1.753 S/m; ε_r = 39.355; ρ = 1000 kg/m^3
Phantom section: Flat Section

DASY 5 Configuration:

- Probe: EX3DV4 - SN7620; ConvF(8.2, 8.2, 8.2); Calibrated: 2022/11/20
- Sensor-Surface: 1.4mm (Mechanical Surface Detection)
- Electronics: DAE4 Sn1267; Calibrated: 2022/12/10
- Phantom: SAM 2; Type: SAM Twin; Serial: 1640
- DASY52 52.10.4(1527); SEMCAD X 14.6.14(7483)

Configuration/Body/Area Scan (9x16x1): Measurement grid: dx=12mm, dy=12mm
Maximum value of SAR (measured) = 0.0384 W/kg

Configuration/Body/Zoom Scan (7x7x7)/Cube 0: Measurement grid: dx=5mm, dy=5mm, dz=5mm
Reference Value = 0.7480 V/m; Power Drift = -0.09 dB
Peak SAR (extrapolated) = 0.0460 W/kg
SAR(1 g) = 0.022 W/kg; SAR(10 g) = 0.011 W/kg
Maximum value of SAR (measured) = 0.0355 W/kg

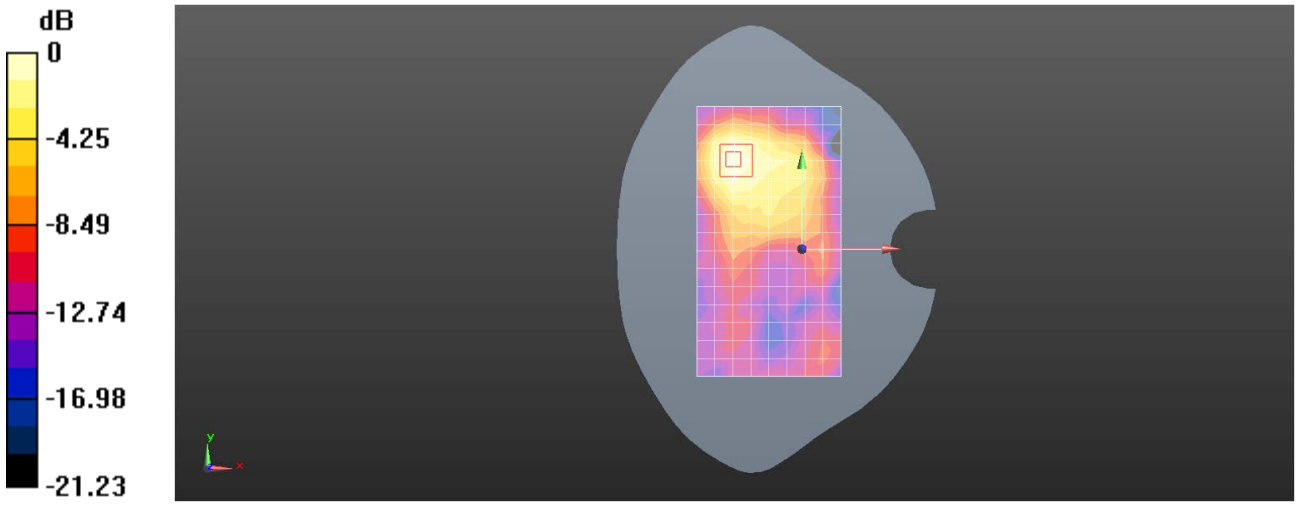

0 dB = 0.0355 W/kg = -14.50 dBW/kg