Mode	21	
	Band Edge - L	
	U-NII-2A_5.25-5.35_802.11n HT40_CH54-5270MHz	
ANT	22	
Pol.	Horizontal	Fundamental
Peak	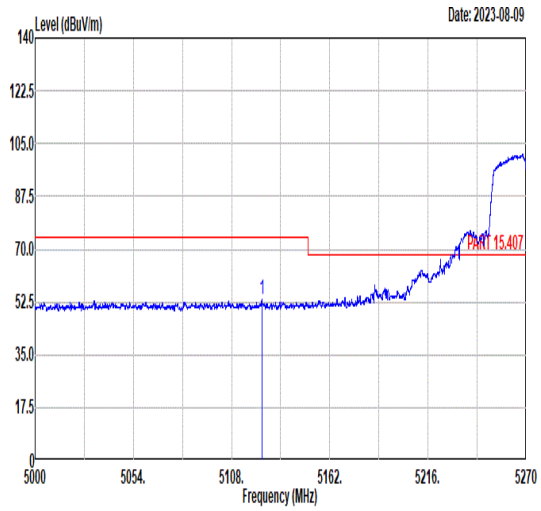 Freq Level Limit Line Margin Read Level Ant Factor Cable Loss Preamp Factor APos TPos Remark MHz dBuV/m dBuV/m dB dBuV dB/m dB dB cm deg 1 5124.63 53.52 74.00 -20.48 39.29 34.88 11.10 31.75 232 295 PEAK	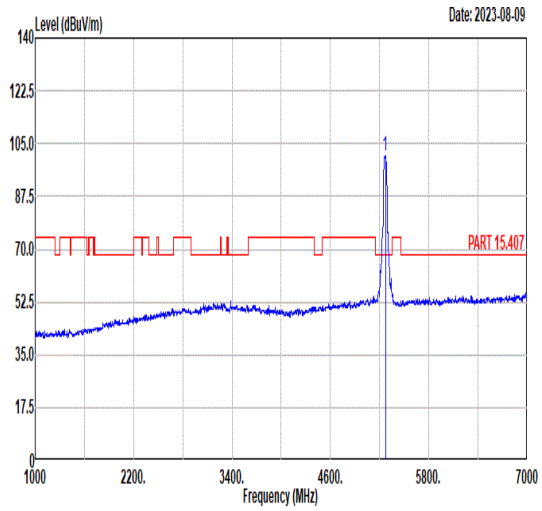 Freq Level Limit Line Margin Read Level Ant Factor Cable Loss Preamp Factor APos TPos Remark MHz dBuV/m dBuV/m dB dBuV dB/m dB dB cm deg 1 5270.00 100.81 ------ ------ 86.88 34.85 11.01 31.93 232 295 PEAK
Avg	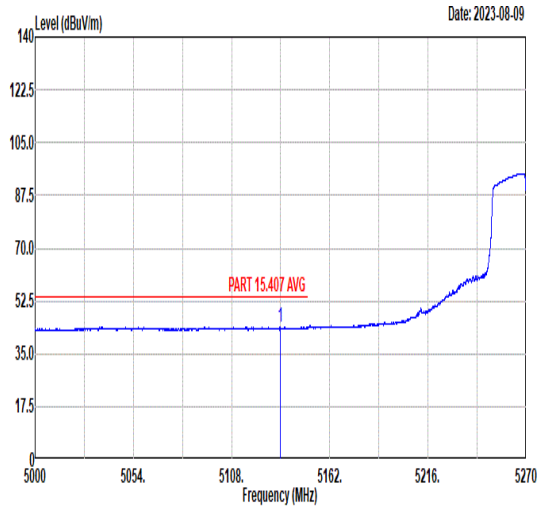 Freq Level Limit Line Margin Read Level Ant Factor Cable Loss Preamp Factor APos TPos Remark MHz dBuV/m dBuV/m dB dBuV dB/m dB dB cm deg 1 5134.89 43.88 54.00 -10.12 29.68 34.87 11.09 31.76 232 295 AVERAGE	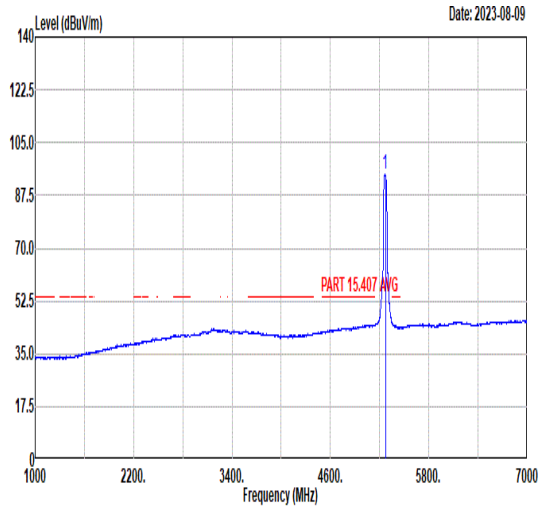 Freq Level Limit Line Margin Read Level Ant Factor Cable Loss Preamp Factor APos TPos Remark MHz dBuV/m dBuV/m dB dBuV dB/m dB dB cm deg 1 5270.00 94.68 ------ ------ 80.74 34.85 11.01 31.92 232 295 AVERAGE

Mode	21	
	Band Edge - R	
	U-NII-2A_5.25-5.35_802.11n HT40_CH54-5270MHz	
ANT	22	
Pol.	Horizontal	Fundamental
Peak	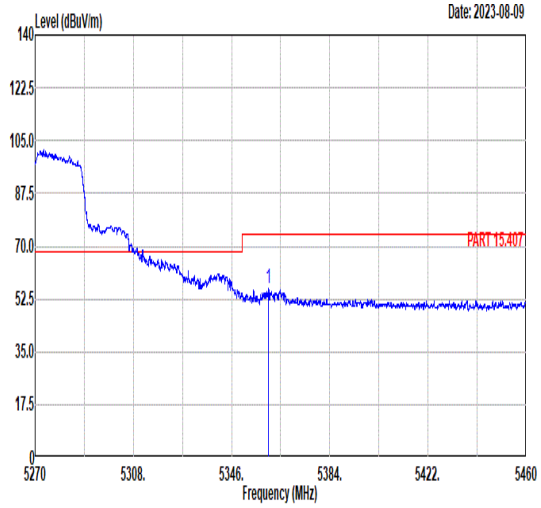 Freq Level Limit Line Margin Read Level Ant Factor Cable Loss Preamp Factor APos TPos Remark MHz dBuV/m dBuV/m dB dBuV dB/m dB dB cm deg 1 5360.35 56.05 74.00 -17.95 42.32 34.83 10.94 32.04 232 295 PEAK	Blank
Avg	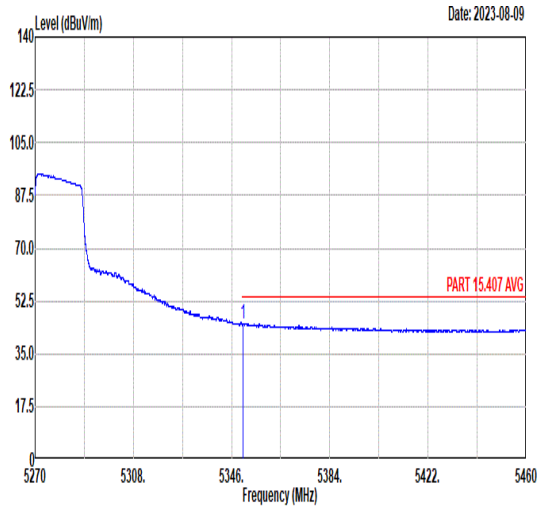 Freq Level Limit Line Margin Read Level Ant Factor Cable Loss Preamp Factor APos TPos Remark MHz dBuV/m dBuV/m dB dBuV dB/m dB dB cm deg 1 5350.29 45.05 54.00 -8.95 31.31 34.83 10.94 32.03 232 295 AVERAGE	Blank

Mode	21
	Band Edge - L
	U-NII-2A_5.25-5.35_802.11n HT40_CH54-5270MHz
ANT	22

Pol.	Vertical	Fundamental
Peak	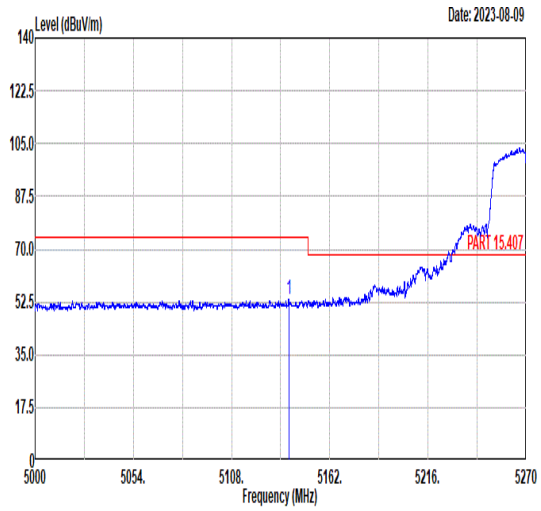 Freq Level Limit Line Margin Read Level Ant Factor Cable Loss Preamp Factor APos TPos Remark 1 5139.48 53.47 74.00 -20.53 39.28 34.87 11.09 31.77 307 276 PEAK	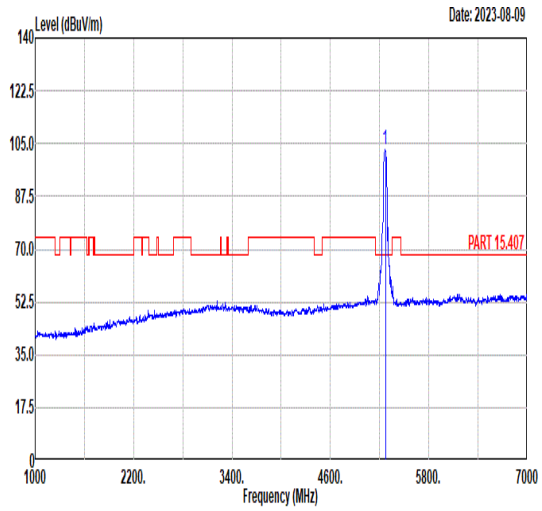 Freq Level Limit Line Margin Read Level Ant Factor Cable Loss Preamp Factor APos TPos Remark 1 5270.00 103.00 ------ ------ 89.06 34.85 11.01 31.92 307 276 PEAK
Avg	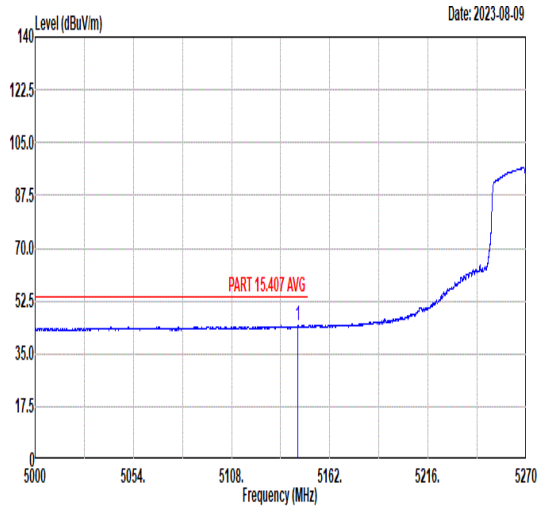 Freq Level Limit Line Margin Read Level Ant Factor Cable Loss Preamp Factor APos TPos Remark 1 5144.59 44.35 54.00 -9.65 30.16 34.87 11.09 31.77 307 276 AVERAGE	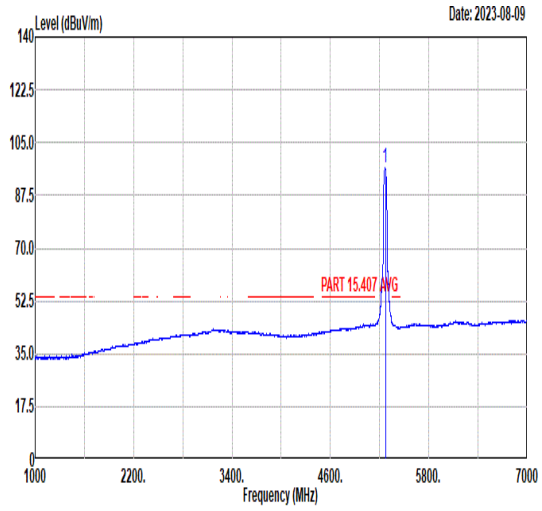 Freq Level Limit Line Margin Read Level Ant Factor Cable Loss Preamp Factor APos TPos Remark 1 5270.00 96.53 ------ ------ 82.59 34.85 11.01 31.92 307 276 AVERAGE

Mode	21	
	Band Edge - R	
	U-NII-2A_5.25-5.35_802.11n HT40_CH54-5270MHz	
ANT	22	
Pol.	Vertical	Fundamental
Peak	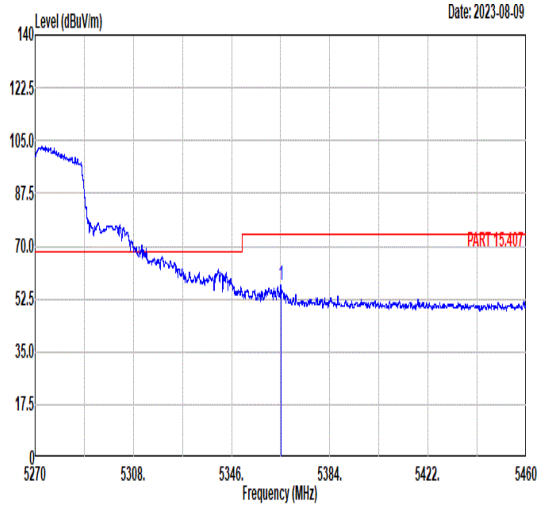 Freq Level Limit Line Margin Read Level Ant Factor Cable Loss Preamp Factor APos TPos Remark MHz dBuV/m dBuV/m dB dBuV dB/m dB dB cm deg 1 5365.10 57.18 74.00 -16.82 43.47 34.83 10.93 32.05 307 276 PEAK	Blank
Avg	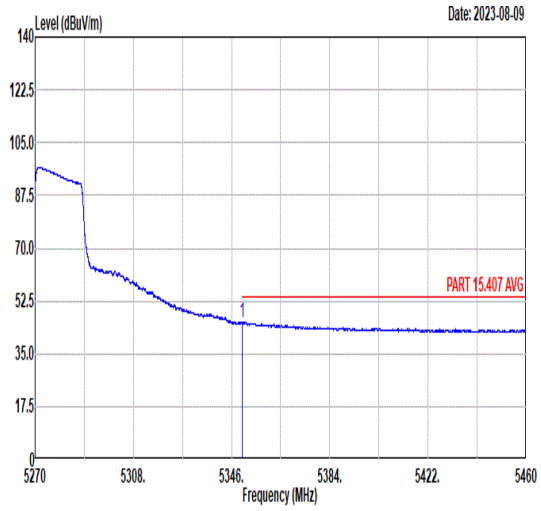 Freq Level Limit Line Margin Read Level Ant Factor Cable Loss Preamp Factor APos TPos Remark MHz dBuV/m dBuV/m dB dBuV dB/m dB dB cm deg 1 5350.01 45.44 54.00 -8.56 31.70 34.83 10.94 32.03 307 276 AVERAGE	Blank

Mode	22	
	Band Edge - L	
	U-NII-2A_5.25-5.35_802.11n HT40_CH62-5310MHz	
ANT	22	
Pol.	Horizontal	Fundamental
Peak	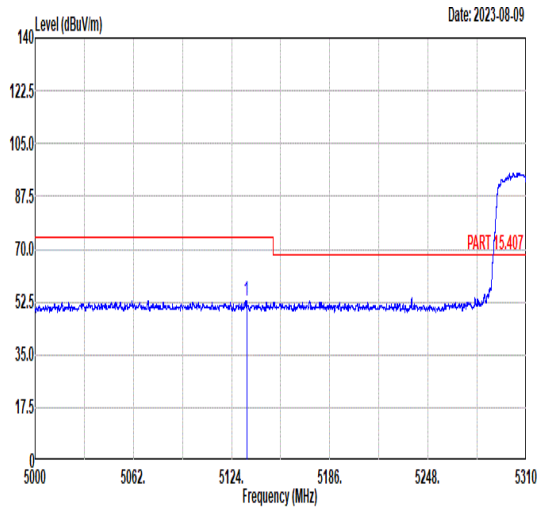 Freq Level Limit Line Margin Read Level Ant Factor Cable Loss Preamp Factor APos TPos Remark MHz dBuV/m dBuV/m dB dBuV dB/m dB dB cm deg 1 5133.49 52.93 74.00 -21.07 38.73 34.87 11.09 31.76 234 292 PEAK	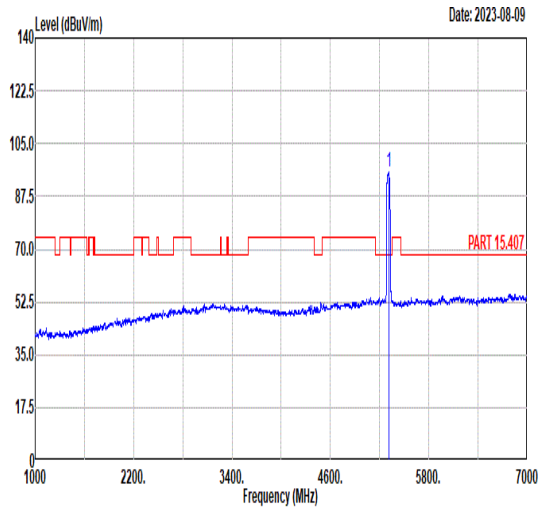 Freq Level Limit Line Margin Read Level Ant Factor Cable Loss Preamp Factor APos TPos Remark MHz dBuV/m dBuV/m dB dBuV dB/m dB dB cm deg 1 5310.00 95.38 ------ ------ 81.55 34.84 10.97 31.98 234 292 PEAK
Avg	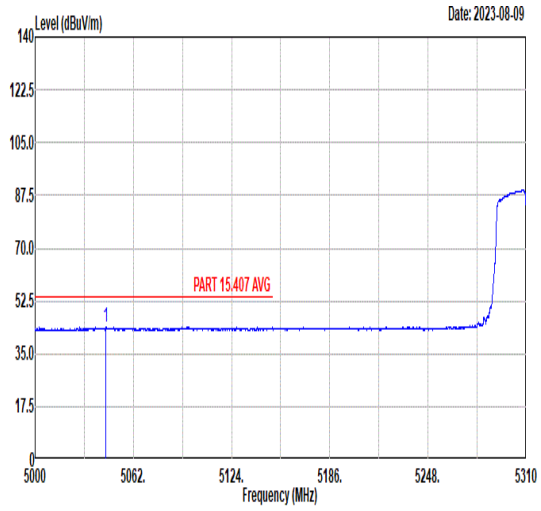 Freq Level Limit Line Margin Read Level Ant Factor Cable Loss Preamp Factor APos TPos Remark MHz dBuV/m dBuV/m dB dBuV dB/m dB dB cm deg 1 5044.80 43.74 54.00 -10.26 29.36 34.89 11.14 31.65 234 292 AVERAGE	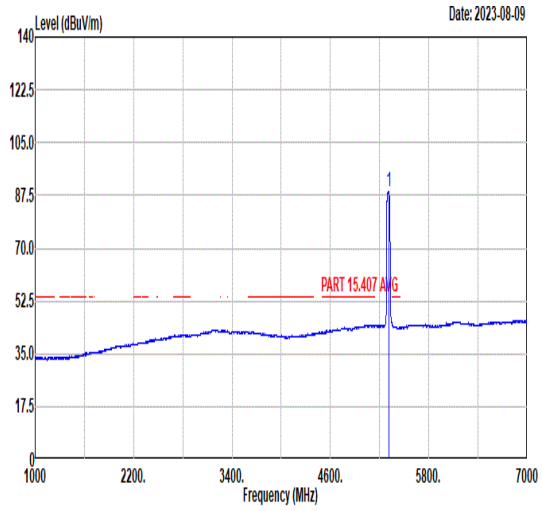 Freq Level Limit Line Margin Read Level Ant Factor Cable Loss Preamp Factor APos TPos Remark MHz dBuV/m dBuV/m dB dBuV dB/m dB dB cm deg 1 5310.00 88.90 ------ ------ 75.05 34.84 10.98 31.97 234 292 AVERAGE

Mode	22	
	Band Edge - R	
	U-NII-2A_5.25-5.35_802.11n HT40_CH62-5310MHz	
ANT	22	
Pol.	Horizontal	Fundamental
Peak	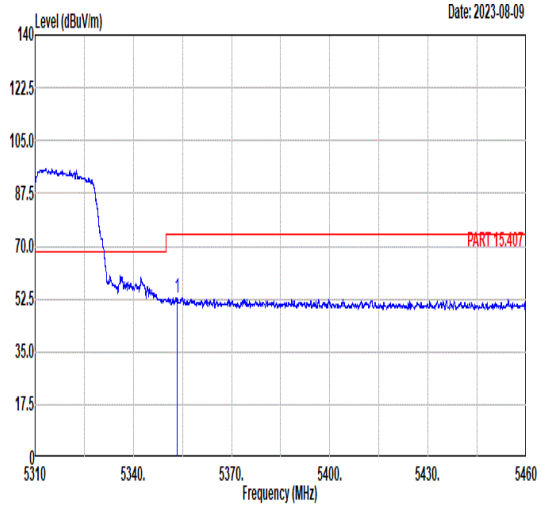 Freq Level Limit Line Margin Read Level Ant Factor Cable Loss Preamp Factor APos TPos Remark MHz dBuV/m dBuV/m dB dBuV dB/m dB dB cm deg 1 5353.43 52.92 74.00 -21.08 39.18 34.83 10.94 32.03 234 292 PEAK	Blank
Avg	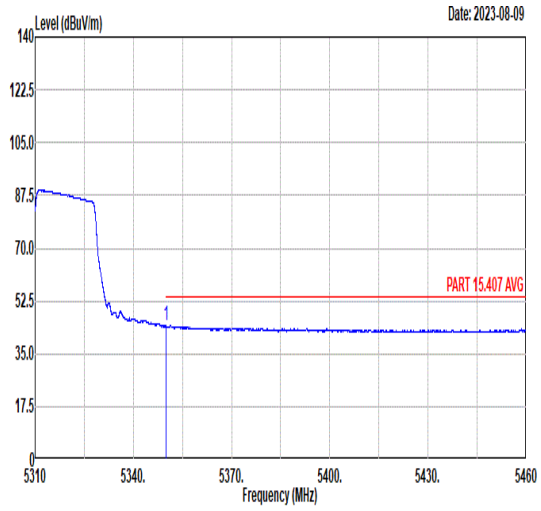 Freq Level Limit Line Margin Read Level Ant Factor Cable Loss Preamp Factor APos TPos Remark MHz dBuV/m dBuV/m dB dBuV dB/m dB dB cm deg 1 5350.01 44.27 54.00 -9.73 30.53 34.83 10.94 32.03 234 292 AVERAGE	Blank

Mode	22	
	Band Edge - L	
	U-NII-2A_5.25-5.35_802.11n HT40_CH62-5310MHz	
ANT	22	
Pol.	Vertical	Fundamental
Peak	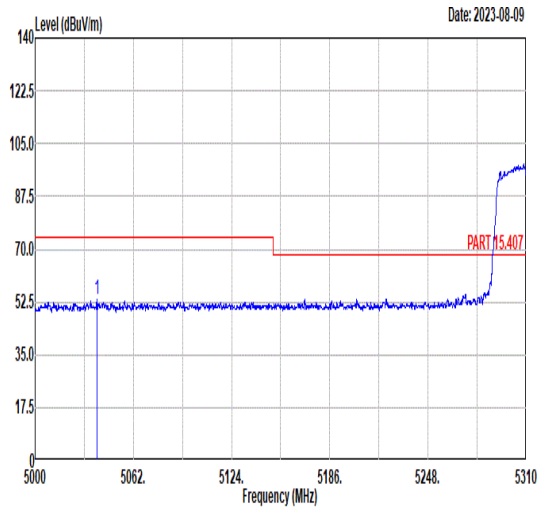 Freq Level Limit Line Margin Read Level Ant Factor Cable Loss Preamp Factor APos TPos Remark MHz dBuV/m dBuV/m dB dBuV dB/m dB dB cm deg 1 5038.94 53.13 74.00 -20.87 38.73 34.89 11.15 31.64 314 273 PEAK	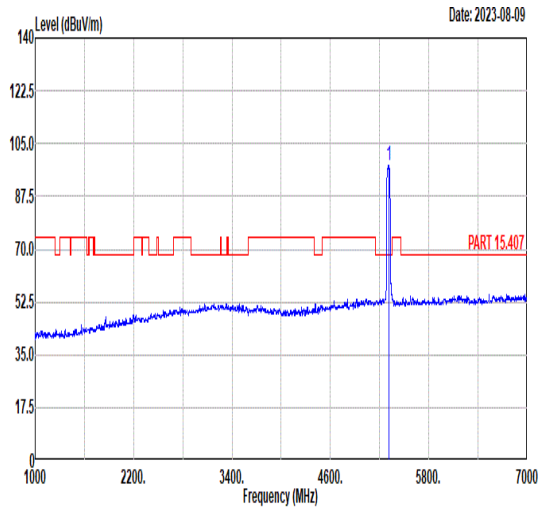 Freq Level Limit Line Margin Read Level Ant Factor Cable Loss Preamp Factor APos TPos Remark MHz dBuV/m dBuV/m dB dBuV dB/m dB dB cm deg 1 5310.00 97.73 ------ ------ 83.88 34.84 10.98 31.97 314 273 PEAK
Avg	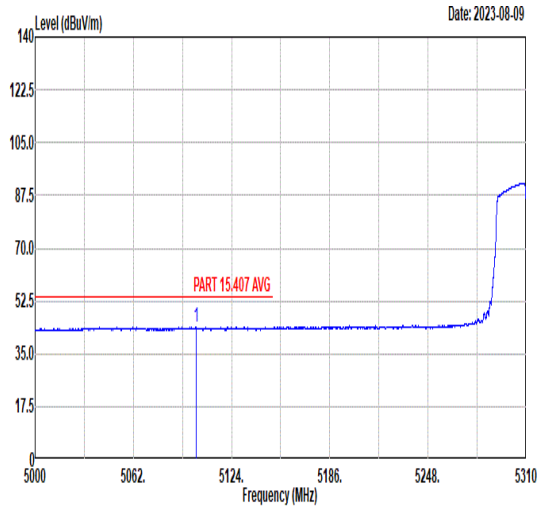 Freq Level Limit Line Margin Read Level Ant Factor Cable Loss Preamp Factor APos TPos Remark MHz dBuV/m dBuV/m dB dBuV dB/m dB dB cm deg 1 5101.56 43.75 54.00 -10.25 29.48 34.88 11.11 31.72 314 273 AVERAGE	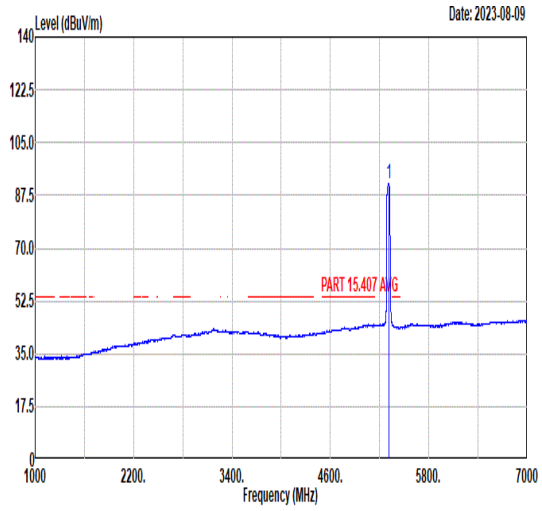 Freq Level Limit Line Margin Read Level Ant Factor Cable Loss Preamp Factor APos TPos Remark MHz dBuV/m dBuV/m dB dBuV dB/m dB dB cm deg 1 5310.00 91.40 ------ ------ 77.55 34.84 10.98 31.97 314 273 AVERAGE

Mode	22	
	Band Edge - R	
	U-NII-2A_5.25-5.35_802.11n HT40_CH62-5310MHz	
ANT	22	
Pol.	Vertical	Fundamental
Peak	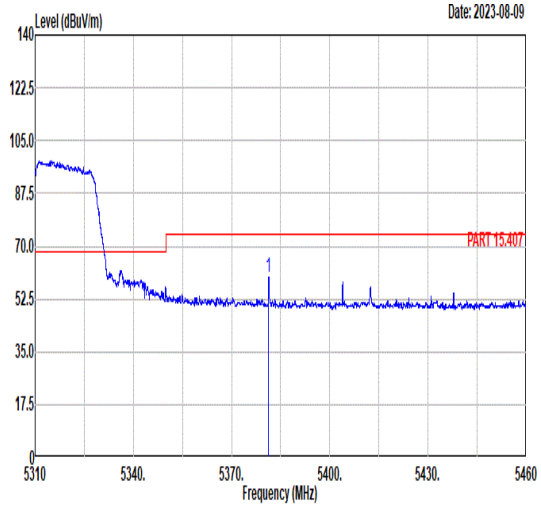 Freq Level Limit Line Margin Read Level Ant Factor Cable Loss Preamp Factor APos TPos Remark MHz dBuV/m dBuV/m dB dBuV dB/m dB dB cm deg 1 5381.34 59.91 74.00 -14.09 46.24 34.82 10.92 32.07 314 273 PEAK	Blank
Avg	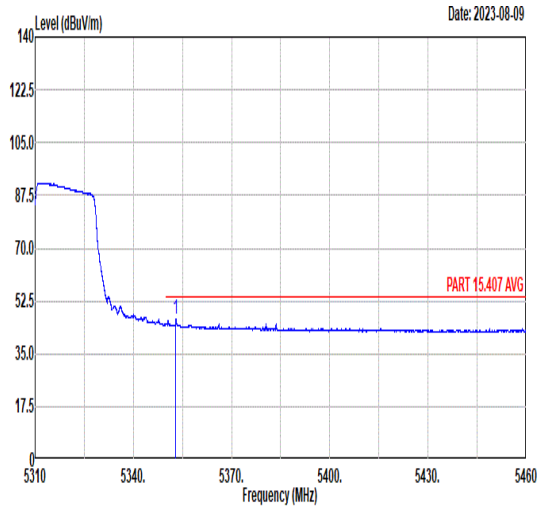 Freq Level Limit Line Margin Read Level Ant Factor Cable Loss Preamp Factor APos TPos Remark MHz dBuV/m dBuV/m dB dBuV dB/m dB dB cm deg 1 5352.98 46.44 54.00 -7.56 32.70 34.83 10.94 32.03 314 273 AVERAGE	Blank

Mode	23	
	Band Edge - L	
	U-NII-2C_5.47-5.725_802.11n HT40_CH102-5510MHz	
ANT	22	
Pol.	Horizontal	Fundamental
Peak	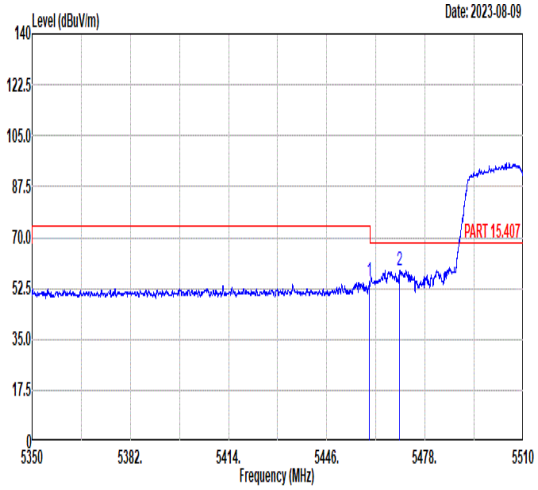 Freq Level Limit Line Margin Read Level Ant Factor Cable Loss Preamp Factor APos TPos Remark MHz dBuV/m dBuV/m dB dBuV dB/m dB dB cm deg 1 5459.84 54.92 74.00 -19.08 41.16 34.81 11.12 32.17 241 295 PEAK 2 5469.76 58.74 68.30 -9.56 44.95 34.81 11.16 32.18 241 295 PEAK	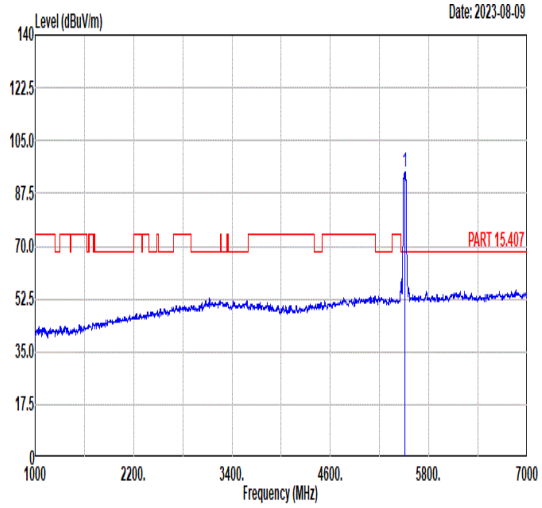 Freq Level Limit Line Margin Read Level Ant Factor Cable Loss Preamp Factor APos TPos Remark MHz dBuV/m dBuV/m dB dBuV dB/m dB dB cm deg 1 5510.00 94.51 ------ ------ 80.56 34.82 11.35 32.22 241 295 PEAK
Avg	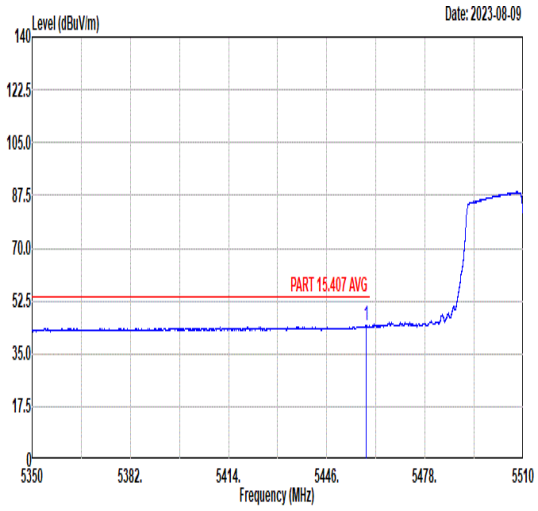 Freq Level Limit Line Margin Read Level Ant Factor Cable Loss Preamp Factor APos TPos Remark MHz dBuV/m dBuV/m dB dBuV dB/m dB dB cm deg 1 5458.72 44.39 54.00 -9.61 30.63 34.81 11.11 32.16 241 295 AVERAGE	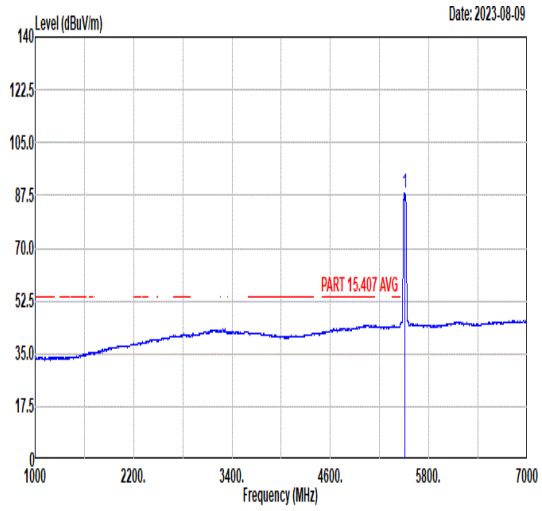 Freq Level Limit Line Margin Read Level Ant Factor Cable Loss Preamp Factor APos TPos Remark MHz dBuV/m dBuV/m dB dBuV dB/m dB dB cm deg 1 5510.00 88.24 ------ ------ 74.33 34.81 11.32 32.22 241 295 AVERAGE

Mode	23	
	Band Edge - R	
	U-NII-2C_5.47-5.725_802.11n HT40_CH102-5510MHz	
ANT	22	
Pol.	Horizontal	Fundamental
Peak	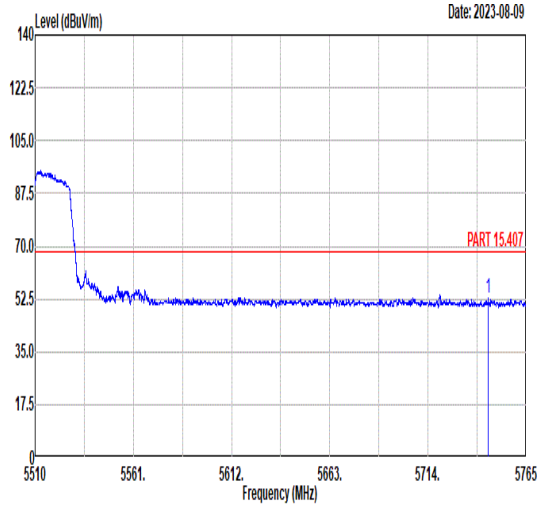	Blank

	Freq	Level	Limit Line	Margin	Read Level	Ant Factor	Cable Loss	Preamp Factor	APos	TPos	Remark
	MHz	dBuV/m	dBuV/m	dB	dBuV	dB/m	dB	dB	cm	deg	
1	5745.24	52.61	68.30	-15.69	38.23	35.14	11.64	32.40	241	295	PEAK

Mode	23	
	Band Edge - L	
	U-NII-2C_5.47-5.725_802.11n HT40_CH102-5510MHz	
ANT	22	
Pol.	Vertical	Fundamental
Peak	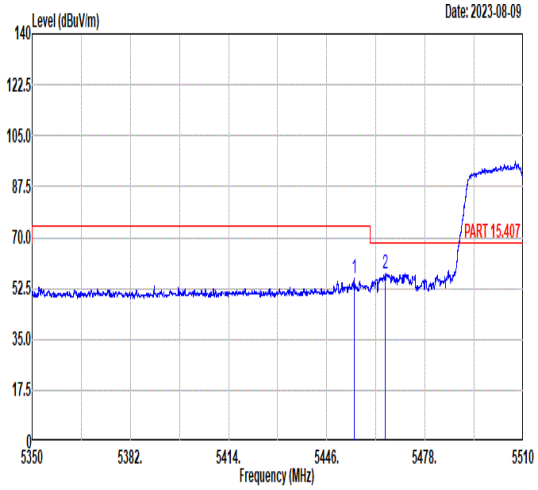 Freq Level Limit Line Margin Read Level Ant Factor Cable Loss Preamp Factor APos TPos Remark MHz dBuV/m dBuV/m dB dBuV dB/m dB dB cm deg 1 5454.88 55.91 74.00 -18.09 42.16 34.81 11.10 32.16 329 270 PEAK 2 5465.14 57.74 68.30 -10.56 43.96 34.81 11.14 32.17 329 270 PEAK	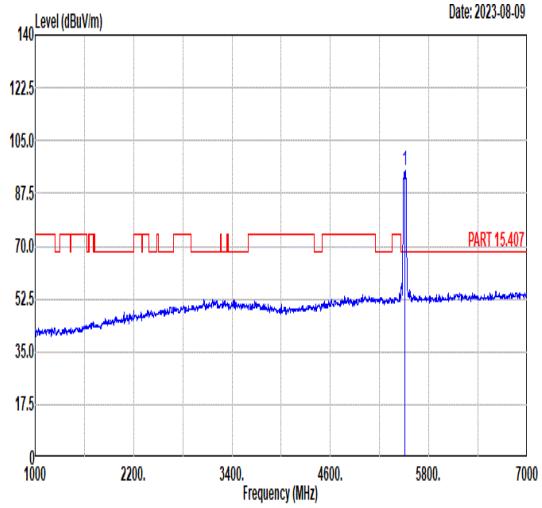 Freq Level Limit Line Margin Read Level Ant Factor Cable Loss Preamp Factor APos TPos Remark MHz dBuV/m dBuV/m dB dBuV dB/m dB dB cm deg 1 5510.00 94.92 ------ ------ 80.97 34.82 11.35 32.22 329 270 PEAK
Avg	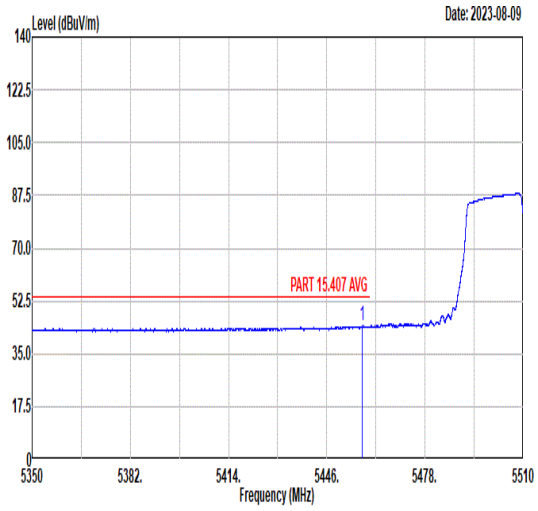 Freq Level Limit Line Margin Read Level Ant Factor Cable Loss Preamp Factor APos TPos Remark MHz dBuV/m dBuV/m dB dBuV dB/m dB dB cm deg 1 5457.46 44.21 54.00 -9.79 30.45 34.81 11.11 32.16 329 270 AVERAGE	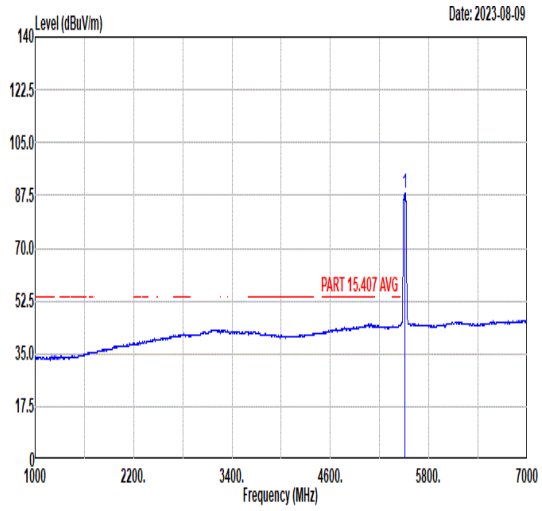 Freq Level Limit Line Margin Read Level Ant Factor Cable Loss Preamp Factor APos TPos Remark MHz dBuV/m dBuV/m dB dBuV dB/m dB dB cm deg 1 5510.00 88.25 ------ ------ 74.34 34.81 11.32 32.22 329 270 AVERAGE

Mode	23	
	Band Edge - R	
	U-NII-2C_5.47-5.725_802.11n HT40_CH102-5510MHz	
ANT	22	
Pol.	Vertical	Fundamental
Peak	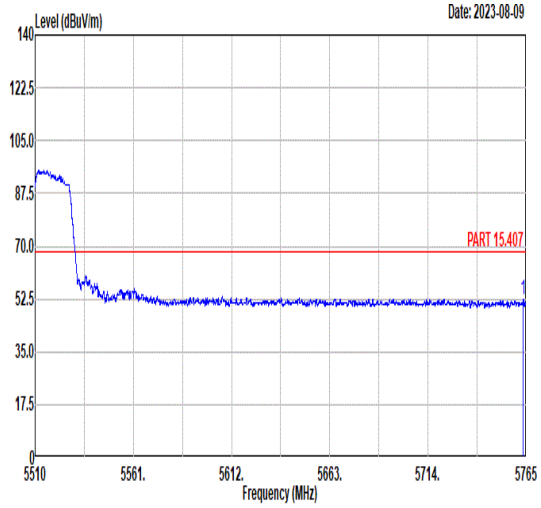 Freq Level Limit Line Margin Read Level Ant Factor Cable Loss Preamp Factor APos TPos Remark MHz dBuV/m dBuV/m dB dBuV dB/m dB dB cm deg 1 5763.50 52.24 68.30 -16.06 37.85 35.17 11.64 32.42 329 270 PEAK	Blank

Mode	24	
	Band Edge - L	
	U-NII-2C_5.47-5.725_802.11n HT40_CH134-5670MHz	
ANT	22	
Pol.	Horizontal	Fundamental
Peak	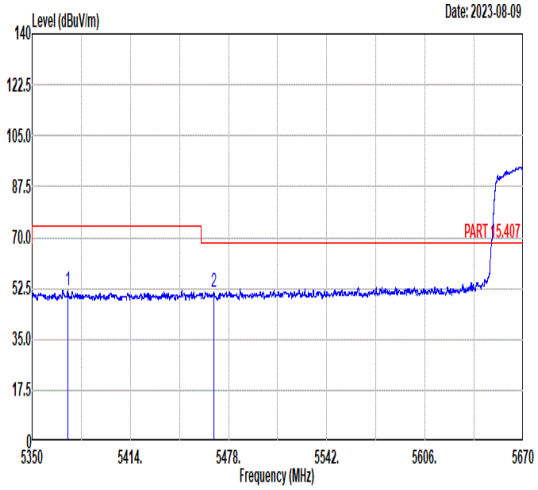 Freq Level Limit Line Margin Read Level Ant Factor Cable Loss Preamp Factor APos TPos Remark MHz dBuV/m dBuV/m dB dBuV dB/m dB dB cm deg 1 5373.23 51.84 74.00 -22.16 38.14 34.83 10.93 32.06 100 291 PEAK 2 5468.27 51.09 68.30 -17.21 37.31 34.81 11.15 32.18 100 291 PEAK	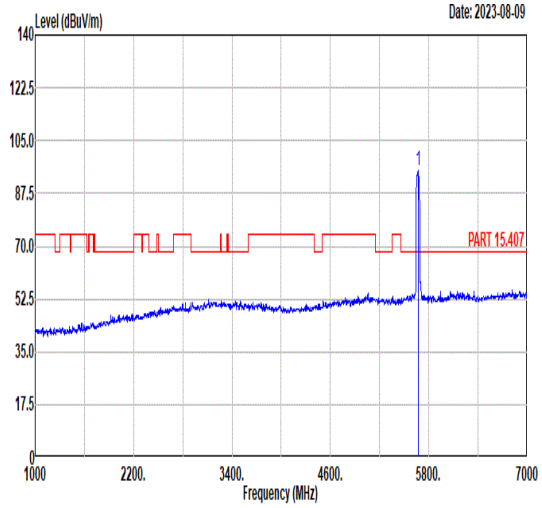 Freq Level Limit Line Margin Read Level Ant Factor Cable Loss Preamp Factor APos TPos Remark MHz dBuV/m dBuV/m dB dBuV dB/m dB dB cm deg 1 5670.00 95.03 ------ ------ 80.65 35.04 11.68 32.34 100 291 PEAK
Avg	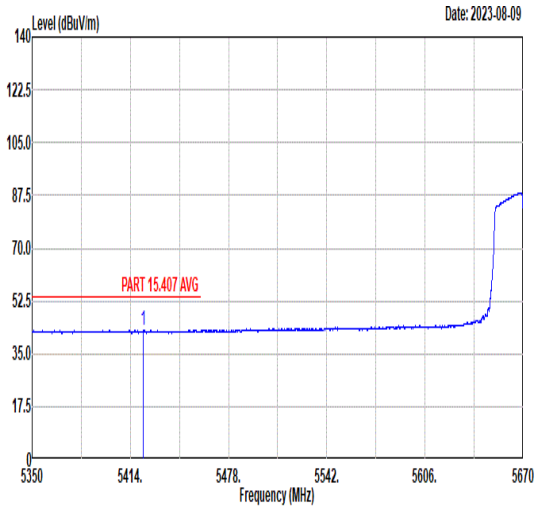 Freq Level Limit Line Margin Read Level Ant Factor Cable Loss Preamp Factor APos TPos Remark MHz dBuV/m dBuV/m dB dBuV dB/m dB dB cm deg 1 5422.51 42.87 54.00 -11.13 29.21 34.82 10.96 32.12 100 291 AVERAGE	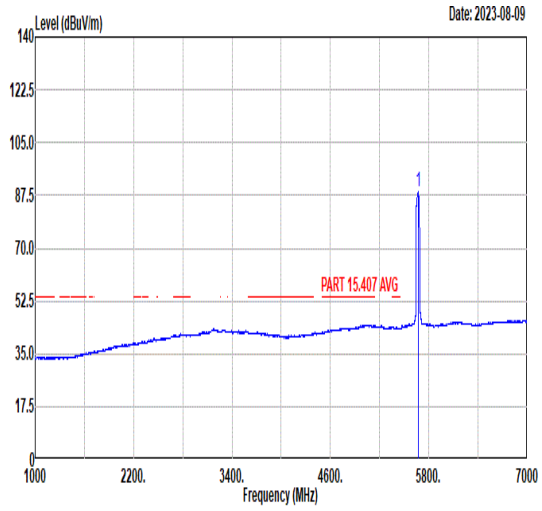 Freq Level Limit Line Margin Read Level Ant Factor Cable Loss Preamp Factor APos TPos Remark MHz dBuV/m dBuV/m dB dBuV dB/m dB dB cm deg 1 5670.00 88.57 ------ ------ 74.19 35.04 11.68 32.34 100 291 AVERAGE

Mode	24	
	Band Edge - R	
	U-NII-2C_5.47-5.725_802.11n HT40_CH134-5670MHz	
ANT	22	
Pol.	Horizontal	Fundamental
Peak	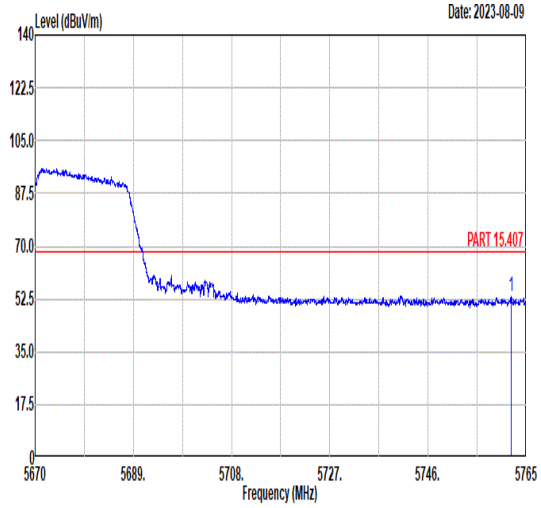 Freq Level Limit Line Margin Read Level Ant Factor Cable Loss Preamp Factor APos TPos Remark MHz dBuV/m dBuV/m dB dBuV dB/m dB dB cm deg 1 5762.11 53.48 68.30 -14.82 39.08 35.17 11.64 32.41 100 291 PEAK	Blank

Mode	24	
	Band Edge - L	
	U-NII-2C_5.47-5.725_802.11n HT40_CH134-5670MHz	
ANT	22	
Pol.	Vertical	Fundamental
Peak	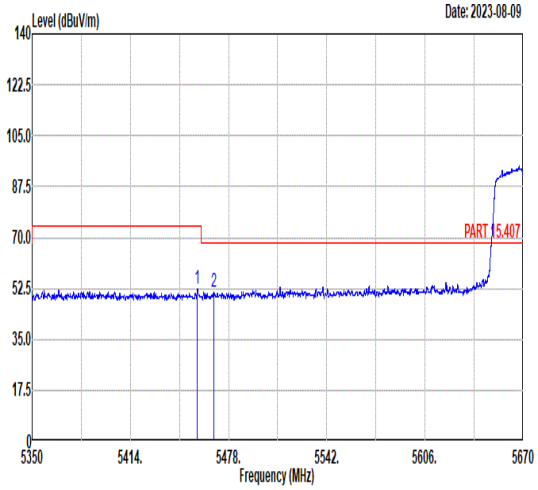 Freq Level Limit Line Margin Read Level Ant Factor Cable Loss Preamp Factor APos TPos Remark MHz dBuV/m dBuV/m dB dBuV dB/m dB dB cm deg 1 5457.71 52.36 74.00 -21.64 38.60 34.81 11.11 32.16 270 263 PEAK 2 5468.46 51.19 68.30 -17.11 37.40 34.81 11.16 32.18 270 263 PEAK	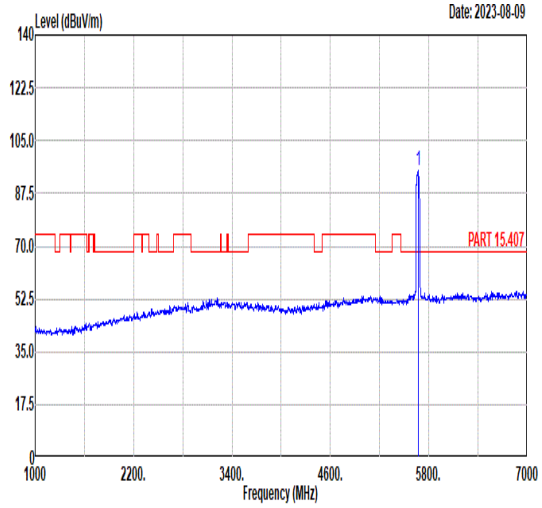 Freq Level Limit Line Margin Read Level Ant Factor Cable Loss Preamp Factor APos TPos Remark MHz dBuV/m dBuV/m dB dBuV dB/m dB dB cm deg 1 5670.00 95.13 ------ ------ 80.75 35.04 11.68 32.34 270 263 PEAK
Avg	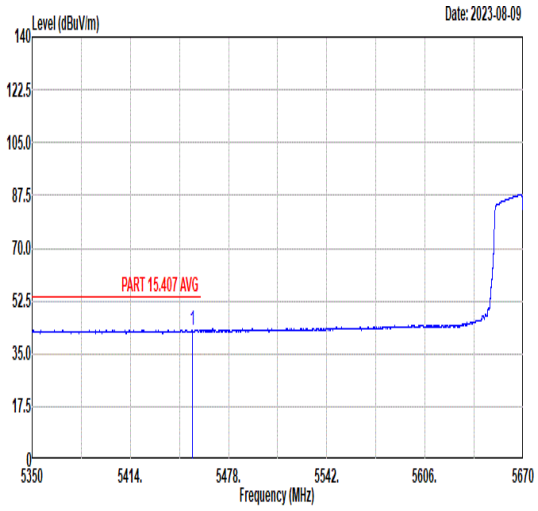 Freq Level Limit Line Margin Read Level Ant Factor Cable Loss Preamp Factor APos TPos Remark MHz dBuV/m dBuV/m dB dBuV dB/m dB dB cm deg 1 5454.19 42.94 54.00 -11.06 29.19 34.81 11.10 32.16 270 263 AVERAGE	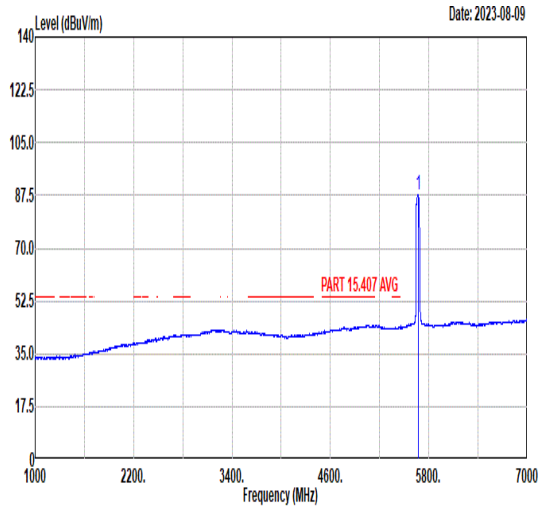 Freq Level Limit Line Margin Read Level Ant Factor Cable Loss Preamp Factor APos TPos Remark MHz dBuV/m dBuV/m dB dBuV dB/m dB dB cm deg 1 5670.00 87.89 ------ ------ 73.52 35.03 11.68 32.34 270 263 AVERAGE

Mode	24	
	Band Edge - R	
	U-NII-2C_5.47-5.725_802.11n HT40_CH134-5670MHz	
ANT	22	
Pol.	Vertical	Fundamental
Peak	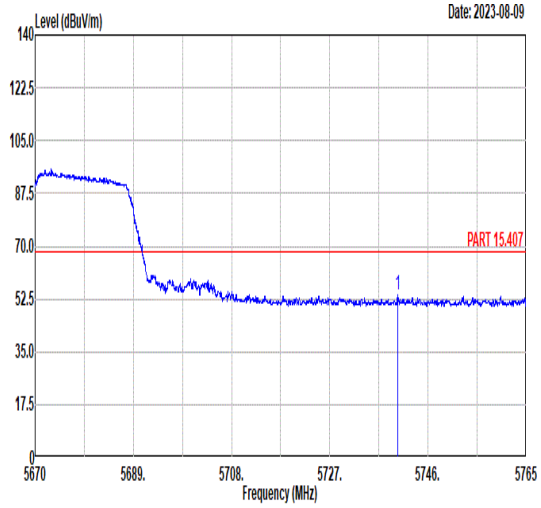 Freq Level Limit Line Margin Read Level Ant Factor Cable Loss Preamp Factor APos TPos Remark MHz dBuV/m dBuV/m dB dBuV dB/m dB dB cm deg 1 5740.16 53.69 68.30 -14.61 39.30 35.14 11.65 32.40 270 263 PEAK	Blank

Mode	25	
	Band Edge - L	
	U-NII-1_5.15-5.25_ 802.11ac VHT80_CH42-5210MHz	
ANT	22	
Pol.	Horizontal	Fundamental
Peak	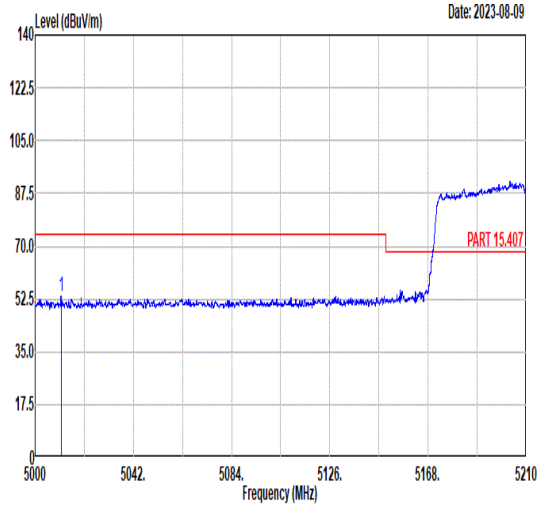 Freq Level Limit Line Margin Read Level Ant Factor Cable Loss Preamp Factor APos TPos Remark MHz dBuV/m dBuV/m dB dBuV dB/m dB dB cm deg 1 5011.05 53.54 74.00 -20.46 39.09 34.90 11.16 31.61 100 298 PEAK	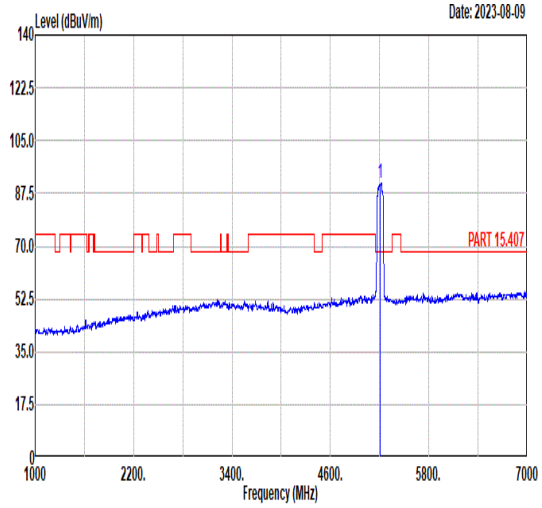 Freq Level Limit Line Margin Read Level Ant Factor Cable Loss Preamp Factor APos TPos Remark MHz dBuV/m dBuV/m dB dBuV dB/m dB dB cm deg 1 5210.00 90.93 ------ ------ 76.90 34.86 11.04 31.87 100 298 PEAK
Avg	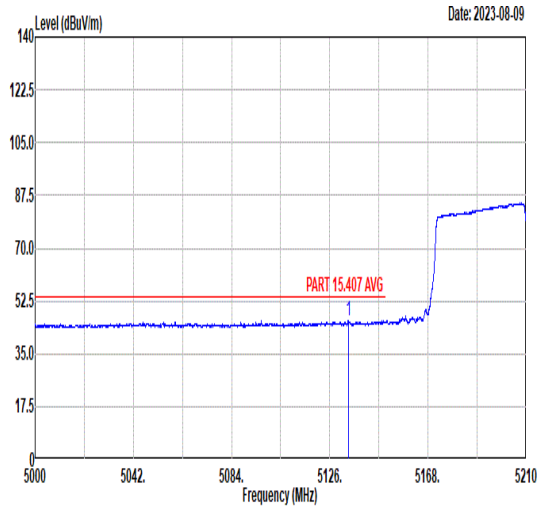 Freq Level Limit Line Margin Read Level Ant Factor Cable Loss Preamp Factor APos TPos Remark MHz dBuV/m dBuV/m dB dBuV dB/m dB dB cm deg 1 5133.88 46.07 54.00 -7.93 31.87 34.87 11.09 31.76 100 298 AVERAGE	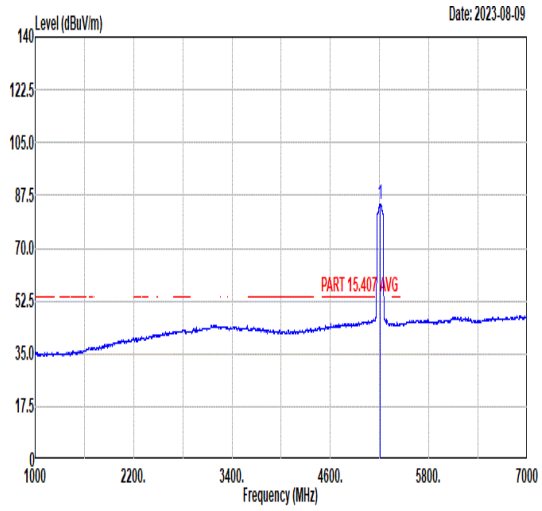 Freq Level Limit Line Margin Read Level Ant Factor Cable Loss Preamp Factor APos TPos Remark MHz dBuV/m dBuV/m dB dBuV dB/m dB dB cm deg 1 5210.00 84.75 ------ ------ 70.69 34.86 11.05 31.85 100 298 AVERAGE

Mode	25	
	Band Edge - R	
	U-NII-1_5.15-5.25_ 802.11ac VHT80_CH42-5210MHz	
ANT	22	
Pol.	Horizontal	Fundamental
Peak	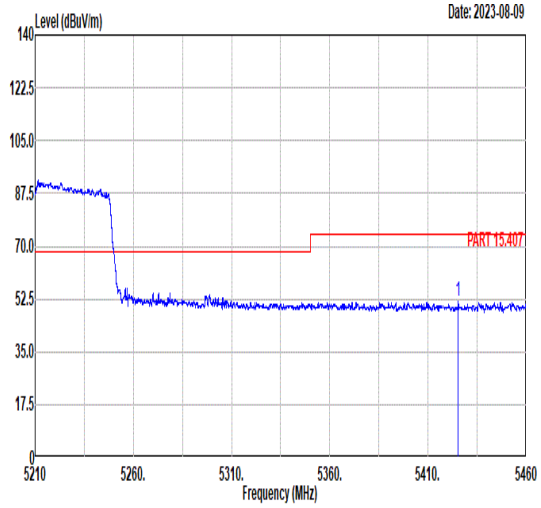 Freq Level Limit Line Margin Read Level Ant Factor Cable Loss Preamp Factor APos TPos Remark MHz dBuV/m dBuV/m dB dBuV dB/m dB dB cm deg 1 5425.38 51.83 74.00 -22.17 38.16 34.81 10.98 32.12 100 298 PEAK	Blank
Avg	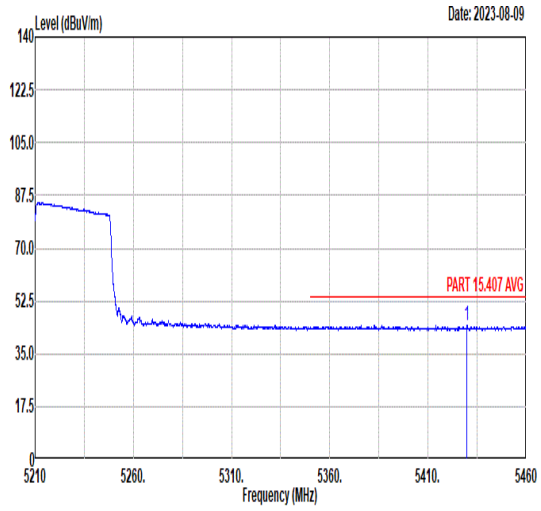 Freq Level Limit Line Margin Read Level Ant Factor Cable Loss Preamp Factor APos TPos Remark MHz dBuV/m dBuV/m dB dBuV dB/m dB dB cm deg 1 5429.88 44.60 54.00 -9.40 30.92 34.81 11.00 32.13 100 298 AVERAGE	Blank

Mode	25	
	Band Edge - L	
	U-NII-1_5.15-5.25_ 802.11ac VHT80_CH42-5210MHz	
ANT	22	
Pol.	Vertical	Fundamental
Peak	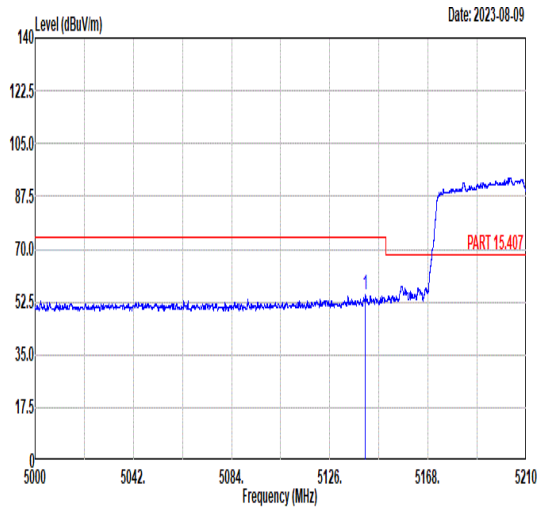 Freq Level Limit Line Margin Read Level Ant Factor Cable Loss Preamp Factor APos TPos Remark MHz dBuV/m dBuV/m dB dBuV dB/m dB dB cm deg 1 5141.23 54.70 74.00 -19.30 40.51 34.87 11.09 31.77 314 259 PEAK	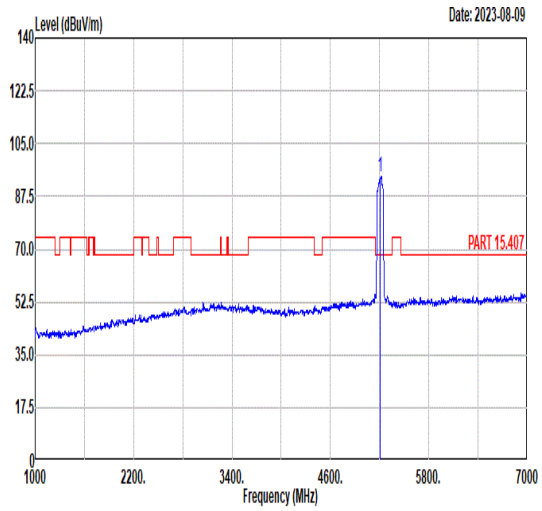 Freq Level Limit Line Margin Read Level Ant Factor Cable Loss Preamp Factor APos TPos Remark MHz dBuV/m dBuV/m dB dBuV dB/m dB dB cm deg 1 5210.00 94.12 ------ ------ 80.09 34.86 11.04 31.87 314 259 PEAK
Avg	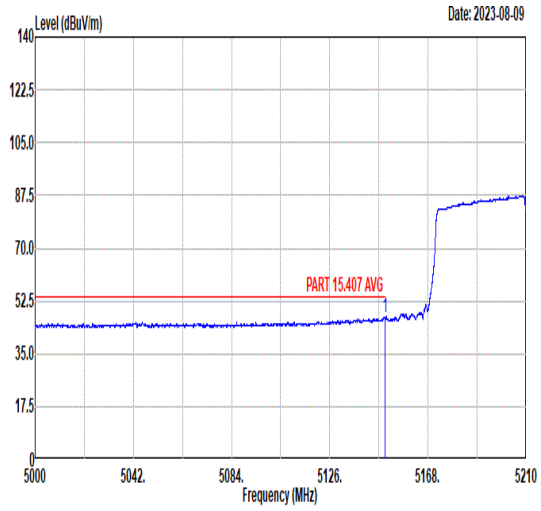 Freq Level Limit Line Margin Read Level Ant Factor Cable Loss Preamp Factor APos TPos Remark MHz dBuV/m dBuV/m dB dBuV dB/m dB dB cm deg 1 5149.65 46.92 54.00 -7.08 32.74 34.87 11.09 31.78 314 259 AVERAGE	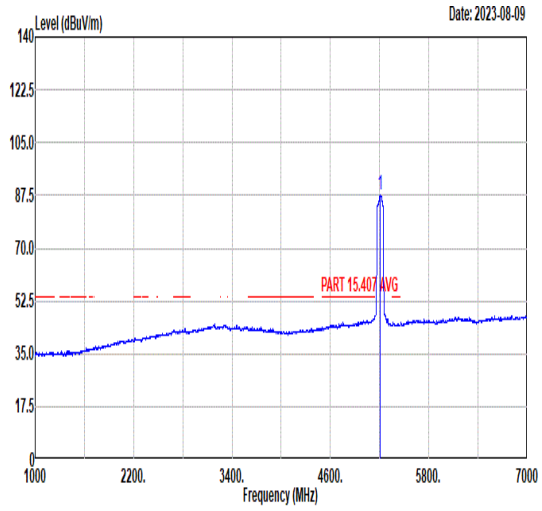 Freq Level Limit Line Margin Read Level Ant Factor Cable Loss Preamp Factor APos TPos Remark MHz dBuV/m dBuV/m dB dBuV dB/m dB dB cm deg 1 5210.00 87.48 ------ ------ 73.42 34.86 11.05 31.85 314 259 AVERAGE

Mode	25	
	Band Edge - R	
	U-NII-1_5.15-5.25_ 802.11ac VHT80_CH42-5210MHz	
ANT	22	
Pol.	Vertical	Fundamental
Peak	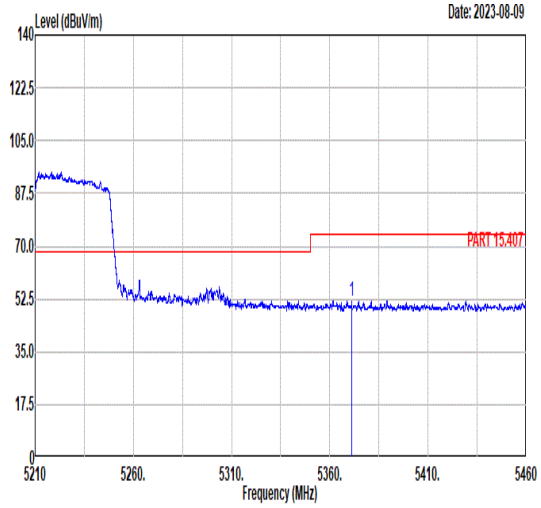 Freq Level Limit Line Margin Read Level Ant Factor Cable Loss Preamp Factor APos TPos Remark MHz dBuV/m dBuV/m dB dBuV dB/m dB dB cm deg 1 5371.15 51.90 74.00 -22.10 38.20 34.83 10.93 32.06 314 259 PEAK	Blank
Avg	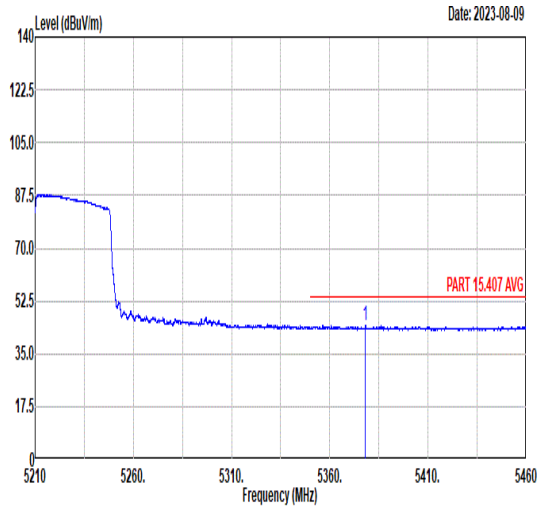 Freq Level Limit Line Margin Read Level Ant Factor Cable Loss Preamp Factor APos TPos Remark MHz dBuV/m dBuV/m dB dBuV dB/m dB dB cm deg 1 5378.15 44.61 54.00 -9.39 30.93 34.82 10.92 32.06 314 259 AVERAGE	Blank

Mode	26	
	Band Edge - L	
	U-NII-2A_5.25-5.35_ 802.11ac VHT80_CH58-5290MHz	
ANT	22	
Pol.	Horizontal	Fundamental
Peak	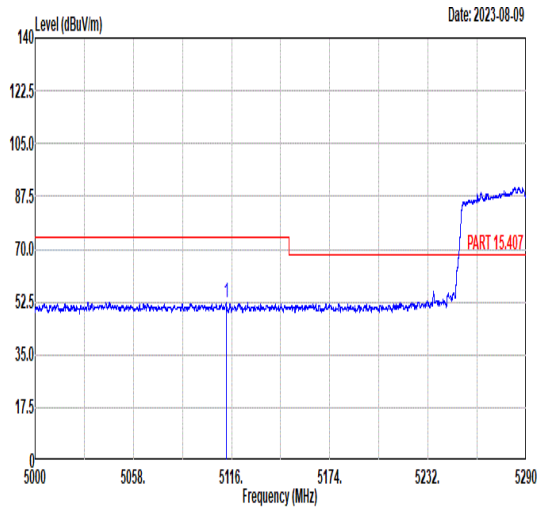 Freq Level Limit Line Margin Read Level Ant Factor Cable Loss Preamp Factor APos TPos Remark MHz dBuV/m dBuV/m dB dBuV dB/m dB dB cm deg 1 5112.98 52.46 74.00 -21.54 38.21 34.88 11.11 31.74 186 293 PEAK	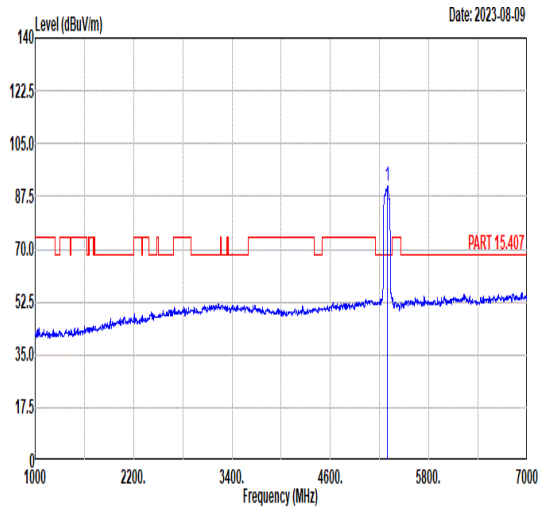 Freq Level Limit Line Margin Read Level Ant Factor Cable Loss Preamp Factor APos TPos Remark MHz dBuV/m dBuV/m dB dBuV dB/m dB dB cm deg 1 5290.00 90.72 ------ ------ 76.87 34.84 10.98 31.97 186 293 PEAK
Avg	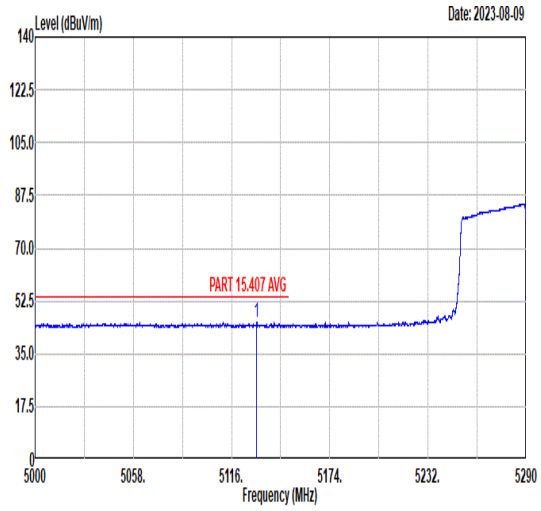 Freq Level Limit Line Margin Read Level Ant Factor Cable Loss Preamp Factor APos TPos Remark MHz dBuV/m dBuV/m dB dBuV dB/m dB dB cm deg 1 5130.94 45.55 54.00 -8.45 31.34 34.87 11.10 31.76 186 293 AVERAGE	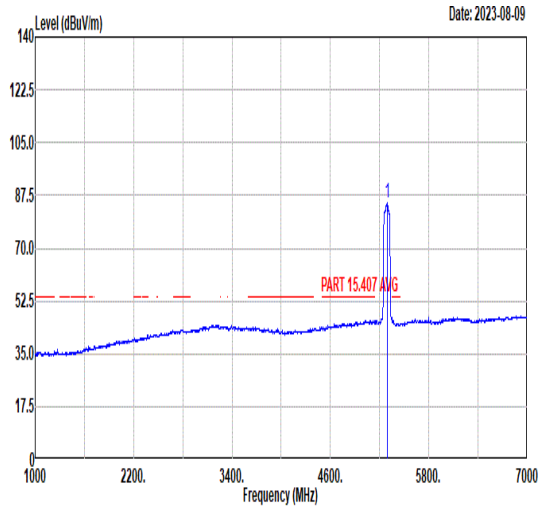 Freq Level Limit Line Margin Read Level Ant Factor Cable Loss Preamp Factor APos TPos Remark MHz dBuV/m dBuV/m dB dBuV dB/m dB dB cm deg 1 5290.00 84.85 ------ ------ 70.98 34.84 10.99 31.96 186 293 AVERAGE

Mode	26	
	Band Edge - R	
	U-NII-2A_5.25-5.35_ 802.11ac VHT80_CH58-5290MHz	
ANT	22	
Pol.	Horizontal	Fundamental
Peak	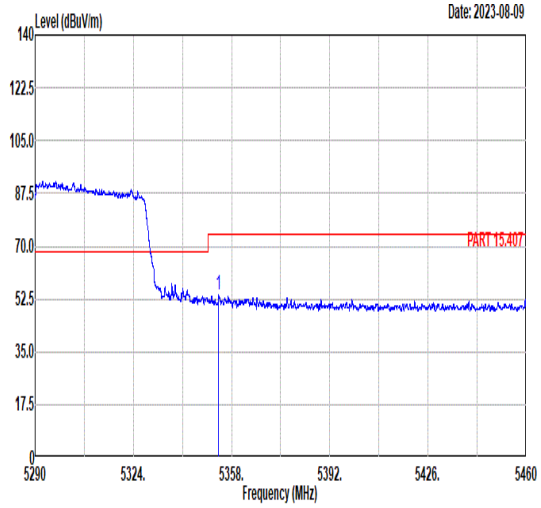 Freq Level Limit Line Margin Read Level Ant Factor Cable Loss Preamp Factor APos TPos Remark MHz dBuV/m dBuV/m dB dBuV dB/m dB dB cm deg 1 5353.51 53.96 74.00 -20.04 40.22 34.83 10.94 32.03 186 293 PEAK	Blank
Avg	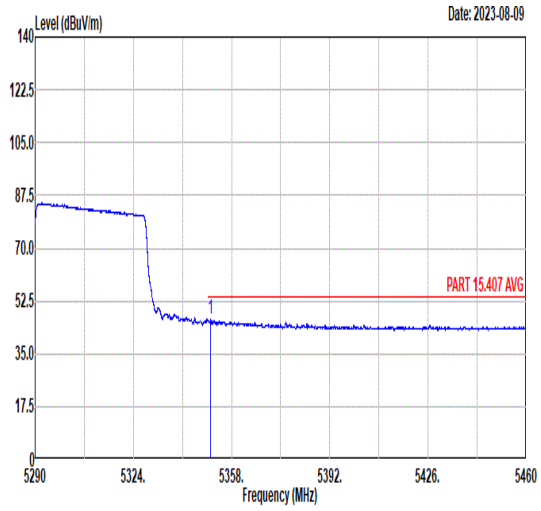 Freq Level Limit Line Margin Read Level Ant Factor Cable Loss Preamp Factor APos TPos Remark MHz dBuV/m dBuV/m dB dBuV dB/m dB dB cm deg 1 5350.79 46.54 54.00 -7.46 32.80 34.83 10.94 32.03 186 293 AVERAGE	Blank

Mode	26	
	Band Edge - L	
	U-NII-2A_5.25-5.35_ 802.11ac VHT80_CH58-5290MHz	
ANT	22	
Pol.	Vertical	Fundamental
Peak	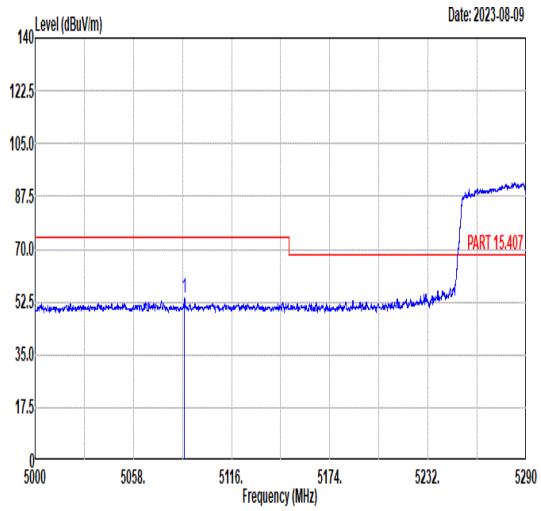 Freq Level Limit Line Margin Read Level Ant Factor Cable Loss Preamp Factor APos TPos Remark MHz dBuV/m dBuV/m dB dBuV dB/m dB dB cm deg 1 5088.02 53.97 74.00 -20.03 39.67 34.88 11.12 31.70 300 269 PEAK	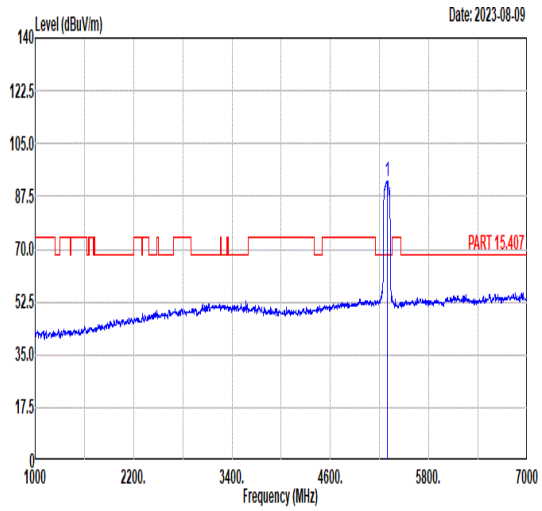 Freq Level Limit Line Margin Read Level Ant Factor Cable Loss Preamp Factor APos TPos Remark MHz dBuV/m dBuV/m dB dBuV dB/m dB dB cm deg 1 5290.00 92.39 ------ ------ 78.49 34.84 11.00 31.94 300 269 PEAK
Avg	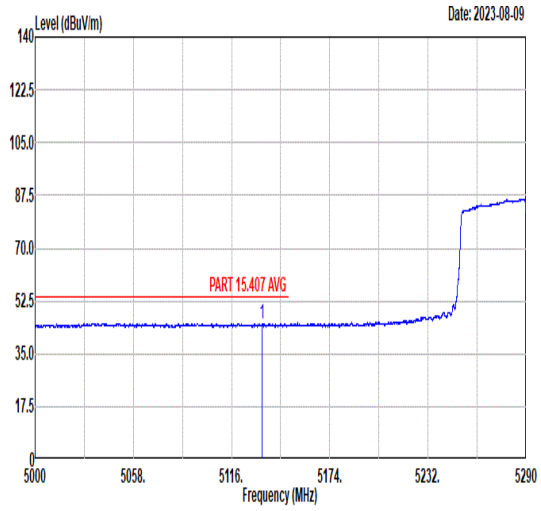 Freq Level Limit Line Margin Read Level Ant Factor Cable Loss Preamp Factor APos TPos Remark MHz dBuV/m dBuV/m dB dBuV dB/m dB dB cm deg 1 5134.15 45.15 54.00 -8.85 30.95 34.87 11.09 31.76 300 269 AVERAGE	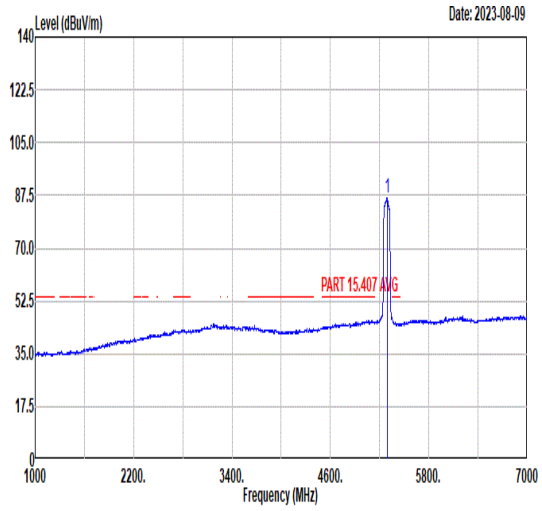 Freq Level Limit Line Margin Read Level Ant Factor Cable Loss Preamp Factor APos TPos Remark MHz dBuV/m dBuV/m dB dBuV dB/m dB dB cm deg 1 5290.00 86.68 ------ ------ 72.80 34.84 10.99 31.95 300 269 AVERAGE

Mode	26	
	Band Edge - R	
	U-NII-2A_5.25-5.35_ 802.11ac VHT80_CH58-5290MHz	
ANT	22	
Pol.	Vertical	Fundamental
Peak	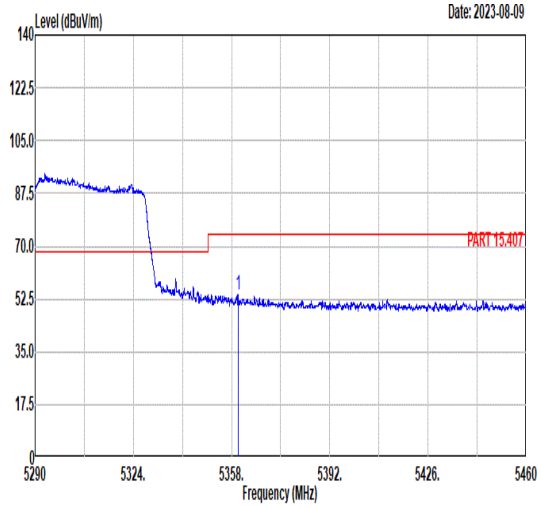 Freq Level Limit Line Margin Read Level Ant Factor Cable Loss Preamp Factor APos TPos Remark MHz dBuV/m dBuV/m dB dBuV dB/m dB dB cm deg 1 5360.30 54.02 74.00 -19.98 40.29 34.83 10.94 32.04 300 269 PEAK	Blank
Avg	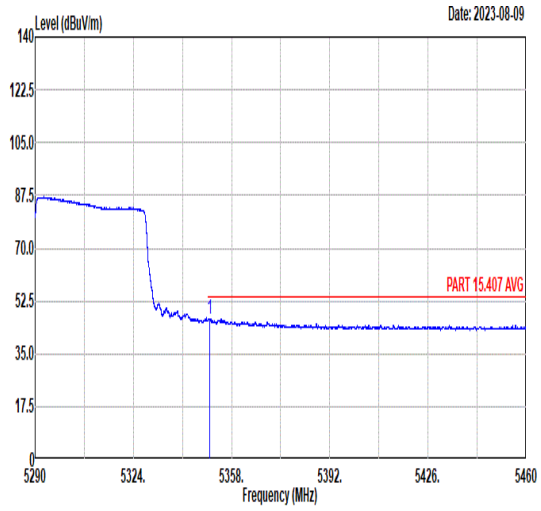 Freq Level Limit Line Margin Read Level Ant Factor Cable Loss Preamp Factor APos TPos Remark MHz dBuV/m dBuV/m dB dBuV dB/m dB dB cm deg 1 5350.44 46.52 54.00 -7.48 32.78 34.83 10.94 32.03 300 269 AVERAGE	Blank

Mode	27
	Band Edge - L
	U-NII-2C_5.47-5.725_ 802.11ac VHT80_CH106-5530MHz
ANT	22

Pol.	Horizontal	Fundamental
Peak	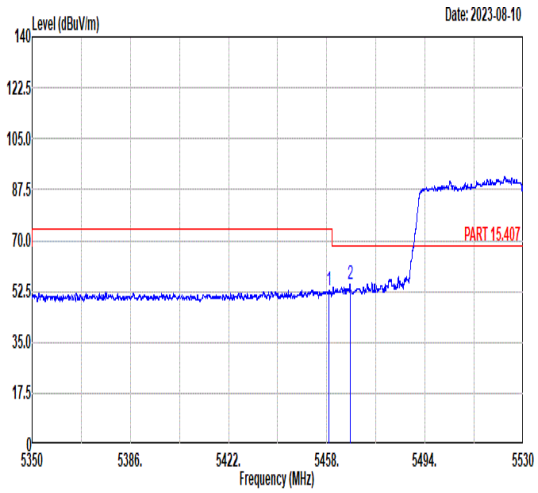 Freq Level Limit Line Margin Read Level Ant Factor Cable Loss Preamp Factor APos TPos Remark 1 5458.81 52.94 74.00 -21.06 39.17 34.81 11.12 32.16 222 288 PEAK 2 5466.55 54.95 68.30 -13.35 41.16 34.81 11.15 32.17 222 288 PEAK	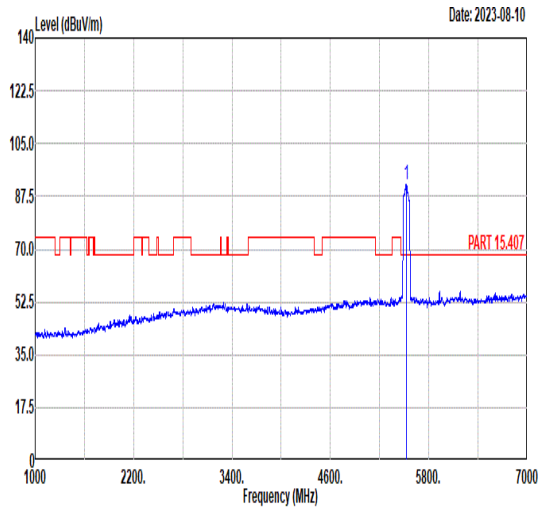 Freq Level Limit Line Margin Read Level Ant Factor Cable Loss Preamp Factor APos TPos Remark 1 5530.00 91.64 ------ ------ 77.67 34.83 11.37 32.23 222 288 PEAK
Avg	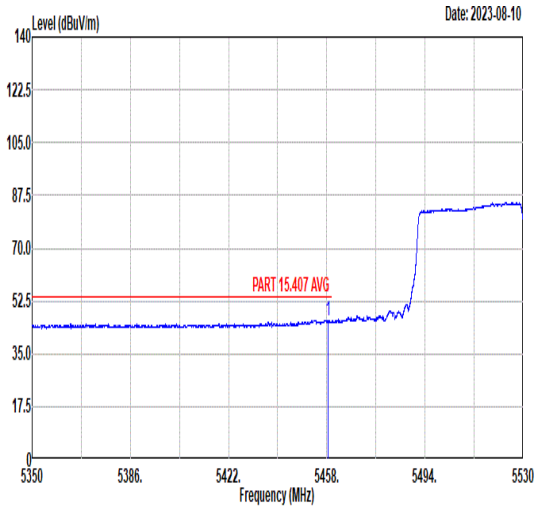 Freq Level Limit Line Margin Read Level Ant Factor Cable Loss Preamp Factor APos TPos Remark 1 5458.47 46.19 54.00 -7.81 32.43 34.81 11.11 32.16 222 288 AVERAGE	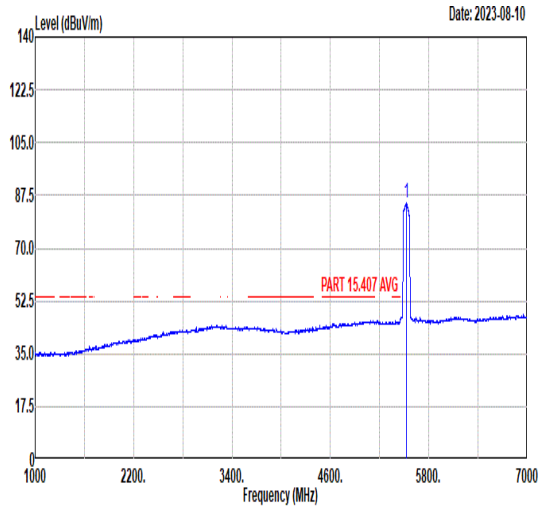 Freq Level Limit Line Margin Read Level Ant Factor Cable Loss Preamp Factor APos TPos Remark 1 5530.00 84.85 ------ ------ 70.84 34.84 11.40 32.23 222 288 AVERAGE

Mode	27	
	Band Edge - R	
	U-NII-2C_5.47-5.725_ 802.11ac VHT80_CH106-5530MHz	
ANT	22	
Pol.	Horizontal	Fundamental
Peak	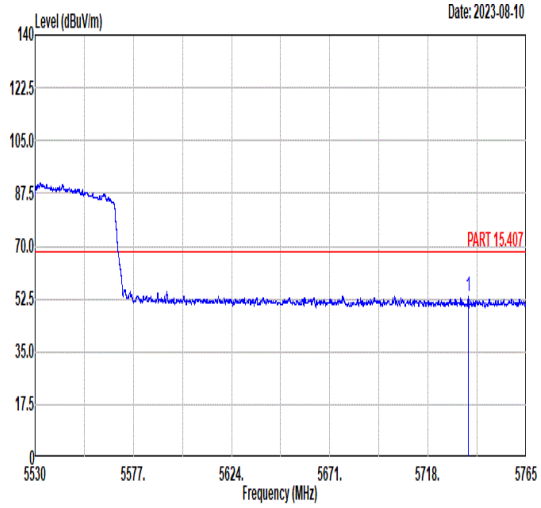 Freq Level Limit Line Margin Read Level Ant Factor Cable Loss Preamp Factor APos TPos Remark MHz dBuV/m dBuV/m dB dBuV dB/m dB dB cm deg 1 5737.34 53.39 68.30 -14.91 39.01 35.13 11.65 32.40 222 288 PEAK	Blank

Mode	27
	Band Edge - L
	U-NII-2C_5.47-5.725_ 802.11ac VHT80_CH106-5530MHz
ANT	22

Pol.	Vertical	Fundamental
Peak	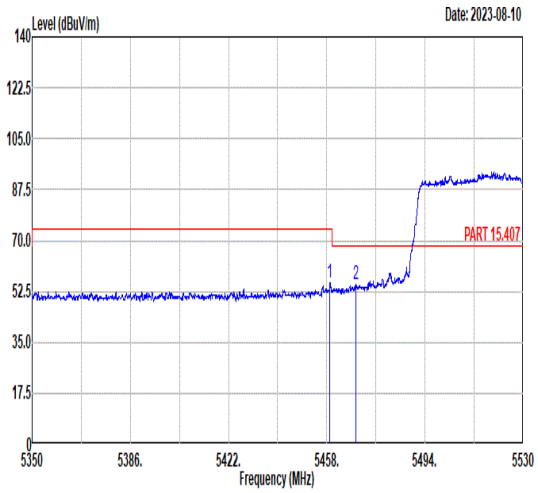 Freq Level Limit Line Margin Read Level Ant Factor Cable Loss Preamp Factor APos TPos Remark MHz dBuV/m dBuV/m dB dBuV dB/m dB dB cm deg 1 5459.17 55.29 74.00 -18.71 41.52 34.81 11.12 32.16 306 271 PEAK 2 5468.71 54.71 68.30 -13.59 40.92 34.81 11.16 32.18 306 271 PEAK	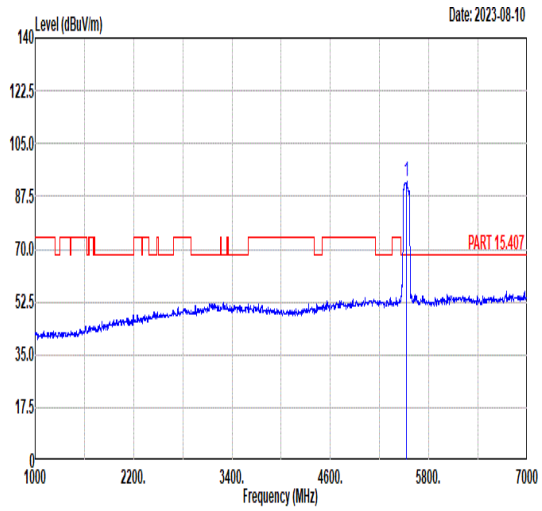 Freq Level Limit Line Margin Read Level Ant Factor Cable Loss Preamp Factor APos TPos Remark MHz dBuV/m dBuV/m dB dBuV dB/m dB dB cm deg 1 5530.00 92.27 ------ ------ 78.24 34.85 11.42 32.24 306 271 PEAK
Avg	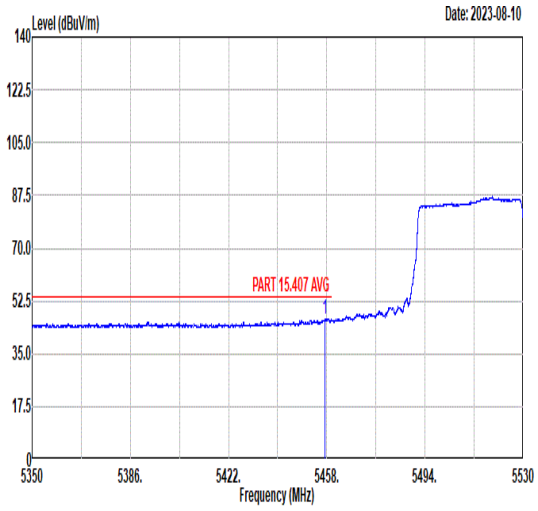 Freq Level Limit Line Margin Read Level Ant Factor Cable Loss Preamp Factor APos TPos Remark MHz dBuV/m dBuV/m dB dBuV dB/m dB dB cm deg 1 5457.39 46.59 54.00 -7.41 32.83 34.81 11.11 32.16 306 271 AVERAGE	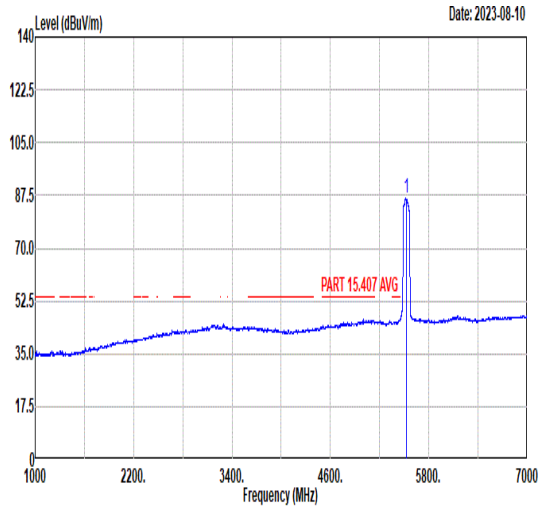 Freq Level Limit Line Margin Read Level Ant Factor Cable Loss Preamp Factor APos TPos Remark MHz dBuV/m dBuV/m dB dBuV dB/m dB dB cm deg 1 5530.00 86.73 ------ ------ 72.78 34.82 11.35 32.22 306 271 AVERAGE

Mode	27	
	Band Edge - R	
	U-NII-2C_5.47-5.725_ 802.11ac VHT80_CH106-5530MHz	
ANT	22	
Pol.	Vertical	Fundamental
Peak	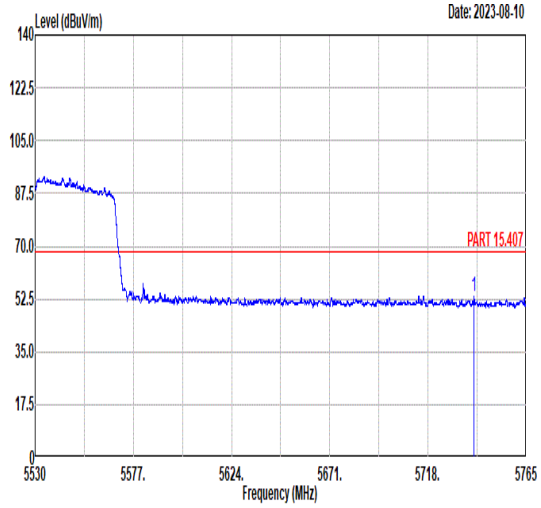 Freq Level Limit Line Margin Read Level Ant Factor Cable Loss Preamp Factor APos TPos Remark MHz dBuV/m dBuV/m dB dBuV dB/m dB dB cm deg 1 5740.00 53.10 68.30 -15.20 38.71 35.14 11.65 32.40 306 271 PEAK	Blank

Mode	28
	Band Edge - L
	U-NII-2C_5.47-5.725_ 802.11ac VHT80_CH122-5610MHz
ANT	22

Pol.	Horizontal	Fundamental
Peak	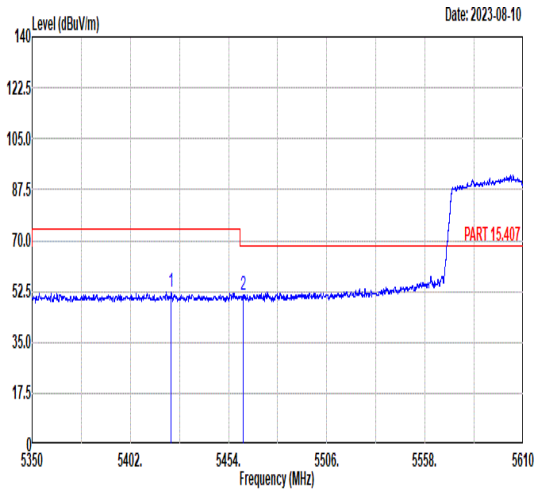 Freq Level Limit Line Margin Read Level Ant Factor Cable Loss Preamp Factor APos TPos Remark MHz dBuV/m dBuV/m dB dBuV dB/m dB dB cm deg 1 5423.48 52.07 74.00 -21.93 38.40 34.82 10.97 32.12 100 295 PEAK 2 5461.93 51.45 68.30 -16.85 37.68 34.81 11.13 32.17 100 295 PEAK	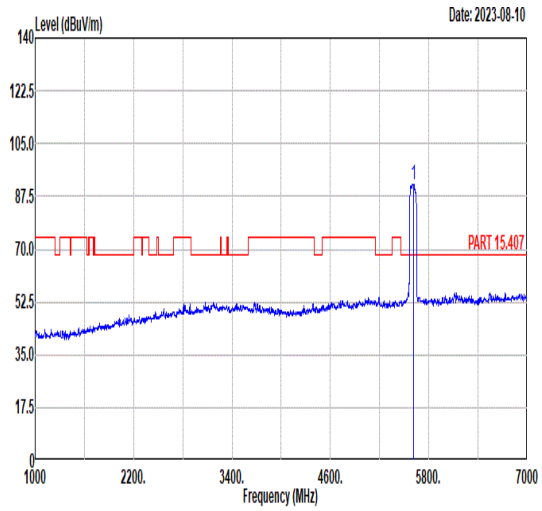 Freq Level Limit Line Margin Read Level Ant Factor Cable Loss Preamp Factor APos TPos Remark MHz dBuV/m dBuV/m dB dBuV dB/m dB dB cm deg 1 5610.00 91.63 ------ ------ 77.28 34.94 11.70 32.29 100 295 PEAK
Avg	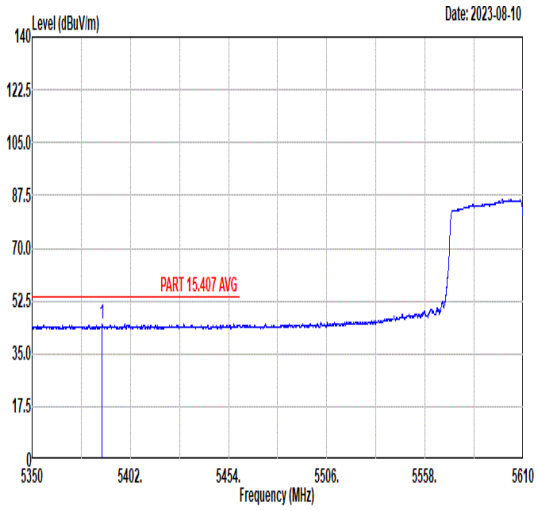 Freq Level Limit Line Margin Read Level Ant Factor Cable Loss Preamp Factor APos TPos Remark MHz dBuV/m dBuV/m dB dBuV dB/m dB dB cm deg 1 5387.05 44.77 54.00 -9.23 31.10 34.82 10.92 32.07 100 295 AVERAGE	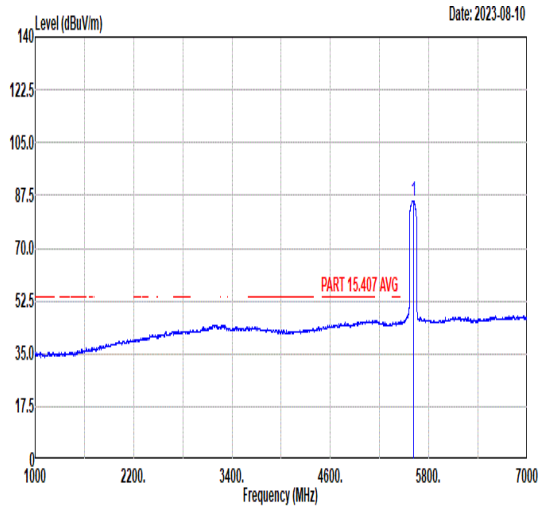 Freq Level Limit Line Margin Read Level Ant Factor Cable Loss Preamp Factor APos TPos Remark MHz dBuV/m dBuV/m dB dBuV dB/m dB dB cm deg 1 5610.00 85.68 ------ ------ 71.33 34.94 11.70 32.29 100 295 AVERAGE

Mode	28	
	Band Edge - R	
	U-NII-2C_5.47-5.725_ 802.11ac VHT80_CH122-5610MHz	
ANT	22	
Pol.	Horizontal	Fundamental
Peak	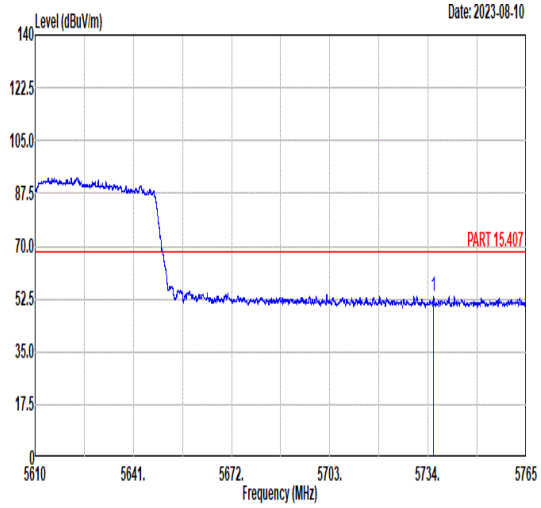 Freq Level Limit Line Margin Read Level Ant Factor Cable Loss Preamp Factor APos TPos Remark MHz dBuV/m dBuV/m dB dBuV dB/m dB dB cm deg 1 5735.78 53.25 68.30 -15.05 38.86 35.13 11.65 32.39 100 295 PEAK	Blank

Mode	28
	Band Edge - L
	U-NII-2C_5.47-5.725_ 802.11ac VHT80_CH122-5610MHz
ANT	22

Pol.	Vertical	Fundamental
Peak	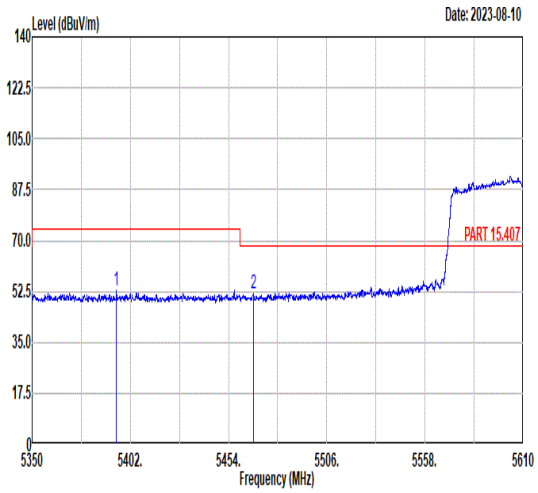 Freq Level Limit Line Margin Read Level Ant Factor Cable Loss Preamp Factor APos TPos Remark 1 5394.59 52.88 74.00 -21.12 39.23 34.82 10.91 32.08 214 278 PEAK 2 5467.13 51.99 68.30 -16.31 38.20 34.81 11.15 32.17 214 278 PEAK	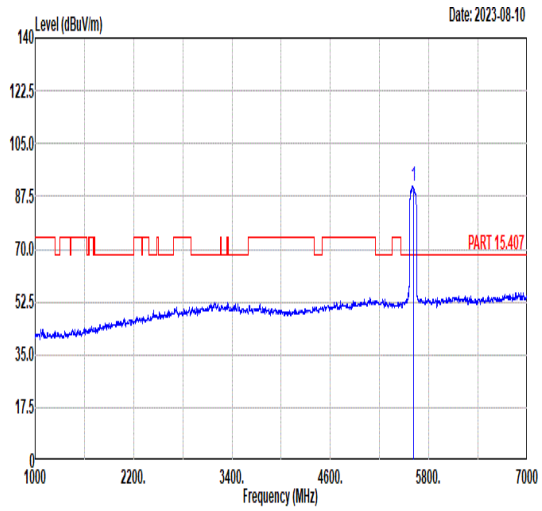 Freq Level Limit Line Margin Read Level Ant Factor Cable Loss Preamp Factor APos TPos Remark 1 5610.00 90.76 ------ ------ 76.41 34.94 11.70 32.29 214 278 PEAK
Avg	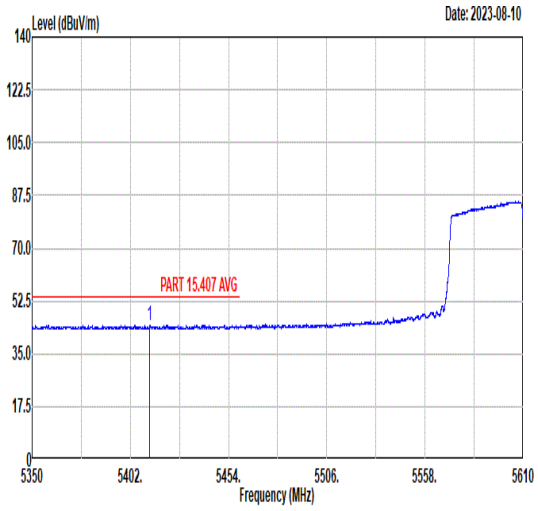 Freq Level Limit Line Margin Read Level Ant Factor Cable Loss Preamp Factor APos TPos Remark 1 5412.27 44.49 54.00 -9.51 30.86 34.82 10.92 32.11 214 278 AVERAGE	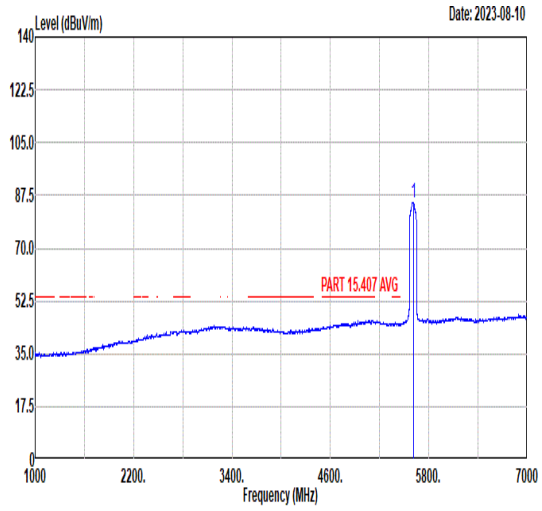 Freq Level Limit Line Margin Read Level Ant Factor Cable Loss Preamp Factor APos TPos Remark 1 5610.00 85.15 ------ ------ 70.78 34.95 11.71 32.29 214 278 AVERAGE

Mode	28	
	Band Edge - R	
	U-NII-2C_5.47-5.725_ 802.11ac VHT80_CH122-5610MHz	
ANT	22	
Pol.	Vertical	Fundamental
Peak	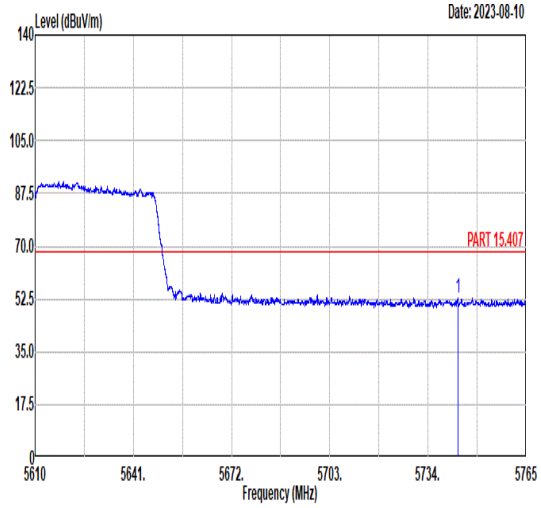 Freq Level Limit Line Margin Read Level Ant Factor Cable Loss Preamp Factor APos TPos Remark MHz dBuV/m dBuV/m dB dBuV dB/m dB dB cm deg 1 5743.39 52.70 68.30 -15.60 38.32 35.14 11.64 32.40 214 278 PEAK	Blank

Mode	29	
	Band Edge	
	U-NII-3_5.725-5.85_802.11a_CH149_5745MHz	
ANT	22	
Pol.	Horizontal	Fundamental
Peak	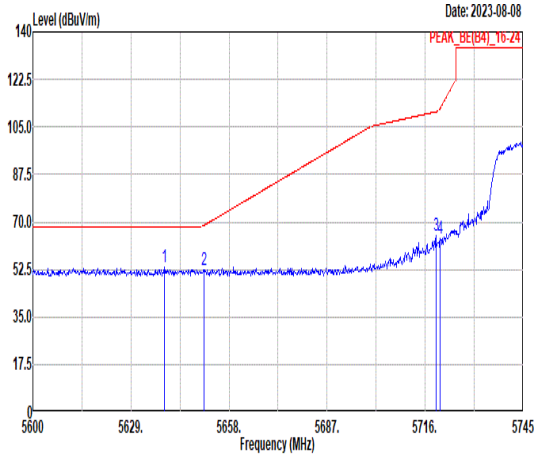 Freq Level Limit Line Margin Read Level Ant Factor Cable Loss Preamp Factor APos TPos Remark MHz dBuV/m dBuV/m dB dBuV dB/m dB dB cm deg 1 5638.86 53.48 68.30 -14.82 39.12 34.99 11.69 32.32 176 125 PEAK 2 5650.61 52.28 68.75 -16.47 37.91 35.01 11.69 32.33 176 125 PEAK 3 5719.19 65.24 110.57 -45.33 50.85 35.11 11.66 32.38 176 125 PEAK 4 5720.35 63.97 111.60 -47.63 49.58 35.11 11.66 32.38 176 125 PEAK	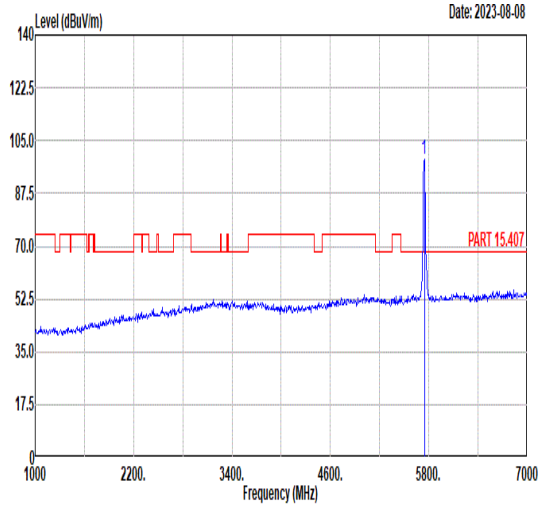 Freq Level Limit Line Margin Read Level Ant Factor Cable Loss Preamp Factor APos TPos Remark MHz dBuV/m dBuV/m dB dBuV dB/m dB dB cm deg 1 5745.00 98.71 ------ ------ 84.33 35.14 11.64 32.40 176 125 PEAK
Avg	Blank	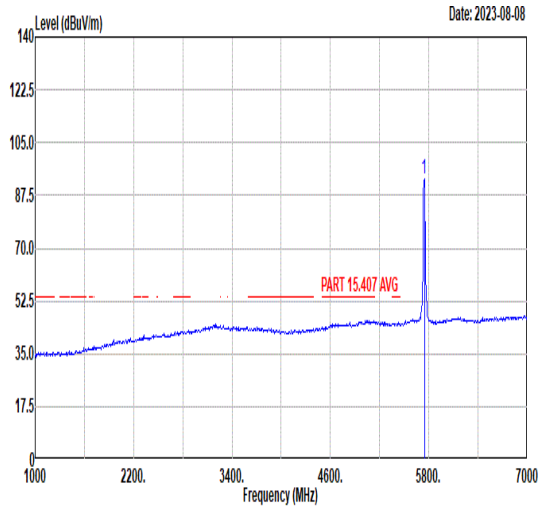 Freq Level Limit Line Margin Read Level Ant Factor Cable Loss Preamp Factor APos TPos Remark MHz dBuV/m dBuV/m dB dBuV dB/m dB dB cm deg 1 5745.00 93.02 ------ ------ 78.64 35.14 11.64 32.40 176 125 AVERAGE

Mode	29	
	Band Edge	
	U-NII-3_5.725-5.85_802.11a_CH149_5745MHz	
ANT	22	
Pol.	Vertical	Fundamental
Peak	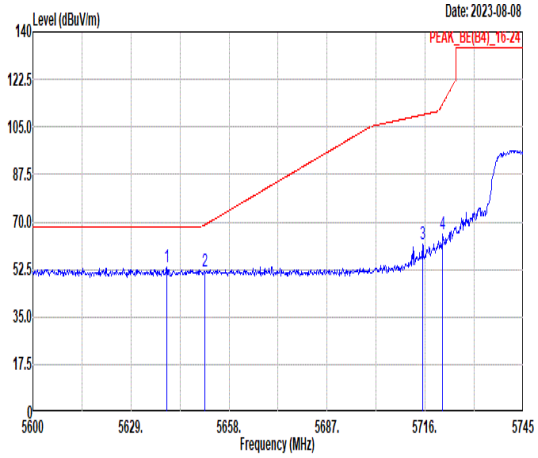 Freq Level Limit Line Margin Read Level Ant Factor Cable Loss Preamp Factor APos TPos Remark MHz dBuV/m dBuV/m dB dBuV dB/m dB dB cm deg 1 5639.59 53.13 68.30 -15.17 38.76 35.00 11.69 32.32 200 118 PEAK 2 5650.75 51.97 68.86 -16.89 37.60 35.01 11.69 32.33 200 118 PEAK 3 5715.28 61.55 109.48 -47.93 47.17 35.10 11.66 32.38 200 118 PEAK 4 5721.22 65.68 113.58 -47.90 51.30 35.11 11.65 32.38 200 118 PEAK	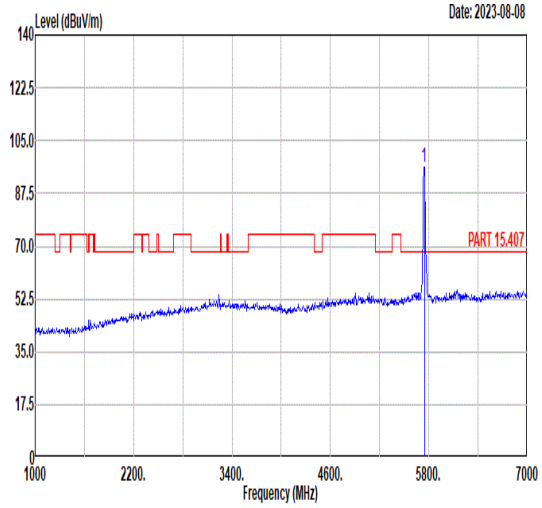 Freq Level Limit Line Margin Read Level Ant Factor Cable Loss Preamp Factor APos TPos Remark MHz dBuV/m dBuV/m dB dBuV dB/m dB dB cm deg 1 5745.00 96.12 ------ ------ 81.74 35.14 11.64 32.40 200 118 PEAK
Avg	Blank	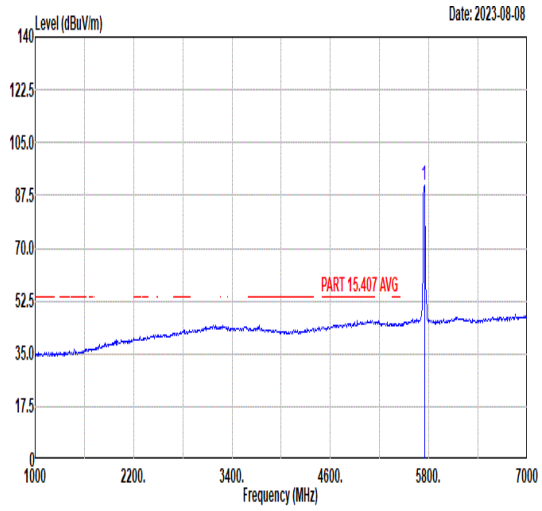 Freq Level Limit Line Margin Read Level Ant Factor Cable Loss Preamp Factor APos TPos Remark MHz dBuV/m dBuV/m dB dBuV dB/m dB dB cm deg 1 5745.00 90.70 ------ ------ 76.32 35.14 11.64 32.40 200 118 AVERAGE

Mode	29	
	Harmonic	
	U-NII-3_5.725-5.85_802.11a_CH149_5745MHz	
ANT	22	
Pol.	Horizontal	Vertical
Peak Avg	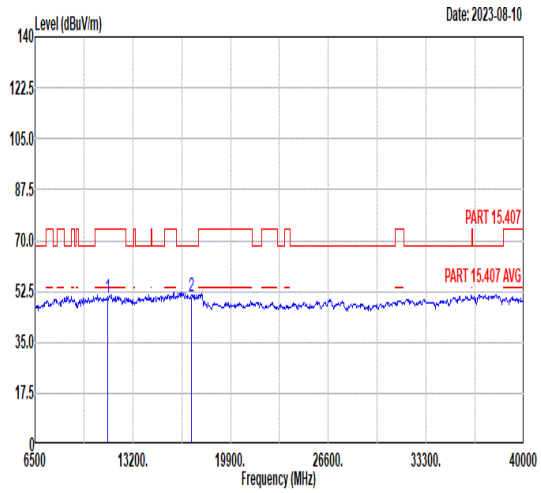 Freq Level Limit Line Margin Read Level Ant Factor Cable Loss Preamp Factor APos TPos Remark MHz dBuV/m dBuV/m dB dBuV dB/m dB dB cm deg 1 11490.00 50.31 74.00 -23.69 46.39 39.79 14.83 50.70 -- -- Peak 2 17235.00 50.86 68.30 -17.44 42.81 42.41 17.57 51.93 -- -- Peak	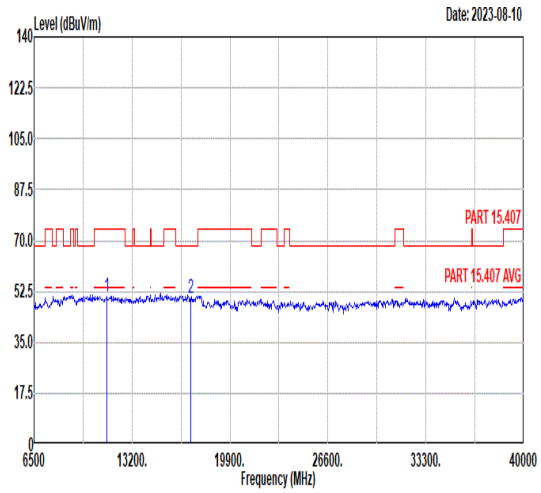 Freq Level Limit Line Margin Read Level Ant Factor Cable Loss Preamp Factor APos TPos Remark MHz dBuV/m dBuV/m dB dBuV dB/m dB dB cm deg 1 11490.00 50.50 74.00 -23.50 46.58 39.79 14.83 50.70 -- -- Peak 2 17235.00 50.41 68.30 -17.89 42.36 42.41 17.57 51.93 -- -- Peak

Mode	30	
	Harmonic	
	U-NII-3_5.725-5.85_802.11a_CH157_5785MHz	
ANT	22	
Pol.	Horizontal	Vertical
Peak Avg	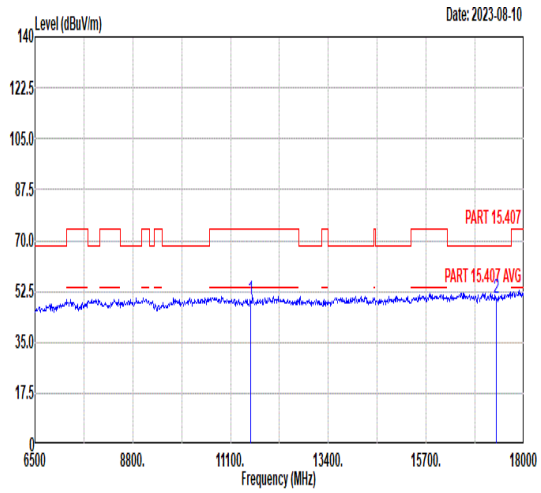 Freq Level Limit Line Margin Read Level Ant Factor Cable Loss Preamp Factor APos TPos Remark MHz dBuV/m dBuV/m dB dBuV dB/m dB dB cm deg 1 11570.00 49.87 74.00 -24.13 45.79 39.86 14.88 50.66 -- -- Peak 2 17355.00 50.02 68.30 -18.28 42.11 42.36 17.60 52.05 -- -- Peak	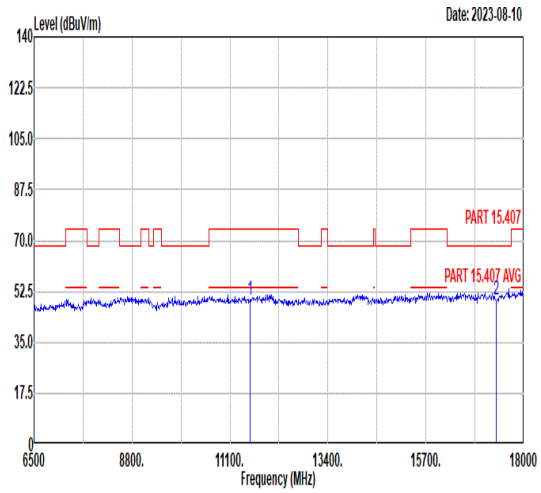 Freq Level Limit Line Margin Read Level Ant Factor Cable Loss Preamp Factor APos TPos Remark MHz dBuV/m dBuV/m dB dBuV dB/m dB dB cm deg 1 11570.00 49.63 74.00 -24.37 45.55 39.86 14.88 50.66 -- -- Peak 2 17355.00 49.67 68.30 -18.63 41.76 42.36 17.60 52.05 -- -- Peak

Mode	31	
	Band Edge	
	U-NII-3_5.725-5.85_802.11a_CH165_5825MHz	
ANT	22	
Pol.	Horizontal	Fundamental
Peak	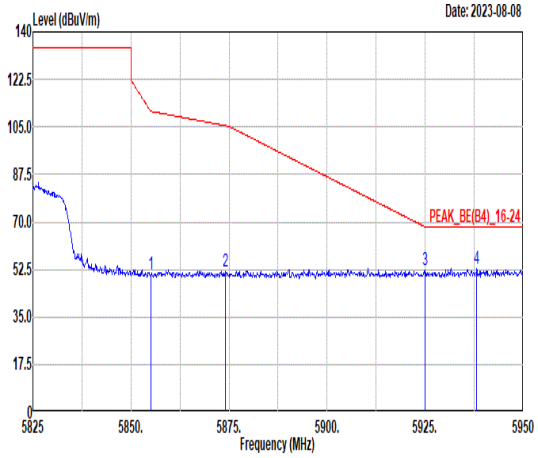 Freq Level Limit Line Margin Read Level Ant Factor Cable Loss Preamp Factor APos TPos Remark MHz dBuV/m dBuV/m dB dBuV dB/m dB dB cm deg 1 5855.00 50.88 110.80 -59.92 36.55 35.30 11.52 32.49 100 0 PEAK 2 5874.00 51.54 105.48 -53.94 37.23 35.32 11.49 32.50 100 0 PEAK 3 5924.88 52.05 68.29 -16.24 37.80 35.39 11.40 32.54 100 0 PEAK 4 5938.13 52.63 68.30 -15.67 38.39 35.41 11.38 32.55 100 0 PEAK	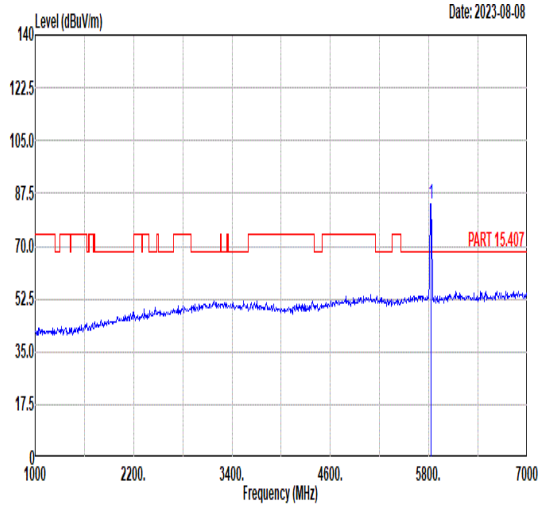 Freq Level Limit Line Margin Read Level Ant Factor Cable Loss Preamp Factor APos TPos Remark MHz dBuV/m dBuV/m dB dBuV dB/m dB dB cm deg 1 5825.00 83.81 ------ ------ 69.44 35.25 11.58 32.46 100 0 PEAK
Avg	Blank	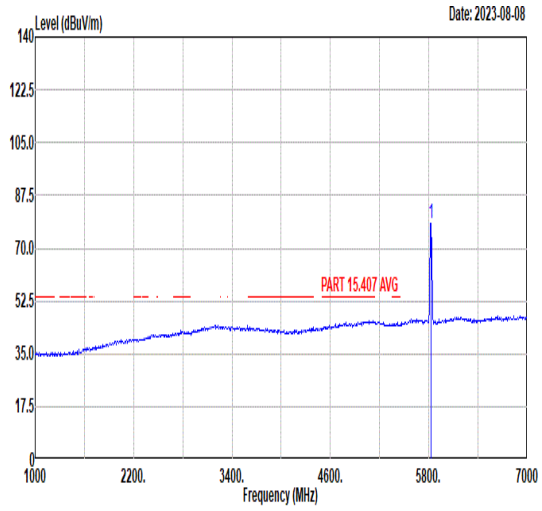 Freq Level Limit Line Margin Read Level Ant Factor Cable Loss Preamp Factor APos TPos Remark MHz dBuV/m dBuV/m dB dBuV dB/m dB dB cm deg 1 5825.00 78.42 ------ ------ 64.06 35.25 11.57 32.46 100 0 AVERAGE

Mode	31	
	Band Edge	
	U-NII-3_5.725-5.85_802.11a_CH165_5825MHz	
ANT	22	
Pol.	Vertical	Fundamental
Peak	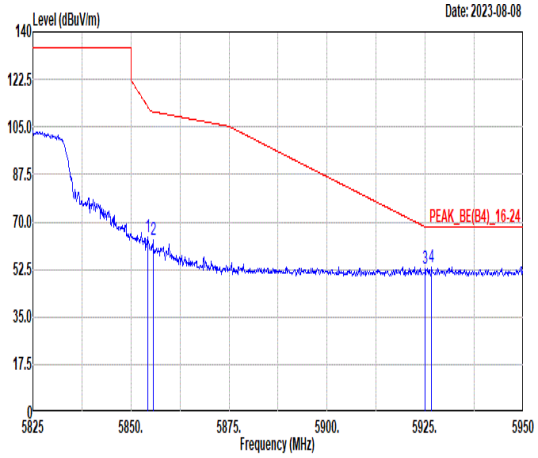 Freq Level Limit Line Margin Read Level Ant Factor Cable Loss Preamp Factor APos TPos Remark MHz dBuV/m dBuV/m dB dBuV dB/m dB dB cm deg 1 5854.38 64.47 112.22 -47.75 50.14 35.30 11.52 32.49 200 360 PEAK 2 5855.63 63.50 110.62 -47.12 49.17 35.30 11.52 32.49 200 360 PEAK 3 5925.00 52.64 68.20 -15.56 38.38 35.40 11.40 32.54 200 360 PEAK 4 5926.63 53.38 68.30 -14.92 39.12 35.40 11.40 32.54 200 360 PEAK	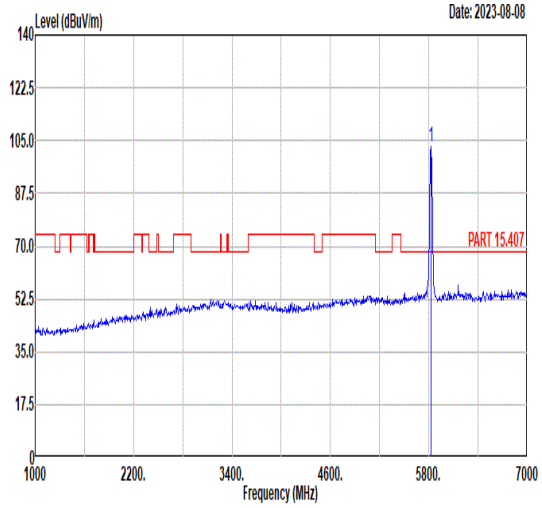 Freq Level Limit Line Margin Read Level Ant Factor Cable Loss Preamp Factor APos TPos Remark MHz dBuV/m dBuV/m dB dBuV dB/m dB dB cm deg 1 5825.00 102.84 ------ ------ 88.48 35.25 11.57 32.46 200 360 PEAK
Avg	Blank	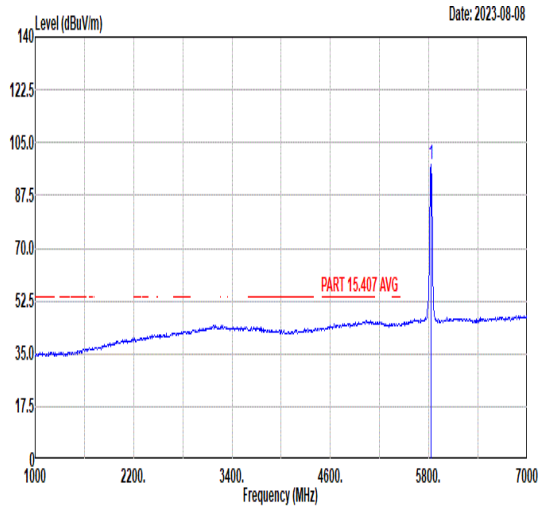 Freq Level Limit Line Margin Read Level Ant Factor Cable Loss Preamp Factor APos TPos Remark MHz dBuV/m dBuV/m dB dBuV dB/m dB dB cm deg 1 5825.00 97.68 ------ ------ 83.32 35.25 11.57 32.46 200 360 AVERAGE

Mode	31	
	Harmonic	
	U-NII-3_5.725-5.85_802.11a_CH165_5825MHz	
ANT	22	
Pol.	Horizontal	Vertical
Peak Avg	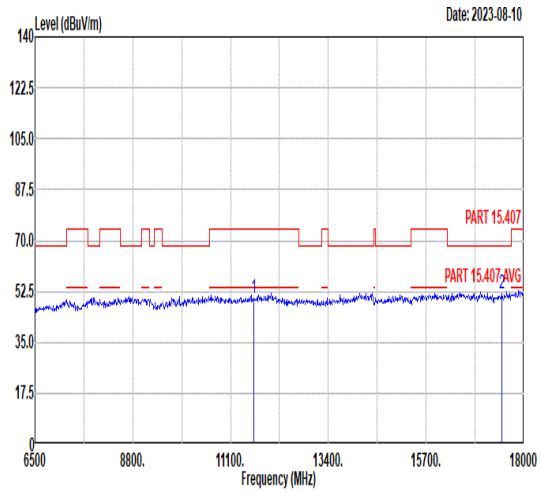 Freq Level Limit Line Margin Read Level Ant Factor Cable Loss Preamp Factor APos TPos Remark MHz dBuV/m dBuV/m dB dBuV dB/m dB dB cm deg 1 11650.00 50.39 74.00 -23.61 46.15 39.92 14.93 50.61 -- -- Peak 2 17475.00 51.52 68.30 -16.78 43.75 42.31 17.63 52.17 -- -- Peak	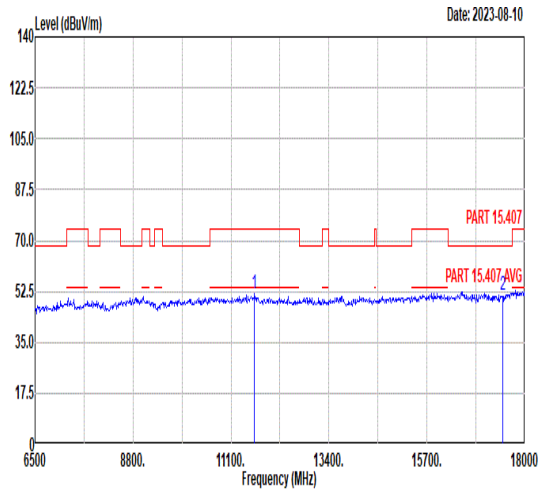 Freq Level Limit Line Margin Read Level Ant Factor Cable Loss Preamp Factor APos TPos Remark MHz dBuV/m dBuV/m dB dBuV dB/m dB dB cm deg 1 11650.00 51.63 74.00 -22.37 47.39 39.92 14.93 50.61 -- -- Peak 2 17475.00 51.41 68.30 -16.89 43.64 42.31 17.63 52.17 -- -- Peak

Mode	32	
	Band Edge	
	U-NII-3_5.725-5.85_802.11n HT20_CH149-5745MHz	
ANT	22	
Pol.	Horizontal	Fundamental
Peak	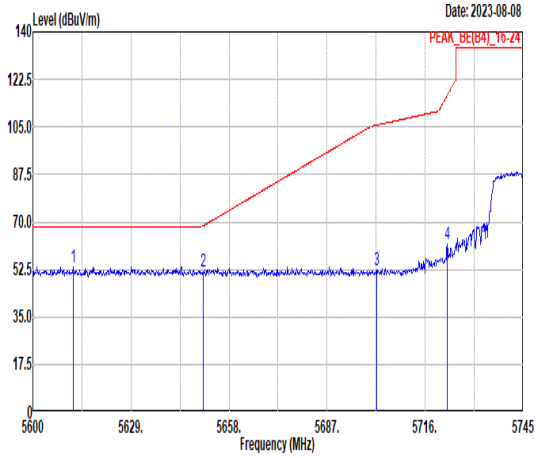 Freq Level Limit Line Margin Read Level Ant Factor Cable Loss Preamp Factor APos TPos Remark MHz dBuV/m dBuV/m dB dBuV dB/m dB dB cm deg 1 5611.89 53.34 68.30 -14.96 38.97 34.96 11.71 32.30 300 178 PEAK 2 5650.32 52.01 68.53 -16.52 37.64 35.01 11.69 32.33 300 178 PEAK 3 5701.65 52.40 105.66 -53.26 38.03 35.08 11.66 32.37 300 178 PEAK 4 5722.53 61.58 116.56 -54.98 47.20 35.11 11.65 32.38 300 178 PEAK	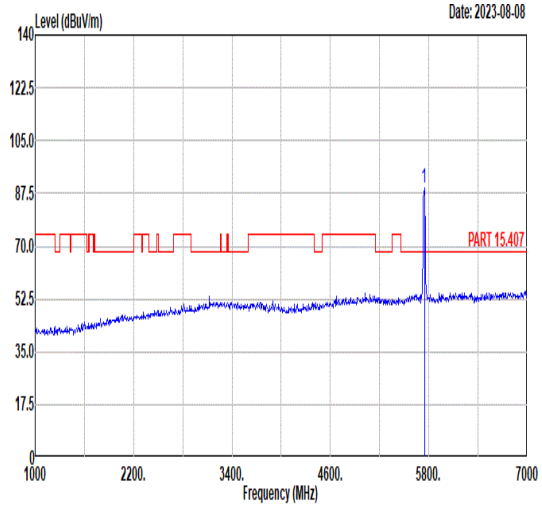 Freq Level Limit Line Margin Read Level Ant Factor Cable Loss Preamp Factor APos TPos Remark MHz dBuV/m dBuV/m dB dBuV dB/m dB dB cm deg 1 5745.00 89.15 ------ ------ 74.77 35.14 11.64 32.40 300 178 PEAK
Avg	Blank	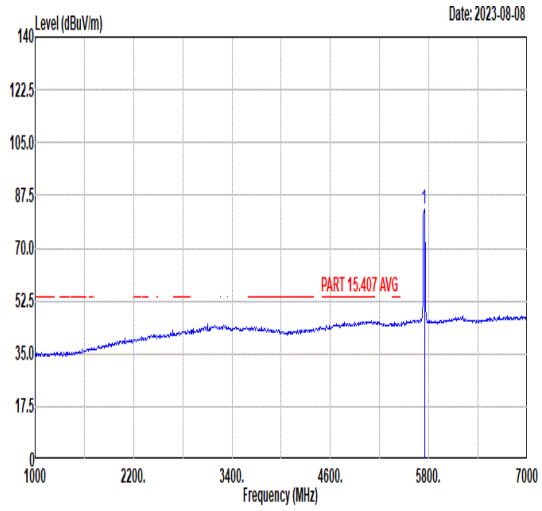 Freq Level Limit Line Margin Read Level Ant Factor Cable Loss Preamp Factor APos TPos Remark MHz dBuV/m dBuV/m dB dBuV dB/m dB dB cm deg 1 5745.00 82.95 ------ ------ 68.57 35.14 11.64 32.40 300 178 AVERAGE

Mode	32	
	Band Edge	
	U-NII-3_5.725-5.85_802.11n HT20_CH149-5745MHz	
ANT	22	
Pol.	Vertical	Fundamental
Peak	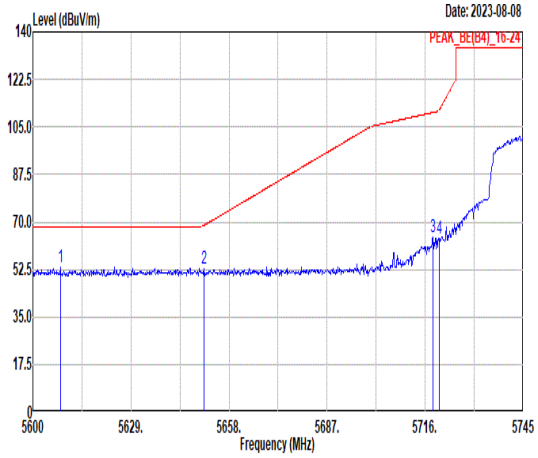 Freq Level Limit Line Margin Read Level Ant Factor Cable Loss Preamp Factor APos TPos Remark MHz dBuV/m dBuV/m dB dBuV dB/m dB dB cm deg 1 5608.12 53.12 68.30 -15.18 38.75 34.95 11.71 32.29 200 311 PEAK 2 5650.61 52.79 68.75 -15.96 38.42 35.01 11.69 32.33 200 311 PEAK 3 5718.32 64.52 110.33 -45.81 50.13 35.11 11.66 32.38 200 311 PEAK 4 5720.21 63.71 111.27 -47.56 49.32 35.11 11.66 32.38 200 311 PEAK	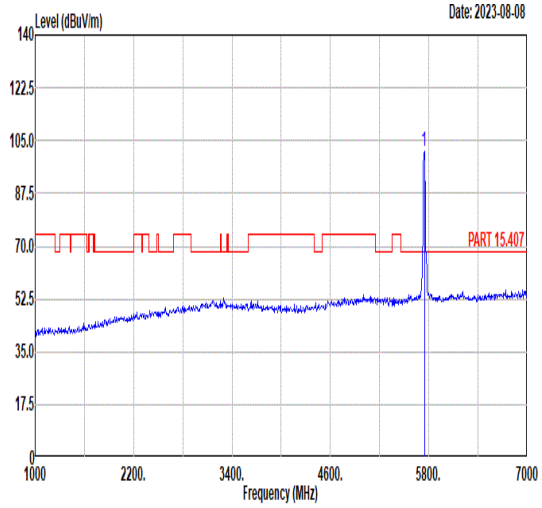 Freq Level Limit Line Margin Read Level Ant Factor Cable Loss Preamp Factor APos TPos Remark MHz dBuV/m dBuV/m dB dBuV dB/m dB dB cm deg 1 5745.00 101.55 ------ ------ 87.17 35.14 11.64 32.40 200 311 PEAK
Avg	Blank	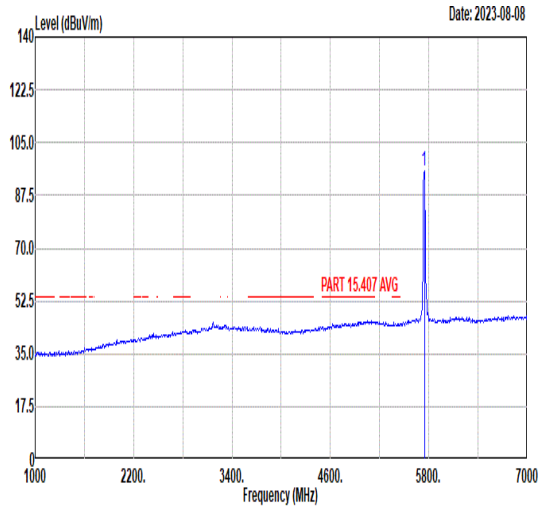 Freq Level Limit Line Margin Read Level Ant Factor Cable Loss Preamp Factor APos TPos Remark MHz dBuV/m dBuV/m dB dBuV dB/m dB dB cm deg 1 5745.00 95.42 ------ ------ 81.04 35.14 11.64 32.40 200 311 AVERAGE

Mode	32	
	Harmonic	
	U-NII-3_5.725-5.85_802.11n HT20_CH149-5745MHz	
ANT	22	
Pol.	Horizontal	Vertical
Peak Avg	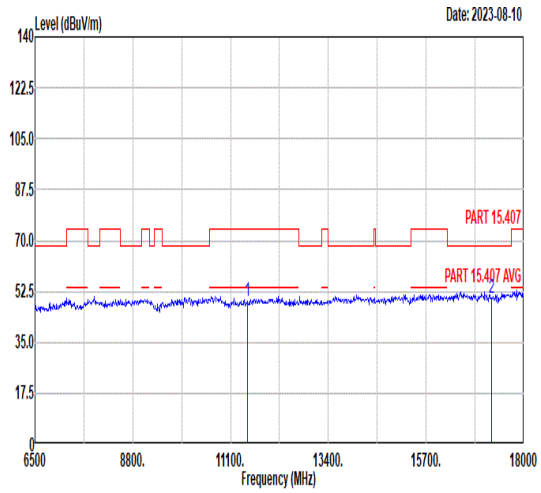 Freq Level Limit Line Margin Read Level Ant Factor Cable Loss Preamp Factor APos TPos Remark MHz dBuV/m dBuV/m dB dBuV dB/m dB dB cm deg 1 11490.00 49.17 74.00 -24.83 45.25 39.79 14.83 50.70 -- -- Peak 2 17235.00 50.39 68.30 -17.91 42.34 42.41 17.57 51.93 -- -- Peak	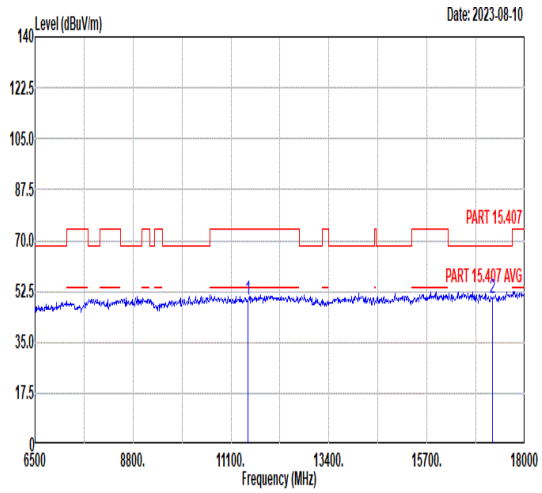 Freq Level Limit Line Margin Read Level Ant Factor Cable Loss Preamp Factor APos TPos Remark MHz dBuV/m dBuV/m dB dBuV dB/m dB dB cm deg 1 11490.00 49.82 74.00 -24.18 45.90 39.79 14.83 50.70 -- -- Peak 2 17235.00 50.16 68.30 -18.14 42.11 42.41 17.57 51.93 -- -- Peak

Mode	33	
	Harmonic	
	U-NII-3_5.725-5.85_802.11n HT20_CH157-5785MHz	
ANT	22	
Pol.	Horizontal	Vertical
Peak Avg	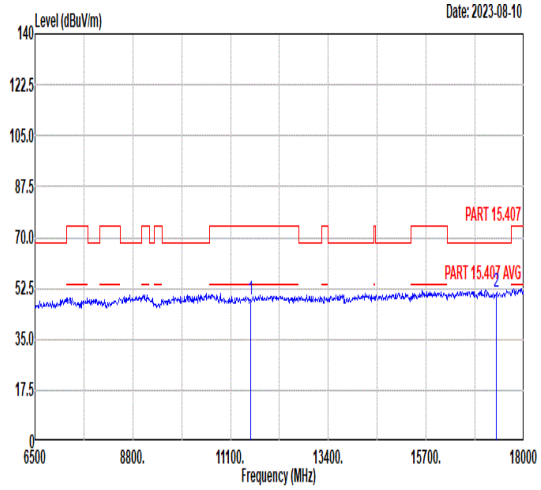 Freq Level Limit Line Margin Read Level Ant Factor Cable Loss Preamp Factor APos TPos Remark MHz dBuV/m dBuV/m dB dBuV dB/m dB dB cm deg 1 11570.00 48.62 74.00 -25.38 44.54 39.86 14.88 50.66 -- -- Peak 2 17355.00 51.05 68.30 -17.25 43.14 42.36 17.60 52.05 -- -- Peak	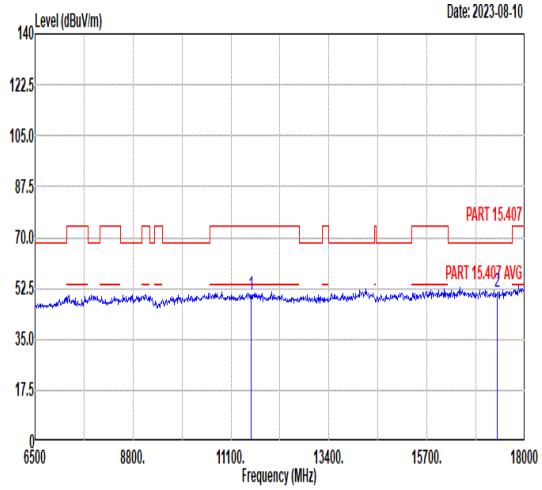 Freq Level Limit Line Margin Read Level Ant Factor Cable Loss Preamp Factor APos TPos Remark MHz dBuV/m dBuV/m dB dBuV dB/m dB dB cm deg 1 11570.00 50.18 74.00 -23.82 46.10 39.86 14.88 50.66 -- -- Peak 2 17355.00 51.15 68.30 -17.15 43.24 42.36 17.60 52.05 -- -- Peak

Mode	34
	Band Edge
	U-NII-3_5.725-5.85_802.11n HT20_CH165-5825MHz
ANT	22

Pol.	Horizontal	Fundamental
Peak	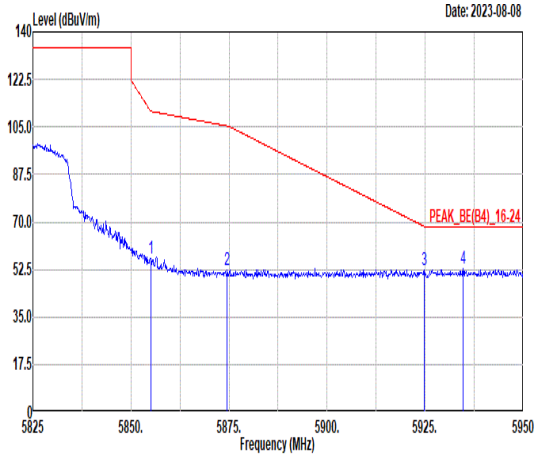 Freq Level Limit Line Margin Read Level Ant Factor Cable Loss Preamp Factor APos TPos Remark MHz dBuV/m dBuV/m dB dBuV dB/m dB dB cm deg 1 5855.00 56.72 110.80 -54.08 42.39 35.30 11.52 32.49 199 128 PEAK 2 5874.50 52.07 105.34 -53.27 37.76 35.32 11.49 32.50 199 128 PEAK 3 5924.75 52.41 68.38 -15.97 38.16 35.39 11.40 32.54 199 128 PEAK 4 5934.75 52.66 68.30 -15.64 38.41 35.41 11.39 32.55 199 128 PEAK	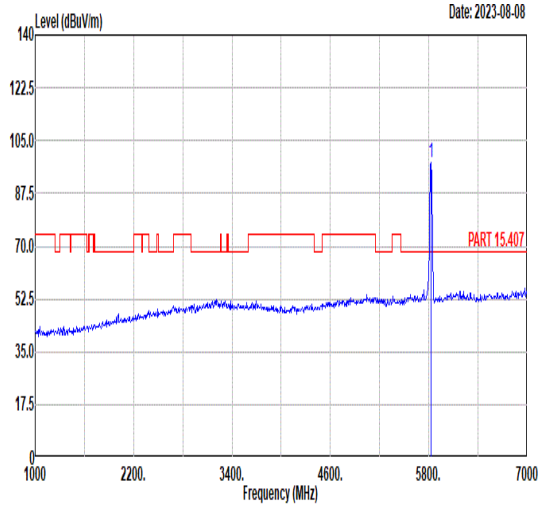 Freq Level Limit Line Margin Read Level Ant Factor Cable Loss Preamp Factor APos TPos Remark MHz dBuV/m dBuV/m dB dBuV dB/m dB dB cm deg 1 5825.00 97.73 ------ ------ 83.37 35.25 11.57 32.46 199 128 PEAK
Avg	Blank	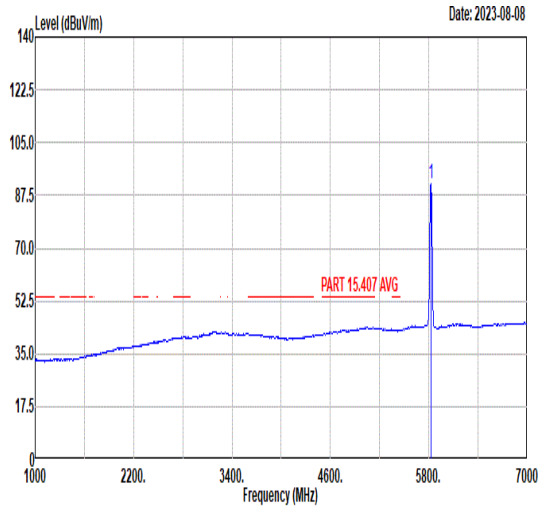 Freq Level Limit Line Margin Read Level Ant Factor Cable Loss Preamp Factor APos TPos Remark MHz dBuV/m dBuV/m dB dBuV dB/m dB dB cm deg 1 5825.00 91.46 ------ ------ 77.10 35.25 11.57 32.46 199 128 AVERAGE

Mode	34	
	Band Edge	
	U-NII-3_5.725-5.85_802.11n HT20_CH165-5825MHz	
ANT	22	
Pol.	Vertical	Fundamental
Peak	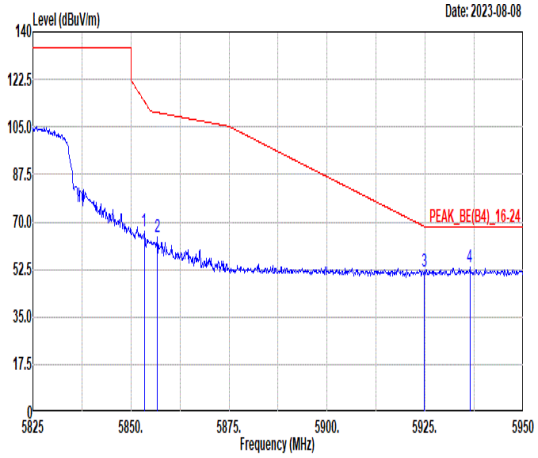 Freq Level Limit Line Margin Read Level Ant Factor Cable Loss Preamp Factor APos TPos Remark MHz dBuV/m dBuV/m dB dBuV dB/m dB dB cm deg 1 5853.38 66.47 114.50 -48.03 52.15 35.29 11.52 32.49 201 309 PEAK 2 5856.75 64.49 110.31 -45.82 50.16 35.30 11.52 32.49 201 309 PEAK 3 5924.75 51.91 68.38 -16.47 37.66 35.39 11.40 32.54 201 309 PEAK 4 5936.38 53.11 68.30 -15.19 38.87 35.41 11.38 32.55 201 309 PEAK	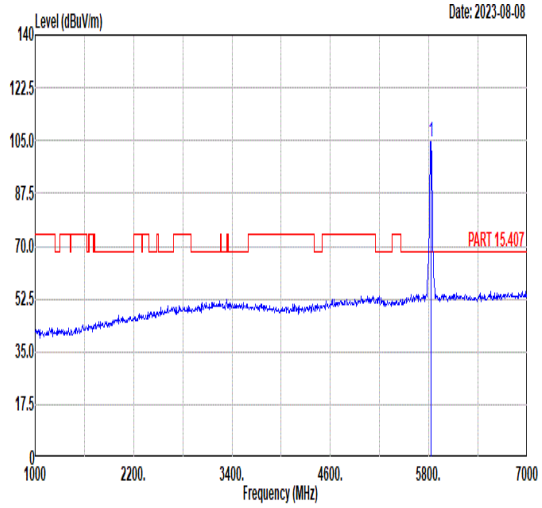 Freq Level Limit Line Margin Read Level Ant Factor Cable Loss Preamp Factor APos TPos Remark MHz dBuV/m dBuV/m dB dBuV dB/m dB dB cm deg 1 5825.00 104.41 ------ ------ 90.04 35.25 11.58 32.46 201 309 PEAK
Avg	Blank	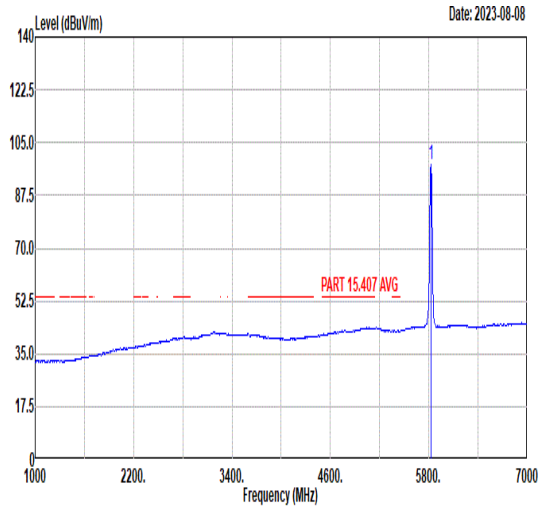 Freq Level Limit Line Margin Read Level Ant Factor Cable Loss Preamp Factor APos TPos Remark MHz dBuV/m dBuV/m dB dBuV dB/m dB dB cm deg 1 5825.00 97.59 ------ ------ 83.23 35.25 11.57 32.46 201 309 AVERAGE

Mode	34	
	Harmonic	
	U-NII-3_5.725-5.85_802.11n HT20_CH165-5825MHz	
ANT	22	
Pol.	Horizontal	Vertical
Peak Avg	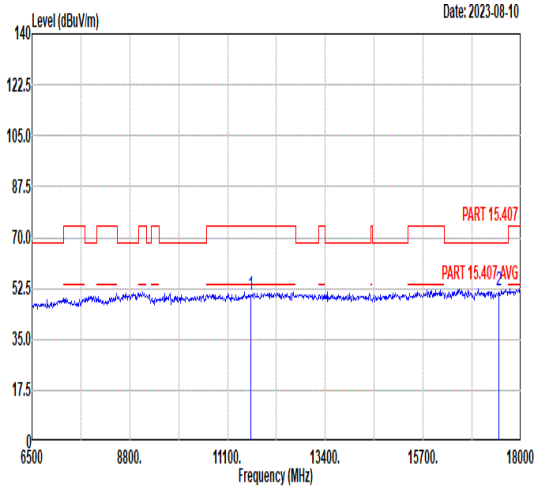 Freq Level Limit Line Margin Read Level Ant Factor Cable Loss Preamp Factor APos TPos Remark MHz dBuV/m dBuV/m dB dBuV dB/m dB dB cm deg 1 11650.00 50.44 74.00 -23.56 46.20 39.92 14.93 50.61 -- -- Peak 2 17475.00 51.92 68.30 -16.38 44.15 42.31 17.63 52.17 -- -- Peak	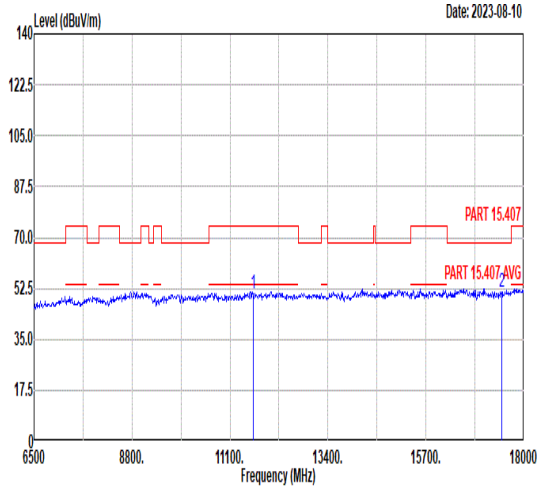 Freq Level Limit Line Margin Read Level Ant Factor Cable Loss Preamp Factor APos TPos Remark MHz dBuV/m dBuV/m dB dBuV dB/m dB dB cm deg 1 11650.00 50.47 74.00 -23.53 46.23 39.92 14.93 50.61 -- -- Peak 2 17475.00 51.30 68.30 -17.00 43.53 42.31 17.63 52.17 -- -- Peak

Mode	35
	Band Edge - L
	U-NII-3_5.725-5.85_802.11n HT40_CH151-5755MHz
ANT	22

Pol.	Horizontal	Fundamental
Peak	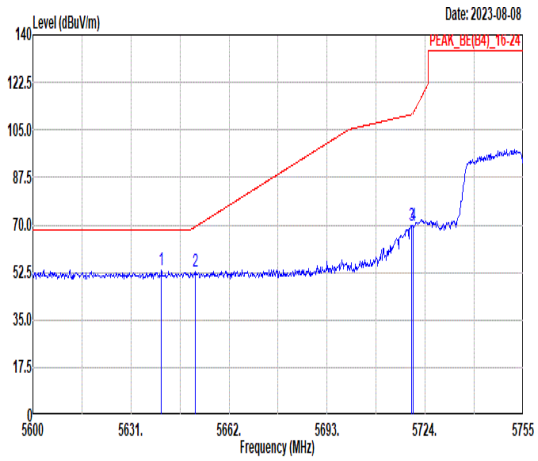 Freq Level Limit Line Margin Read Level Ant Factor Cable Loss Preamp Factor APos TPos Remark MHz dBuV/m dBuV/m dB dBuV dB/m dB dB cm deg 1 5640.61 53.24 68.30 -15.06 38.87 35.00 11.69 32.32 192 131 PEAK 2 5651.31 52.60 69.27 -16.67 38.23 35.01 11.69 32.33 192 131 PEAK 3 5719.82 70.00 110.75 -40.75 55.61 35.11 11.66 32.38 192 131 PEAK 4 5720.13 69.74 111.09 -41.35 55.35 35.11 11.66 32.38 192 131 PEAK	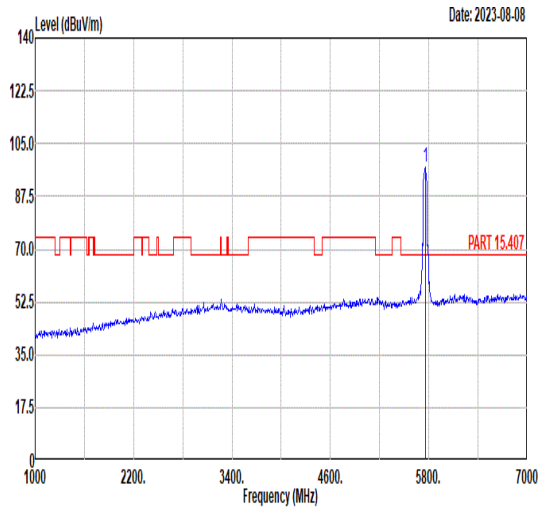 Freq Level Limit Line Margin Read Level Ant Factor Cable Loss Preamp Factor APos TPos Remark MHz dBuV/m dBuV/m dB dBuV dB/m dB dB cm deg 1 5755.00 97.10 ------ ------ 82.71 35.16 11.64 32.41 192 131 PEAK
Avg	Blank	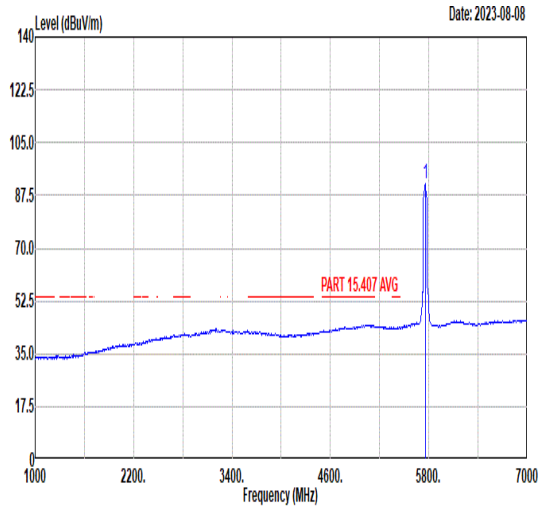 Freq Level Limit Line Margin Read Level Ant Factor Cable Loss Preamp Factor APos TPos Remark MHz dBuV/m dBuV/m dB dBuV dB/m dB dB cm deg 1 5755.00 91.23 ------ ------ 76.84 35.16 11.64 32.41 192 131 AVERAGE

Mode	35	
	Band Edge - R	
	U-NII-3_5.725-5.85_802.11n HT40_CH151-5755MHz	
ANT	22	
Pol.	Horizontal	Fundamental
Peak	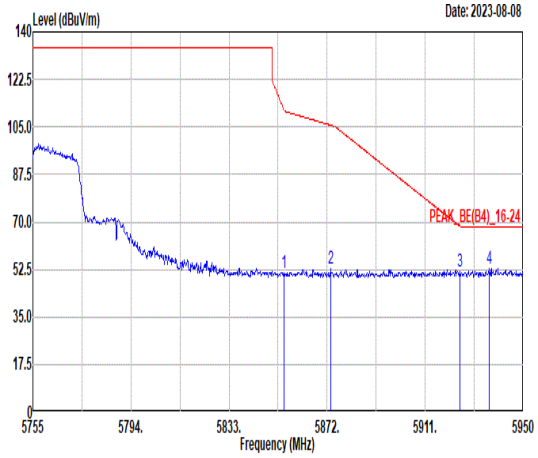 Freq Level Limit Line Margin Read Level Ant Factor Cable Loss Preamp Factor APos TPos Remark MHz dBuV/m dBuV/m dB dBuV dB/m dB dB cm deg 1 5854.84 51.09 111.17 -60.08 36.76 35.30 11.52 32.49 192 131 PEAK 2 5873.37 52.86 105.66 -52.80 38.55 35.32 11.49 32.50 192 131 PEAK 3 5924.85 51.64 68.31 -16.67 37.39 35.39 11.40 32.54 192 131 PEAK 4 5936.35 52.85 68.30 -15.45 38.61 35.41 11.38 32.55 192 131 PEAK	Blank

Mode	35
	Band Edge - L
	U-NII-3_5.725-5.85_802.11n HT40_CH151-5755MHz
ANT	22

Pol.	Vertical	Fundamental
Peak	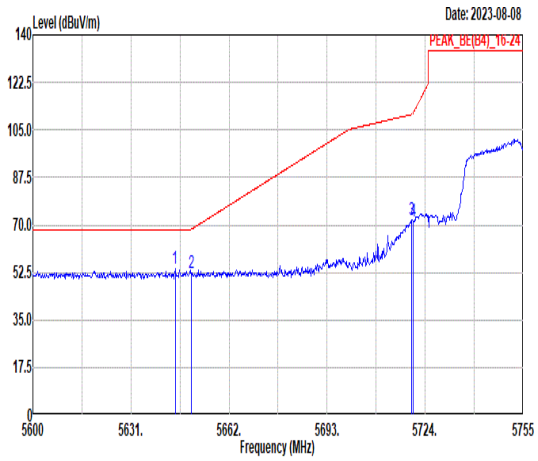 Freq Level Limit Line Margin Read Level Ant Factor Cable Loss Preamp Factor APos TPos Remark MHz dBuV/m dBuV/m dB dBuV dB/m dB dB cm deg 1 5644.95 53.76 68.30 -14.54 39.39 35.00 11.69 32.32 200 345 PEAK 2 5650.07 52.07 68.35 -16.28 37.70 35.01 11.69 32.33 200 345 PEAK 3 5719.82 71.64 110.75 -39.11 57.25 35.11 11.66 32.38 200 345 PEAK 4 5720.13 71.44 111.09 -39.65 57.05 35.11 11.66 32.38 200 345 PEAK	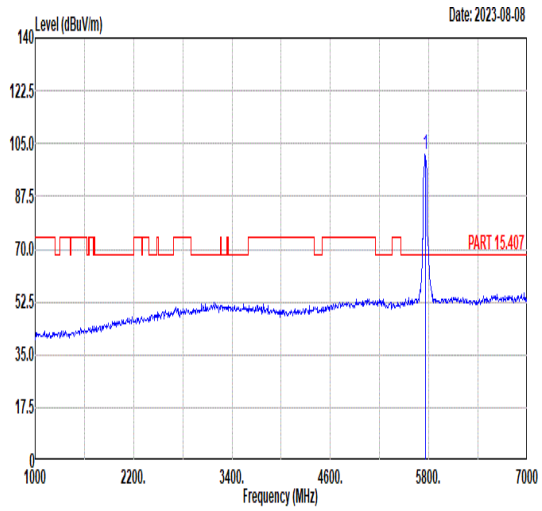 Freq Level Limit Line Margin Read Level Ant Factor Cable Loss Preamp Factor APos TPos Remark MHz dBuV/m dBuV/m dB dBuV dB/m dB dB cm deg 1 5755.00 101.18 ------ ------ 86.80 35.15 11.64 32.41 200 345 PEAK
Avg	Blank	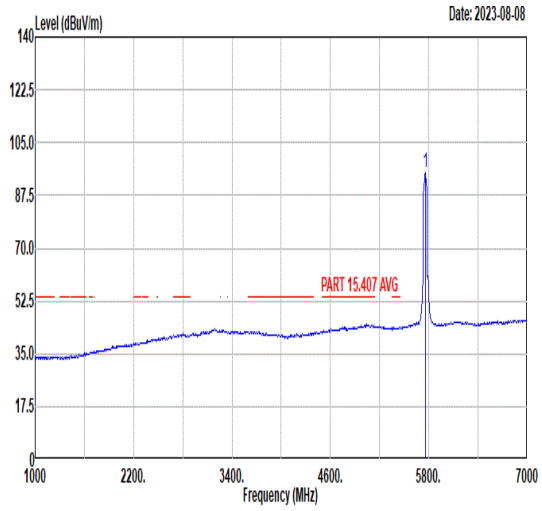 Freq Level Limit Line Margin Read Level Ant Factor Cable Loss Preamp Factor APos TPos Remark MHz dBuV/m dBuV/m dB dBuV dB/m dB dB cm deg 1 5755.00 94.97 ------ ------ 80.58 35.16 11.64 32.41 200 345 AVERAGE

Mode	35	
	Band Edge - R	
	U-NII-3_5.725-5.85_802.11n HT40_CH151-5755MHz	
ANT	22	
Pol.	Vertical	Fundamental
Peak	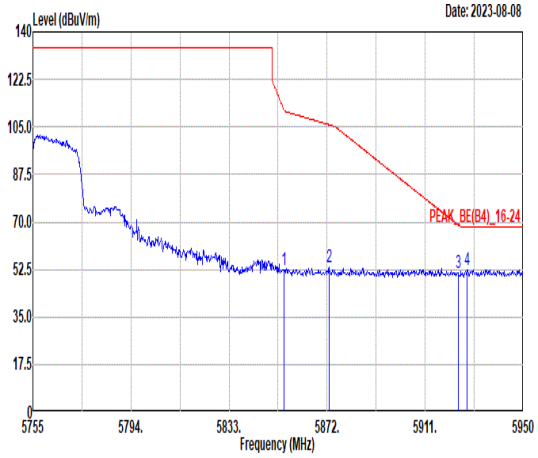 Freq Level Limit Line Margin Read Level Ant Factor Cable Loss Preamp Factor APos TPos Remark MHz dBuV/m dBuV/m dB dBuV dB/m dB dB cm deg 1 5854.84 52.12 111.17 -59.05 37.79 35.30 11.52 32.49 200 345 PEAK 2 5872.78 53.25 105.82 -52.57 38.94 35.32 11.49 32.50 200 345 PEAK 3 5924.26 51.25 68.75 -17.50 37.00 35.39 11.40 32.54 200 345 PEAK 4 5927.77 52.50 68.30 -15.80 38.24 35.40 11.40 32.54 200 345 PEAK	Blank

Mode	35	
	Harmonic	
	U-NII-3_5.725-5.85_802.11n HT40_CH151_5755MHz	
ANT	22	
Pol.	Horizontal	Vertical
Peak Avg	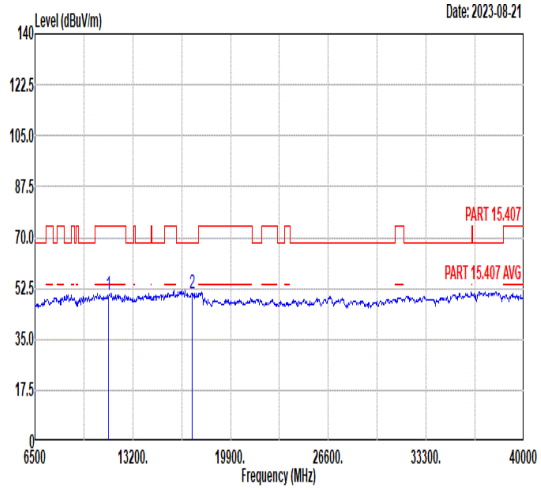 Freq Level Limit Line Margin (dB) Read Level Ant Factor Cable Loss Preamp Factor APos TPos Remark MHz dBuV/m dBuV/m dBuV dB/m dB dB cm deg 1 11510.00 50.07 74.00 -23.93 47.71 38.21 14.85 50.70 --- --- Peak 2 17265.00 50.56 68.30 -17.74 43.11 41.83 17.58 51.96 --- --- Peak	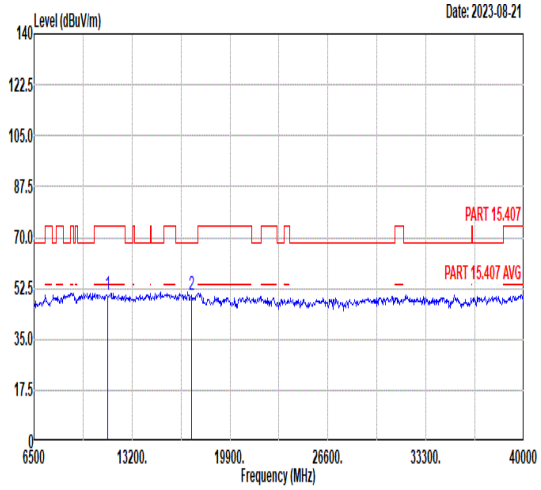 Freq Level Limit Line Margin (dB) Read Level Ant Factor Cable Loss Preamp Factor APos TPos Remark MHz dBuV/m dBuV/m dBuV dB/m dB dB cm deg 1 11510.00 50.18 74.00 -23.82 47.82 38.21 14.85 50.70 --- --- Peak 2 17265.00 50.37 68.30 -17.93 42.92 41.83 17.58 51.96 --- --- Peak

Mode	36	
	Band Edge - L	
	U-NII-3_5.725-5.85_802.11n HT40_CH159-5795MHz	
ANT	22	
Pol.	Horizontal	Fundamental
Peak	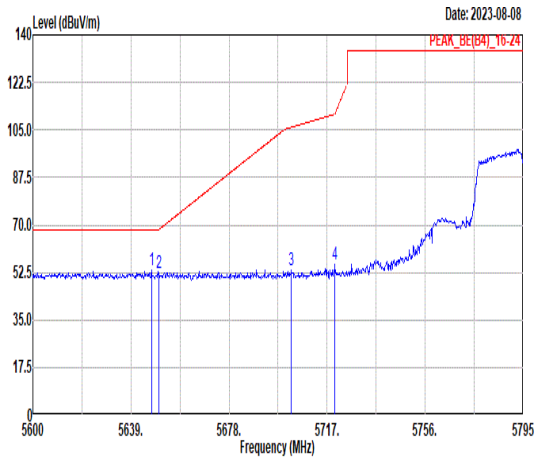 Freq Level Limit Line Margin Read Level Ant Factor Cable Loss Preamp Factor APos TPos Remark MHz dBuV/m dBuV/m dB dBuV dB/m dB dB cm deg 1 5647.19 53.13 68.30 -15.17 38.75 35.01 11.69 32.32 185 130 PEAK 2 5650.12 52.37 68.39 -16.02 38.00 35.01 11.69 32.33 185 130 PEAK 3 5702.77 53.43 105.98 -52.55 39.06 35.08 11.66 32.37 185 130 PEAK 4 5720.12 55.71 111.07 -55.36 41.32 35.11 11.66 32.38 185 130 PEAK	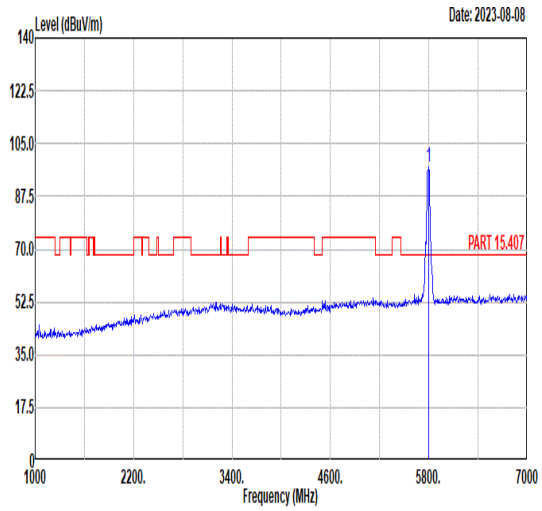 Freq Level Limit Line Margin Read Level Ant Factor Cable Loss Preamp Factor APos TPos Remark MHz dBuV/m dBuV/m dB dBuV dB/m dB dB cm deg 1 5795.00 97.05 ------ ------ 82.66 35.22 11.61 32.44 185 130 PEAK
Avg	Blank	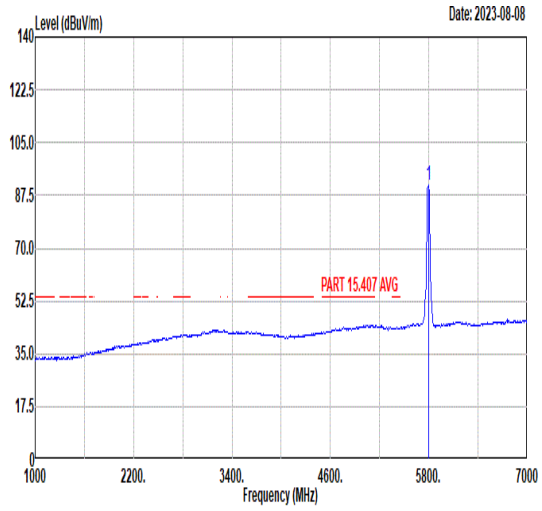 Freq Level Limit Line Margin Read Level Ant Factor Cable Loss Preamp Factor APos TPos Remark MHz dBuV/m dBuV/m dB dBuV dB/m dB dB cm deg 1 5795.00 90.87 ------ ------ 76.48 35.21 11.62 32.44 185 130 AVERAGE

Mode	36	
	Band Edge - R	
	U-NII-3_5.725-5.85_802.11n HT40_CH159-5795MHz	
ANT	22	
Pol.	Horizontal	Fundamental
Peak	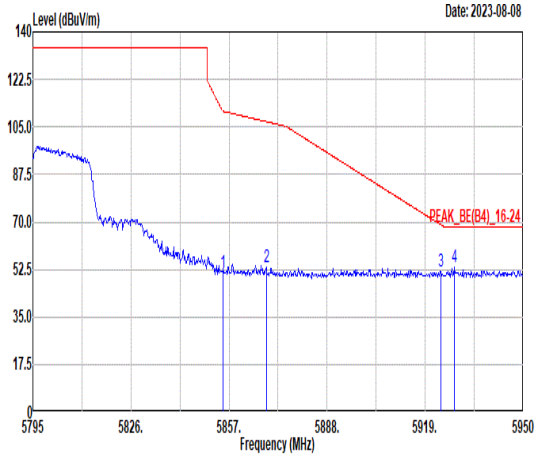 Freq Level Limit Line Margin Read Level Ant Factor Cable Loss Preamp Factor APos TPos Remark MHz dBuV/m dBuV/m dB dBuV dB/m dB dB cm deg 1 5854.99 51.46 110.83 -59.37 37.13 35.30 11.52 32.49 185 130 PEAK 2 5868.78 53.59 106.94 -53.35 39.27 35.32 11.50 32.50 185 130 PEAK 3 5923.96 51.78 68.97 -17.19 37.52 35.39 11.41 32.54 185 130 PEAK 4 5928.30 53.22 68.30 -15.08 38.97 35.40 11.40 32.55 185 130 PEAK	Blank

Mode	36	
	Band Edge - L	
	U-NII-3_5.725-5.85_802.11n HT40_CH159-5795MHz	
ANT	22	
Pol.	Vertical	Fundamental
Peak	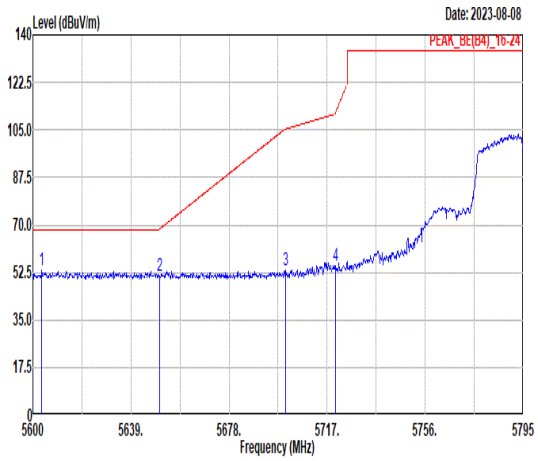 Freq Level Limit Line Margin Read Level Ant Factor Cable Loss Preamp Factor APos TPos Remark MHz dBuV/m dBuV/m dB dBuV dB/m dB dB cm deg 1 5603.51 53.56 68.30 -14.74 39.20 34.94 11.71 32.29 195 333 PEAK 2 5650.51 51.50 68.67 -17.17 37.13 35.01 11.69 32.33 195 333 PEAK 3 5700.43 53.30 105.32 -52.02 38.93 35.08 11.66 32.37 195 333 PEAK 4 5720.32 55.07 111.52 -56.45 40.68 35.11 11.66 32.38 195 333 PEAK	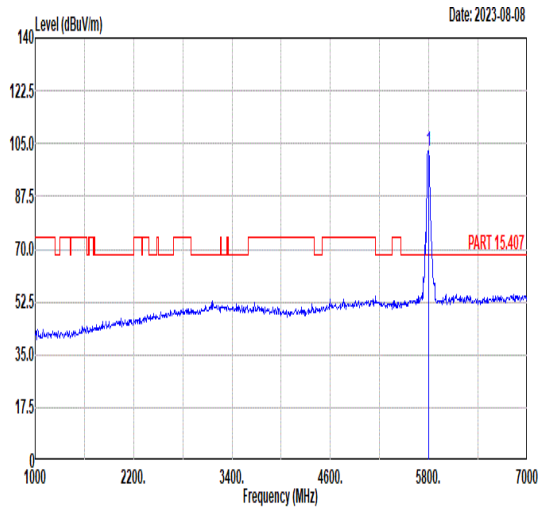 Freq Level Limit Line Margin Read Level Ant Factor Cable Loss Preamp Factor APos TPos Remark MHz dBuV/m dBuV/m dB dBuV dB/m dB dB cm deg 1 5795.00 102.74 ------ ------ 88.35 35.21 11.62 32.44 195 333 PEAK
Avg	Blank	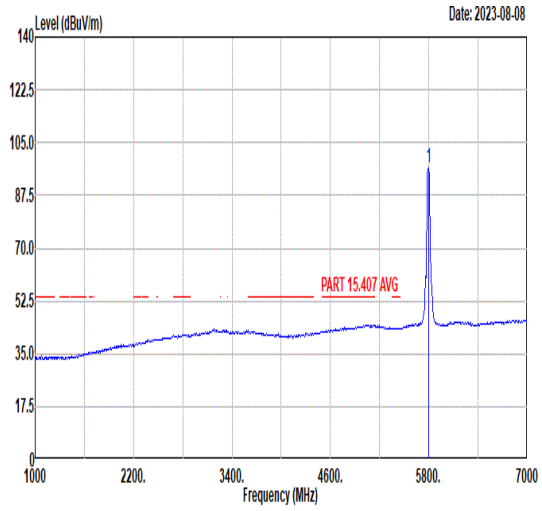 Freq Level Limit Line Margin Read Level Ant Factor Cable Loss Preamp Factor APos TPos Remark MHz dBuV/m dBuV/m dB dBuV dB/m dB dB cm deg 1 5795.00 96.55 ------ ------ 82.16 35.21 11.62 32.44 195 333 AVERAGE

Mode	36	
	Band Edge - R	
	U-NII-3_5.725-5.85_802.11n HT40_CH159-5795MHz	
ANT	22	
Pol.	Vertical	Fundamental
Peak	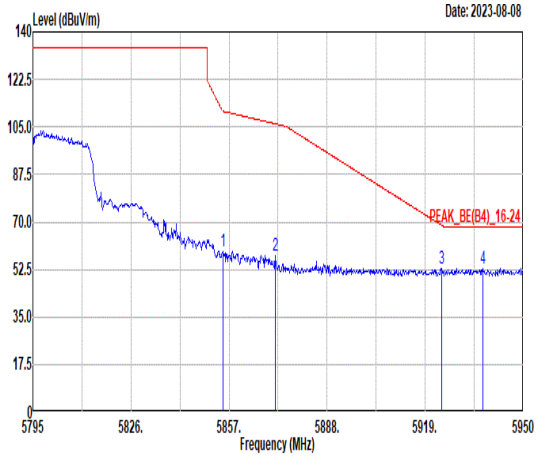 Freq Level Limit Line Margin Read Level Ant Factor Cable Loss Preamp Factor APos TPos Remark MHz dBuV/m dBuV/m dB dBuV dB/m dB dB cm deg 1 5854.99 59.30 110.83 -51.53 44.97 35.30 11.52 32.49 195 333 PEAK 2 5871.73 57.37 106.12 -48.75 43.06 35.32 11.49 32.50 195 333 PEAK 3 5924.27 52.63 68.74 -16.11 38.38 35.39 11.40 32.54 195 333 PEAK 4 5937.14 52.97 68.30 -15.33 38.73 35.41 11.38 32.55 195 333 PEAK	Blank

Mode	37
	Band Edge - L
	U-NII-3_5.725-5.85_ 802.11ac VHT80_CH155-5775MHz
ANT	22

Pol.	Horizontal	Fundamental
Peak	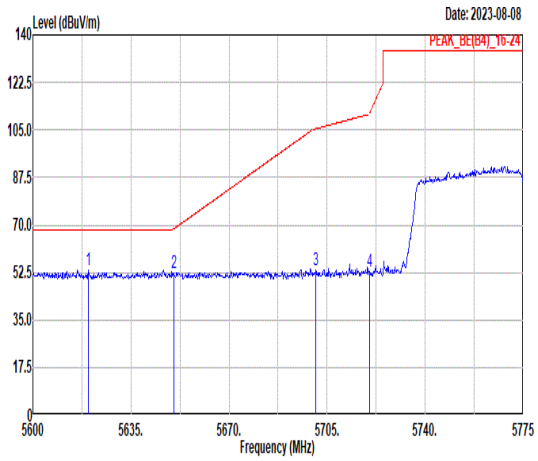 Freq Level Limit Line Margin Read Level Ant Factor Cable Loss Preamp Factor APos TPos Remark MHz dBuV/m dBuV/m dB dBuV dB/m dB dB cm deg 1 5619.78 53.30 68.30 -15.00 38.93 34.97 11.70 32.30 183 178 PEAK 2 5650.23 52.04 68.47 -16.43 37.67 35.01 11.69 32.33 183 178 PEAK 3 5700.98 53.12 105.47 -52.35 38.75 35.08 11.66 32.37 183 178 PEAK 4 5720.05 52.98 110.91 -57.93 38.59 35.11 11.66 32.38 183 178 PEAK	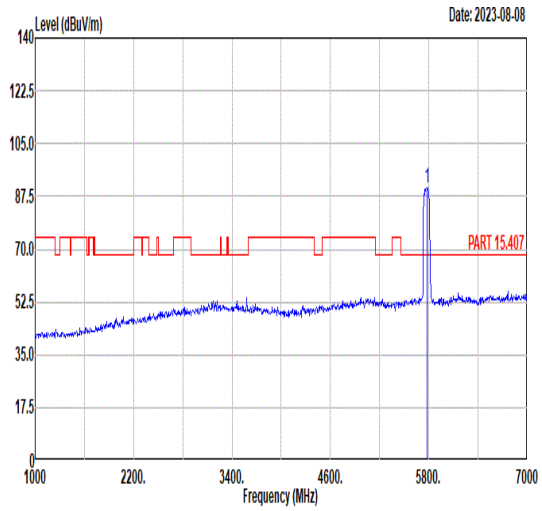 Freq Level Limit Line Margin Read Level Ant Factor Cable Loss Preamp Factor APos TPos Remark MHz dBuV/m dBuV/m dB dBuV dB/m dB dB cm deg 1 5775.00 90.43 ------ ------ 76.05 35.20 11.62 32.44 183 178 PEAK
Avg	Blank	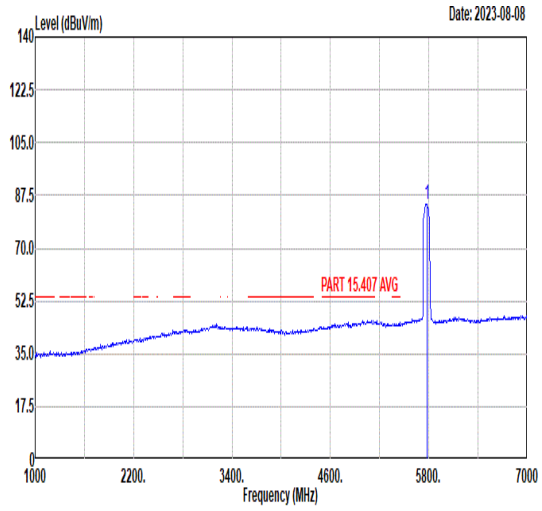 Freq Level Limit Line Margin Read Level Ant Factor Cable Loss Preamp Factor APos TPos Remark MHz dBuV/m dBuV/m dB dBuV dB/m dB dB cm deg 1 5775.00 84.68 ------ ------ 70.29 35.18 11.63 32.42 183 178 AVERAGE

Mode	37	
	Band Edge - R	
	U-NII-3_5.725-5.85_ 802.11ac VHT80_CH155-5775MHz	
ANT	22	
Pol.	Horizontal	Fundamental
Peak	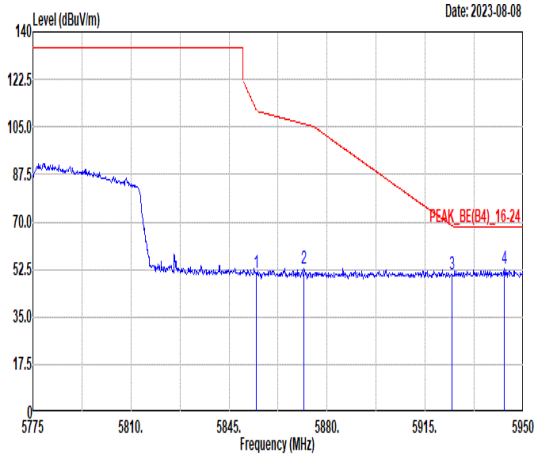	Blank

	Freq	Level	Limit Line	Margin	Read Level	Ant Factor	Cable Loss	Preamp Factor	APos	TPos	Remark
	MHz	dBuV/m	dBuV/m	dB	dBuV	dB/m	dB	dB	cm	deg	
1	5854.80	51.11	111.26	-60.15	36.78	35.30	11.52	32.49	183	178	PEAK
2	5871.78	52.75	106.10	-53.35	38.44	35.32	11.49	32.50	183	178	PEAK
3	5924.63	50.82	68.48	-17.66	36.57	35.39	11.40	32.54	183	178	PEAK
4	5943.18	52.58	68.30	-15.72	38.35	35.42	11.37	32.56	183	178	PEAK

Mode	37
	Band Edge - L
	U-NII-3_5.725-5.85_ 802.11ac VHT80_CH155-5775MHz
ANT	22

Pol.	Vertical	Fundamental
Peak	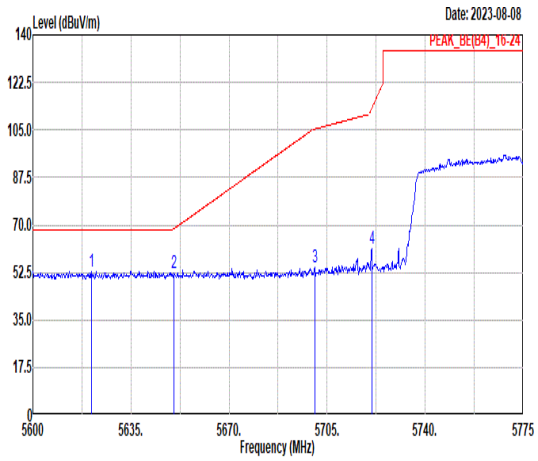 Freq Level Limit Line Margin Read Level Ant Factor Cable Loss Preamp Factor APos TPos Remark MHz dBuV/m dBuV/m dB dBuV dB/m dB dB cm deg 1 5621.00 52.91 68.30 -15.39 38.54 34.97 11.70 32.30 186 339 PEAK 2 5650.23 52.19 68.47 -16.28 37.82 35.01 11.69 32.33 186 339 PEAK 3 5700.63 54.17 105.38 -51.21 39.80 35.08 11.66 32.37 186 339 PEAK 4 5720.93 61.33 112.91 -51.58 46.94 35.11 11.66 32.38 186 339 PEAK	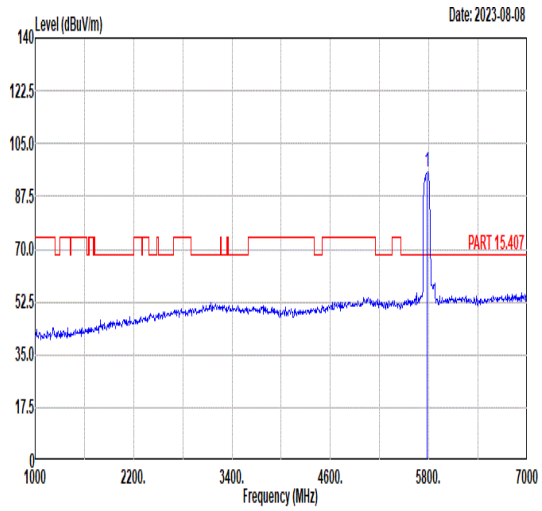 Freq Level Limit Line Margin Read Level Ant Factor Cable Loss Preamp Factor APos TPos Remark MHz dBuV/m dBuV/m dB dBuV dB/m dB dB cm deg 1 5775.00 95.62 ------ ------ 81.24 35.20 11.62 32.44 186 339 PEAK
Avg	Blank	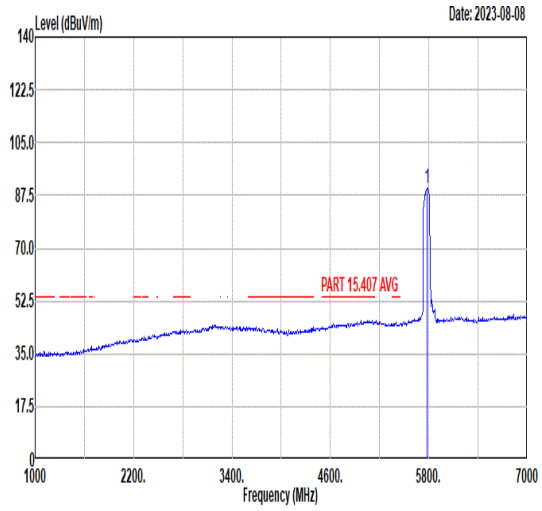 Freq Level Limit Line Margin Read Level Ant Factor Cable Loss Preamp Factor APos TPos Remark MHz dBuV/m dBuV/m dB dBuV dB/m dB dB cm deg 1 5775.00 90.04 ------ ------ 75.66 35.20 11.62 32.44 186 339 AVERAGE

Mode	37	
	Band Edge - R	
	U-NII-3_5.725-5.85_ 802.11ac VHT80_CH155-5775MHz	
ANT	22	
Pol.	Vertical	Fundamental
Peak	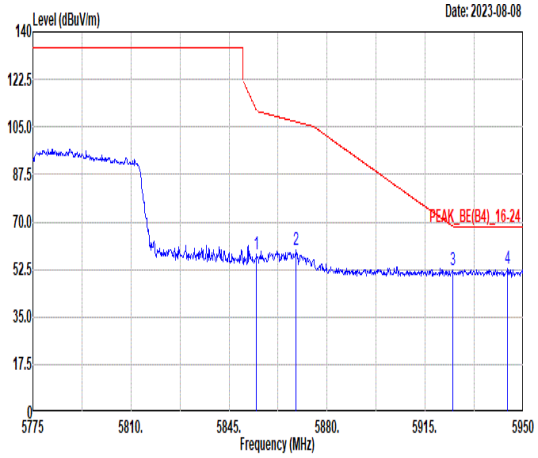 Freq Level Limit Line Margin Read Level Ant Factor Cable Loss Preamp Factor APos TPos Remark MHz dBuV/m dBuV/m dB dBuV dB/m dB dB cm deg 1 5854.80 58.26 111.26 -53.00 43.93 35.30 11.52 32.49 186 339 PEAK 2 5868.98 59.54 106.89 -47.35 45.22 35.32 11.50 32.50 186 339 PEAK 3 5924.80 52.06 68.35 -16.29 37.81 35.39 11.40 32.54 186 339 PEAK 4 5944.40 53.03 68.30 -15.27 38.80 35.42 11.37 32.56 186 339 PEAK	Blank

Mode	42	
	LF	
	U-NII-1_5.15-5.25_802.11n HT40_CH38 _5190MHz	
ANT	22	
Pol.	Horizontal	Vertical
QP/ Peak	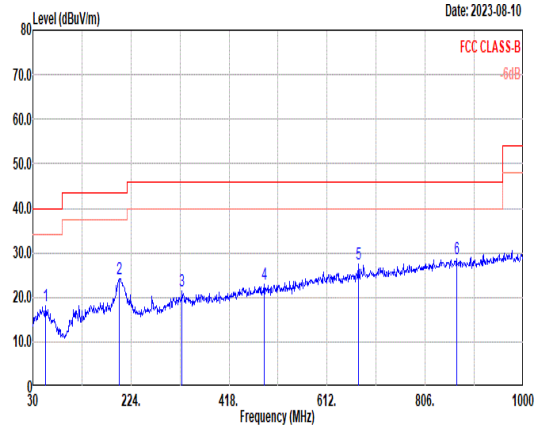 Freq Level Limit Line Margin Read Level Ant Factor Cable Loss Preamp Factor APos TPos Remark MHz dBuV/m dBuV/m dB dBuV dB/m dB dB cm deg 1 55.22 18.18 40.00 -21.82 34.49 13.40 1.52 31.23 -- -- Peak 2 200.72 24.27 43.50 -19.23 37.40 15.50 2.27 30.90 -- -- Peak 3 324.88 21.56 46.00 -24.44 29.65 19.95 2.81 30.85 -- -- Peak 4 486.87 22.97 46.00 -23.03 26.73 23.51 3.43 30.70 -- -- Peak 5 674.08 27.43 46.00 -18.57 29.16 25.20 3.92 30.85 -- -- Peak 6 868.08 28.65 46.00 -17.35 28.64 26.61 4.43 31.03 -- -- Peak	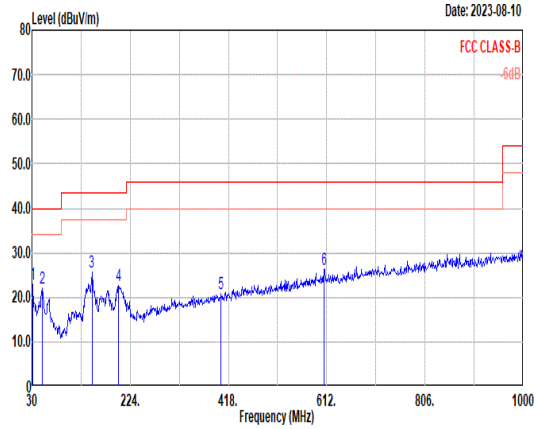 Freq Level Limit Line Margin Read Level Ant Factor Cable Loss Preamp Factor APos TPos Remark MHz dBuV/m dBuV/m dB dBuV dB/m dB dB cm deg 1 31.94 22.83 40.00 -17.17 28.77 24.04 1.22 31.20 -- -- Peak 2 50.37 21.89 40.00 -18.11 37.36 14.30 1.43 31.20 -- -- Peak 3 148.34 25.51 43.50 -17.99 37.76 16.66 2.19 31.10 -- -- Peak 4 200.72 22.65 43.50 -20.85 35.78 15.50 2.27 30.90 -- -- Peak 5 403.45 20.78 46.00 -25.22 26.39 21.98 3.11 30.70 -- -- Peak 6 606.18 26.21 46.00 -19.79 28.49 24.94 3.77 30.99 -- -- Peak

Mode	43	
	LF	
	U-NII-3_5.725-5.85_802.11n HT40_CH151 _5755MHz	
ANT	22	
Pol.	Horizontal	Vertical
QP/ Peak	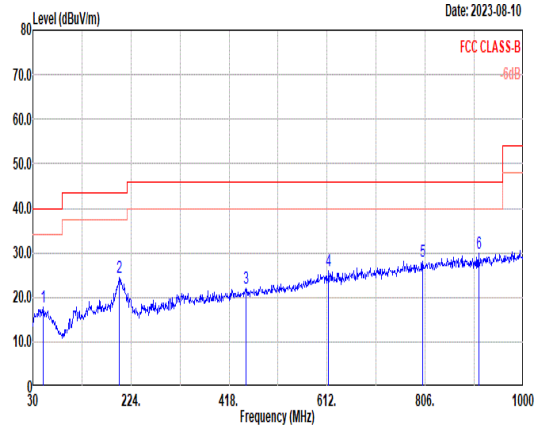 Freq Level Limit Line Margin Read Level Ant Factor Cable Loss Preamp Factor APos TPos Remark MHz dBuV/m dBuV/m dB dBuV dB/m dB dB cm deg 1 50.37 17.75 40.00 -22.25 33.22 14.30 1.43 31.20 -- -- Peak 2 200.72 24.51 43.50 -18.99 37.64 15.50 2.27 30.90 -- -- Peak 3 450.98 21.93 46.00 -24.07 26.31 23.01 3.31 30.70 -- -- Peak 4 614.91 26.07 46.00 -19.93 28.27 24.99 3.78 30.97 -- -- Peak 5 801.15 28.19 46.00 -17.81 28.93 26.11 4.25 31.10 -- -- Peak 6 911.73 29.76 46.00 -16.24 29.36 26.87 4.53 31.00 -- -- Peak	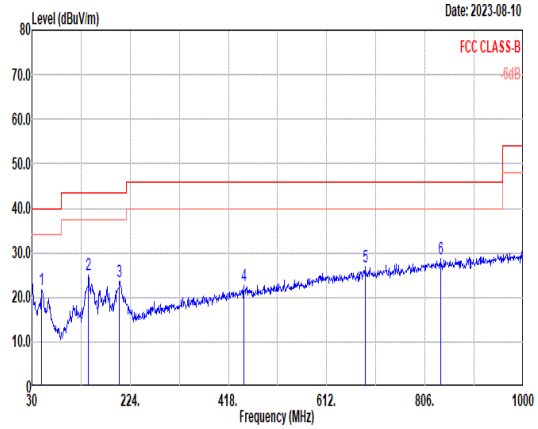 Freq Level Limit Line Margin Read Level Ant Factor Cable Loss Preamp Factor APos TPos Remark MHz dBuV/m dBuV/m dB dBuV dB/m dB dB cm deg 1 49.40 21.78 40.00 -18.22 36.89 14.67 1.42 31.20 -- -- Peak 2 141.55 24.99 43.50 -18.51 36.71 17.24 2.16 31.12 -- -- Peak 3 202.66 23.62 43.50 -19.88 36.74 15.50 2.28 30.90 -- -- Peak 4 448.07 22.70 46.00 -23.30 27.14 22.96 3.30 30.70 -- -- Peak 5 687.66 26.88 46.00 -19.12 28.53 25.20 3.97 30.82 -- -- Peak 6 837.04 28.65 46.00 -17.35 28.96 26.40 4.35 31.06 -- -- Peak

Mode	45	
	Band Edge	
	U-NII-2C_5.47-5.725_802.11a_CH104_5520MHz	
ANT	22	
Pol.	Horizontal	Fundamental
Peak	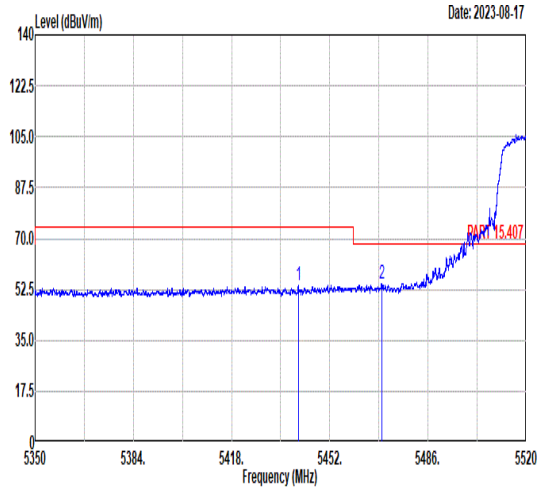 Freq Level Limit Line Margin (dB) Read Level Ant Factor Cable Loss Preamp Factor APos TPos Remark MHz dBuV/m dBuV/m dBuV dB/m dB dB cm deg 1 5441.22 53.88 74.00 -20.12 40.17 34.81 11.04 32.14 225 291 PEAK 2 5469.94 54.44 68.30 -13.86 40.65 34.81 11.16 32.18 225 291 PEAK	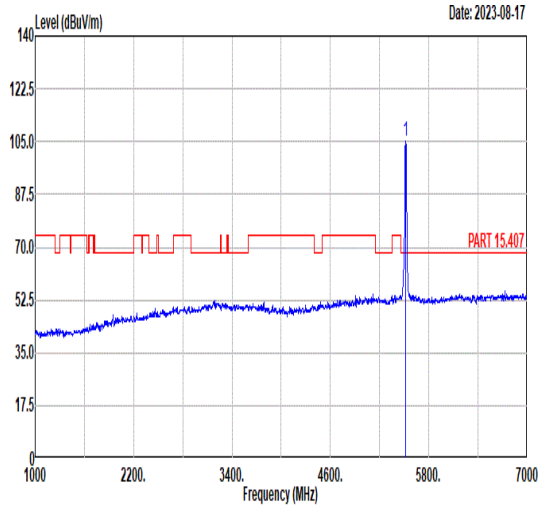 Freq Level Limit Line Margin (dB) Read Level Ant Factor Cable Loss Preamp Factor APos TPos Remark MHz dBuV/m dBuV/m dBuV dB/m dB dB cm deg 1 5520.00 105.15 ------ ------ 91.20 34.82 11.35 32.22 225 291 PEAK
Avg	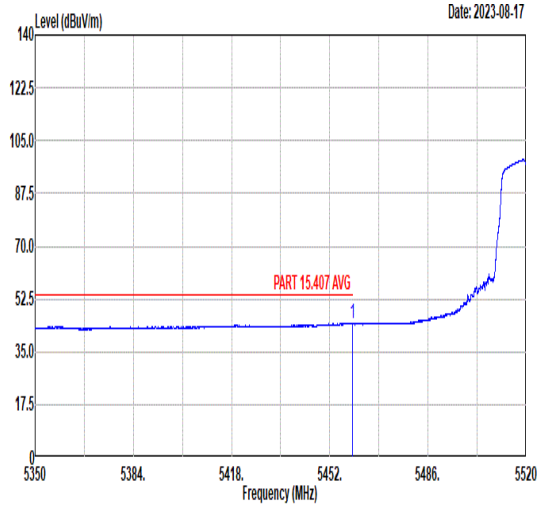 Freq Level Limit Line Margin (dB) Read Level Ant Factor Cable Loss Preamp Factor APos TPos Remark MHz dBuV/m dBuV/m dBuV dB/m dB dB cm deg 1 5459.92 44.38 54.00 -9.62 30.62 34.81 11.12 32.17 225 291 AVERAGE	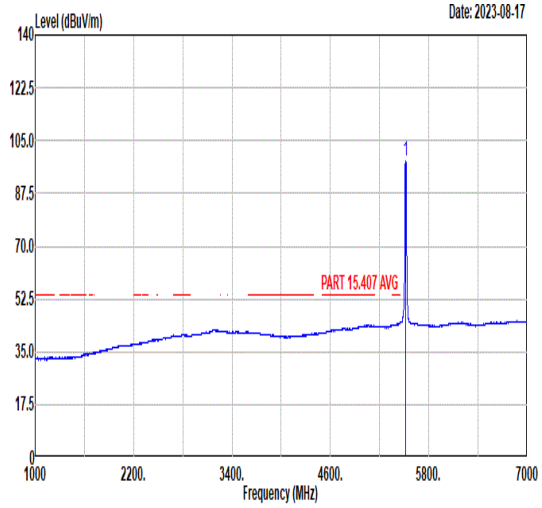 Freq Level Limit Line Margin (dB) Read Level Ant Factor Cable Loss Preamp Factor APos TPos Remark MHz dBuV/m dBuV/m dBuV dB/m dB dB cm deg 1 5520.00 98.42 ------ ------ 84.47 34.82 11.35 32.22 225 291 AVERAGE

Mode	45
	Band Edge
	U-NII-2C_5.47-5.725_802.11a_CH104_5520MHz
ANT	22

Pol.	Vertical	Fundamental
Peak	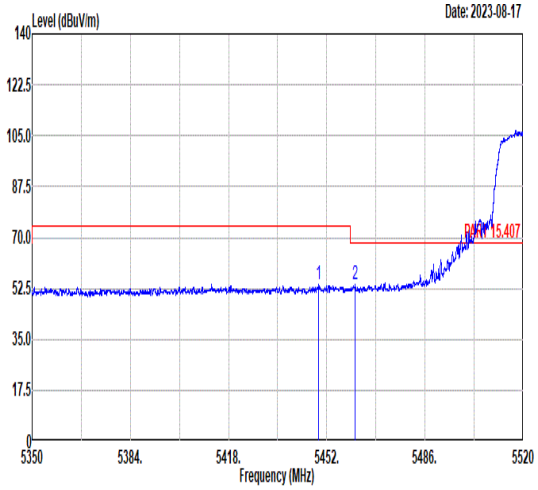 Freq Level Limit Line Margin (dB) Read Level Ant Factor Cable Loss Preamp Factor APos TPos Remark 1 5449.21 53.91 74.00 -20.09 40.17 34.81 11.08 32.15 295 269 PEAK 2 5461.79 53.69 68.30 -14.61 39.92 34.81 11.13 32.17 295 269 PEAK	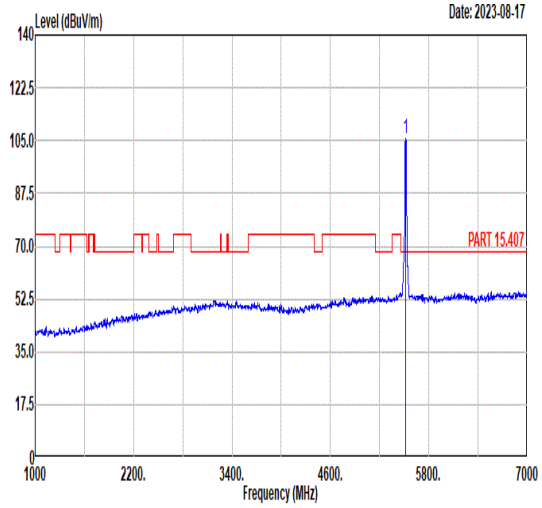 Freq Level Limit Line Margin (dB) Read Level Ant Factor Cable Loss Preamp Factor APos TPos Remark 1 5520.00 105.67 ------ ------ 91.72 34.82 11.35 32.22 295 269 PEAK
Avg	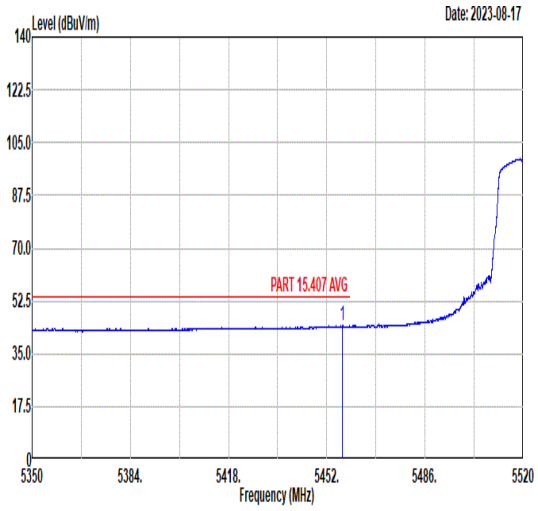 Freq Level Limit Line Margin (dB) Read Level Ant Factor Cable Loss Preamp Factor APos TPos Remark 1 5457.46 44.16 54.00 -9.84 30.40 34.81 11.11 32.16 295 269 AVERAGE	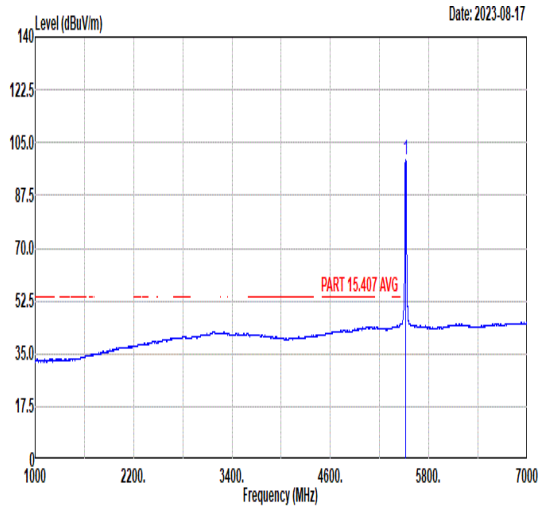 Freq Level Limit Line Margin (dB) Read Level Ant Factor Cable Loss Preamp Factor APos TPos Remark 1 5520.00 99.35 ------ ------ 85.40 34.82 11.35 32.22 295 269 AVERAGE

Mode	46	
	Band Edge	
	U-NII-2C_5.47-5.725_802.11a_CH136_5680MHz	
ANT	22	
Pol.	Horizontal	Fundamental
Peak	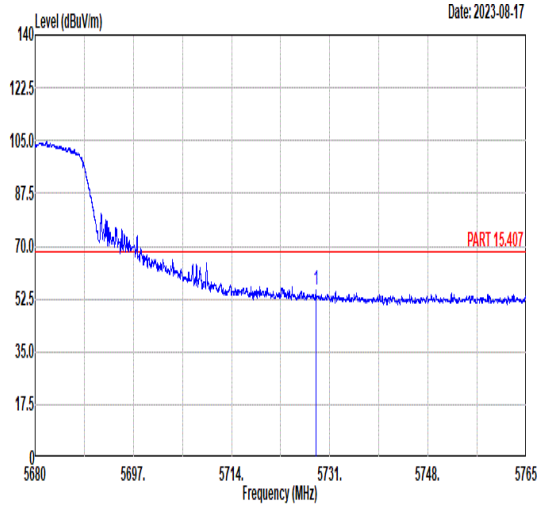 Freq Level Limit Line Margin (dB) Read Level Ant Factor Cable Loss Preamp Factor APos TPos Remark MHz dBuV/m dBuV/m dBuV dB/m dB dB cm deg 1 5728.58 55.56 68.30 -12.74 41.18 35.12 11.65 32.39 214 292 PEAK	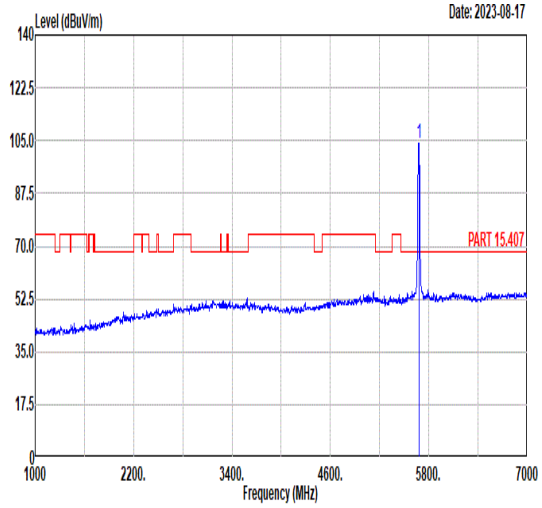 Freq Level Limit Line Margin (dB) Read Level Ant Factor Cable Loss Preamp Factor APos TPos Remark MHz dBuV/m dBuV/m dBuV dB/m dB dB cm deg 1 5680.00 104.01 ------ ------ 89.63 35.05 11.68 32.35 214 292 PEAK
Avg	Blank	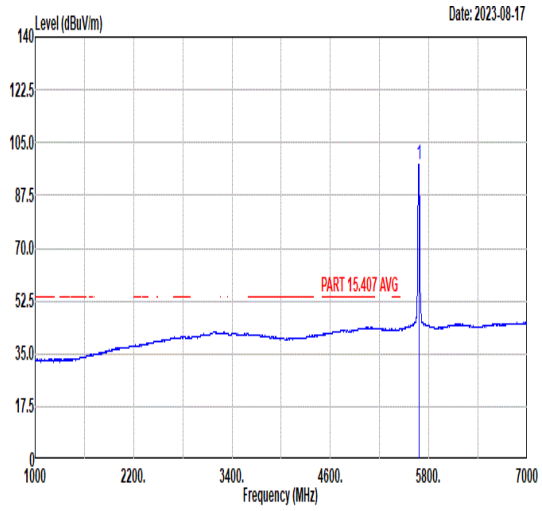 Freq Level Limit Line Margin (dB) Read Level Ant Factor Cable Loss Preamp Factor APos TPos Remark MHz dBuV/m dBuV/m dBuV dB/m dB dB cm deg 1 5680.00 97.64 ------ ------ 83.26 35.05 11.68 32.35 214 292 AVERAGE

Mode	46	
	Band Edge	
	U-NII-2C_5.47-5.725_802.11a_CH136_5680MHz	
ANT	22	
Pol.	Vertical	Fundamental
Peak	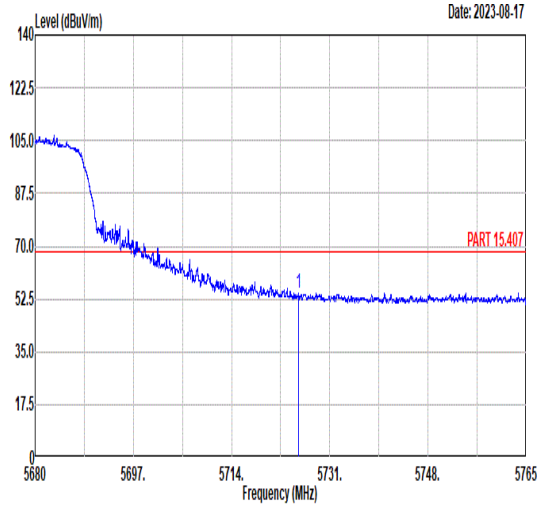 Freq Level Limit Line Margin (dB) Read Level Ant Factor Cable Loss Preamp Factor APos TPos Remark MHz dBuV/m dBuV/m dBuV dB/m dB dB cm deg 1 5725.61 54.52 68.30 -13.78 40.14 35.12 11.65 32.39 291 269 PEAK	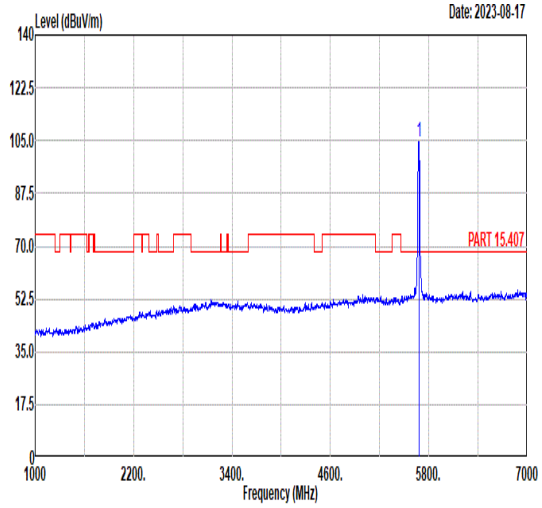 Freq Level Limit Line Margin (dB) Read Level Ant Factor Cable Loss Preamp Factor APos TPos Remark MHz dBuV/m dBuV/m dBuV dB/m dB dB cm deg 1 5680.00 104.86 ------ ------ 90.48 35.05 11.68 32.35 291 269 PEAK
Avg	Blank	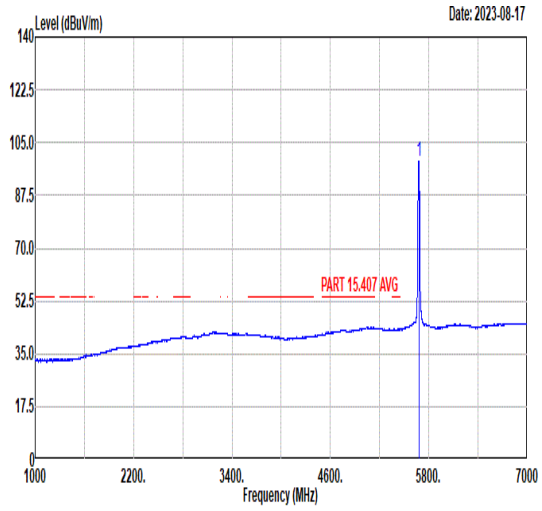 Freq Level Limit Line Margin (dB) Read Level Ant Factor Cable Loss Preamp Factor APos TPos Remark MHz dBuV/m dBuV/m dBuV dB/m dB dB cm deg 1 5680.00 98.78 ------ ------ 84.40 35.05 11.68 32.35 291 269 AVERAGE

Mode	47	
	Band Edge	
	U-NII-2C_5.47-5.725_802.11n HT20_CH104_5520MHz	
ANT	22	
Pol.	Horizontal	Fundamental
Peak	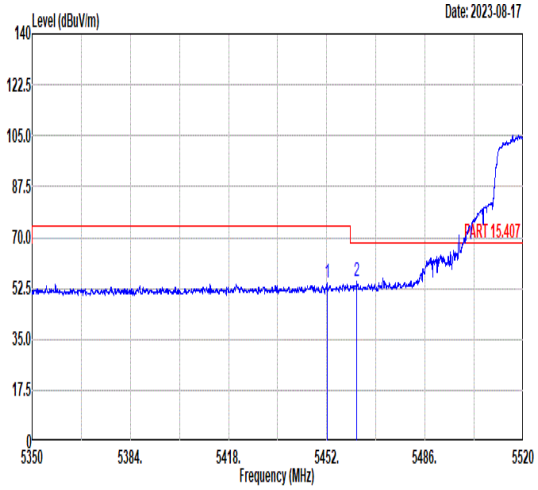 Freq Level Limit Line Margin (dB) Read Level Ant Factor Cable Loss Preamp Factor APos TPos Remark 1 5452.09 54.16 74.00 -19.84 40.42 34.81 11.09 32.16 224 290 PEAK 2 5462.30 54.84 68.30 -13.46 41.07 34.81 11.13 32.17 224 290 PEAK	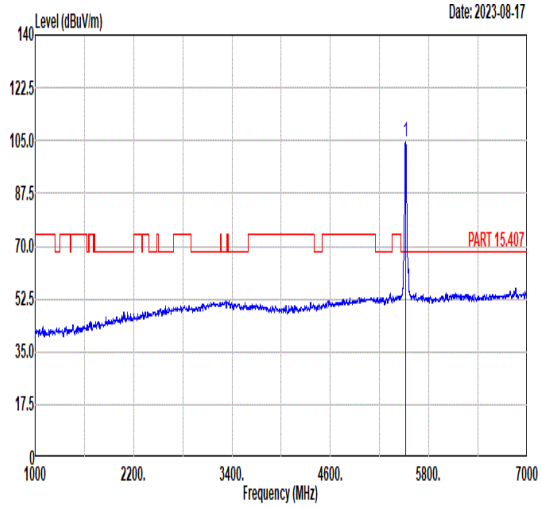 Freq Level Limit Line Margin (dB) Read Level Ant Factor Cable Loss Preamp Factor APos TPos Remark 1 5520.00 104.39 ------ ------ 90.42 34.83 11.37 32.23 224 290 PEAK
Avg	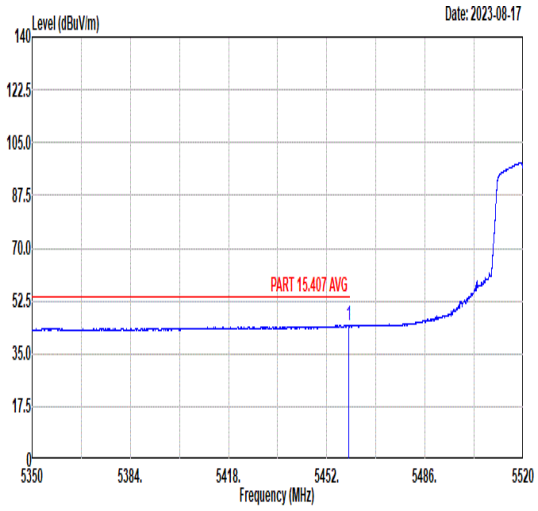 Freq Level Limit Line Margin (dB) Read Level Ant Factor Cable Loss Preamp Factor APos TPos Remark 1 5459.58 44.41 54.00 -9.59 30.64 34.81 11.12 32.16 224 290 AVERAGE	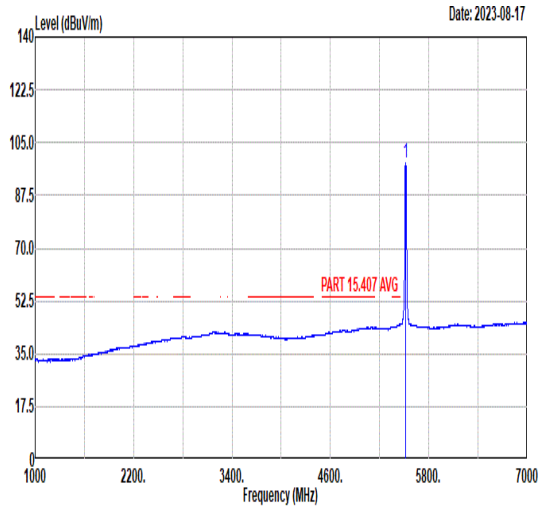 Freq Level Limit Line Margin (dB) Read Level Ant Factor Cable Loss Preamp Factor APos TPos Remark 1 5520.00 98.06 ------ ------ 84.11 34.82 11.35 32.22 224 290 AVERAGE

Mode	47
	Band Edge
	U-NII-2C_5.47-5.725_802.11n HT20_CH104_5520MHz
ANT	22

Pol.	Vertical	Fundamental
Peak	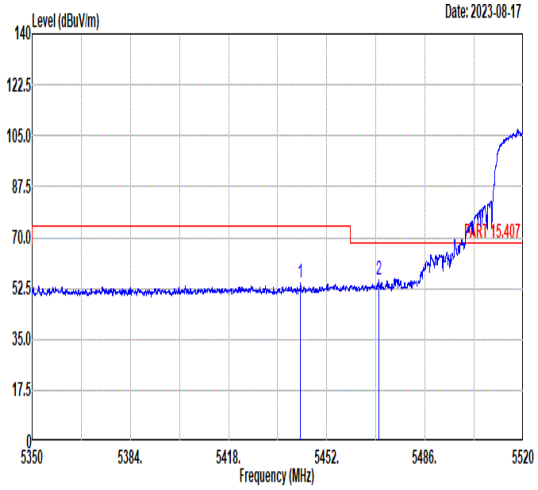 Freq Level Limit Line Margin (dB) Read Level Ant Factor Cable Loss Preamp Factor APos TPos Remark 1 5442.92 54.31 74.00 -19.69 40.59 34.81 11.05 32.14 296 269 PEAK 2 5469.94 55.69 68.30 -12.61 41.90 34.81 11.16 32.18 296 269 PEAK	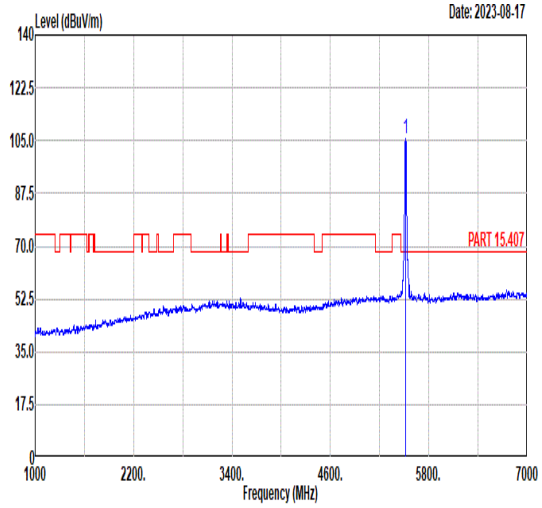 Freq Level Limit Line Margin (dB) Read Level Ant Factor Cable Loss Preamp Factor APos TPos Remark 1 5520.00 105.49 ------ ------ 91.54 34.82 11.35 32.22 296 269 PEAK
Avg	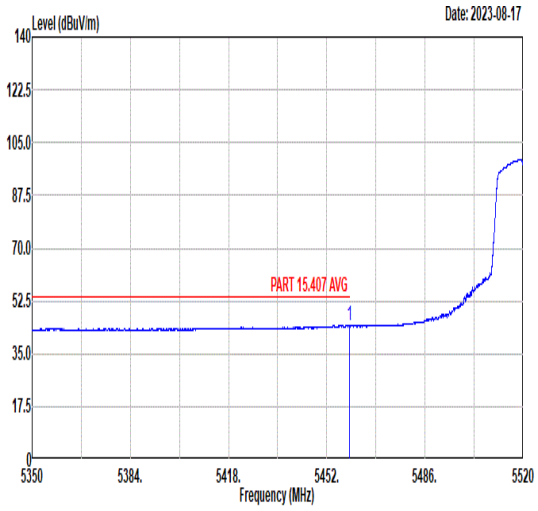 Freq Level Limit Line Margin (dB) Read Level Ant Factor Cable Loss Preamp Factor APos TPos Remark 1 5459.92 44.32 54.00 -9.68 30.56 34.81 11.12 32.17 296 269 AVERAGE	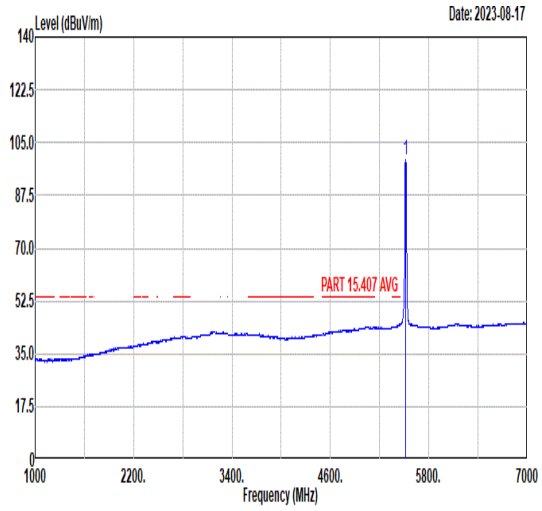 Freq Level Limit Line Margin (dB) Read Level Ant Factor Cable Loss Preamp Factor APos TPos Remark 1 5520.00 99.23 ------ ------ 85.28 34.82 11.35 32.22 296 269 AVERAGE

Mode	48	
	Band Edge	
	U-NII-2C_5.47-5.725_802.11n HT20_CH136_5680MHz	
ANT	22	
Pol.	Horizontal	Fundamental
Peak	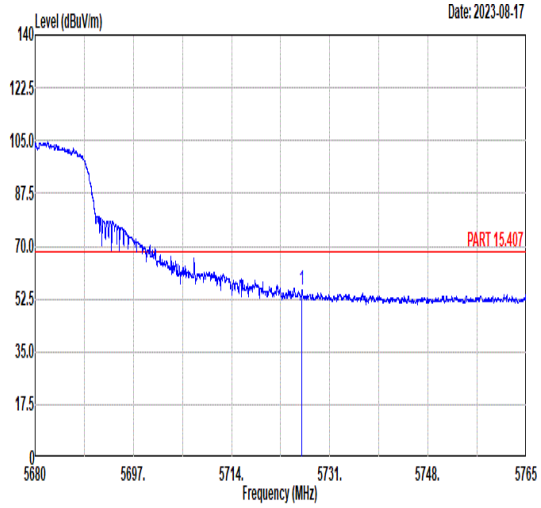 Freq Level Limit Line Margin (dB) Read Level Ant Factor Cable Loss Preamp Factor APos TPos Remark MHz dBuV/m dBuV/m dBuV dB/m dB dB cm deg 1 5726.20 55.33 68.30 -12.97 40.95 35.12 11.65 32.39 215 293 PEAK	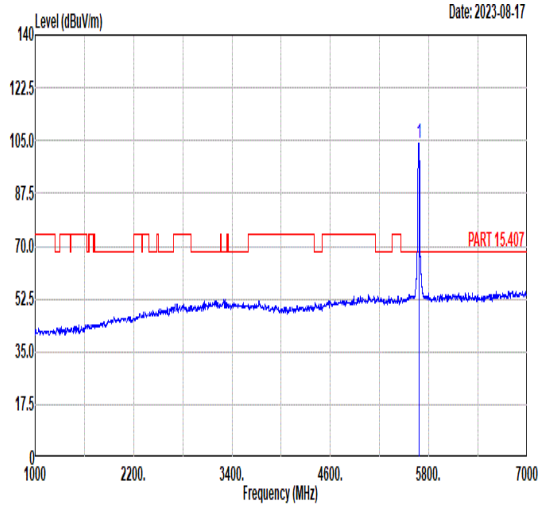 Freq Level Limit Line Margin (dB) Read Level Ant Factor Cable Loss Preamp Factor APos TPos Remark MHz dBuV/m dBuV/m dBuV dB/m dB dB cm deg 1 5680.00 104.02 ------ ------ 89.64 35.05 11.68 32.35 215 293 PEAK
Avg	Blank	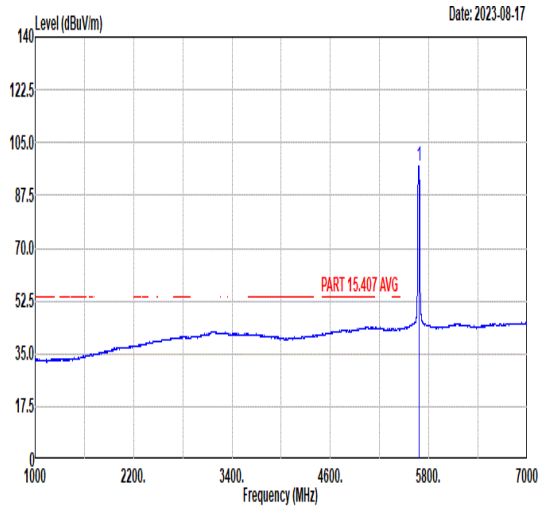 Freq Level Limit Line Margin (dB) Read Level Ant Factor Cable Loss Preamp Factor APos TPos Remark MHz dBuV/m dBuV/m dBuV dB/m dB dB cm deg 1 5680.00 97.37 ------ ------ 82.99 35.05 11.68 32.35 215 293 AVERAGE

Mode	48	
	Band Edge	
	U-NII-2C_5.47-5.725_802.11n HT20_CH136_5680MHz	
ANT	22	
Pol.	Vertical	Fundamental
Peak	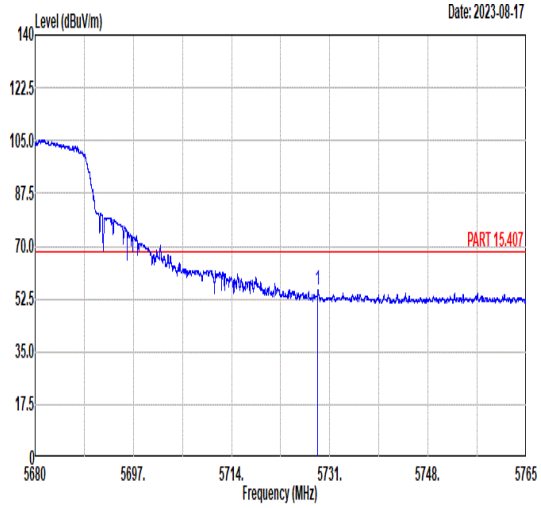 Freq Level Limit Line Margin (dB) Read Level Ant Factor Cable Loss Preamp Factor APos TPos Remark MHz dBuV/m dBuV/m dBuV dB/m dB dB cm deg 1 5728.93 55.28 68.30 -13.02 40.90 35.12 11.65 32.39 292 269 PEAK	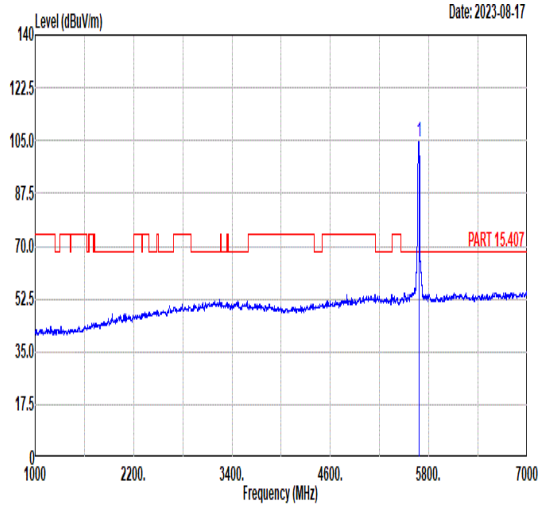 Freq Level Limit Line Margin (dB) Read Level Ant Factor Cable Loss Preamp Factor APos TPos Remark MHz dBuV/m dBuV/m dBuV dB/m dB dB cm deg 1 5680.00 104.83 ------ ------ 90.45 35.05 11.68 32.35 292 269 PEAK
Avg	Blank	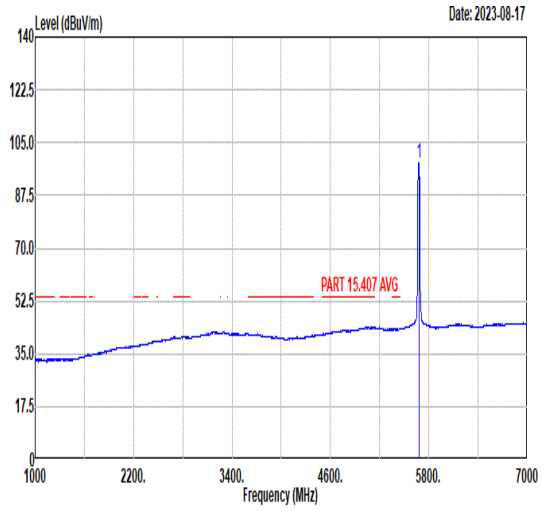 Freq Level Limit Line Margin (dB) Read Level Ant Factor Cable Loss Preamp Factor APos TPos Remark MHz dBuV/m dBuV/m dBuV dB/m dB dB cm deg 1 5680.00 98.47 ------ ------ 84.09 35.05 11.68 32.35 292 269 AVERAGE

Mode	49
	Band Edge - L
	U-NII-2C_5.47-5.725_802.11n HT40_CH110_5550MHz
ANT	22

Pol.	Horizontal	Fundamental
Peak	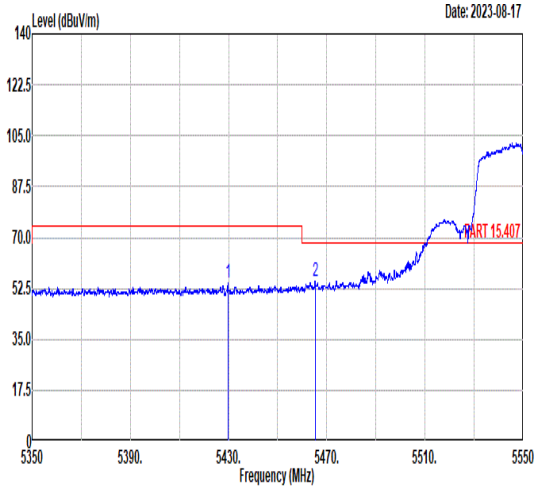 Freq Level Limit Line Margin (dB) Read Level Ant Factor Cable Loss Preamp Factor APos TPos Remark 1 5429.72 54.21 74.00 -19.79 40.54 34.81 10.99 32.13 213 292 PEAK 2 5465.28 54.76 68.30 -13.54 40.98 34.81 11.14 32.17 213 292 PEAK	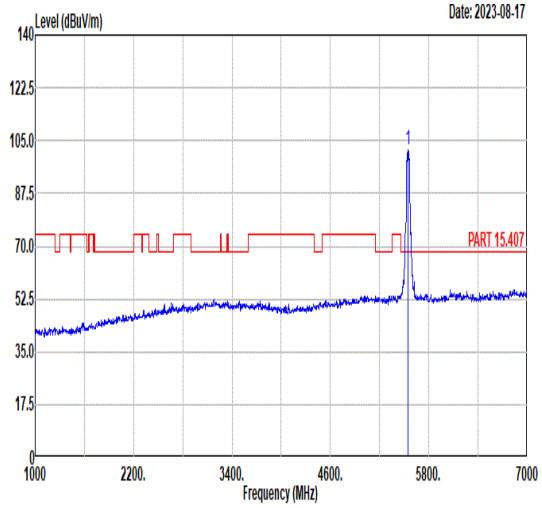 Freq Level Limit Line Margin (dB) Read Level Ant Factor Cable Loss Preamp Factor APos TPos Remark 1 5550.00 101.80 ------ ------ 87.71 34.86 11.47 32.24 213 292 PEAK
Avg	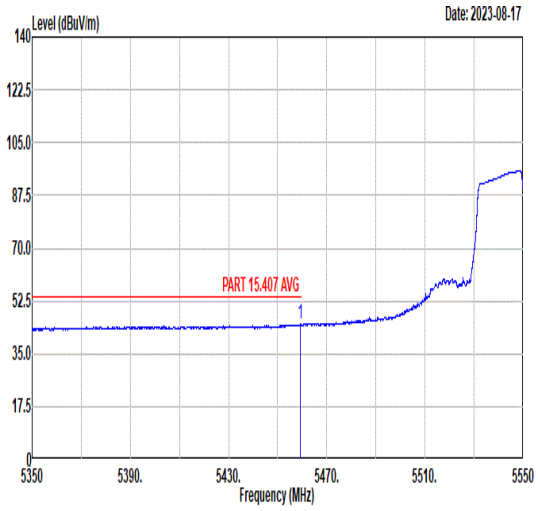 Freq Level Limit Line Margin (dB) Read Level Ant Factor Cable Loss Preamp Factor APos TPos Remark 1 5459.30 44.82 54.00 -9.18 31.05 34.81 11.12 32.16 213 292 AVERAGE	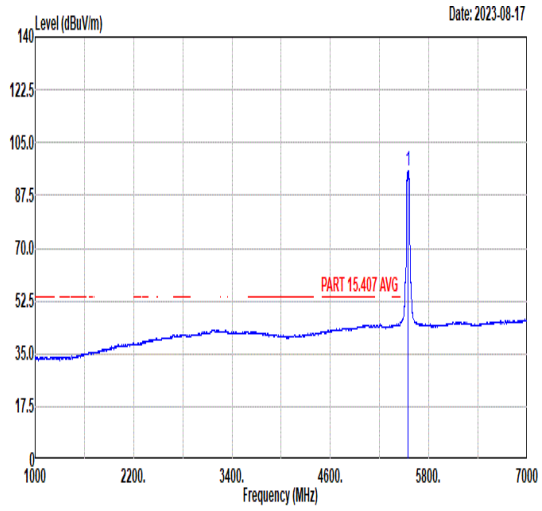 Freq Level Limit Line Margin (dB) Read Level Ant Factor Cable Loss Preamp Factor APos TPos Remark 1 5550.00 95.50 ------ ------ 81.41 34.86 11.47 32.24 213 292 AVERAGE

Mode	49	
	Band Edge - R	
	U-NII-2C_5.47-5.725_802.11n HT40_CH110_5550MHz	
ANT	22	
Pol.	Horizontal	Fundamental
Peak	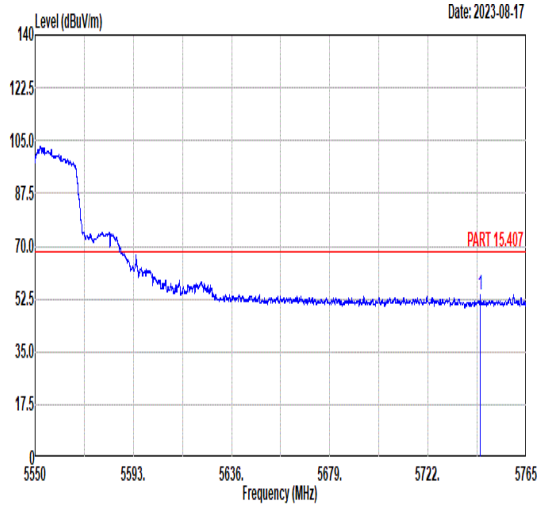 Freq Level Limit Line Margin (dB) Read Level Ant Factor Cable Loss Preamp Factor APos TPos Remark MHz dBuV/m dBuV/m dBuV dB/m dB dB cm deg 1 5744.90 53.95 68.30 -14.35 39.57 35.14 11.64 32.40 213 292 PEAK	Blank

Mode	49
	Band Edge - L
	U-NII-2C_5.47-5.725_802.11n HT40_CH110_5550MHz
ANT	22

Pol.	Vertical	Fundamental
Peak	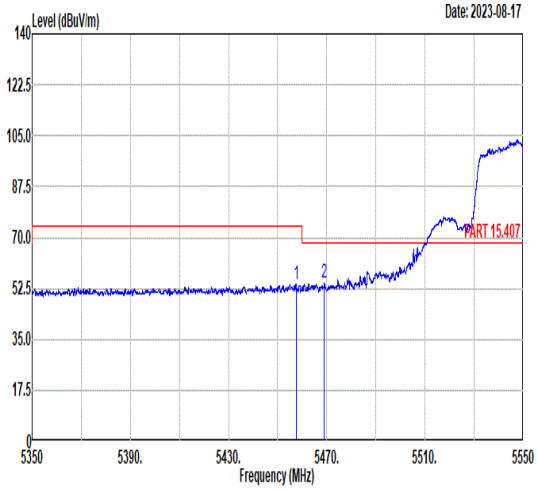 Freq Level Limit Line Margin (dB) Read Level Ant Factor Cable Loss Preamp Factor APos TPos Remark 1 5457.50 53.71 74.00 -20.29 39.95 34.81 11.11 32.16 289 269 PEAK 2 5468.92 54.40 68.30 -13.90 40.61 34.81 11.16 32.18 289 269 PEAK	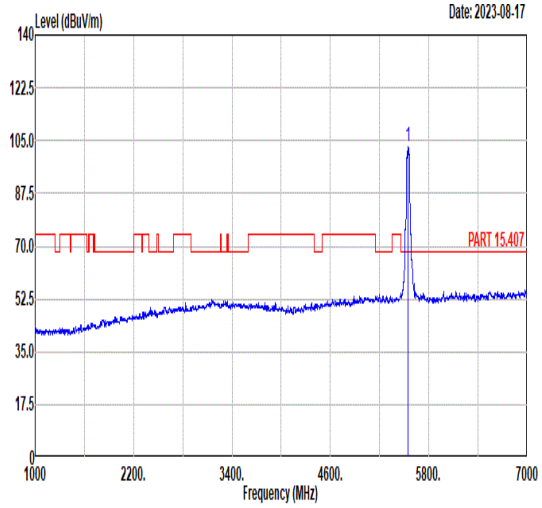 Freq Level Limit Line Margin (dB) Read Level Ant Factor Cable Loss Preamp Factor APos TPos Remark 1 5550.00 103.19 ------ ------ 89.10 34.86 11.47 32.24 289 269 PEAK
Avg	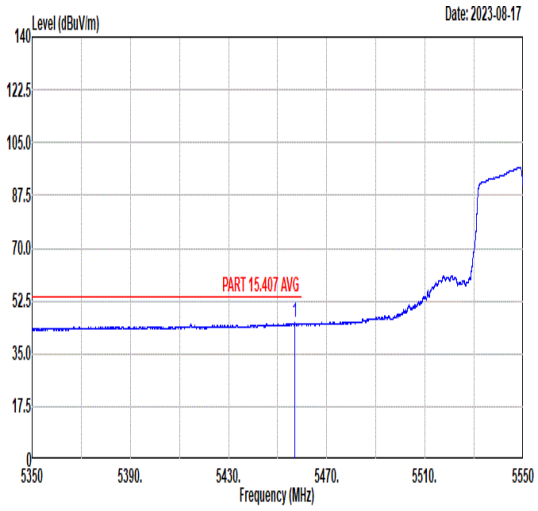 Freq Level Limit Line Margin (dB) Read Level Ant Factor Cable Loss Preamp Factor APos TPos Remark 1 5456.92 45.25 54.00 -8.75 31.49 34.81 11.11 32.16 289 269 AVERAGE	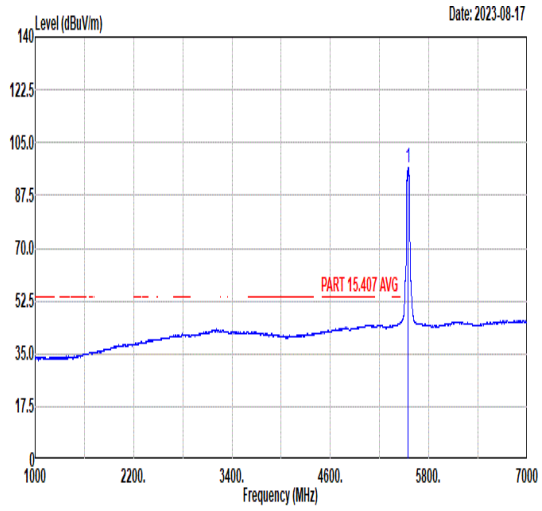 Freq Level Limit Line Margin (dB) Read Level Ant Factor Cable Loss Preamp Factor APos TPos Remark 1 5550.00 96.47 ------ ------ 82.36 34.87 11.49 32.25 289 269 AVERAGE

Mode	49	
	Band Edge - R	
	U-NII-2C_5.47-5.725_802.11n HT40_CH110_5550MHz	
ANT	22	
Pol.	Vertical	Fundamental
Peak	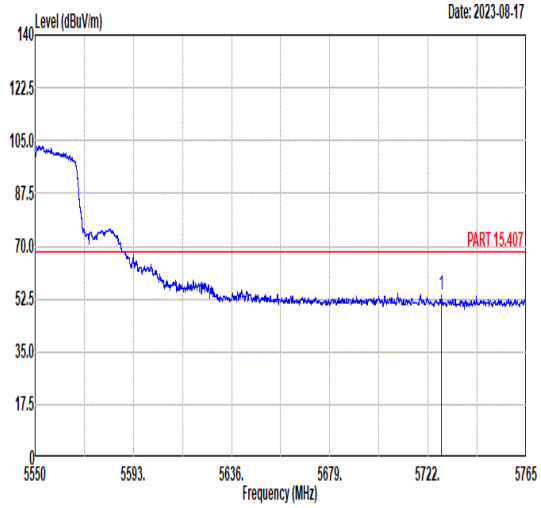 Freq Level Limit Line Margin (dB) Read Level Ant Factor Cable Loss Preamp Factor APos TPos Remark MHz dBuV/m dBuV/m dBuV dB/m dB dB cm deg 1 5727.91 53.69 68.30 -14.61 39.31 35.12 11.65 32.39 289 269 PEAK	Blank

Mode	50	
	Band Edge - L	
	U-NII-2C_5.47-5.725_802.11n HT40_CH126_5630MHz	
ANT	22	
Pol.	Horizontal	Fundamental
Peak	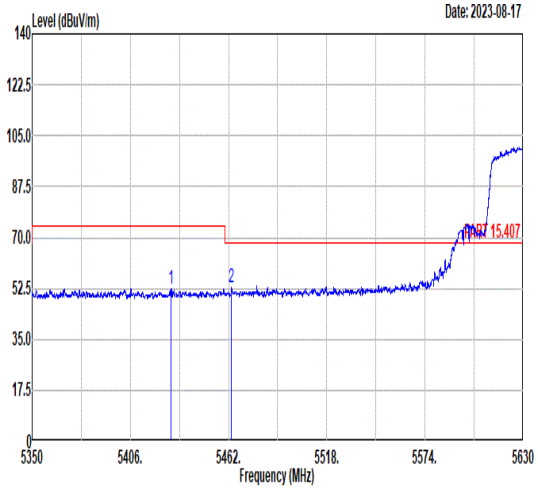 Freq Level Limit Line Margin (dB) Read Level Ant Factor Cable Loss Preamp Factor APos TPos Remark 1 5429.38 52.38 74.00 -21.62 38.71 34.81 10.99 32.13 216 292 PEAK 2 5463.57 52.71 68.30 -15.59 38.94 34.81 11.13 32.17 216 292 PEAK	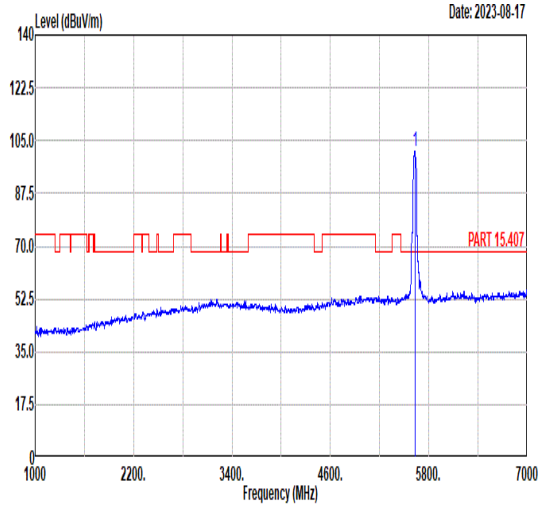 Freq Level Limit Line Margin (dB) Read Level Ant Factor Cable Loss Preamp Factor APos TPos Remark 1 5630.00 101.44 ------ ------ 87.07 34.98 11.70 32.31 216 292 PEAK
Avg	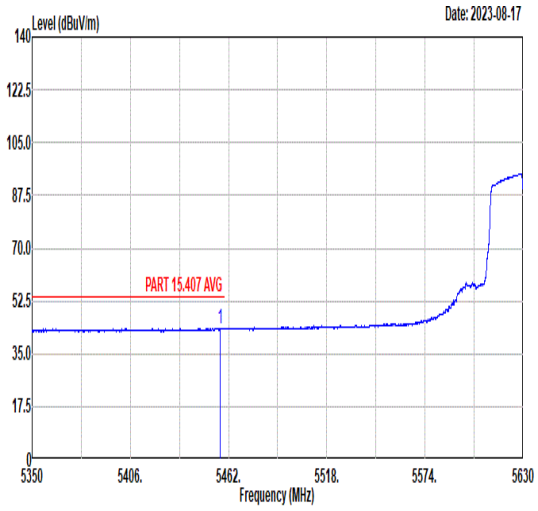 Freq Level Limit Line Margin (dB) Read Level Ant Factor Cable Loss Preamp Factor APos TPos Remark 1 5457.10 43.40 54.00 -10.60 29.64 34.81 11.11 32.16 216 292 AVERAGE	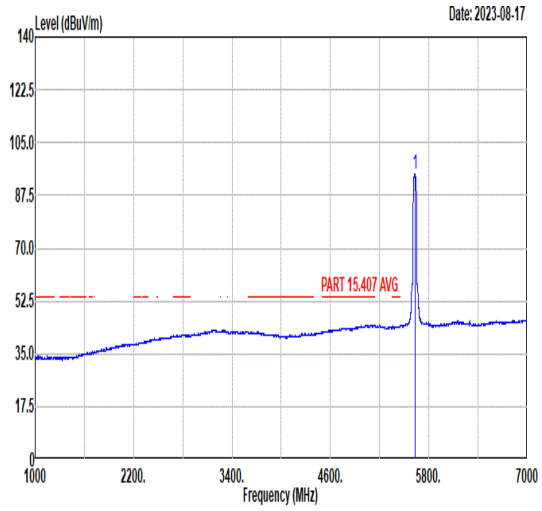 Freq Level Limit Line Margin (dB) Read Level Ant Factor Cable Loss Preamp Factor APos TPos Remark 1 5630.00 94.82 ------ ------ 80.45 34.98 11.70 32.31 216 292 AVERAGE

Mode	50	
	Band Edge - R	
	U-NII-2C_5.47-5.725_802.11n HT40_CH126_5630MHz	
ANT	22	
Pol.	Horizontal	Fundamental
Peak	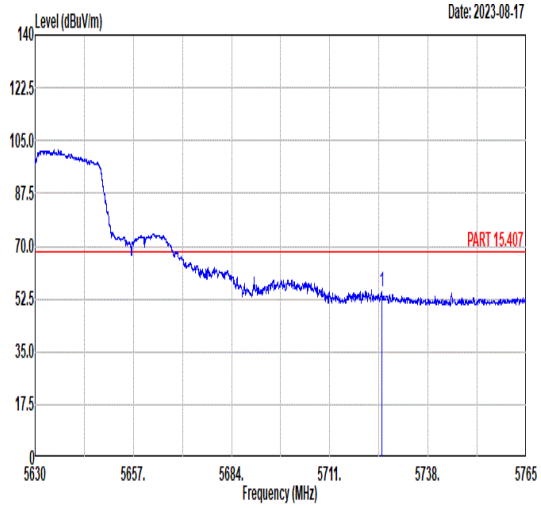 Freq Level Limit Line Margin (dB) Read Level Ant Factor Cable Loss Preamp Factor APos TPos Remark MHz dBuV/m dBuV/m dBuV dB/m dB dB cm deg 1 5725.24 54.99 68.30 -13.31 40.61 35.12 11.65 32.39 216 292 PEAK	Blank

Mode	50
	Band Edge - L
	U-NII-2C_5.47-5.725_802.11n HT40_CH126_5630MHz
ANT	22

Pol.	Vertical	Fundamental
Peak	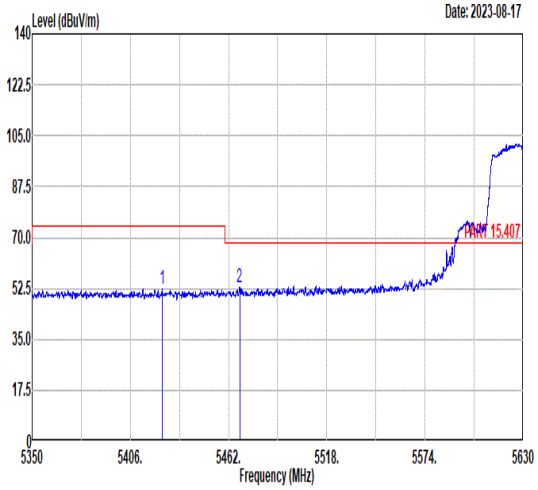 Freq Level Limit Line Margin (dB) Read Level Ant Factor Cable Loss Preamp Factor APos TPos Remark 1 5424.06 52.44 74.00 -21.56 38.77 34.82 10.97 32.12 297 270 PEAK 2 5468.30 53.00 68.30 -15.30 39.22 34.81 11.15 32.18 297 270 PEAK	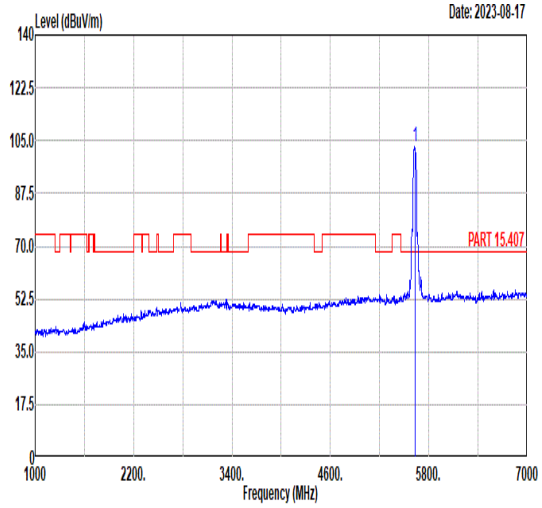 Freq Level Limit Line Margin (dB) Read Level Ant Factor Cable Loss Preamp Factor APos TPos Remark 1 5630.00 102.77 ------ ------ 88.41 34.97 11.70 32.31 297 270 PEAK
Avg	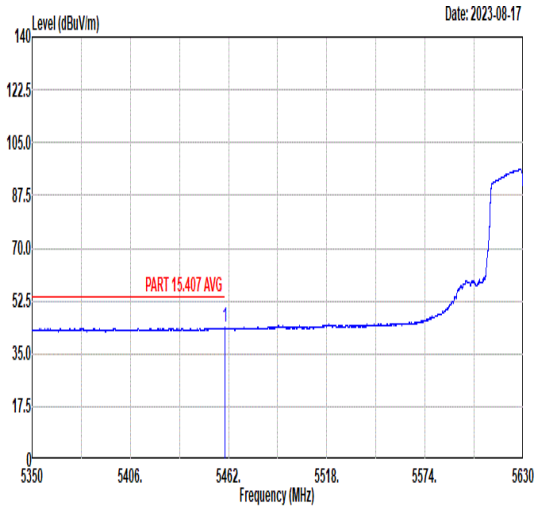 Freq Level Limit Line Margin (dB) Read Level Ant Factor Cable Loss Preamp Factor APos TPos Remark 1 5459.93 43.68 54.00 -10.32 29.92 34.81 11.12 32.17 297 270 AVERAGE	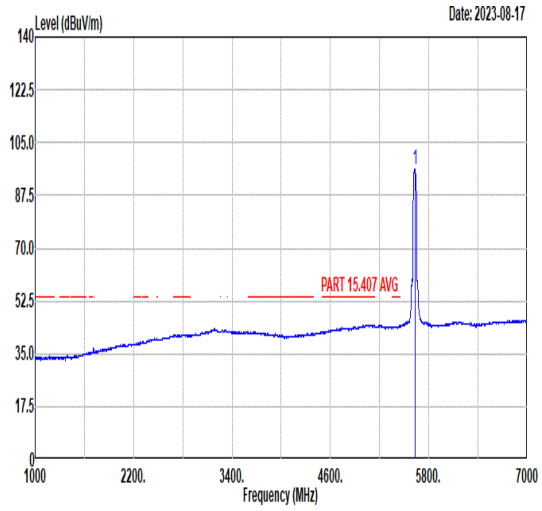 Freq Level Limit Line Margin (dB) Read Level Ant Factor Cable Loss Preamp Factor APos TPos Remark 1 5630.00 96.04 ------ ------ 81.67 34.98 11.70 32.31 297 270 AVERAGE

Mode	50	
	Band Edge - R	
	U-NII-2C_5.47-5.725_802.11n HT40_CH126_5630MHz	
ANT	22	
Pol.	Vertical	Fundamental
Peak	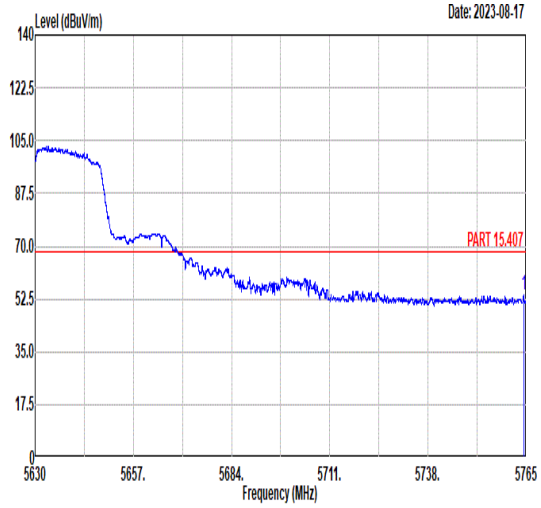 Freq Level Limit Line Margin (dB) Read Level Ant Factor Cable Loss Preamp Factor APos TPos Remark MHz dBuV/m dBuV/m dBuV dB/m dB dB cm deg 1 5764.27 53.82 68.30 -14.48 39.43 35.17 11.64 32.42 297 270 PEAK	Blank

Straddle Channel

<Mode 38> Band 3 - Straddle Channel

WIFI 802.11a (Band Edge @ 3m)

WIFI Ant. 5+6	Note	Frequency (MHz)	Level (dBμV/m)	Margin (dB)	Limit Line (dBμV/m)	Read Level (dBμV)	Antenna Factor (dB/m)	Path Loss (dB)	Preamp Factor (dB)	Ant Pos (cm)	Table Pos (deg)	Peak Avg. (P/A)	Pol. (H/V)
802.11a CH 144 5720MHz		5358.8	52.45	-21.55	74	38.73	34.83	10.93	32.04	100	297	P	H
		5460.55	51.2	-17.1	68.3	37.5	34.81	11.06	32.17	100	297	P	H
	*	5720	105.36	-	-	90.97	35.11	11.66	32.38	100	297	P	H
		5864.8	52.54	-15.76	68.3	38.24	35.31	11.49	32.5	100	297	P	H
		5457.25	42.38	-11.62	54	28.68	34.81	11.06	32.17	100	297	P	H
	*	5720	98.98	-	-	84.59	35.11	11.66	32.38	100	297	A	H
		5400.05	52.42	-21.58	74	38.81	34.82	10.9	32.11	400	209	P	V
		5460.55	51.45	-16.85	68.3	37.75	34.81	11.06	32.17	400	209	P	V
	*	5720	103.04	-	-	88.65	35.11	11.66	32.38	400	209	P	V
		5884.6	52.46	-15.84	68.3	38.15	35.34	11.49	32.52	400	209	P	V
		5457.8	42.32	-11.68	54	28.62	34.81	11.06	32.17	400	209	P	V
	*	5720	96.76	-	-	82.37	35.11	11.66	32.38	400	209	A	V
Remark	1. No other spurious found. 2. All results are PASS against Peak and Average limit line.												

<Mode 38> Band 3 - Straddle Channel

WIFI 802.11a (Harmonic @ 3m)

WIFI Ant. 5+6	Note	Frequency (MHz)	Level (dBμV/m)	Margin (dB)	Limit Line (dBμV/m)	Read Level (dBμV)	Antenna Factor (dB/m)	Path Loss (dB)	Preamp Factor (dB)	Ant Pos (cm)	Table Pos (deg)	Peak Avg. (P/A)	Pol. (H/V)
802.11a CH 144 5720MHz		11440	50.25	-23.75	74	46.4	39.75	14.81	50.71	-	-	P	H
		17160	51.02	-17.28	68.3	42.91	42.44	17.54	51.87	-	-	P	H
		11440	49.46	-24.54	74	45.61	39.75	14.81	50.71	-	-	P	V
		17160	50.55	-17.75	68.3	42.44	42.44	17.54	51.87	-	-	P	V
Remark	1. No other spurious found. 2. All results are PASS against Peak and Average limit line.												

<Mode 39> Band 3 - Straddle Channel
WIFI 802.11n HT20 (Band Edge @ 3m)

WIFI Ant. 5+6	Note	Frequency (MHz)	Level (dBµV/m)	Margin (dB)	Limit Line (dBµV/m)	Read Level (dBµV)	Antenna Factor (dB/m)	Path Loss (dB)	Preamp Factor (dB)	Ant Pos (cm)	Table Pos (deg)	Peak Avg. (P/A)	Pol. (H/V)
802.11n HT20 CH 144 5720MHz		5386.3	51.75	-22.25	74	38.07	34.82	10.93	32.07	100	298	P	H
		5464.95	51.59	-16.71	68.3	37.89	34.81	11.06	32.17	100	298	P	H
	*	5720	104.97	-	-	90.58	35.11	11.66	32.38	100	298	P	H
		5861.5	52.45	-15.85	68.3	38.15	35.31	11.49	32.5	100	298	P	H
		5458.35	42.37	-11.63	54	28.67	34.81	11.06	32.17	100	298	P	H
	*	5720	98.22	-	-	83.83	35.11	11.66	32.38	100	298	A	H
		5398.95	51.91	-22.09	74	38.3	34.82	10.9	32.11	363	266	P	V
		5460	51.42	-16.88	68.3	37.72	34.81	11.06	32.17	363	266	P	V
	*	5720	103.18	-	-	88.79	35.11	11.66	32.38	363	266	P	V
		5869.75	52.22	-16.08	68.3	37.91	35.32	11.49	32.5	363	266	P	V
		5452.3	42.2	-11.8	54	28.5	34.81	11.06	32.17	363	266	P	V
	*	5720	96.38	-	-	81.99	35.11	11.66	32.38	363	266	A	V
Remark	1. No other spurious found. 2. All results are PASS against Peak and Average limit line.												

<Mode 39> Band 3 - Straddle Channel
WIFI 802.11n HT20 (Harmonic @ 3m)

WIFI Ant. 5+6	Note	Frequency (MHz)	Level (dBµV/m)	Margin (dB)	Limit Line (dBµV/m)	Read Level (dBµV)	Antenna Factor (dB/m)	Path Loss (dB)	Preamp Factor (dB)	Ant Pos (cm)	Table Pos (deg)	Peak Avg. (P/A)	Pol. (H/V)
802.11n HT20 CH 144 5720MHz		11440	49.61	-24.39	74	45.76	39.75	14.81	50.71	-	-	P	H
		17160	50.86	-17.44	68.3	42.75	42.44	17.54	51.87	-	-	P	H
		11440	49.79	-24.21	74	45.94	39.75	14.81	50.71	-	-	P	V
		17160	50.36	-17.94	68.3	42.25	42.44	17.54	51.87	-	-	P	V
Remark	1. No other spurious found. 2. All results are PASS against Peak and Average limit line.												

<Mode 40> Band 3 - Straddle Channel

WIFI 802.11n HT40 (Band Edge @ 3m)

WIFI Ant. 5+6	Note	Frequency (MHz)	Level (dBμV/m)	Margin (dB)	Limit Line (dBμV/m)	Read Level (dBμV)	Antenna Factor (dB/m)	Path Loss (dB)	Preamp Factor (dB)	Ant Pos (cm)	Table Pos (deg)	Peak Avg. (P/A)	Pol. (H/V)
802.11n HT 40 CH 142 5710MHz		5352.75	52.82	-21.18	74	39.1	34.83	10.93	32.04	347	273	P	H
		5467.15	51.54	-16.76	68.3	37.68	34.81	11.22	32.17	347	273	P	H
	*	5710	101.48	-	-	87.11	35.09	11.66	32.38	347	273	P	H
		5869.75	52.35	-15.95	68.3	38.04	35.32	11.49	32.5	347	273	P	H
		5458.35	43.16	-10.84	54	29.46	34.81	11.06	32.17	347	273	P	H
	*	5710	94.25	-	-	79.88	35.09	11.66	32.38	347	273	A	H
		5352.75	51.83	-22.17	74	38.11	34.83	10.93	32.04	100	296	P	V
		5462.2	51.04	-17.26	68.3	37.34	34.81	11.06	32.17	100	296	P	V
	*	5710	100.65	-	-	86.28	35.09	11.66	32.38	100	296	P	V
		5859.85	52.3	-16	68.3	38.01	35.3	11.49	32.5	100	296	P	V
		5447.9	43.28	-10.72	54	29.55	34.81	11.06	32.14	100	296	P	V
	*	5710	94.3	-	-	79.93	35.09	11.66	32.38	100	296	A	V
Remark	1. No other spurious found. 2. All results are PASS against Peak and Average limit line.												

<Mode 41> Band 3 - Straddle Channel

WIFI 802.11n HT80 (Band Edge @ 3m)

WIFI Ant. 5+6	Note	Frequency (MHz)	Level (dBμV/m)	Margin (dB)	Limit Line (dBμV/m)	Read Level (dBμV)	Antenna Factor (dB/m)	Path Loss (dB)	Preamp Factor (dB)	Ant Pos (cm)	Table Pos (deg)	Peak Avg. (P/A)	Pol. (H/V)
802.11n HT80 CH 138 5690MHz		5440.75	51.87	-22.13	74	38.14	34.81	11.06	32.14	100	298	P	H
		5467.7	50.69	-17.61	68.3	36.83	34.81	11.22	32.17	100	298	P	H
	*	5690	90.91	-	-	76.53	35.07	11.67	32.36	100	298	P	H
		5869.2	52.11	-16.19	68.3	37.8	35.32	11.49	32.5	100	298	P	H
		5397.85	44.52	-9.48	54	30.87	34.82	10.9	32.07	100	298	P	H
	*	5690	84.77	-	-	70.39	35.07	11.67	32.36	100	298	A	H
		5456.15	51.58	-22.42	74	37.88	34.81	11.06	32.17	349	274	P	V
		5462.2	51.85	-16.45	68.3	38.15	34.81	11.06	32.17	349	274	P	V
	*	5690	90.63	-	-	76.25	35.07	11.67	32.36	349	274	P	V
		5878.55	53.45	-14.85	68.3	39.13	35.33	11.49	32.5	349	274	P	V
		5439.1	44.57	-9.43	54	30.84	34.81	11.06	32.14	349	274	P	V
	*	5690	84.01	-	-	69.63	35.07	11.67	32.36	349	274	A	V
Remark	1. No other spurious found. 2. All results are PASS against Peak and Average limit line.												

Straddle Channel

Band 3 - Straddle Channel

WIFI 802.11a (Band Edge @ 3m)

WIFI	Band 3 Straddle Channel Band Edge @ 3m	
ANT	802.11a CH144 5720MHz - L	
22	Horizontal	Fundamental
Peak	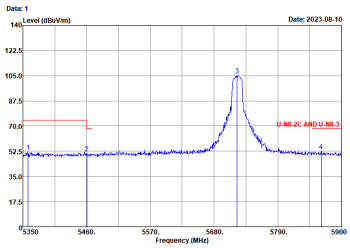 Over Limit ReadAntenna Cable Preamp A/Pos T/Pos Freq Level Limit Line Level Factor Loss Factor Remark MHz dBuV/m dB dBuV/m dBuV dB/m dB dB cm deg 1 5358.800 52.45 -21.55 74.00 38.73 34.83 10.93 32.04 100 297 Peak 2 5460.550 51.20 -17.10 68.30 37.50 34.81 11.06 32.17 100 297 Peak 3 5720.000 105.36 ------ ------ 90.97 35.11 11.66 32.38 100 297 Peak 4 5864.800 52.54 -15.76 68.30 38.24 35.31 11.49 32.50 100 297 Peak	Left blank
Avg.	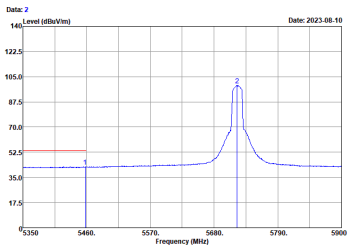 Over Limit ReadAntenna Cable Preamp A/Pos T/Pos Freq Level Limit Line Level Factor Loss Factor Remark MHz dBuV/m dB dBuV/m dBuV dB/m dB dB cm deg 1 5457.250 42.38 -11.62 54.00 28.68 34.81 11.06 32.17 100 297 Peak 2 5720.000 98.98 ------ ------ 84.59 35.11 11.66 32.38 100 297 Average	Left blank

WIFI	Band 3 Straddle Channel Band Edge @ 3m	
ANT	802.11a CH144 5720MHz - L	
22	Vertical	Fundamental
Peak	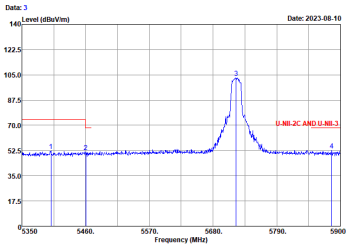 Over Limit ReadAntenna Cable Preamp A/Pos T/Pos Freq Level Limit Line Level Factor Loss Factor Remark MHz dBuV/m dB dBuV/m dBuV dB/m dB dB cm deg 1 5400.050 52.42 -21.58 74.00 38.81 34.82 10.90 32.11 400 209 Peak 2 5460.550 51.45 -16.85 68.30 37.75 34.81 11.06 32.17 400 209 Peak 3 5720.000 103.04 ------ ------ 88.65 35.11 11.66 32.38 400 209 Peak 4 5884.600 52.46 -15.84 68.30 38.15 35.34 11.49 32.52 400 209 Peak	Left blank
Avg.	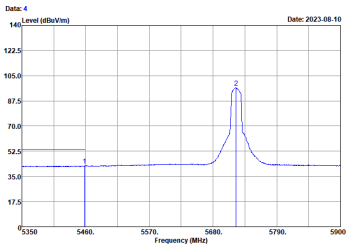 Over Limit ReadAntenna Cable Preamp A/Pos T/Pos Freq Level Limit Line Level Factor Loss Factor Remark MHz dBuV/m dB dBuV/m dBuV dB/m dB dB cm deg 1 5457.800 42.32 -11.68 54.00 28.62 34.81 11.06 32.17 400 209 Peak 2 5720.000 96.76 ------ ------ 82.37 35.11 11.66 32.38 400 209 Average	Left blank

Band 3 – Straddle Channel
WIFI 802.11n HT20 (Band Edge @ 3m)

WIFI	Band 3 Straddle Channel Band Edge @ 3m	
ANT	802.11n20 CH144 5720MHz - L	
22	Horizontal	Fundamental
Peak	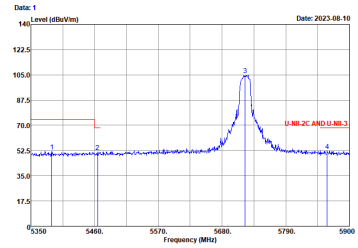 Freq Level Over Limit Limit Line ReadAntenna Level Cable Loss Preamp Factor A/Pos T/Pos Remark MHz dBuV/m dB dBuV/m dBuV dB/m dB dB cm deg 1 5386.300 51.75 -22.25 74.00 38.07 34.82 10.93 32.07 100 298 Peak 2 5464.950 51.59 -16.71 68.30 37.89 34.81 11.06 32.17 100 298 Peak 3 5720.000 104.97 ------ ------ 90.58 35.11 11.66 32.38 100 298 Peak 4 5861.500 52.45 -15.85 68.30 38.15 35.31 11.49 32.50 100 298 Peak	Left blank
Avg.	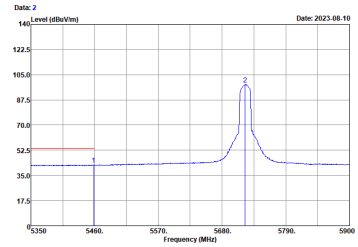 Freq Level Over Limit Limit Line ReadAntenna Level Cable Loss Preamp Factor A/Pos T/Pos Remark MHz dBuV/m dB dBuV/m dBuV dB/m dB dB cm deg 1 5458.350 42.37 -11.63 54.00 28.67 34.81 11.06 32.17 100 298 Peak 2 5720.000 98.22 ------ ------ 83.83 35.11 11.66 32.38 100 298 Average	Left blank

WIFI	Band 3 Straddle Channel Band Edge @ 3m	
ANT	802.11n20 CH144 5720MHz - L	
22	Vertical	Fundamental
Peak	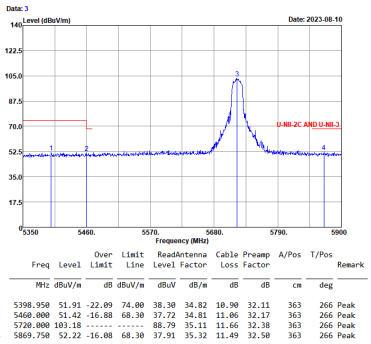 Over Limit Limit ReadAntenna Level Cable Loss Preamp Factor Factor A/Pos T/Pos Remark Freq Level MHz dBuV/m dB dBuV/m dBuV dB/m dB dB cm deg 1 5398.950 51.91 -22.09 74.00 38.30 34.82 10.90 32.11 363 266 Peak 2 5460.000 51.42 -16.88 68.30 37.72 34.81 11.06 32.17 363 266 Peak 3 5720.000 103.18 ------ ------ 88.79 35.11 11.66 32.38 363 266 Peak 4 5869.750 52.22 -16.08 68.30 37.91 35.32 11.49 32.50 363 266 Peak	Left blank
Avg.	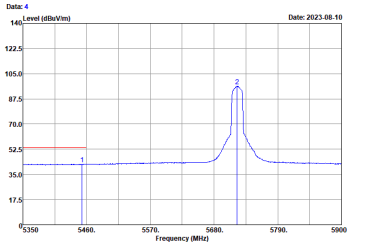 Over Limit Limit ReadAntenna Level Cable Loss Preamp Factor Factor A/Pos T/Pos Remark Freq Level MHz dBuV/m dB dBuV/m dBuV dB/m dB dB cm deg 1 5452.300 42.20 -11.80 54.00 28.50 34.81 11.06 32.17 363 266 Peak 2 5720.000 96.38 ------ ------ 81.99 35.11 11.66 32.38 363 266 Average	Left blank

Band 3 – Straddle Channel

WIFI 802.11n HT40 (Band Edge @ 3m)

WIFI	Band 3 Straddle Channel Band Edge @ 3m	
ANT	802.11n40 CH142 5710MHz - L	
22	Horizontal	Fundamental
Peak	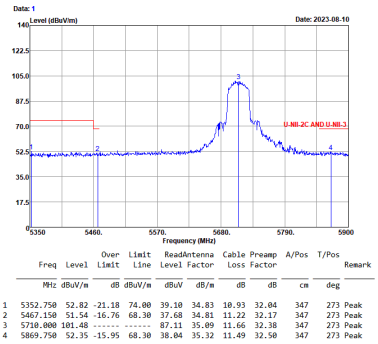	Left blank
Avg.	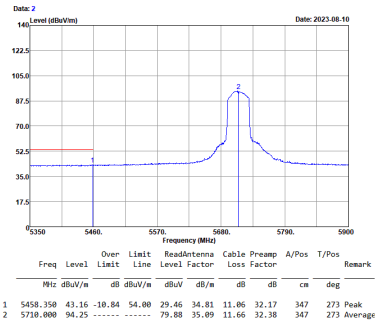	Left blank

WIFI	Band 3 Straddle Channel Band Edge @ 3m	
ANT	802.11n40 CH142 5710MHz - L	
22	Vertical	Fundamental
Peak	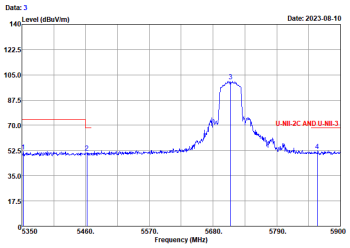 Over Limit ReadAntenna Cable Preamp A/Pos T/Pos Freq Level Limit Line Level Factor Loss Factor Remark MHz dBuV/m dB dBuV/m dBuV dB/m dB dB cm deg 1 5352.750 51.83 -22.17 74.00 38.11 34.83 10.93 32.04 100 296 Peak 2 5462.200 51.84 -17.26 68.30 37.34 34.81 11.06 32.17 100 296 Peak 3 5710.000 100.65 ------ ------ 86.28 35.09 11.66 32.38 100 296 Peak 4 5859.850 52.30 -16.00 68.30 38.01 35.30 11.49 32.50 100 296 Peak	Left blank
Avg.	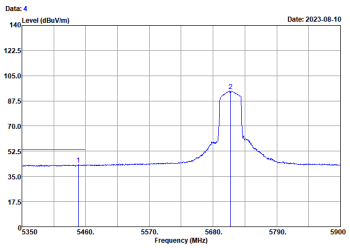 Over Limit ReadAntenna Cable Preamp A/Pos T/Pos Freq Level Limit Line Level Factor Loss Factor Remark MHz dBuV/m dB dBuV/m dBuV dB/m dB dB cm deg 1 5447.900 43.28 -10.72 54.00 29.55 34.81 11.06 32.14 100 296 Peak 2 5710.000 94.30 ------ ------ 79.93 35.09 11.66 32.38 100 296 Average	Left blank

Band 3 – Straddle Channel

WIFI 802.11ac HT80 (Band Edge @ 3m)

WIFI	Band 3 Straddle Channel Band Edge @ 3m	
ANT	802.11ac80 CH138 5690MHz - L	
22	Horizontal	Fundamental
Peak	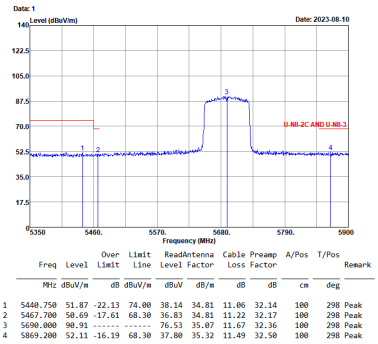	Left blank
Avg.	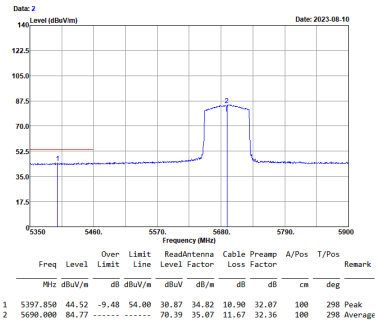	Left blank

WIFI	Band 3 Straddle Channel Band Edge @ 3m	
ANT	802.11ac CH138 5690MHz - L	
22	Vertical	Fundamental
Peak	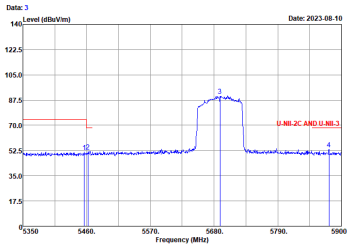 Over Limit ReadAntenna Cable Preamp A/Pos T/Pos Freq Level Limit Line Level Factor Loss Factor Remark MHz dBuV/m dB dBuV/m dBuV dB/m dB dB cm deg 1 5456.150 51.58 -22.42 74.00 37.88 34.81 11.06 32.17 349 274 Peak 2 5462.200 51.85 -16.45 68.30 38.15 34.81 11.06 32.17 349 274 Peak 3 5690.000 90.63 ------ ------ 76.25 35.07 11.67 32.36 349 274 Peak 4 5878.550 53.45 -14.85 68.30 39.13 35.33 11.49 32.50 349 274 Peak	Left blank
Avg.	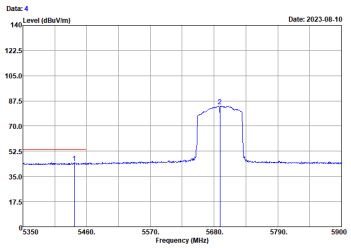 Over Limit ReadAntenna Cable Preamp A/Pos T/Pos Freq Level Limit Line Level Factor Loss Factor Remark MHz dBuV/m dB dBuV/m dBuV dB/m dB dB cm deg 1 5439.100 44.57 -9.43 54.00 30.84 34.81 11.06 32.14 349 274 Peak 2 5690.000 84.01 ------ ------ 69.63 35.07 11.67 32.36 349 274 Average	Left blank

Band 3 - Straddle Channel

WIFI 802.11a (Harmonic @ 3m)

WIFI	Band 3 Straddle Channel Harmonic @ 3m	
ANT	802.11a CH144 5720MHz	
22	Horizontal	Vertical
Peak Avg.	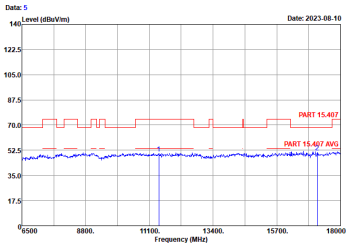 Over Limit ReadAntenna Cable Preamp A/Pos T/Pos Freq Level Limit Line Level Factor Loss Factor Remark MHz dBuV/m dB dBuV/m dBuV dB/m dB dB cm deg 1 11440.000 50.25 -23.75 74.00 46.40 39.75 14.81 50.71 --- --- Peak 2 17160.000 51.02 -17.28 68.30 42.91 42.44 17.54 51.87 --- --- Peak	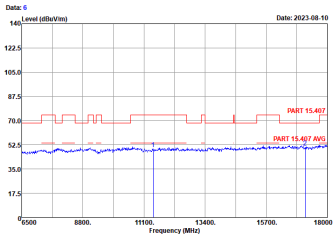 Over Limit ReadAntenna Cable Preamp A/Pos T/Pos Freq Level Limit Line Level Factor Loss Factor Remark MHz dBuV/m dB dBuV/m dBuV dB/m dB dB cm deg 1 11440.000 49.46 -24.54 74.00 45.61 39.75 14.81 50.71 --- --- Peak 2 17160.000 50.55 -17.75 68.30 42.44 42.44 17.54 51.87 --- --- Peak

Band 3 – Straddle Channel

WIFI 802.11n HT20 (Harmonic @ 3m)

WIFI	Band 3 Straddle Channel Harmonic @ 3m	
ANT	802.11n HT20 CH144 5720MHz	
22	Horizontal	Vertical
Peak Avg.	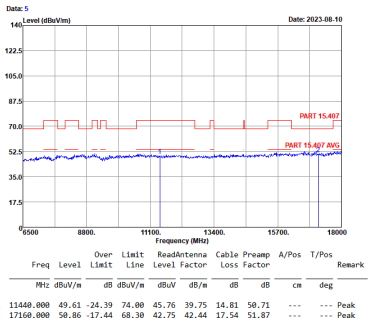 Freq Level Over Limit Limit Line ReadAntenna Level Cable Loss Preamp Factor A/Pos T/Pos Remark MHz dBuV/m dB dBuV/m dBuV dB/m dB dB cm deg 1 11440.000 49.61 -24.39 74.00 45.76 39.75 14.81 50.71 --- --- Peak 2 17160.000 50.86 -17.44 68.30 42.75 42.44 17.54 51.87 --- --- Peak	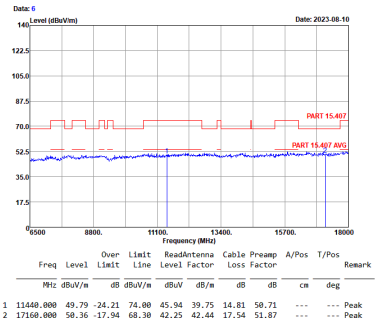 Freq Level Over Limit Limit Line ReadAntenna Level Cable Loss Preamp Factor A/Pos T/Pos Remark MHz dBuV/m dB dBuV/m dBuV dB/m dB dB cm deg 1 11440.000 49.79 -24.21 74.00 45.94 39.75 14.81 50.71 --- --- Peak 2 17160.000 50.36 -17.94 68.30 42.25 42.44 17.54 51.87 --- --- Peak

<Mode 44>

Co-location

WIFI 802. 11n_HT40_CH38 + LTE B13 Link (Band Edge @ 3m)

WIFI Ant.	Note	Frequency	Level	Margin Limit	Limit Line	Read Level	Antenna Factor	Path Loss	Preamp Factor	Ant Pos	Table Pos	Peak Avg.	22
22		(MHz)	(dBμV/m)	(dB)	(dBμV/m)	(dBμV)	(dB/m)	(dB)	(dB)	(cm)	(deg)	(P/A)	(H/V)
WIFI 802. 11n_HT40_ CH38 +B13 Link Co-location		5149.76	59.18	-14.82	74	45.01	34.87	11.09	31.79	100	295	P	H
		5150	46.42	-7.58	54	32.25	34.87	11.09	31.79	100	295	A	H
	*	5190	91.44	-	-	77.33	34.86	11.07	31.82	100	295	P	H
	*	5190	84.69	-	-	70.58	34.86	11.07	31.82	100	295	A	H
		5405.68	51.88	-22.12	74	38.27	34.82	10.9	32.11	100	295	P	H
		5356.4	42.91	-11.09	54	29.19	34.83	10.93	32.04	100	295	A	H
		5149.76	63.54	-10.46	74	49.37	34.87	11.09	31.79	316	271	P	V
		5150	47.35	-6.65	54	33.18	34.87	11.09	31.79	316	271	A	V
	*	5190	96.97	-	-	82.86	34.86	11.07	31.82	316	271	P	V
	*	5190	90.69	-	-	76.58	34.86	11.07	31.82	316	271	A	V
		5362.28	52.14	-21.86	74	38.42	34.83	10.93	32.04	316	271	P	V
		5358.64	42.79	-11.21	54	29.07	34.83	10.93	32.04	316	271	A	V
Remark	1. No other spurious found. 2. All results are PASS against Peak and Average limit line.												

WIFI 802. 11n_HT40_CH38 + LTE B13 Link (Harmonic @ 3m)

WIFI Ant.	Note	Frequency	Level	Margin Limit	Limit Line	Read Level	Antenna Factor	Path Loss	Preamp Factor	Ant Pos	Table Pos	Peak Avg.	22
		(MHz)	(dBμV/m)	(dB)	(dBμV/m)	(dBμV)	(dB/m)	(dB)	(dB)	(cm)	(deg)	(P/A)	(H/V)
WIFI 802. 11n_HT40_ CH38 +B13 Link Co-location		10380	50.02	-18.28	68.3	47.17	39.45	14.18	50.78			P	H
		15570	50.35	-23.65	74	43.09	41.84	16.88	51.46			P	H
		10380	50.51	-17.79	68.3	47.66	39.45	14.18	50.78			P	V
		15570	50.76	-23.24	74	43.5	41.84	16.88	51.46			P	V
Remark	1. No other spurious found. 2. All results are PASS against Peak and Average limit line.												

Co-location

UNII 2C - 5475-5725MHzMHz

WIFI 802. *11N_HT40_CH38+B13* Link (Band Edge @ 3m)

WIFI	UNII 2C - 5475-5725MHzMHz Band Edge @ 3m	
ANT	11N_HT40_CH38+B13 LinkCo-location	
22	Horizontal	Fundamental
Peak	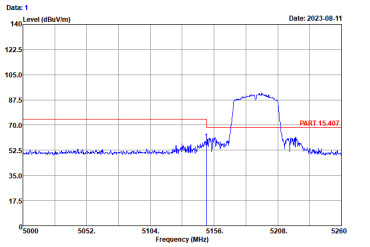 Freq Level Over Limit Limit Line ReadAntenna Level Factor Cable Loss Preamp Factor A/Pos T/Pos Remark MHz dBuV/m dB dBuV/m dBuV dB/m dB dB cm deg 1 5149.760 59.18 -14.82 74.00 45.01 34.87 11.09 31.79 100 295 Peak	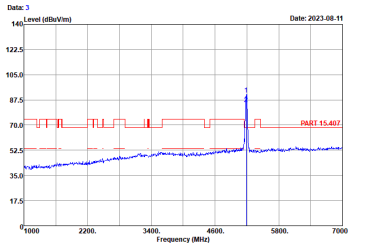 Freq Level Over Limit Limit Line ReadAntenna Level Factor Cable Loss Preamp Factor A/Pos T/Pos Remark MHz dBuV/m dB dBuV/m dBuV dB/m dB dB cm deg 1 5190.000 91.44 23.14 68.30 77.33 34.86 11.07 31.82 100 295 Peak 2 5190.000 84.69 ------ ------ 70.58 34.86 11.07 31.82 100 295 Average
Avg.	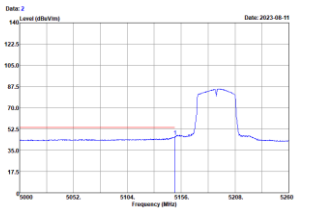 Freq Level Over Limit Limit Line ReadAntenna Level Factor Cable Loss Preamp Factor A/Pos T/Pos Remark MHz dBuV/m dB dBuV/m dBuV dB/m dB dB cm deg 1 5150.000 46.42 -7.58 54.00 32.25 34.87 11.09 31.79 100 295 Average	Left blank

WIFI	UNII 2C - 5475-5725MHzMHz Band Edge @ 3m	
ANT	11N_HT40_CH38+B13 LinkCo-location	
22	Horizontal	Fundamental
Peak	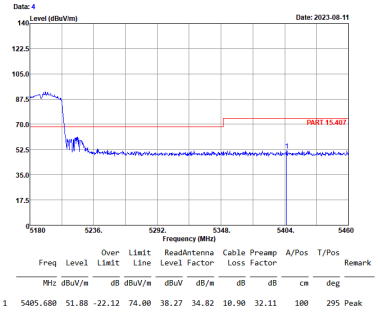	Left blank
Avg.	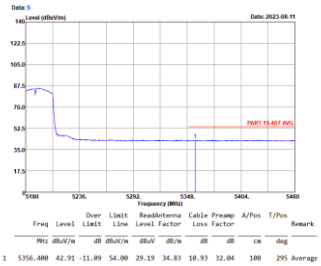	Left blank

WIFI	UNII 2C - 5475-5725MHzMHz Band Edge @ 3m	
ANT	11N_HT40_CH38+B13 Link Co-location	
22	Vertical	Fundamental
Peak	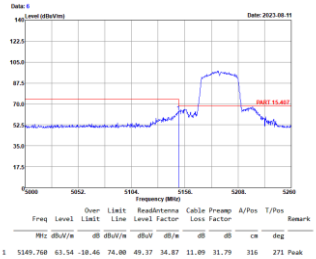	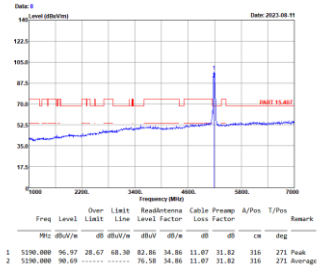
Avg.	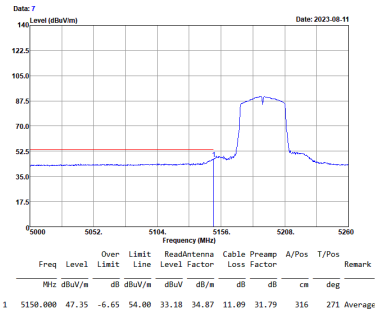	Left blank

WIFI	UNII 2C - 5475-5725MHzMHz Band Edge @ 3m	
ANT	11N_HT40_CH38+B13 Link Co-location	
22	Vertical	Fundamental
Peak	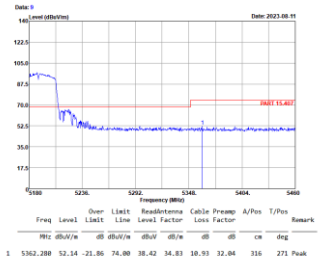	Left blank
Avg.	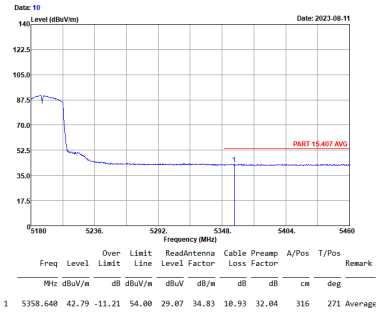	Left blank

UNII 2C - 5475-5725MHzMHz

WIFI 802. *11N_HT40_CH38+B13* Link (Harmonic @ 3m)

WIFI	UNII 2C - 5475-5725MHzMHz Band Edge @ 3m	
ANT	11N_HT40_CH38+B13 Link Co-location	
22	Horizontal	Vertical
Peak Avg.	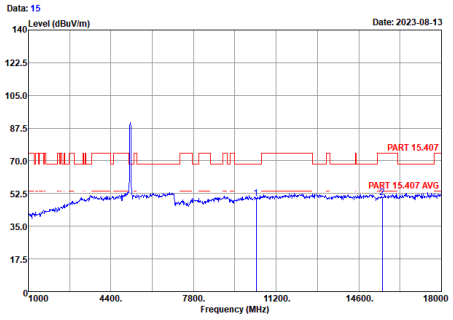 Freq Level Over Limit Limit Line ReadAntenna Level Cable Loss Preamp Factor A/Pos T/Pos Remark MHz dBuV/m dB dBuV/m dBuV dB/m dB dB cm deg 1 10380.000 50.02 -18.28 68.30 47.17 39.45 14.18 50.78 --- --- Peak 2 15570.000 50.35 -23.65 74.00 43.09 41.84 16.88 51.46 --- --- Peak	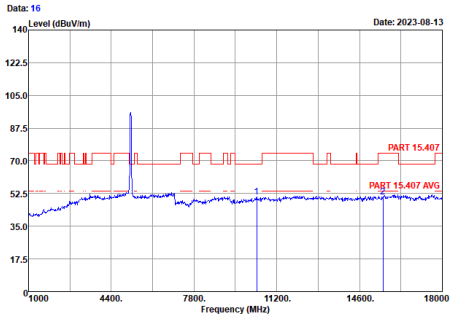 Freq Level Over Limit Limit Line ReadAntenna Level Cable Loss Preamp Factor A/Pos T/Pos Remark MHz dBuV/m dB dBuV/m dBuV dB/m dB dB cm deg 1 10380.000 50.51 -17.79 68.30 47.66 39.45 14.18 50.78 --- --- Peak 2 15570.000 50.76 -23.24 74.00 43.50 41.84 16.88 51.46 --- --- Peak

Note: the highest signal over limit is WLAN 5G fundamental signal.

Appendix D. Duty Cycle Plots

Band	Duty Cycle(%)	T(ms)	1/T(kHz)	VBW Setting
802.11a	96.77	1.391	0.719	1KHz
802.11an HT20	96.53	1.290	0.775	1KHz
802.11an HT40	93.13	0.648	1.544	3KHz
802.11ac VHT80	87.84	0.325	3.080	10KHZ

802.11a

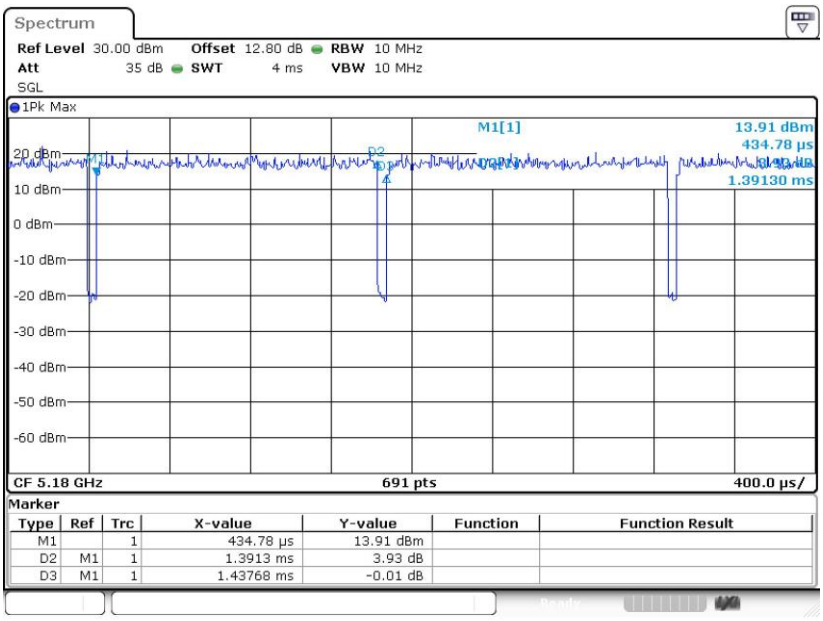

802.11an HT20

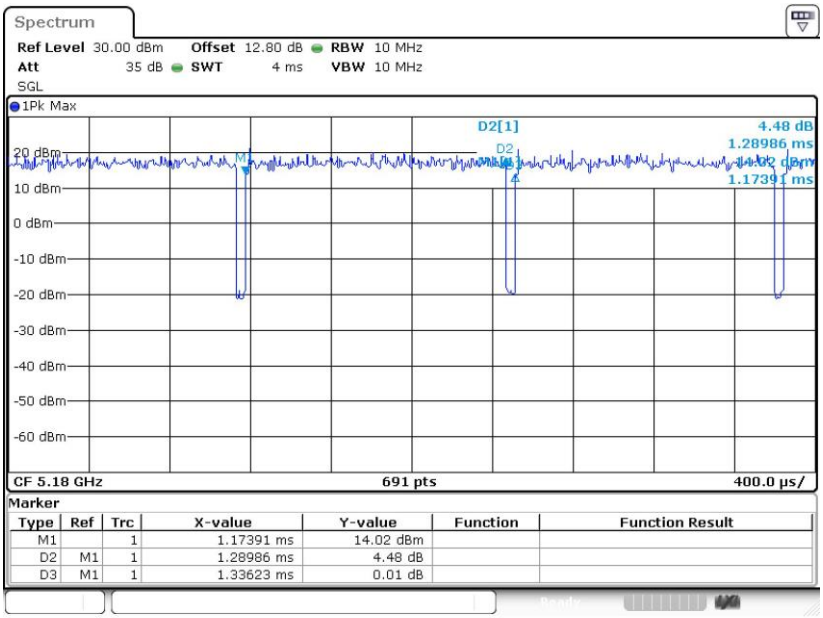

Date: 4.AUG.2023 23:49:54

802.11an HT40

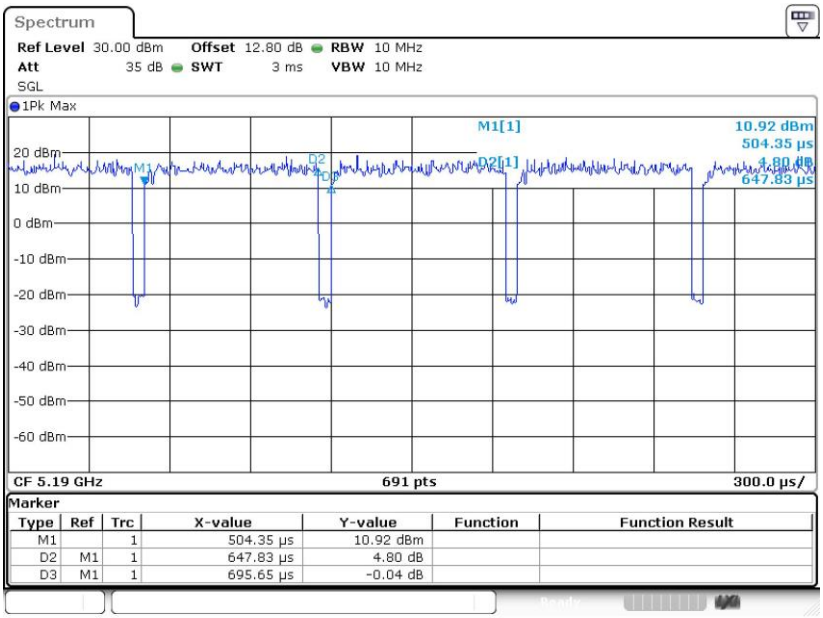

Date: 5.AUG.2023 02:50:02
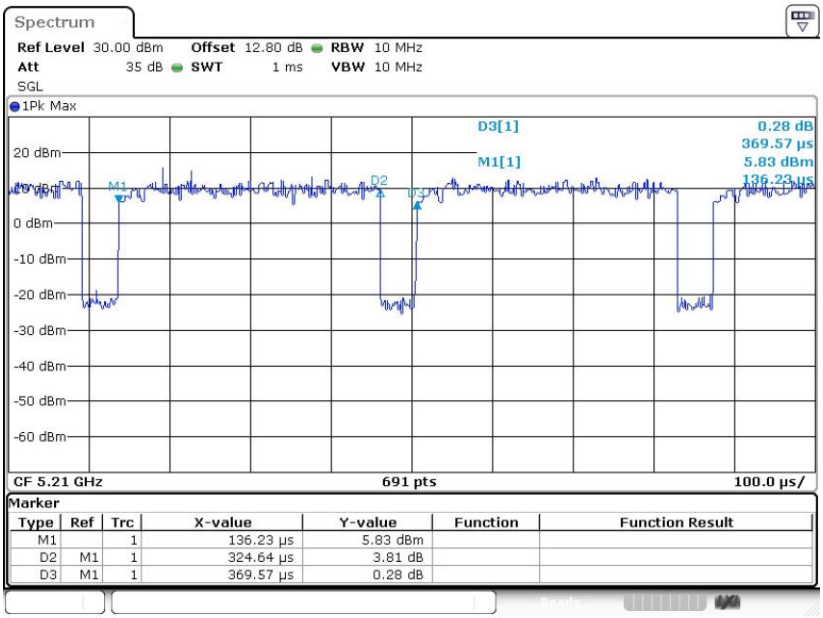
802.11ac VHT80